



Illustrated Parts Manual

Model 844B

10709911
December 1998

TABLE OF CONTENTS

Section Quick Reference

Section 1	Drive Train
Section 2	Transmission and Axles
Section 3	Frame and Platform
Section 4	Boom and Transfer Carriage
Section 5	Boom and Transfer Hydraulics
Section 6	Lower Hydraulics
Section 7	Control Hydraulics
Section 8	Steering and Brake Hydraulics
Section 9	Electrical
Section 10	Decals and Accessories
Section 11	Fork Carriages

Section 1 — Drive Train

Drive Train Assembly

Deere - S/N 101 – 530.....	1.1
Deere - S/N 531 Thru	1.1.1
Cummins	1.2

Radiator and Transmission Oil Cooler Assembly

S/N 101 – 530	1.3
S/N 531 Thru	1.3.1

Throttle Assembly

Deere.....	1.4
Cummins	1.5

Air Cleaner Assembly

Deere - S/N 101 – 1343.....	1.6
Deere - S/N 1344 Thru	1.6.1
Cummins	1.7

Exhaust Assembly

Deere - S/N 101 – 558.....	1.8
Deere - S/N 559 – 1139.....	1.8.1
Deere - S/N 1140 Thru	1.8.2
Cummins - S/N 101 – 1047.....	1.9
Cummins - S/N 1048 Thru.....	1.9.1

Transmission Disconnect Assembly

S/N 101 Thru	1.10
--------------------	------

Section 2 — Transmission and Axles

Axle Breakdown

Differential Carrier Assembly (S/N 101 – 530).....	2.1
Differential Carrier Assembly (S/N 531 Thru)	2.1.1
Steer Axle Shafts & Knuckle Assembly (S/N 101 – 530).....	2.2
Wheel End Assembly.....	2.3
Differential Lock Assembly	2.4

TABLE OF CONTENTS

Funk Transmission Breakdown (S/N 101 – 530)

Main Case Assembly	2.5
Output Retainer Assembly	2.6
Output Shaft Assembly	2.7
Clutch Assembly, 1st Stage	2.8
Clutch Assembly, 2nd Stage	2.9
Clutch Assembly, 3rd Stage	2.10
Front Cover Assembly	2.11
Input Shaft Assembly	2.12
Valve Control Assembly	2.13
Pump Assembly	2.14
Drive Plate Assembly	2.15
Converter Assembly	2.16
Parking Brake & Yoke Assembly	2.17

ZF Transmission Breakdown (S/N 531 Thru)

Converter & Flex Plate Assembly	2.18
Gearbox Housing Assembly	2.19
Input Group & Layshaft Assembly	2.20
Clutch Assembly, Forward & 1st Gear	2.21
Clutch Assembly, Reverse & 2nd Gear	2.22
Clutch Assembly, 3rd Gear	2.23
Clutch Assembly, 4th Gear	2.24
Output Group Assembly	2.25
Power Take-off & Filter Assembly	2.26
Gearshift System Assembly	2.27
Control Valve Assembly	2.28
Oil Tubes & Dipstick Assembly	2.29
Parking Brake Assembly	2.30

Section 3 — Frame and Platform

Main Frame Assembly (S/N 101 – 1139)	3.1
Main Frame Assembly (S/N 1140 Thru)	3.1.1
Operators Platform Assembly (S/N 101 – 536 & 538)	3.2
Operators Platform Assembly (S/N 537, 539 Thru)	3.2.1

Instrument Panel Assembly (S/N 101–530)	3.3
Instrument Panel Assembly (S/N 531 Thru)	3.3.1

Section 4 — Boom and Transfer Carriage

Telescopic Boom Assembly	4.1
Transfer Carriage Assembly	4.2

Section 5 — Boom and Transfer Hydraulics

Boom Hydraulic Assembly (S/N 101–192, 194–266 & 268–272)	5.1
Boom Hydraulic Assembly (S/N 193, 267 & 273 – 1283)	5.1.1
Boom Hydraulic Assembly (S/N 1284 Thru)	5.1.2
Boom Extension Cylinder Assembly	5.2
Front Carriage Tilt Cylinder Assembly	5.3
Hoist - Transfer Hydraulic Assembly	5.4
Hoist Cylinder Assembly	5.5
Transfer Cylinder Assembly	5.6
Rear Carriage Tilt Cylinder Assembly	5.7

Section 6 — Lower Hydraulics

Pump, Suction-Return Hydraulics Assembly	6.1
Hydraulic Return Line Filter Assembly (Original Equipment)	6.2
Hydraulic Return Line Filter Assembly (Service Replacement)	6.2.1
Frame Hydraulic Assembly	6.3
Frame Tilt Cylinder Assembly	6.4
Hydraulic Control Valve Assembly (S/N 101 – 536 & 538)	6.5
Valve Section Assembly - Carriage Fork Tilt (S/N 101–536 & 538) ...	6.6
Valve Section Assembly - Transfer Carriage (S/N 101–536 & 538) ...	6.7
Valve Section Assembly - Frame Tilt / Auxiliary (S/N 101–536 & 538)	6.8
Hydraulic Control Valve Assembly (S/N 537, 539 Thru)	6.9
Valve Section Assembly - Transfer Carriage / Frame Tilt / Auxiliary (S/N 537, 539 Thru)	6.10
Valve Section Assembly - Carriage Fork Tilt (S/N 537, 539 Thru) ...	6.11
Test Port Hydraulic Assembly	6.12

TABLE OF CONTENTS

Section 7 — Control Hydraulics

Joystick Control Hydraulics (S/N 101 – 536 & 538)	7.1
Joystick Control Hydraulics (S/N 537, 539 Thru)	7.1.1
Hydraulic (Boom) Control Valve Assembly	7.2
Relief Valve Assembly	7.3
Joystick Control Assembly (S/N 101 – 536 & 538)	7.4
Joystick Control Assembly (S/N 537, 539 Thru)	7.4.1
Frame Tilt Control Assembly (S/N 537, 539 Thru)	7.5
Circuit Selector Valve Assembly (S/N 537, 539 Thru)	7.6
Pressure Filter Assembly	7.7

Section 8 — Brake Assembly

Hydraulic Steering & Differential Lock Assembly	8.1
Hydraulic Service Brake Assembly (S/N 101 – 123)	8.2
Hydraulic Service Brake Assembly (S/N 124 Thru)	8.2.1
Accumulator Assembly	8.3
Parking Brake Assembly (S/N 101 – 530)	8.4
Parking Brake Assembly (S/N 531 Thru)	8.4.1
Parking Brake Valve Assembly (S/N 531 Thru)	8.5

Section 9 — Electrical

Electrical Group - Operator's Compartment	9.1
Electrical Assembly - Deere (S/N 101 – 530)	9.2
Electrical Assembly - Deere (S/N 531 Thru)	9.2.1
Electrical Assembly - Cummins	9.3

Section 10 — Decal and Accessories

Decal Group Assembly	10.1
----------------------------	------

Accessories

Side Panel Assembly	10.2
2nd Auxiliary Hydraulic Assembly (S/N 101 – 536 & 538)	10.3
2nd Auxiliary Hydraulic Assembly (S/N 537, 539 Thru)	10.3.1
Outrigger Assembly (S/N 101 – 536 & 538)	10.4
Outrigger Assembly (S/N 537, 539 Thru)	10.4.1
Outrigger Extension Cylinder Assembly	10.5
Cab Assembly	10.6
Cab Insulation Group Assembly	10.7
Cab Door Assembly (S/N 101 – 353)	10.8
Cab Door Assembly (S/N 354 Thru)	10.8.1
Cab Heater, Wiper & Defroster Assembly	10.9
Heater Assembly (Optional Cab)	10.10
Roadway Lighting Assembly	10.11
Work Lights Assembly	10.12

Section 11 — Fork Carriages

Standard (Non-Tilt) Fork Carriage Assembly	11.1
Framers (Non-Tilt) Fork Carriage Assembly	11.2
Standard Tilting Fork Carriage Assembly	11.3
Framers Tilting Fork Carriage Assembly	11.4
Tilt Carriage Cylinder Assembly	11.5
Tower Assembly	11.6
Tower Cylinder Assembly	11.7
Standard (Non-Tilt) Tower Carriage Assembly	11.8
Standard Tilting Tower Carriage Assembly	11.9

TABLE OF CONTENTS

Section 1 — Drive Train

Drive Train Assembly

Deere - S/N 101 – 530	1.1
Deere - S/N 531 Thru	1.1.1
Cummins	1.2

Radiator and Transmission Oil Cooler Assembly

S/N 101 – 530	1.3
S/N 531 Thru	1.3.1

Throttle Assembly

Deere	1.4
Cummins	1.5

Air Cleaner Assembly

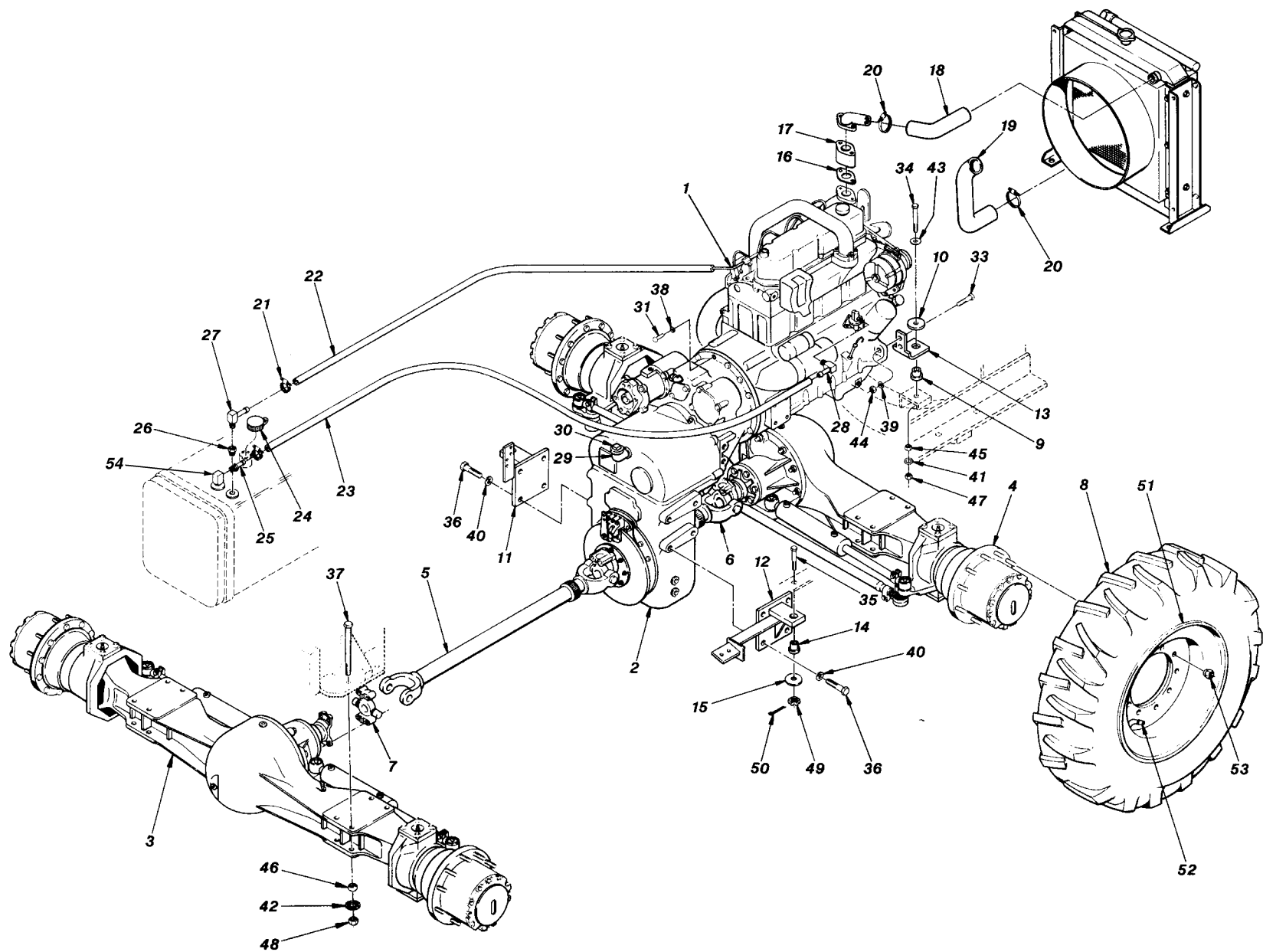
Deere - S/N 101 – 1343	1.6
Deere - S/N 1344 Thru	1.6.1
Cummins	1.7

Exhaust Assembly

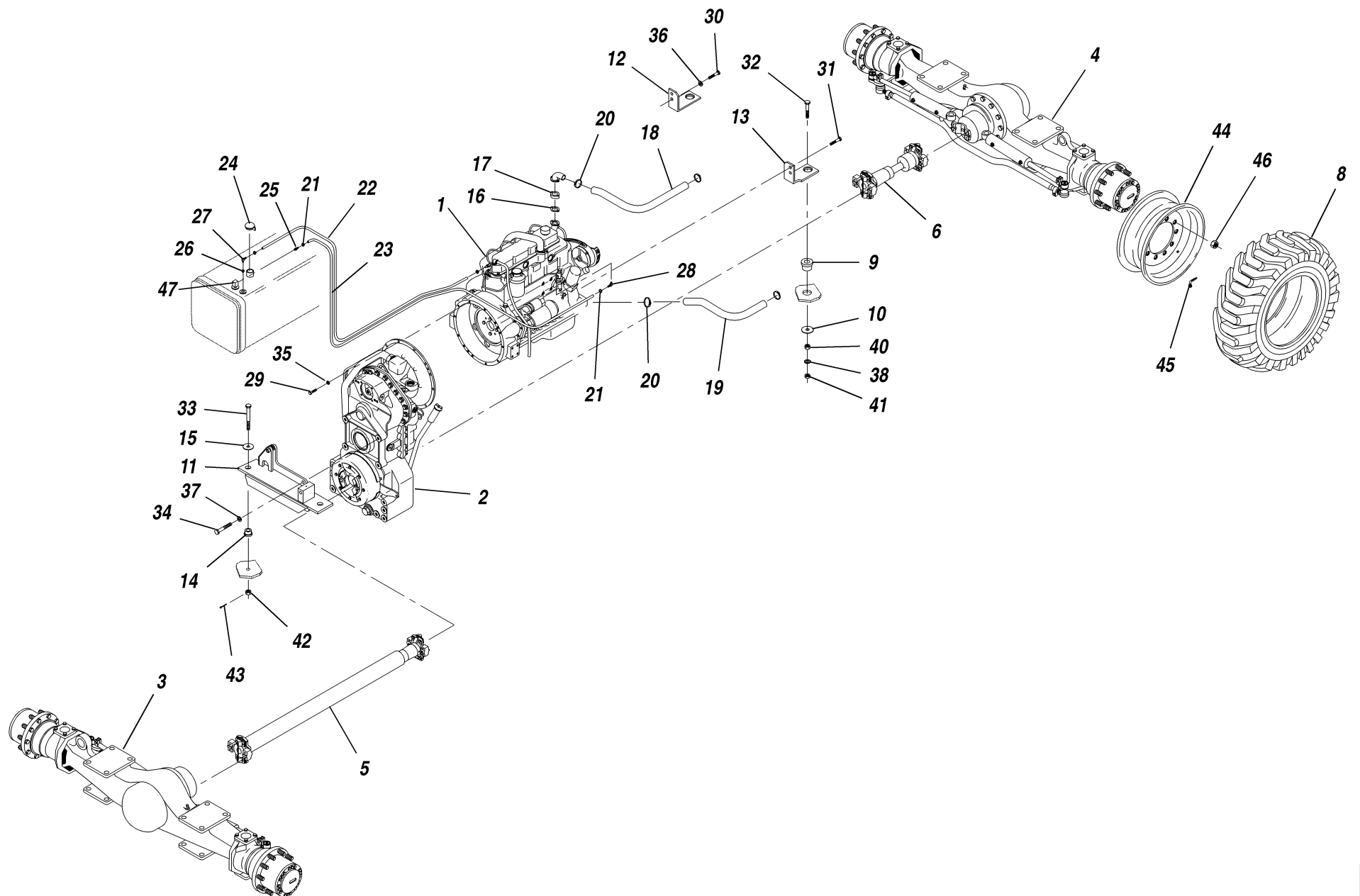
Deere - S/N 101 – 558	1.8
Deere - S/N 559 – 1139	1.8.1
Deere - S/N 1140 Thru	1.8.2
Cummins - S/N 101 – 1047	1.9
Cummins - S/N 1048 Thru	1.9.1

Transmission Disconnect Assembly

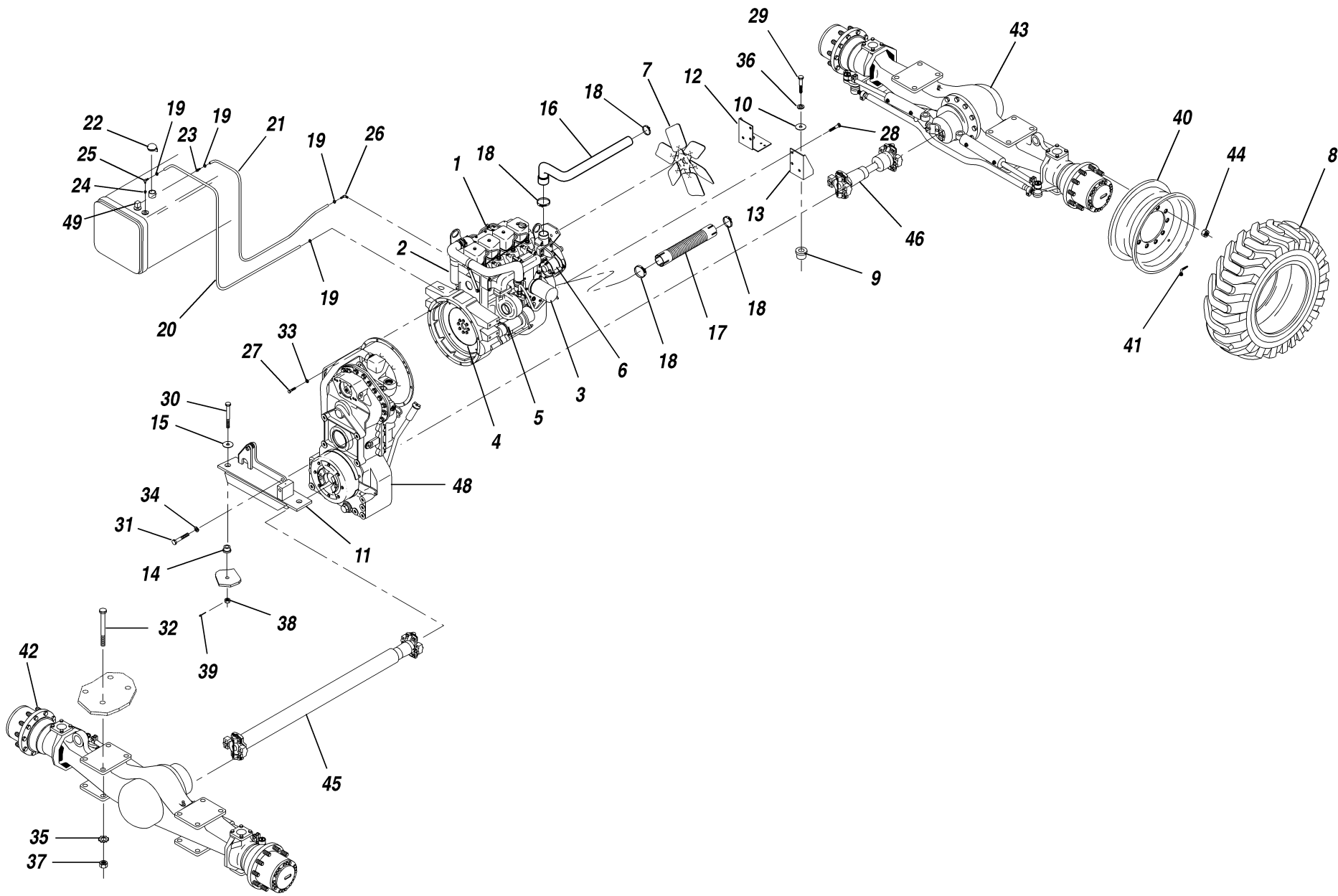
S/N 101 Thru	1.10
--------------------	------



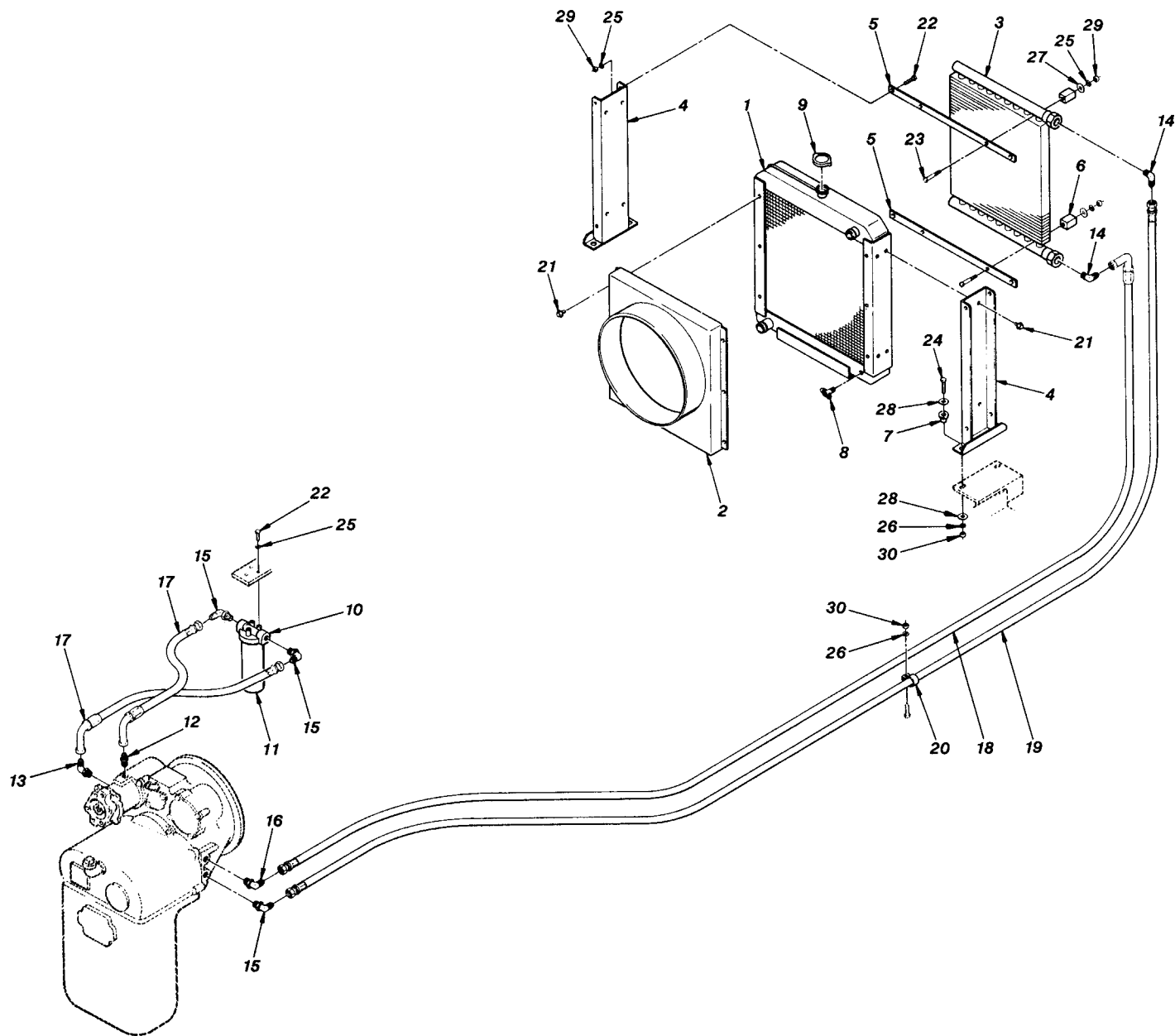
ITEM	PART NUMBER	QTY.	DESCRIPTION	ITEM	PART NUMBER	QTY.	DESCRIPTION
1	N.S.S.	1	Engine, 4 Cyl. 239 Deere Turbo	36	P00701	8	Bolt, Hx., 3/4"-10 x 1 3/4"
2	P24604	1	Transmission (Includes Item 30) (See Pages 2.5–2.17 for Breakdown)	37	P00791	16	Bolt, Hx., 3/4"-16 x 7" GR8
3	P26003	1	Axle, Front (Includes Item 53) (See Pages 2.1–2.4 for Breakdown)	38	P01310	11	Lockwasher, 3/8"
4	P26004	1	Axle, Rear (Includes Item 53) (See Pages 2.1–2.4 for Breakdown)	39	P01314	4	Lockwasher, 5/8"
5	P32616	1	Drive Shaft, Front (Includes Item 7)	40	P01315	8	Lockwasher, 3/4"
6	P24722	1	Drive Shaft, Rear (Includes Item 7)	41	P01363	2	Starwasher, 5/8"
7	P18749	REF	Cross and Bearing (Includes Hardware)	42	P01364	16	Starwasher, 3/4"
8	P11688	4	Tire, 13.00 x 24, 8 Ply	43	P01408	1	Flatwasher, 5/8"
	P16443	–	Tire, 13.00 x 24, 12 Ply Steelguard	44	P01512	2	Nut, Hx., 5/8"-11
	P19043	–	Tire, 13.00 x 24, 12 Ply	45	P01535	2	Nut, Hx., 5/8"-18
8A*	P21570	REF	Tube, 13.00 x 24	46	P01536	16	Nut, Hx., 3/4"-16
9	P18180	2	Rubber Mount, Engine	47	P01585	2	Jam Nut, Hx., 5/8"-18
10	P20396	2	Snubbing Washer	48	P01586	16	Jam Nut, Hx., 3/4"-16
11	22868C	1	Transmission Mount, R.H.	49	P01635	2	Castle Nut, Hx., 5/8"-18
12	30338C	1	Transmission Mount, L.H.	50	P03838	2	Cotter Pin, 1/8" x 1"
13	18668B	2	Engine Mount	51	34680B	4	Wheel, Rim (9 x 24) Single Piece
14	P18181	2	Rubber Mount, Transmission		12749C	4	Wheel, Rim (8 x 24)
15	P20395	2	Snubbing Washer, Transmission		30806C	4	Wheel, Rim (10 x 24)
16	P25386	1	Gasket, Thermostat		34237D	REF	Dual Wheel, Rim (10 x 24)
17	P21785	1	Housing, Extension	51A	P26047	–	Flange (10 x 24)
18	P24298	1	Radiator Hose, Upper		P17260	–	Flange (8 x 24)
19	P24299	1	Radiator Hose, Lower	51B	P26048	–	Lock Ring (10 x 24)
20	P10601	4	Hose Clamp		P16439	–	Lock Ring (8 x 24)
21	P14047	4	Hose Clamp	51C	P16441	–	O-Ring
22	N11796	1	Return Line, 1/4" I.D. Hose	52	P13673	4	Valve Stem
23	N11437	1	Fuel Line, 5/16" I.D. Hose	53	P13894	REF	Lug Nut
24	P12182	1	Fuel Cap (S/N 101–494 & 499)	54	P31249	1	Withdrawal Tube (S/N 101–494 & 499)
	P92013	1	Fuel Cap (S/N 495–498 & 500–530)		P92017	1	Withdrawal Tube (S/N 495–498 & 500–530)
25	37557X	1	Adapter, Pipe to Hose	REF	66030C	–	Engine Block Heater Kit (1000 Watts)
26	P10690	1	Reducer Bushing	REF	21577B	–	Flywheel
27	P21317	1	90° Elbow, Pipe to Hose	REF	P22635	–	Engine Oil Filter
28	P21236	1	90° Elbow, Pipe to Hose	REF	P22636	–	Engine Fuel Filter (S/N 101–522, 525)
29	P10133	1	90° Street Elbow	REF	P32582	–	Engine Fuel Filter (S/N 523, 524, 526 Thru)
30	P10730	1	Oil Fill Plug, Pipe	REF	P19133	–	Transmission Filter
31	P00205	11	Bolt, Hx., 3/8"-16 x 1 1/4"	NOTES: * Not Illustrated. N.S.S. = Not Sold Separately			
32*	P00604	2	Bolt, Hx., 5/8"-11 x 2"				
33	P00607	2	Bolt, Hx., 5/8"-11 x 2 3/4"				
34	P00689	2	Bolt, Hx., 5/8"-18 x 3 1/2" GR8				
35	30473A	2	Bolt, Hx., 5/8"-18 x 5" GR8 (w/Hole)				
				844B S/N 101–530			
				DRIVE TRAIN ASSEMBLY (Deere)			
				<div>1.1</div> <div>6/98</div>			



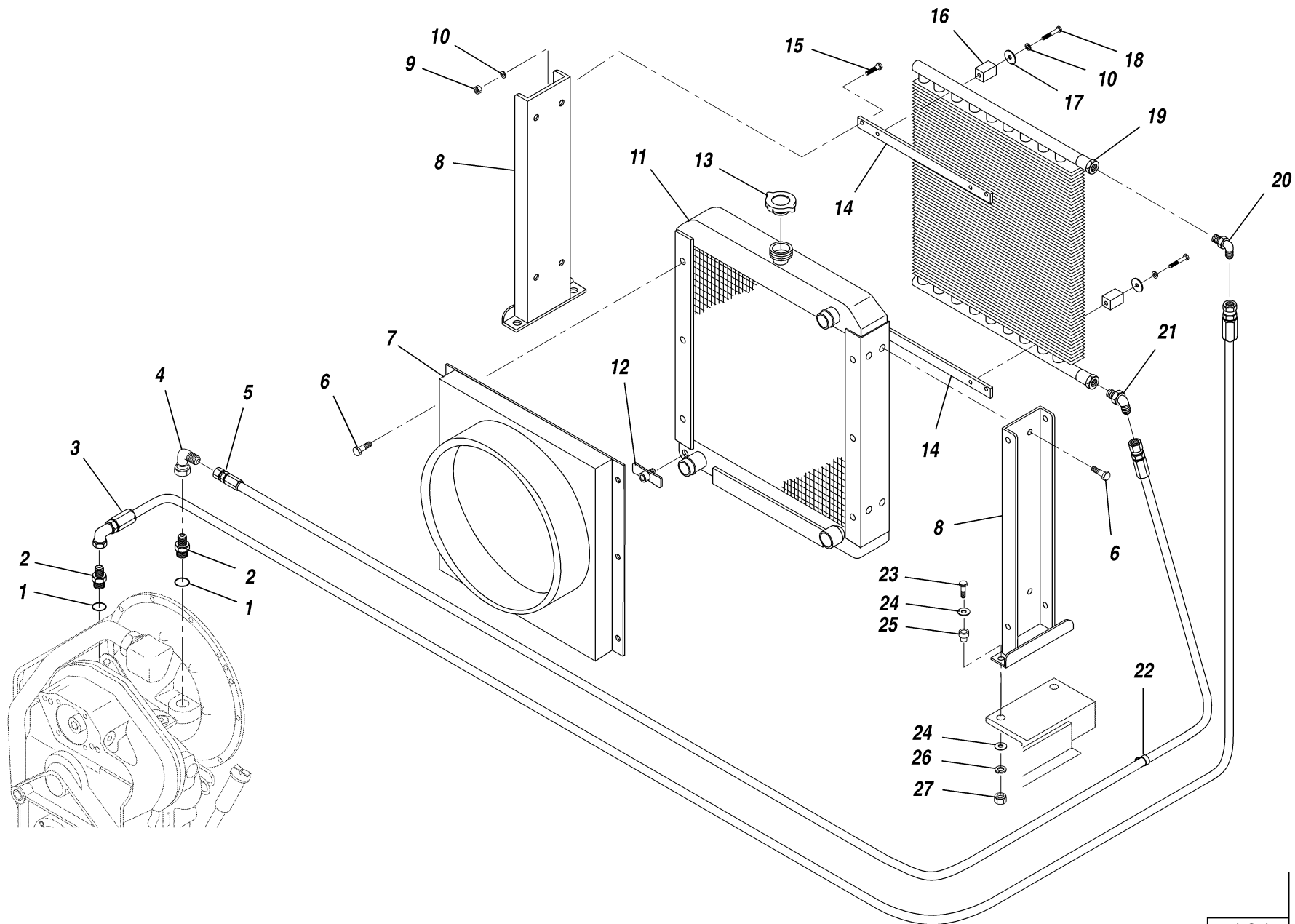
ITEM	PART NUMBER	QTY.	DESCRIPTION	ITEM	PART NUMBER	QTY.	DESCRIPTION
1	N.S.S.	1	Engine, 4 Cyl. 4039 Deere Turbo	33	30260A	2	Bolt, Hx., 5/8"-18 x 4 1/2" GR8 (w/Hole)
REF	P22635	—	Engine Oil Filter	34	P04354	4	Bolt, Hx., M20-2.5 x 50mm
REF	P32582	—	Engine Fuel Filter	35	P01310	12	Lockwasher, 3/8"
2	P31438	1	Transmission	36	P01314	4	Lockwasher, 5/8"
			(See Pages 2.18–2.30 for Breakdown)	37	P04613	4	Lockwasher, M20
REF	P31926	1	Oil Filter, Transmission	38	P01363	2	Starwasher, 5/8"
3	35017A	1	Axle, Front w/Diff. Lock (Includes Item 46)	39*	P01512	2	Nut, Hx., 5/8"-11
			(See Pages 2.1–2.4 for Breakdown)	40	P01535	2	Nut, Hx., 5/8"-18
4	35018A	1	Axle, Rear (Includes Item 46)	41	P01585	2	Jam Nut, Hx., 5/8"-18
			(See Pages 2.1–2.4 for Breakdown)	42	P01635	2	Castle Nut, Hx., 5/8"-18
5	35351B	1	Drive Shaft, Front (Includes Item 7)	43	P03838	2	Cotter Pin, 1/8" x 1"
6	P24722	1	Drive Shaft, Rear (Includes Item 7)	44	34680B	4	Wheel, Rim (9 x 24)
7	P18749	REF	Cross and Bearing (Includes Hardware)		34237D	REF	Dual Wheel, Rim (10 x 24)
8	P11688	4	Tire, 13.00 x 24, 8 Ply	43A	P26047	—	Flange (10 x 24)
	P16443	—	Tire, 13.00 x 24, 12 Ply Steelguard		P17260	—	Flange (8 x 24)
	P19043	—	Tire, 13.00 x 24, 12 Ply	43B	P26048	—	Lock Ring (10 x 24)
8A	P21570	REF	Tube, 13.00 x 24		P16439	—	Lock Ring (8 x 24)
9	P18180	2	Rubber Mount, Engine	43C	P16441	—	O-Ring
10	15618A	2	Snubbing Washer, Engine	45	P13673	4	Valve Stem
11	35026B	1	Transmission Mount.	46	P13894	REF	Lug Nut
12	28473B	1	Engine Mount, R.H.	47	P31249	1	Withdrawal Tube
13	28474B	1	Engine Mount, L.H.				
14	P18181	2	Rubber Mount, Transmission				
15	15616A	2	Snubbing Washer, Transmission				
16	P25386	1	Gasket, Thermostat	REF	66030C	—	Engine Block Heater Kit (1000 Watts)
17	18676B	1	Housing, Extension				
18	21164B	1	Radiator Hose, Upper				
19	18665B	1	Radiator Hose, Lower				
20	P10601	4	Hose Clamp				
21	P14047	4	Hose Clamp, Fuel Line				
22	N11433	1	Return Line, 1/4" I.D. Hose				
23	N11437	1	Fuel Line, 5/16" I.D. Hose				
24	P12182	1	Fuel Cap				
25	P13619	1	Adapter, Pipe to Hose				
26	P10690	1	Reducer Bushing				
27	P21317	1	90° Elbow, Pipe to Hose				
28	P21236	1	90° Elbow, Pipe to Hose				
29	P00205	12	Bolt, Hx., 3/8"-16 x 1 1/4"				
30	P00604	2	Bolt, Hx., 5/8"-11 x 2"				
31	P00607	2	Bolt, Hx., 5/8"-11 x 2 3/4"				
32	P00694	2	Bolt, Hx., 5/8"-18 x 5 1/2" GR8				
				NOTES:			
				* Not Illustrated.			
				N.S.S. = Not Sold Separately			
				844B S/N 531 THRU			
				DRIVE TRAIN ASSEMBLY (Deere)			
				1.1.1			
				6/98			



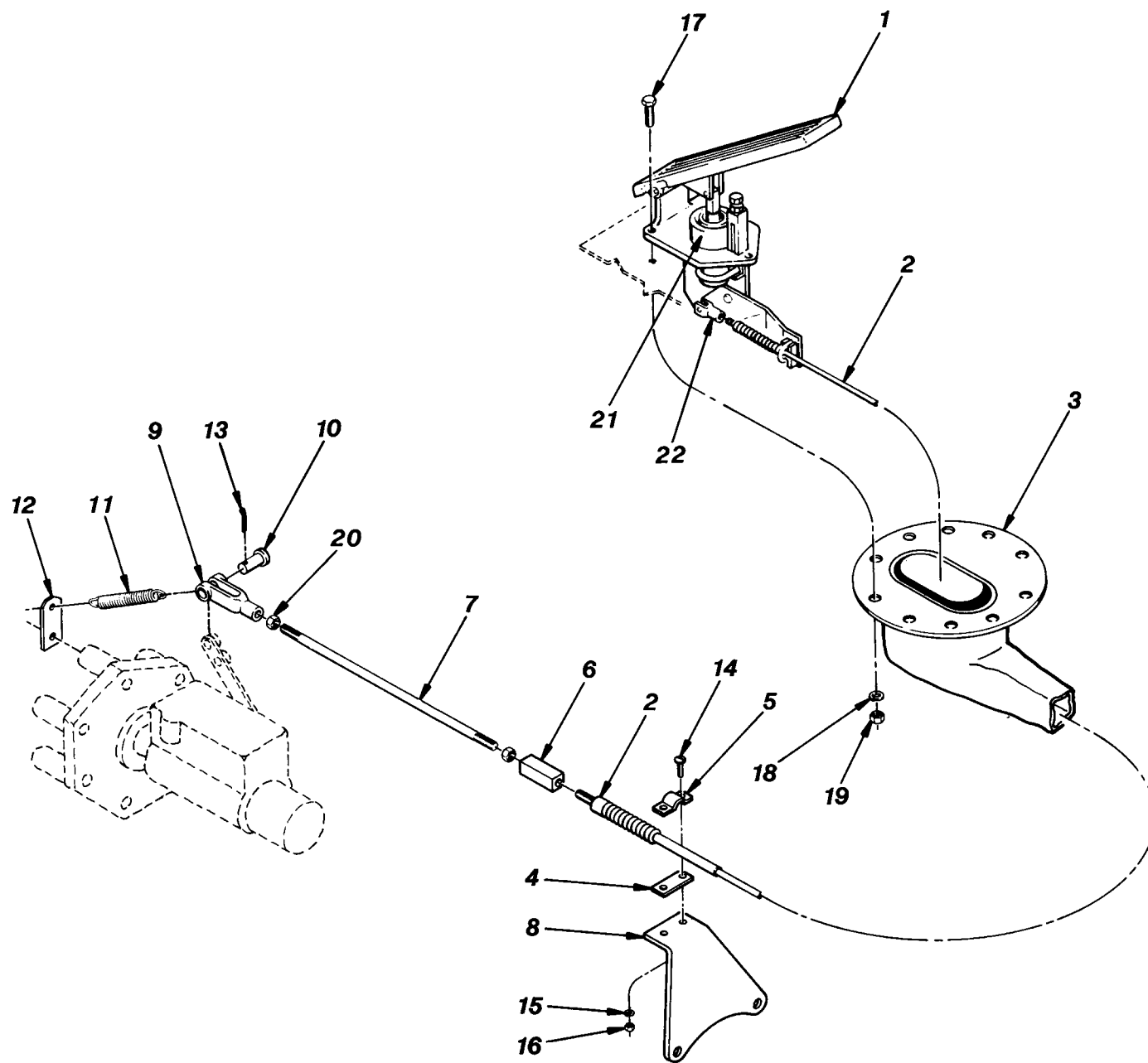
ITEM	PART NUMBER	QTY.	DESCRIPTION	ITEM	PART NUMBER	QTY.	DESCRIPTION
1	N.S.S.	1	Engine, 4 Cyl. 4BT 3.9 Cummins Turbo	39	P03838	2	Cotter Pin, 1/8" x 1"
2	P31296	REF	Fuel Filter, Primary	40	34680B	4	Wheel, Rim (9 x 24)
3	P31295	REF	Oil Filter, Engine		34237D	REF	Dual Wheel, Rim (10 x 24)
4	P33140	REF	Flywheel	40A	P26047	—	Flange (10 x 24)
5	P32572	REF	Starter Motor		P17260	—	Flange (8 x 24)
6	P31591	REF	Alternator	40B	P26048	—	Lock Ring (10 x 24)
7	P31418	REF	Fan Blade, 18" Blower		P16439	—	Lock Ring (8 x 24)
8	P11688	4	Tire, 13.00 x 24, 8 Ply	40C	P16441	—	O-Ring
	P16443	—	Tire, 13.00 x 24, 12 Ply Steelguard	41	P13673	4	Valve Stem
	P19043	—	Tire, 13.00 x 24, 12 Ply	42	35017A	1	Axle, Front w/Diff. Lock (Includes Item 44) (See Pages 2.1–2.4 for Breakdown)
8A*	P21570	REF	Tube, 13.00 x 24	43	35018A	1	Axle, Rear (Includes Item 44) (See Pages 2.1–2.4 for Breakdown)
9	P32960	2	Rubber Mount, Engine	44	P13894	REF	Lug Nut
10	15618A	2	Snubbing Washer, Engine	45	25708B	1	Drive Shaft, Front (Includes Item 47)
11	35145B	1	Transmission Mount	46	21402B	1	Drive Shaft, Rear (Includes Item 47)
12	35146B	1	Engine Mount, R.H	47	P18749	REF	Cross and Bearing (Includes Hardware)
13	35147B	1	Engine Mount, L.H.	48	P31438	1	Transmission (See Pages 2.18–2.30 for Breakdown)
14	P32961	2	Rubber Mount, Transmission	REF	P31926	1	Oil Filter, Transmission
15	15616A	2	Snubbing Washer, Transmission	49	P31249	1	Withdrawal Tube
16	P32670	1	Radiator Hose, Upper				
17	P32962	1	Radiator Hose, Lower	REF	P31320	-	Engine Block Heater
18	P10601	4	Hose Clamp				
19	P14047	4	Hose Clamp, Fuel Line				
20	N11433	1	Return Line, 1/4" I.D. Hose				
21	N11437	1	Fuel Line, 5/16" I.D. Hose				
22	P12182	1	Fuel Cap				
23	37557X	1	Adapter, Pipe to Hose				
24	P10690	1	Reducer Bushing				
25	P21317	1	90° Elbow, Pipe to Hose				
26	P21236	1	90° Elbow, Pipe to Hose				
27	P04155	12	Bolt, Hx., 3/8"-16 x 1 1/4"				
28	P04204	6	Bolt, Hx., 5/8"-11 x 2 3/4"				
29	P00489	2	Bolt, Hx., 5/8"-18 x 5 1/2" GR8				
30	35471A	2	Bolt, Hx., 5/8"-18 x 3" GR8 (w/Hole)				
31	P04354	4	Bolt, Hx., M20-2.5 x 50mm				
32	P00791	16	Bolt, Hx., 3/4"-16 x 7" GR8				
33	P01310	12	Lockwasher, 3/8"				
34	P04613	4	Lockwasher, M20				
35	P01364	16	Starwasher, 3/4"				
36	P01312	2	Lockwasher, 1/2"				
37	P01536	16	Nut, Hx., 3/4"-16				
38	P01635	2	Castle Nut, Hx., 5/8"-18				
				NOTES:			
				* Not Illustrated.			
				N.S.S. = Not Sold Separately			
				844B S/N 101 THRU			
				DRIVE TRAIN ASSEMBLY (Cummins)			



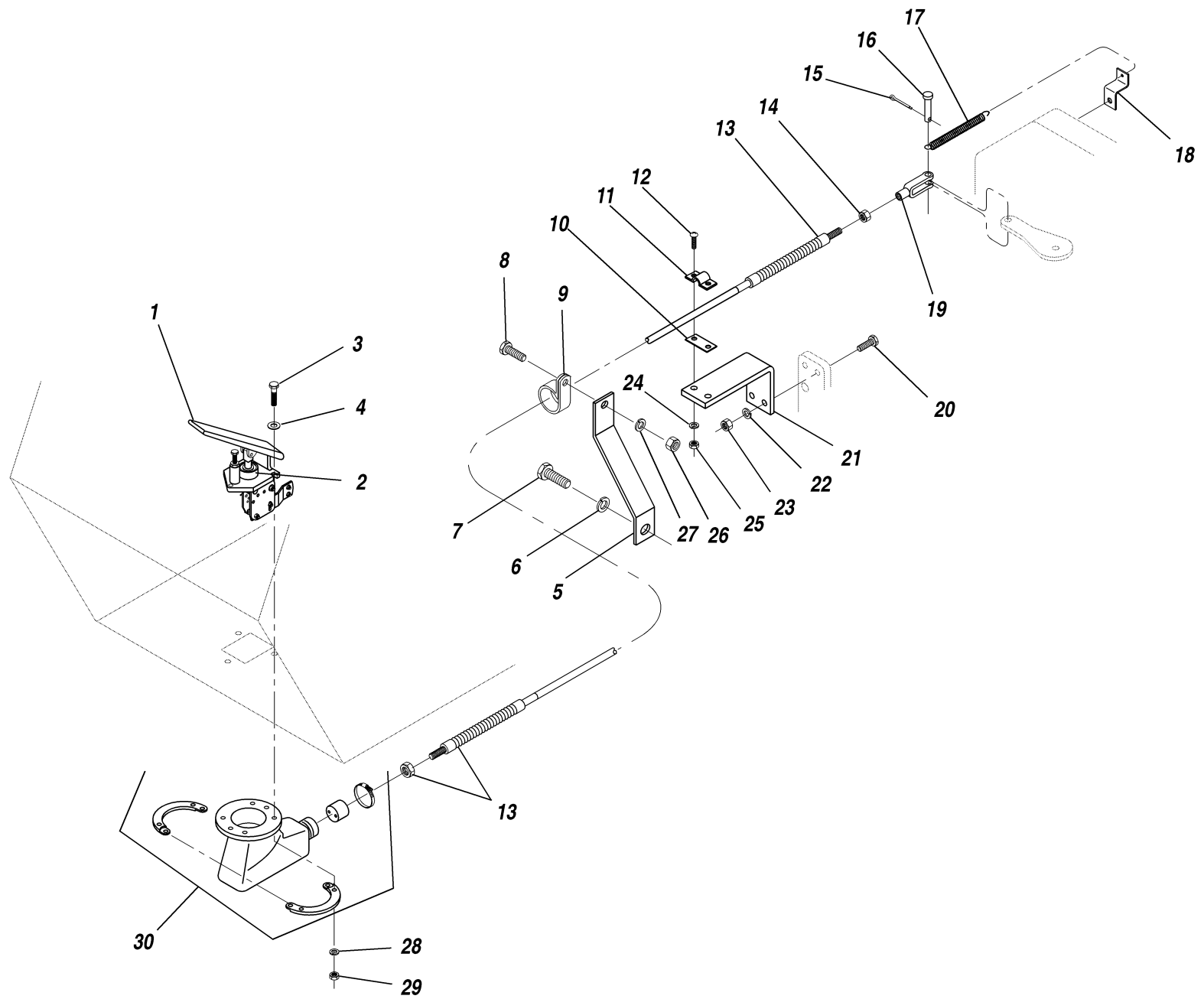
PART				PART			
ITEM	NUMBER	QTY.	DESCRIPTION	ITEM	NUMBER	QTY.	DESCRIPTION
1	P26544	1	Radiator (Includes Items 8 & 9)				
2	P25926	1	Fan Shroud				
3	14251B	1	Transmission Cooler				
4	23189B	2	Support Bracket				
5	24747A	2	Mounting Bar, Cooler				
6	P26312	4	Rubber Mounting Block				
7	P18723	4	Rubber Grommet				
8	P16675	1	Drain Cock				
9	P25365	1	Cap, Radiator				
10	P19132	1	Filter Base (Includes Item 11)				
11	P19133	1	Oil Filter, Transmission				
12	P17805	1	Connector, O-Ring				
13	P17802	1	90° Elbow, O-Ring				
14	P17808	2	90° Elbow, JIC-Pipe				
15	P20359	3	90° Elbow, O-Ring				
16	25685A	1	90° Elbow, Special				
17	P17798	2	Hose, Transmission Filter, 29" Long				
18	P27748	1	Hose, Transmission Cooler, 54" Long				
19	P21953	1	Hose, Transmission Cooler, 79" Long				
20	P17593	3	Clamp, Hydraulic Hose				
21	P24307	14	Bolt, Flange Hd., 5/16"-18 x 1 1/2"				
22	P00102	7	Bolt, Hx., 5/16"-18 x 3/4"				
23	P00111	4	Bolt, Hx., 5/16"-18 x 2 3/4"				
24	P00205	4	Bolt, Hx., 3/8"-16 x 1 1/4"				
25	P01309	11	Lockwasher, 5/16"				
26	P01310	5	Lockwasher, 3/8"				
27	P01453	4	Flatwasher, 5/16" - Fender				
28	P01404	8	Flatwasher, 3/8"				
29	P01507	8	Nut, Hx., 5/16"-18				
30	P01508	5	Nut, Hx., 3/8"-16				



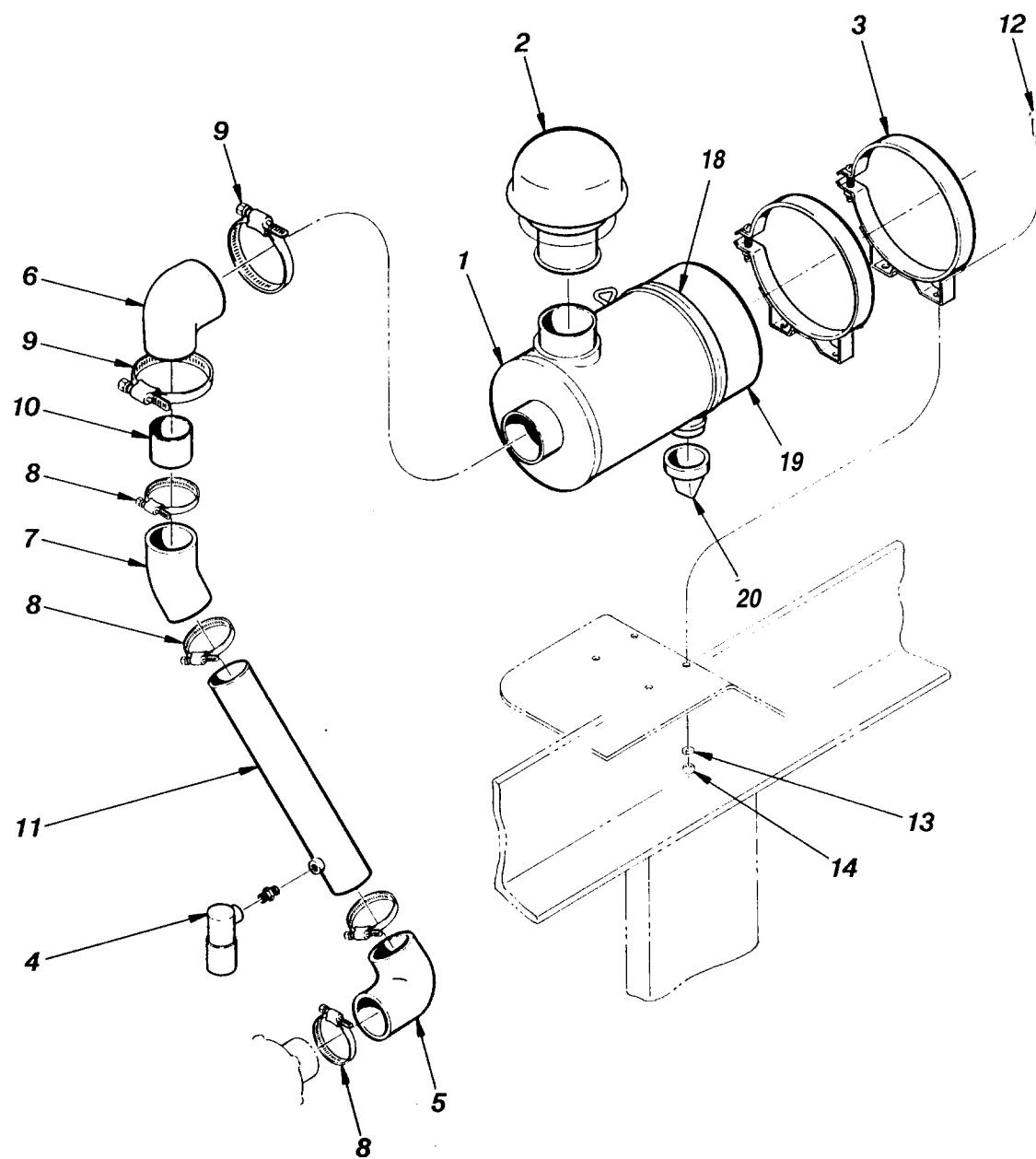
PART				PART			
ITEM	NUMBER	QTY.	DESCRIPTION	ITEM	NUMBER	QTY.	DESCRIPTION
1	P31574	2	O-Ring				
2	P31573	2	Adapter				
3	P31168	1	Hose, Transmission Cooler, 93" Long				
4	P21632	1	90° Elbow, Swivel				
5	P31167	1	Hose, Transmission Cooler, 56" Long				
6	P24307	14	Bolt, Flange Hd., 5/16"-18 x 1/2"				
7	35054B	1	Fan Shroud				
8	18751B	2	Support Bracket				
9	P01507	8	Nut, Hx., 5/16"-18				
10	P01309	8	Lockwasher, 5/16"				
11	35019B	1	Radiator (Includes Items 12 & 13)				
12	P16675	1	Drain Cock				
13	P25365	1	Cap, Radiator				
14	24747A	2	Mounting Bar, Cooler				
15	P00102	4	Bolt, Hx., 5/16"-18 x 3/4"				
16	P26312	4	Rubber Mounting Block				
17	P01453	4	Flatwasher, 5/16" - Fender				
18	P00111	4	Bolt, Hx., 5/16"-18 x 2 3/4"				
19	14251B	1	Transmission Cooler				
20	P17808	1	90° Elbow, JIC-Pipe				
21	P17792	1	45° Elbow, JIC-Pipe				
22	P17810	3	Clamp, Hydraulic Hose				
23	P00205	4	Bolt, Hx., 3/8"-16 x 1 1/4"				
24	P01404	10	Flatwasher, 3/8"				
25	15845B	4	Rubber Grommet				
26	P01310	4	Lockwasher, 3/8"				
27	P01508	5	Nut, Hx., 3/8"-16				
REF	P31576	-	Radiator Testing Plug, 2 1/4" Cap				

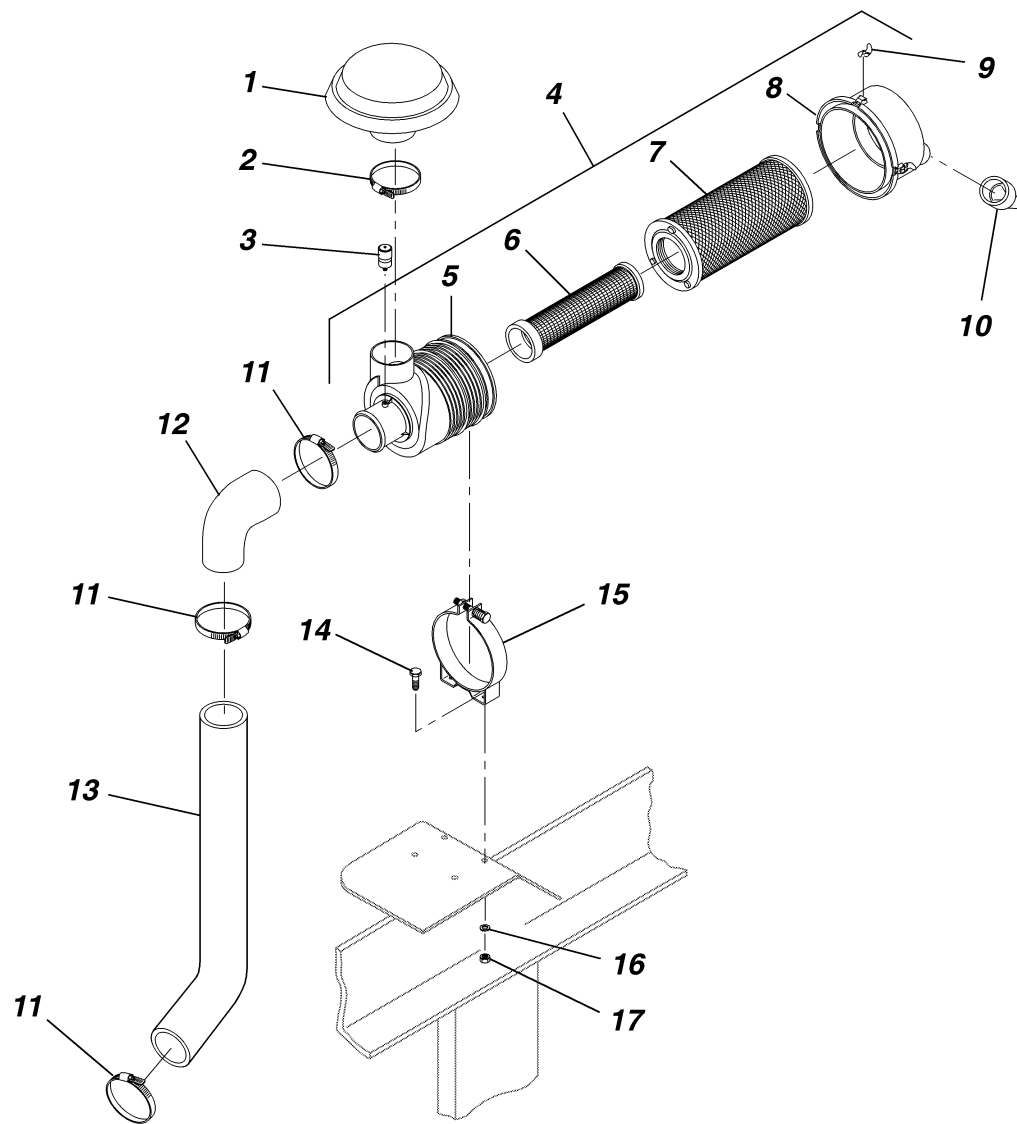


PART				PART			
ITEM	NUMBER	QTY.	DESCRIPTION	ITEM	NUMBER	QTY.	DESCRIPTION
1	16461A	1	Accelerator Pedal (Includes Items 21 and 22)				
2	P19264	1	Cable, Throttle				
3	16466A	1	Boot Guard				
4	16401A	1	Shim, Cable Clamp				
5	14383A	1	Clamp, Cable				
6	P27815	1	Coupling Nut				
7	23084B	1	Extension Rod - Straight (Shown)				
	35419B	1	Extension Rod - Bent				
8	23081C	1	Bracket, Cable				
9	P10508	1	Clevis				
10	P10509	1	Clevis Pin				
11	P21260	1	Spring				
12	17786A	1	Spring Anchor				
13	P03823	1	Cotter Pin, 3/32" x 3/4"				
14	P02057	2	Screw, Round Hd., #10-24 x 3/4"				
15	P01306	2	Lockwasher, #10				
16	P01504	2	Nut, Hx., #10-24				
17	P00005	3	Bolt, Hx., 1/4"-20 x 1"				
18	P01308	3	Lockwasher, 1/4"				
19	P01506	3	Nut, Hx., 1/4"-20				
20	P01529	2	Nut, Hx., 1/4"-28				
21	P20069	1	Bellows, Accelerator				
22	P20072	1	Clevis Kit				

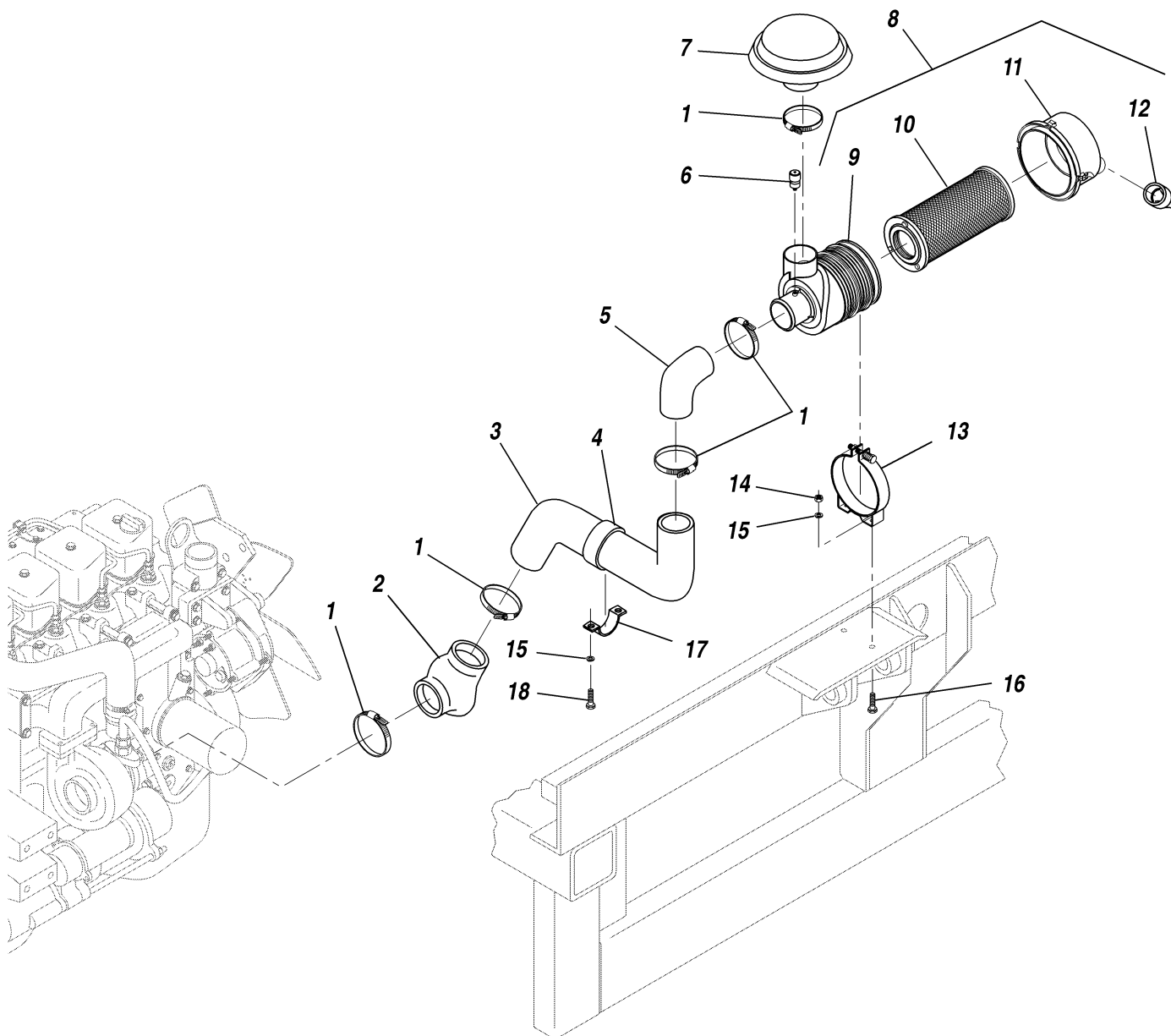


ITEM	PART NUMBER	QTY.	DESCRIPTION	ITEM	PART NUMBER	QTY.	DESCRIPTION
1	16461A	1	Accelerator Pedal (Includes Item 2)				
2	P20069	1	Bellows				
3	P00005	3	Bolt, Hx., 1/4"-20 x 1"				
4	P01402	3	Flatwasher, 1/4"				
5	35522A	1	Support, Throttle Cable				
6	P04609	1	Lockwasher, M12				
7	P04203	1	Capscrew, Hx., M12-1.75 x 30mm				
8	P00105	1	Bolt, Hx., 5/16"-18 x 1 1/4"				
9	P17553	1	Clamp				
10	16401A	1	Shim				
11	14383A	1	Cable Clamp				
12	P02059	2	Screw, Round Hd., #10-24 x 1"				
13	P29629	1	Cable, Throttle				
14	P01529	1	Nut, Hx., 1/4"-28				
15	P03823	1	Cotter Pin, 3/32" x 3/4"				
16	P10509	1	Clevis Pin				
17	P21260	1	Spring				
18	17786A	1	Spring Anchor				
19	P10508	1	Clevis				
20	P00003	2	Capscrew, Hx., 1/4"-20 x 3/4"				
21	35422B	1	Bracket, Cable				
22	P01308	2	Lockwasher, 1/4"				
23	P01506	2	Nut, Hx., 1/4"-20				
24	P01306	2	Lockwasher, #10				
25	P01504	2	Nut, Hx., #10-24				
26	P01309	1	Lockwasher, 5/16"				
27	P01507	1	Nut, Hx., 5/16"-18				
28	P01308	3	Lockwasher, 1/4"				
29	P01506	3	Nut, Hx., 1/4"-20				
30	16466A	1	Boot Guard, Pedal				
							1.5
				844B S/N 101 THRU			
				6/98			
				THROTTLE ASSEMBLY (Cummins)			

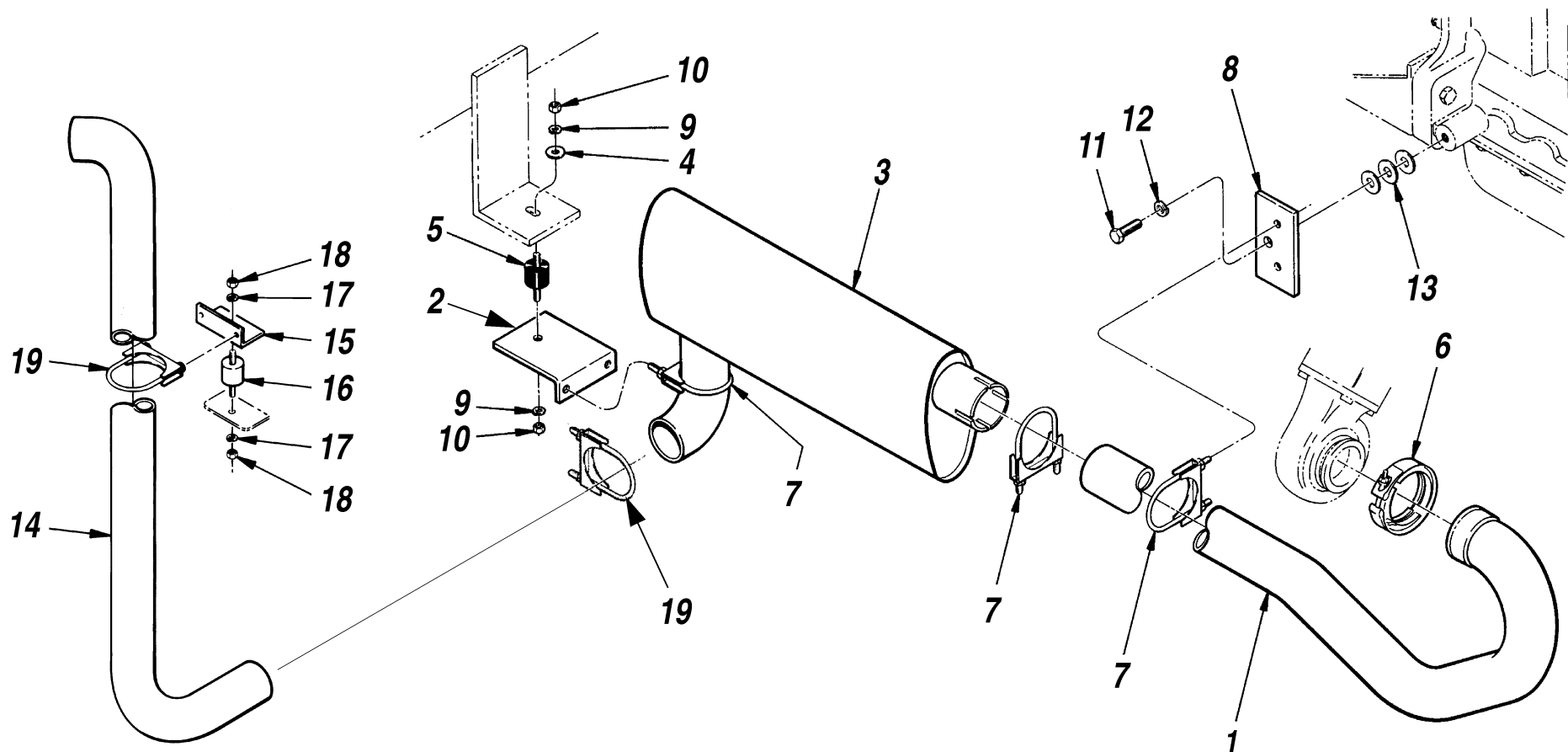




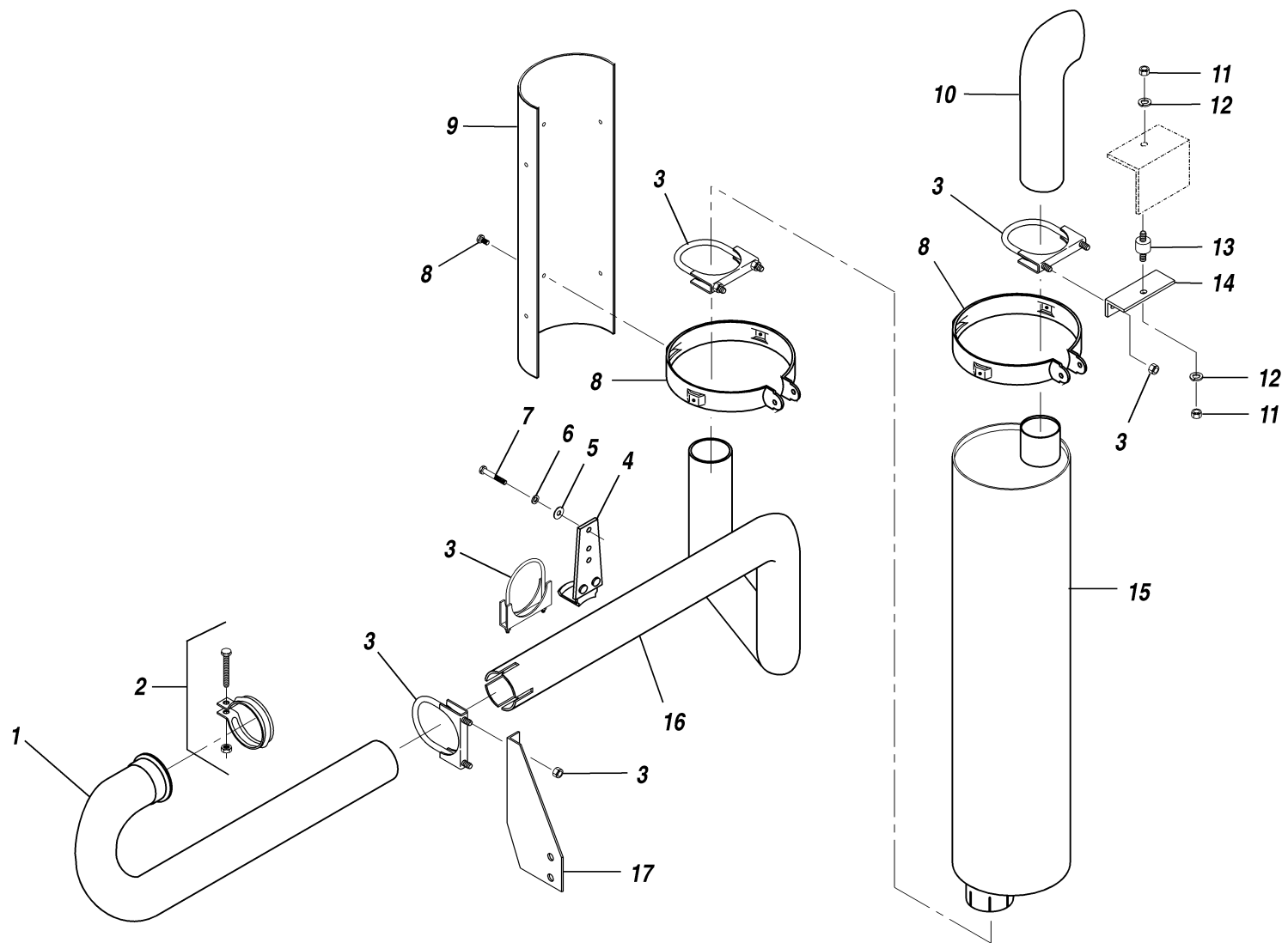
PART				PART			
ITEM	NUMBER	QTY.	DESCRIPTION	ITEM	NUMBER	QTY.	DESCRIPTION
1	P33146	1	Hood, Air Inlet				
2	P19267	1	Hose Clamp, #64				
3	P21485	1	Service Indicator (Includes Fitting)				
4	P33141	1	Air Cleaner (Includes Items 5–10)				
5	N.S.S.	1	Body				
6	P33181	1	Filter Element, Safety				
7	P33180	1	Filter Element, Primary				
8	P33182	1	Cover				
9	P33184	3	Latch				
10	P33183	1	Vaculator Valve				
11	P10553	3	Hose Clamp, #48				
12	P27646	1	90° Reducer Elbow, Rubber				
13	38115A	1	Tube, Air Intake				
14	P00104	2	Bolt, Hx., 5/16"-18 x 1"				
15	P33142	1	Mounting Band				
16	P01309	2	Lockwasher, 5/16"				
17	P01507	2	Nut, Hx., 5/16"-18				



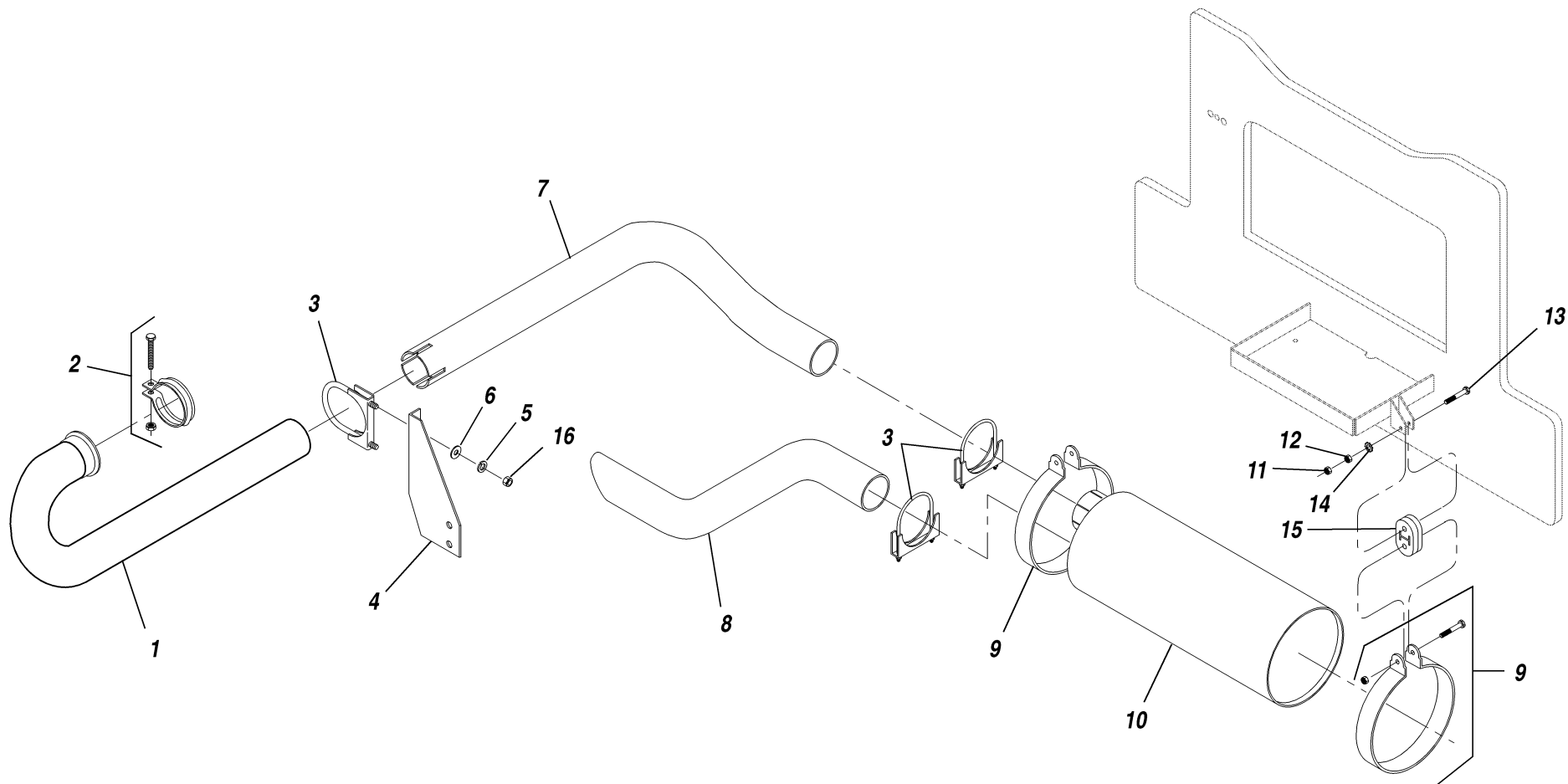
PART				PART			
ITEM	NUMBER	QTY.	DESCRIPTION	ITEM	NUMBER	QTY.	DESCRIPTION
1	P10553	5	Hose Clamp				
2	P31594	1	90° Elbow, Rubber				
3	35154A	1	Intake Tube				
4	35423A	1	Isolator, Air Cleaner Tube				
5	P27646	1	90° Elbow, Reducer				
6	P24953	1	Service Indicator				
7	P25491	1	Rain Cap				
8	P25490	1	Air Cleaner (Includes Items 9 - 12)				
9	N.S.S.	1	Body				
10	P26220	1	Filter Element				
11	P26221	1	Cover (with Wing Nut)				
12	P26222	1	Vaculator Valve				
13	P17137	2	Mounting Band				
14	P01508	4	Nut, Hx., 3/8"-16				
15	P01310	6	Lockwasher, 3/8"				
16	P00204	4	Bolt, Hx., 3/8"-16 x 1"				
17	P40022	1	Pipe Strap				
18	P00202	2	Bolt, Hx., 3/8"-16 x 3/4"				



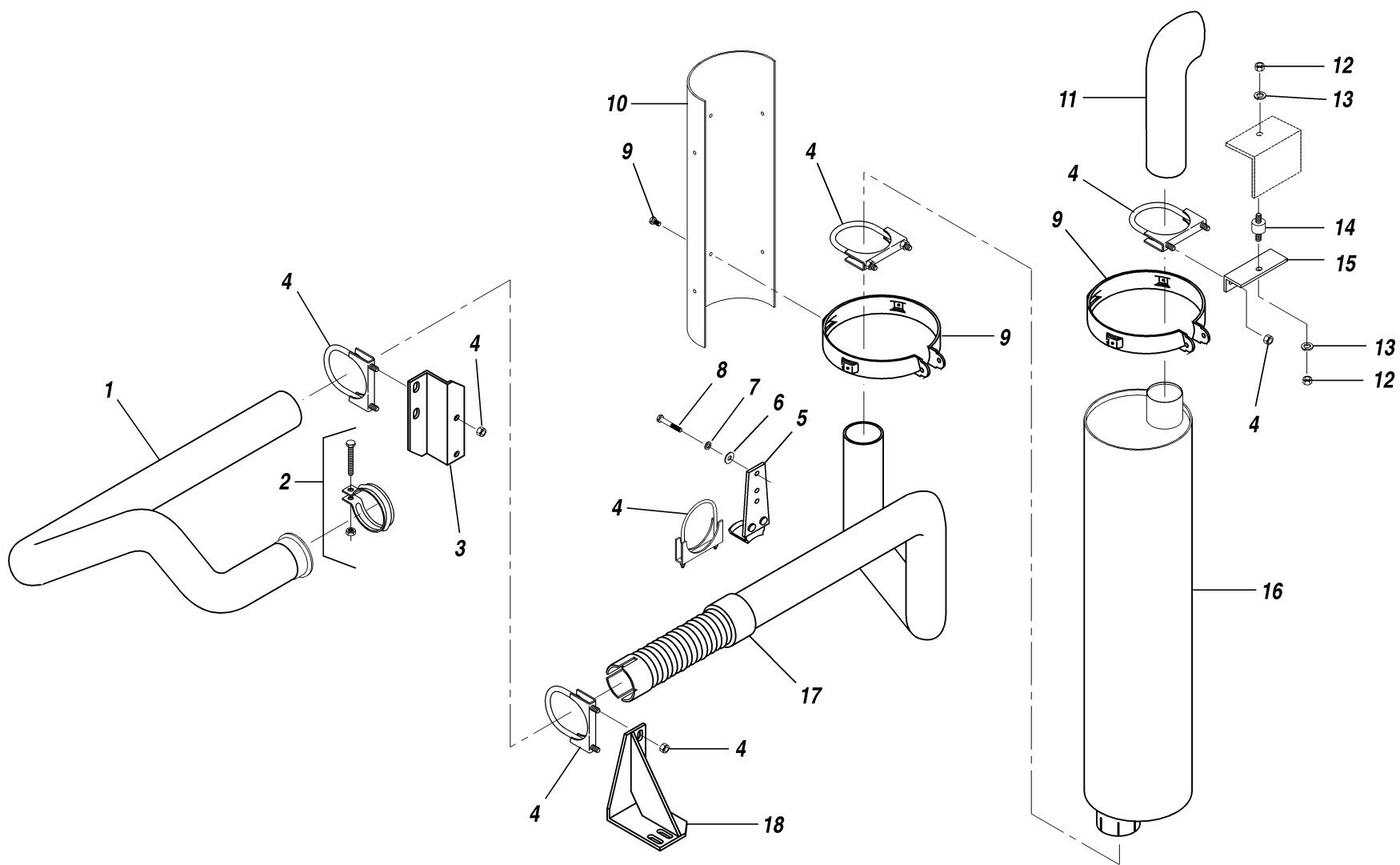
PART				PART			
ITEM	NUMBER	QTY.	DESCRIPTION	ITEM	NUMBER	QTY.	DESCRIPTION
1	24795C	1	Exhaust Pipe (S/N 101–544)				
	35066C	1	Exhust Pipe (S/N 545–558)				
2	26313A	1	Bracket, Muffler Hanger				
3	P26080	1	Muffler, Exhaust				
4	P01404	1	Flatwasher, 3/8"				
5	P27620	1	Rubber Mount				
6	P26302	1	Clamp, V-Band (Supersedes P19518)				
7	P17169	3	Muffler Clamp				
8	26165A	1	Mount Plate, Exhaust Pipe				
9	P01310	2	Lockwasher, 3/8"				
10	P01508	2	Nut, Hx., 3/8"-16				
11	P00602	1	Bolt, Hx., 5/8"-11 x 1 1/2"				
12	P01314	1	Lockwasher, 5/8"				
13	P01408	A/R	Flatwasher, 5/8"				
14❶	31635C	1	Tail Pipe				
15❶	32105A	1	Bracket, Tail Pipe				
16❶	P27620	1	Rubber Mount				
17❶	P01310	2	Lockwasher, 3/8"				
18❶	P01508	2	Nut, Hx., 3/8"-16				
19❶	P17169	2	Muffler Clamp				



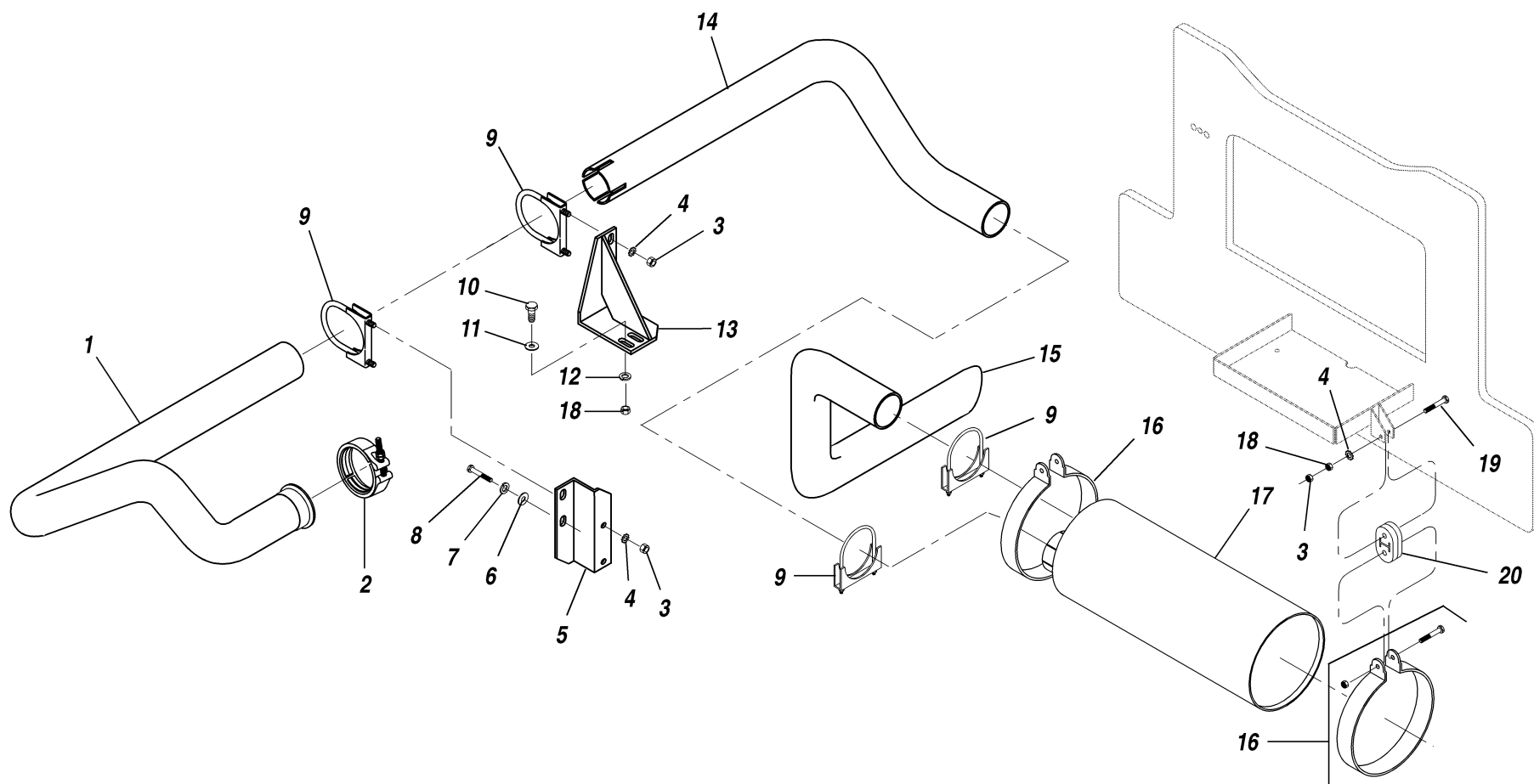
PART				PART			
ITEM	NUMBER	QTY.	DESCRIPTION	ITEM	NUMBER	QTY.	DESCRIPTION
1	35207A	1	Exhaust Pipe				
2	P26302	1	Clamp, V-Band				
3	P17169	4	Muffler Clamp, 3"				
4	P19280	2	Hanger, Rubber				
5	P01403	2	Flatwasher, 5/16"				
6	P01309	2	Lockwasher, 5/16"				
7	P00104	2	Bolt, Hx., 5/16"-18 x 1"				
8	P32589	2	Mounting Ring				
9	35339B	1	Heat Sheild, Muffler				
10	P19276	1	Tail Pipe				
11	P01508	2	Nut, Hex, 3/8"-16				
12	P01310	2	Lockwasher, 3/8"				
13	P27620	1	Rubber Mount				
14	35211A	1	Mounting Bracket, Muffler				
15	P32586	1	Muffler				
16	P31694	1	Exhaust Pipe				
17	35223A	1	Support Plate, Exhaust Pipe				



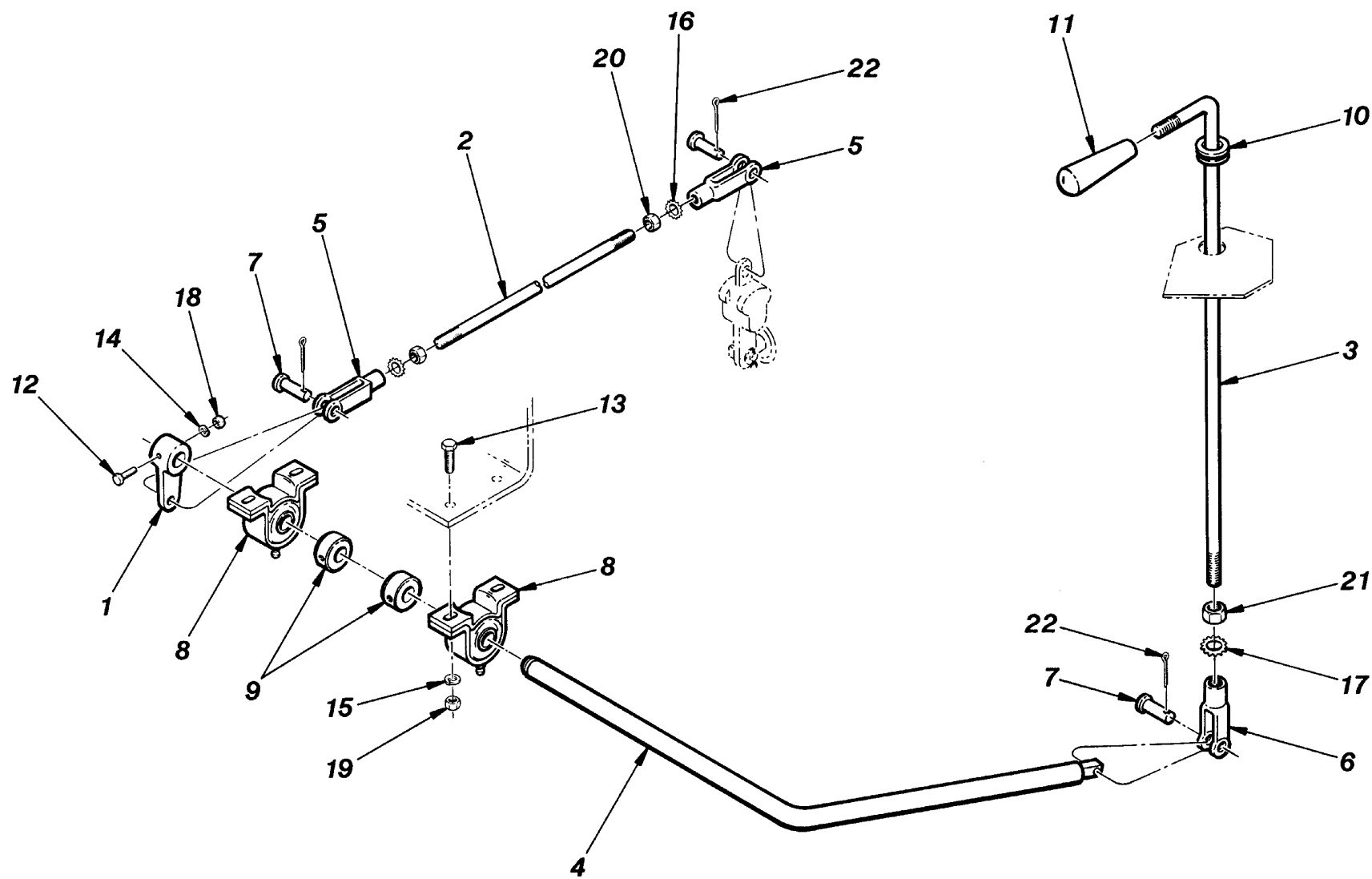
PART				PART			
ITEM	NUMBER	QTY.	DESCRIPTION	ITEM	NUMBER	QTY.	DESCRIPTION
1	35207A	1	Exhaust Pipe, Muffler				
2	P26302	1	Clamp, V-Band				
3	P17169	3	Muffler Clamp, 3"				
4	35223A	1	Support Plate, Exhaust Pipe				
5	P01310	2	Lockwasher, 3/8"				
6	P01404	2	Flatwasher, 3/8"				
7	35519B	1	Exhaust Pipe, Rear				
8	36222A	1	Tail Pipe				
9	39876A	2	Mounting Ring w/ Hardware (Supersedes P32698)				
10	P32697	1	Muffler				
11	P01585	2	Jam Nut, Hx., 5/16"-18				
12	P01657	2	Nut, Hx., 5/16"-18				
13	P00108	2	Bolt, Hx., 5/16"-18 x 2				
14	P01358	2	Starwasher, 5/16"				
15	P32982	2	Hanger, Rubber				
16	P01508	2	Nut, Hx., 3/8"-16				



PART				PART			
ITEM	NUMBER	QTY.	DESCRIPTION	ITEM	NUMBER	QTY.	DESCRIPTION
1	35290B	1	Exhaust Pipe, Engine				
2	P26302	1	Clamp, V-Band				
3	35294A	1	Support Bracket, Front				
4	P17169	5	Muffler Clamp, 3"				
5	P19280	2	Hanger, Muffler				
6	P01403	2	Flatwasher, 5/16"				
7	P01309	2	Lockwasher, 5/16"				
8	P00104	2	Bolt, Hx., 5/16-18 x 1"				
9	P32589	2	Mounting Ring, Muffler				
10	35339B	1	Heat Sheild, Muffler				
11	P19276	1	Tail Pipe				
12	P01508	2	Nut, 3/8"-16				
13	P01310	2	Lockwasher, 3/8"				
14	P27620	1	Rubber Mount				
15	35211A	1	Mounting Bracket, Muffler				
16	P32586	1	Muffler				
17	35320B	1	Exhaust Pipe, Muffler				
18	35295A	1	Support Bracket, Rear				



PART				PART			
ITEM	NUMBER	QTY.	DESCRIPTION	ITEM	NUMBER	QTY.	DESCRIPTION
1	35290B	1	Exhaust Pipe, Engine				
2	P32986	1	Clamp, Exhaust				
3	P01558	6	Jam Nut, Hx., 3/8"-16				
4	P01359	6	Starwasher, 3/8"				
5	35294A	1	Support Bracket, Front				
6	P04632	2	Flatwasher, M12				
7	P04609	2	Lockwasher, M12				
8	P04203	2	Capscrew, Hx., M12-1.75 x 30mm				
9	P17169	4	Muffler Clamp, 3"				
10	P00206	2	Capscrew, Hx., 3/8"-16 x 1-1/2"				
11	P01404	2	Flatwasher, 3/8"				
12	P01310	2	Lockwasher, 3/8"				
13	35295A	1	Support Bracket, Rear				
14	35519B	1	Exhaust Pipe, Muffler				
15	35521A	1	Tail Pipe				
16	39876A	2	Mounting Ring w/ Hardware				
17	P32697	1	Muffler				
18	P01508	4	Nut, 3/8"-16				
19	P00207	2	Capscrew, Hx., 3/8"-16 x 1 3/4"				
20	P32982	2	Hanger, Muffler				



PART				PART			
ITEM	NUMBER	QTY.	DESCRIPTION	ITEM	NUMBER	QTY.	DESCRIPTION
1	28415A	1	Link, Connecting				
2	30206A	1	Rod, Connecting				
3	30351B	1	Handle				
4	30414B	1	Arm, Lever				
5	P40174	2	Clevis				
6	P29111	1	Clevis				
7	P10514	3	Clevis Pin				
8	P29105	2	Pillow Block				
9	P27614	2	Collar, Shaft (Includes Setscrew)				
10	P29129	1	Grommet, Rubber				
11	P26020	1	Knob				
12	P00035	1	Capscrew, Hx., 1/4"-20 x 1 3/4"				
13	P00104	4	Capscrew, Hx., 5/16"-18 x 1"				
14	P01308	1	Lockwasher, 1/4"				
15	P01309	4	Lockwasher, 5/16"				
16	P01359	2	Starwasher, 3/8"				
17	P01361	1	Starwasher, 1/2"				
18	P01506	1	Nut, Hx., 1/4"-20				
19	P01507	4	Nut, Hx., 5/16"-18				
20	P01531	2	Nut, Hx., 3/8"-24				
21	P01510	1	Nut, Hx., 1/2"-13				
22	P03838	3	Cotter Pin, 1/8" x 3/4"				

TABLE OF CONTENTS

Section 2 — Transmission and Axles

Axle Breakdown

Differential Carrier Assembly (S/N 101 – 530)	2.1
Differential Carrier Assembly (S/N 531 Thru)	2.1.1
Steer Axle Shafts & Knuckle Assembly	2.2
Wheel End Assembly	2.3
Differential Lock Assembly	2.4

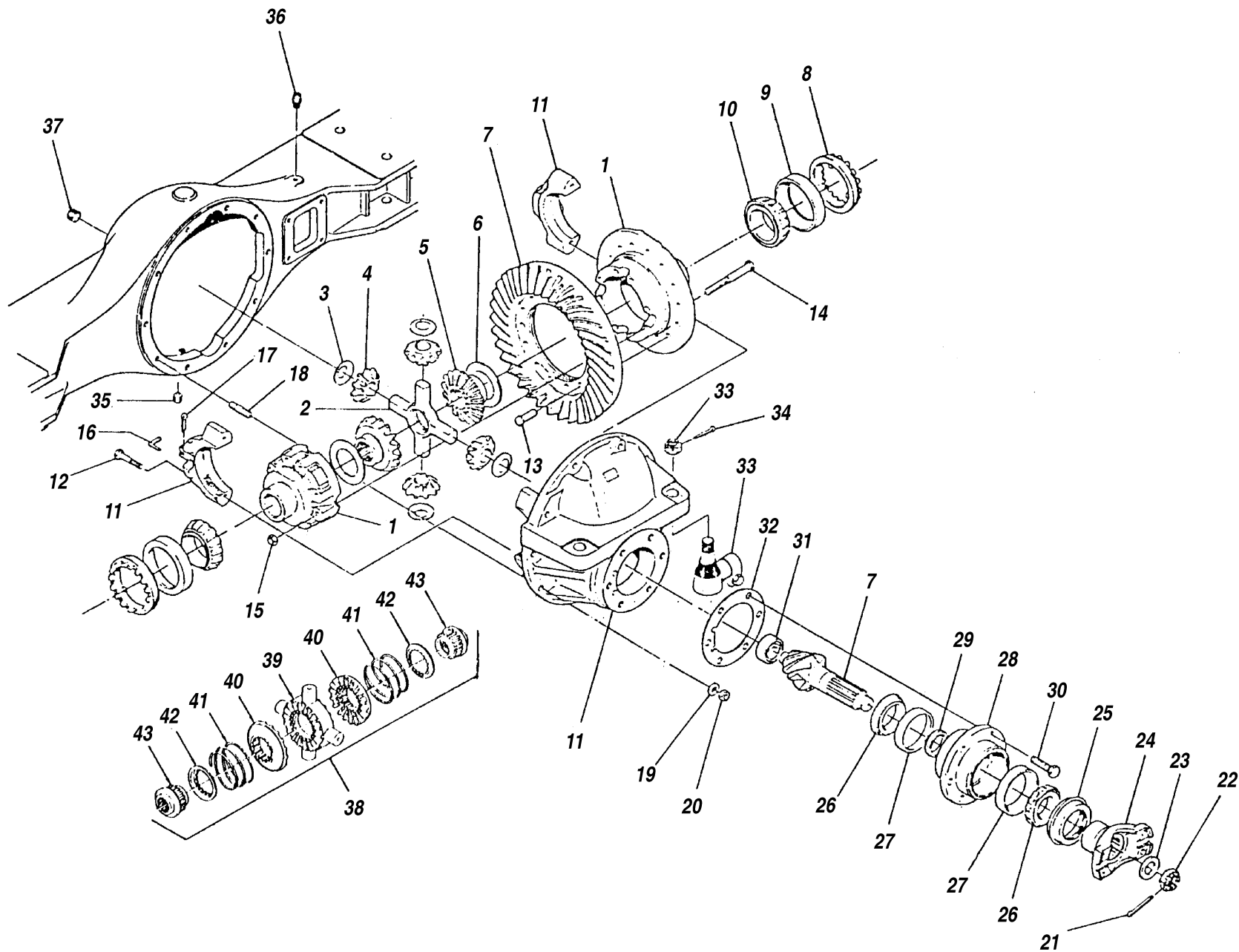
Funk Transmission Breakdown (S/N 101 – 530)

Main Case Assembly	2.5
Output Retainer Assembly	2.6
Output Shaft Assembly	2.7
Clutch Assembly, 1st Stage	2.8
Clutch Assembly, 2nd Stage	2.9
Clutch Assembly, 3rd Stage	2.10
Front Cover Assembly	2.11
Input Shaft Assembly	2.12
Valve Control Assembly	2.13
Pump Assembly	2.14
Drive Plate Assembly	2.15
Converter Assembly	2.16
Parking Brake & Yoke Assembly	2.17

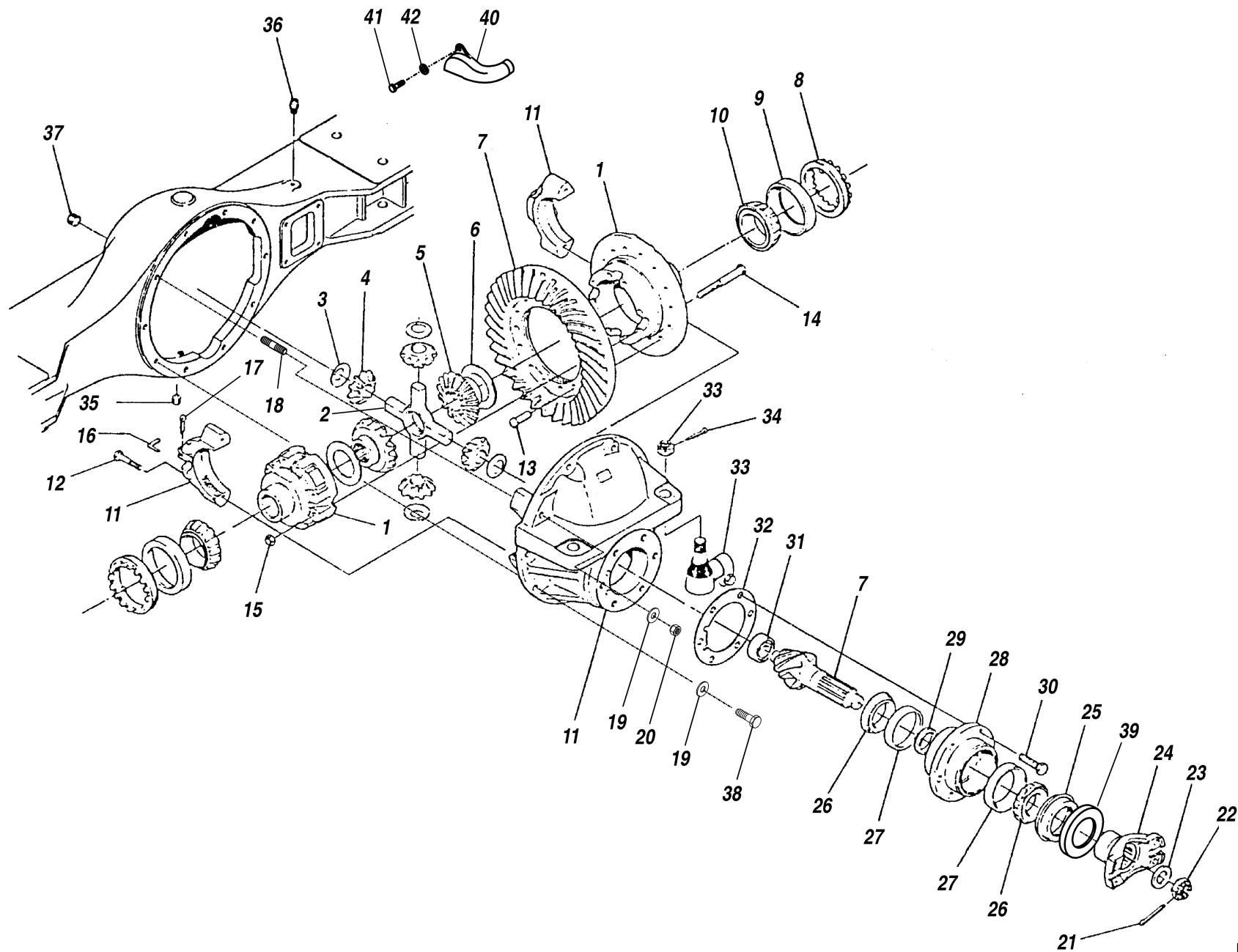
ZF Transmission Breakdown (S/N 531 Thru)

Converter & Flex Plate Assembly	2.18
Gearbox Housing Assembly	2.19
Input Group & Layshaft Assembly	2.20

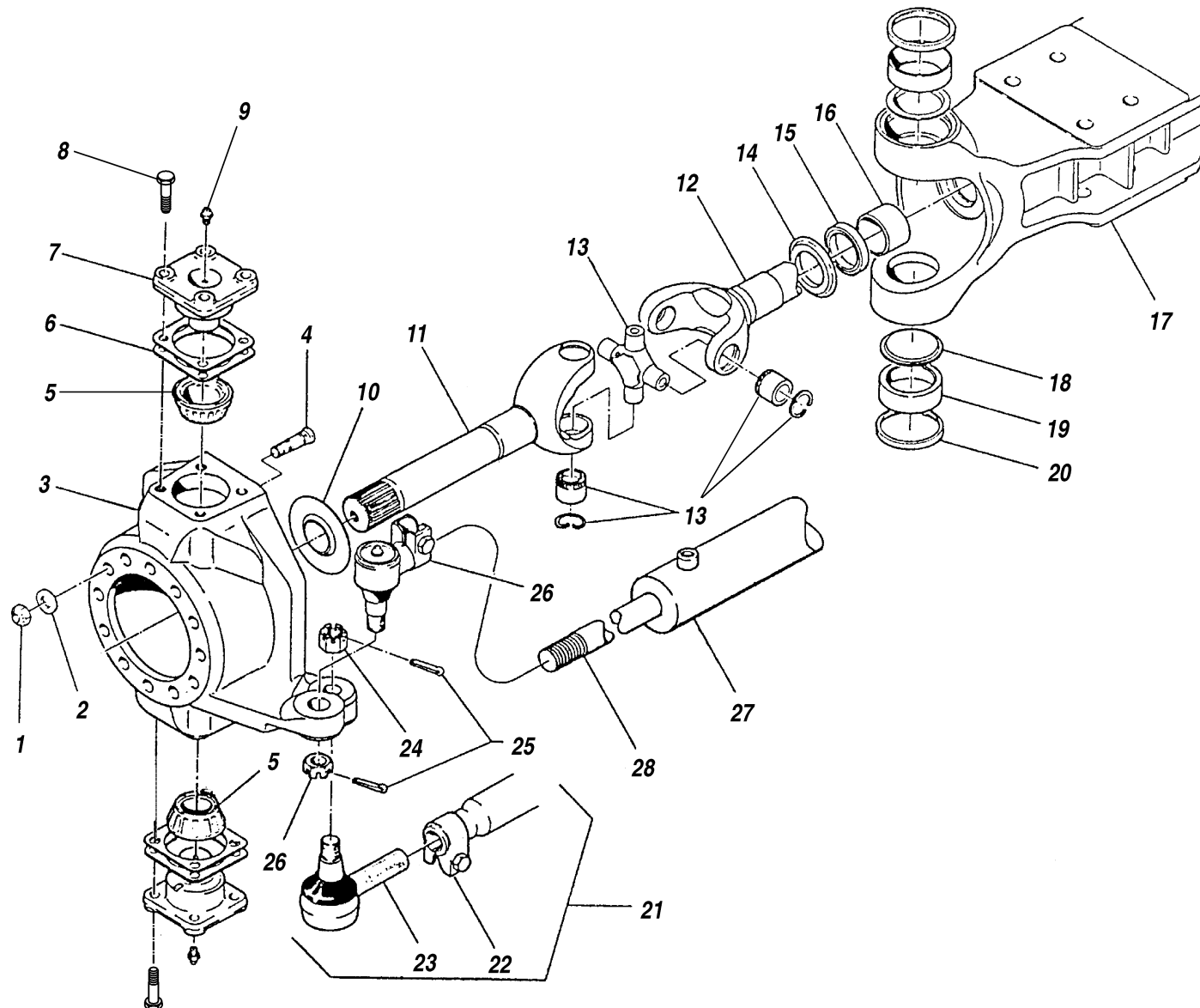
Clutch Assembly, Forward & 1st Gear.	2.21
Clutch Assembly, Reverse & 2nd Gear	2.22
Clutch Assembly, 3rd Gear.	2.23
Clutch Assembly, 4th Gear.	2.24
Output Group Assembly	2.25
Power Take-off & Filter Assembly	2.26
Gearshift System Assembly.	2.27
Control Valve Assembly.	2.28
Oil Tubes & Dipstick Assembly	2.29
Parking Brake Assembly	2.30



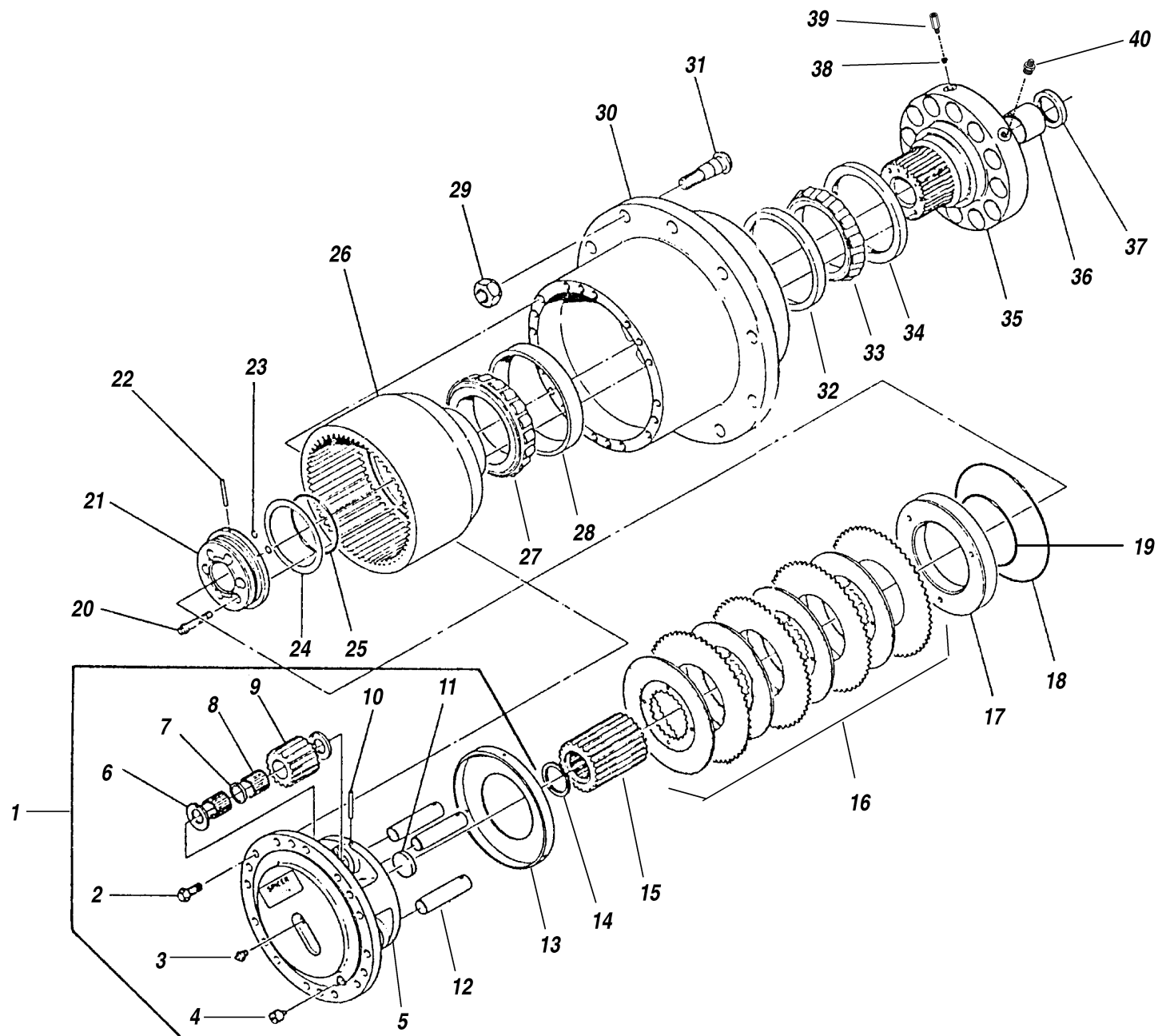
ITEM	PART NUMBER	QTY.	DESCRIPTION	ITEM	PART NUMBER	QTY.	DESCRIPTION
1	P26809	1	Differential Case Assembly, Front Axle		P26860	A/R	Spacer - .5305
	P24840	1	Differential Case Assembly, Rear Axle		P26861	A/R	Spacer - .5315
2	P24836	1	Spider		P26862	A/R	Spacer - .5325
3	P24837	4	Thrustwasher, Pinion		P26863	A/R	Spacer - .5335
4	P26800	4	Pinion, Differential		P26864	A/R	Spacer - .5345
5	P26811	2	Gear, Differential		P26865	A/R	Spacer - .5355
6	P24834	2	Thrustwasher, Gear		P26866	A/R	Spacer - .5375
7	P26160	1	Gear and Pinion Assembly		P26867	A/R	Spacer - .5395
8	P24812	2	Adjusting Ring		P26868	A/R	Spacer - .5405
9	P24831	2	Bearing Cup		P26869	A/R	Spacer - .5435
10	P24832	2	Bearing Cone		P26870	A/R	Spacer - .5485
11	P26810	1	Carrier Housing and Cap (Includes Item 12)	30	P24844	6	Bolt, Hex
12	P24830	4	Bolt, Hex	31	P24814	1	Roller Bearing
13	P24869	14	Rivet	32	P25133	A/R	Shim - .005"
14	P24841	8	Bolt, Hex		P25131	A/R	Shim - .010"
15	P24839	8	Locknut		P25132	A/R	Shim - .030"
16	P24829	2	Lock, Bearing Adjuster	33	P13915	2	Socket, Steering Cylinder (Includes Nut)
17	P24828	2	Cotter Pin	34	P13835	2	Cotter Pin
18	P13833	6	Stud, 7/16"-14 & 7/16"-20 x 2"	35	P13780	1	Drain Plug, Magnetic
	P25162	2	Stud, 7/16"-14 & 7/16"-20 x 2 3/8"	36	P13784	1	Vent
	P25163	2	Stud, 7/16"-14 & 7/16"-20 x 2 13/16"	37	P19300	1	Pipe Plug
19	P21813	10	Flatwasher	38❶	P26157	1	No-Spin Differential Assembly
20	P17537	10	Locknut	39❶	P25142	1	Spider
21	P13818	1	Cotter Pin	40❶	P25143	2	Clutch
22	P21836	1	Nut, Pinion	41❶	P25144	2	Spring
23	P24827	1	Flatwasher	42❶	P25145	2	Spring Retainer
24	P26848	1	End Yoke	43❶	P25146	2	Side Gear
25	P24825	1	Oil Seal				
26	P24816	2	Bearing Cone				
27	P24817	2	Bearing Cup				
28	P25141	1	Bearing Cap Retainer (Includes Item 27)				
29	P26850	A/R	Spacer - .5135				
	P26851	A/R	Spacer - .5165				
	P26852	A/R	Spacer - .5195				
	P26853	A/R	Spacer - .5225				
	P26854	A/R	Spacer - .5245				
	P26855	A/R	Spacer - .5255				
	P26856	A/R	Spacer - .5265				
	P26857	A/R	Spacer - .5275				
	P26858	A/R	Spacer - .5285				
	P26859	A/R	Spacer - .5295				
				NOTES:			
				❶ Used on Front Axle Only.			
				844B S/N 101-530			
				DIFFERENTIAL CARRIER ASSEMBLY			



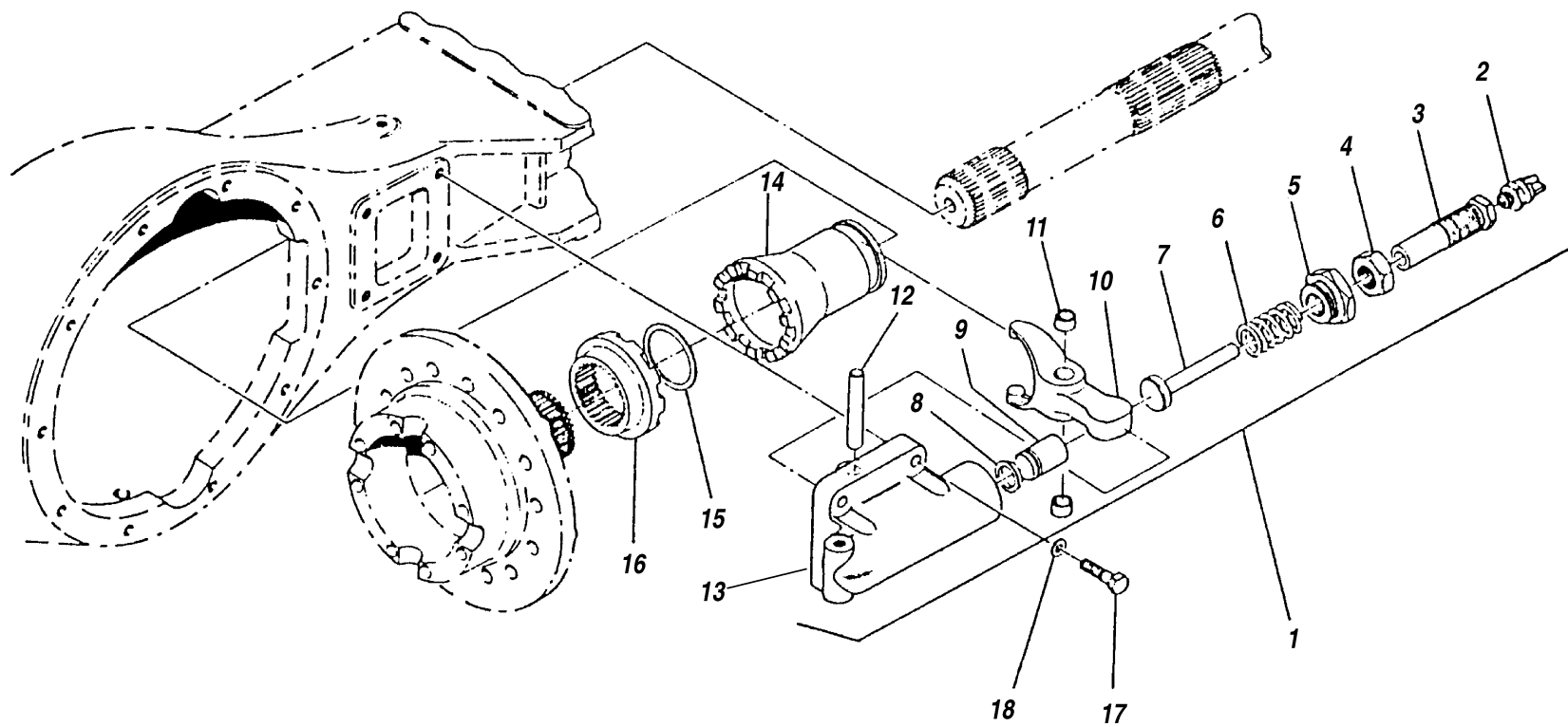
ITEM	PART NUMBER	QTY.	DESCRIPTION	ITEM	PART NUMBER	QTY.	DESCRIPTION
1	36772X	1	Differential Case Assembly, Front Axle		P26859	A/R	Spacer - .5295
	P24840	1	Differential Case Assembly, Rear Axle		P26860	A/R	Spacer - .5305
2	P24836	1	Spider		P26861	A/R	Spacer - .5315
3	P24837	4	Thrustwasher, Pinion		P26862	A/R	Spacer - .5325
4	P26800	4	Pinion, Differential		P26863	A/R	Spacer - .5335
5	P26811	2	Gear, Differential		P26864	A/R	Spacer - .5345
6	P24834	2	Thrustwasher, Gear		P26865	A/R	Spacer - .5355
7	36778X	1	Gear and Pinion Assembly		P26866	A/R	Spacer - .5375
8	P24812	2	Adjusting Ring		P26867	A/R	Spacer - .5395
9	P24831	2	Bearing Cup		P26868	A/R	Spacer - .5405
10	P24832	2	Bearing Cone		P26869	A/R	Spacer - .5435
11	36776X	1	Carrier Housing and Cap (Includes Item 12)		P26870	A/R	Spacer - .5485
12	36777X	4	Bolt, Hex	30	P24844	6	Bolt, Hex
13	P24869	14	Rivet	31	P24814	1	Roller Bearing
14	P24841	8	Bolt, Hex	32	P25133	A/R	Shim - .005"
15	P24839	8	Locknut		P25131	A/R	Shim - .010"
16	36775X	2	Lock, Bearing Adjuster, Front Axle		P25132	A/R	Shim - .030"
	P24829	2	Lock, Bearing Adjuster, Rear Axle	33	P13915	2	Socket, Steering Cylinder (Includes Nut)
17	P24828	2	Cotter Pin	34	P13835	2	Cotter Pin
18	P13833	❶	Stud, 7/16"-14 & 7/16"-20 x 2"	35	P13780	1	Drain Plug, Magnetic
	P25162	2	Stud, 7/16"-14 & 7/16"-20 x 2 3/8"	36	P13784	1	Vent
	P25163	2	Stud, 7/16"-14 & 7/16"-20 x 2 13/16"	37	P19300	1	Pipe Plug
19	P21813	10	Flatwasher	38	P19308	1	Bolt, Hx. Hd., 7/16"-20 x 1"
20	P17537	❷	Locknut	39	36774X	1	Slinger, Dust
21	P13818	1	Cotter Pin	40❸	36758X	1	Oil Scoop
22	P21836	1	Nut, Pinion	41❸	36759X	1	Capscrew
23	P24827	1	Flatwasher	42❸	P13950	1	Lockwasher
24	P26848	1	End Yoke				
25	P24825	1	Oil Seal				
26	P24816	2	Bearing Cone				
27	P24817	2	Bearing Cup				
28	P25141	1	Bearing Cap Retainer (Includes Item 27)				
29	P26850	A/R	Spacer - .5135				
	P26851	A/R	Spacer - .5165				
	P26852	A/R	Spacer - .5195				
	P26853	A/R	Spacer - .5225				
	P26854	A/R	Spacer - .5245				
	P26855	A/R	Spacer - .5255				
	P26856	A/R	Spacer - .5265				
	P26857	A/R	Spacer - .5275				
	P26858	A/R	Spacer - .5285				
				NOTES: ❶ 5 Req. Front Axle, 6 Req. Rear Axle. ❷ 9 Req. Front Axle, 10 Req. Rear Axle. ❸ Used on Rear Axle Only.			
				844B S/N 531 THRU <div>2.1.1</div>			
				DIFFERENTIAL CARRIER ASSEMBLY <div>6/98</div>			



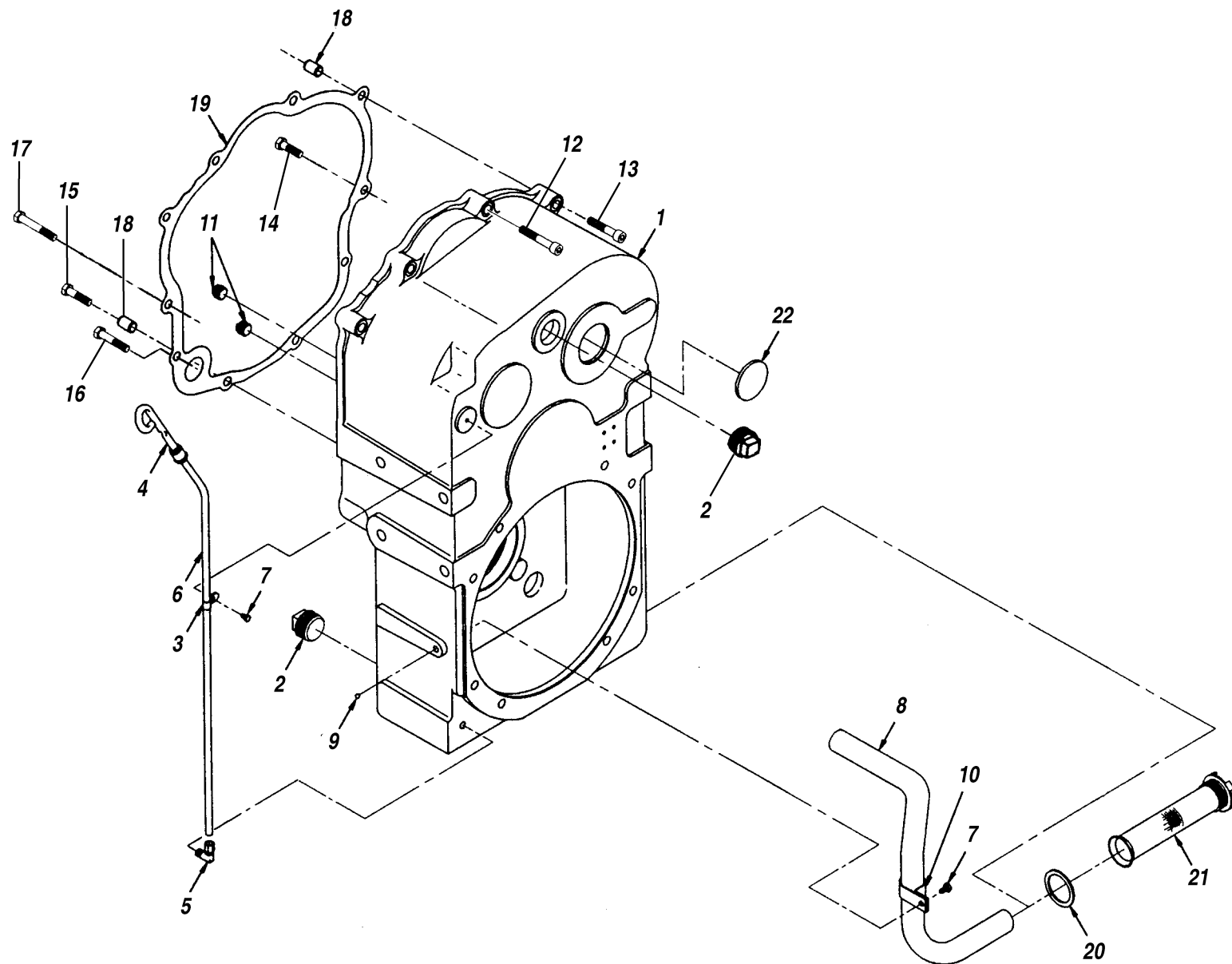
ITEM	PART NUMBER	QTY.	DESCRIPTION	ITEM	PART NUMBER	QTY.	DESCRIPTION
1	P25165	24	Locknut				
2	②P31547	24	Flatwasher				
3	P26824	1	Steer Knuckle, L.H. Front & R.H. Rear				
	P26836	1	Steer Knuckle, R.H. Front & L.H. Rear				
4	⑤P31514	24	Stud, Spindle				
5	P25149	4	Bearing Cone				
6	P13839	A/R	Shim - .005"				
	P13840	A/R	Shim - .010"				
7	P26804	4	Cap, King Pin				
8	P31376	16	Capscrew				
	④P25160	16	Stud, King Pin				
	④P13842	16	Locknut				
9	P13786	4	Grease Fitting				
10	P26846	2	Dust Slinger, Outer				
11	P26817	2	Outer Yoke Shaft				
12	⑤36754X	1	Inner Yoke Shaft, Front Axle - Right				
	⑥36755X	1	Inner Yoke Shaft, Front Axle - Left				
	⑦36754X	2	Inner Yoke Shaft, Rear Axle - Left & Right				
13	P26175	2	U-Joint				
14	P16847	2	Dust Slinger, Inner				
15	P25156	2	Oil Seal				
16	P26844	2	Bushing				
17	P26158	1	Axle Housing, Rear				
	P26159	1	Axle Housing, Front (with Differential Lock)				
18	P26802	4	Grease Retainer				
19	P25148	4	Bearing Cup				
20	P26801	4	Seal, King Pin				
21	P26843	1	Tie, Rod Assembly (Includes Items 22 & 23)				
22	P26193	1	Clamp, Tie Rod				
23	P26190	1	Tie Rod End, 1 1/8"-12 Thread (Incl. Item 24)				
	P26191	1	Tie Rod End, 1 1/8"-16 Thread (Incl. Item 24)				
24	P01637	1	Nut, Castle, 7/8"-14				
25	P13835	1	Cotter Pin				
26	P13915	4	Socket, Steer Cylinder (Includes Nut)				
27	37440X	2	Cylinder, Steer (Includes Item 28) (Supersedes P26161)				
28	P26164	1	Rod, Steer Cylinder (use with P26161)				
	37441X	1	Rod, Steer Cylinder (use with 37440X)				
REF	P29140	1	Seal Kit, Steer Cylinder (use with P26161)				
	37439X	1	Seal Kit, Steer Cylinder (use with 37440X)				
				NOTES: ① All Quantities are for one complete Axle Assembly. ② Use P25167 for S/N 101-530. ③ Use P25158 for S/N 101-530. ④ Used on S/N 101-530. ⑤ Use P26831 for S/N 101-530. ⑥ Use P26835 for S/N 101-530. ⑦ Right Rear Axle, use P26835 for S/N 101-530. Left Rear Axle, use P26831 for S/N 101-530.			
				844B S/N 101 THRU			6/98
				STEER AXLE SHAFTS & KNUCKLE ASSEMBLY			



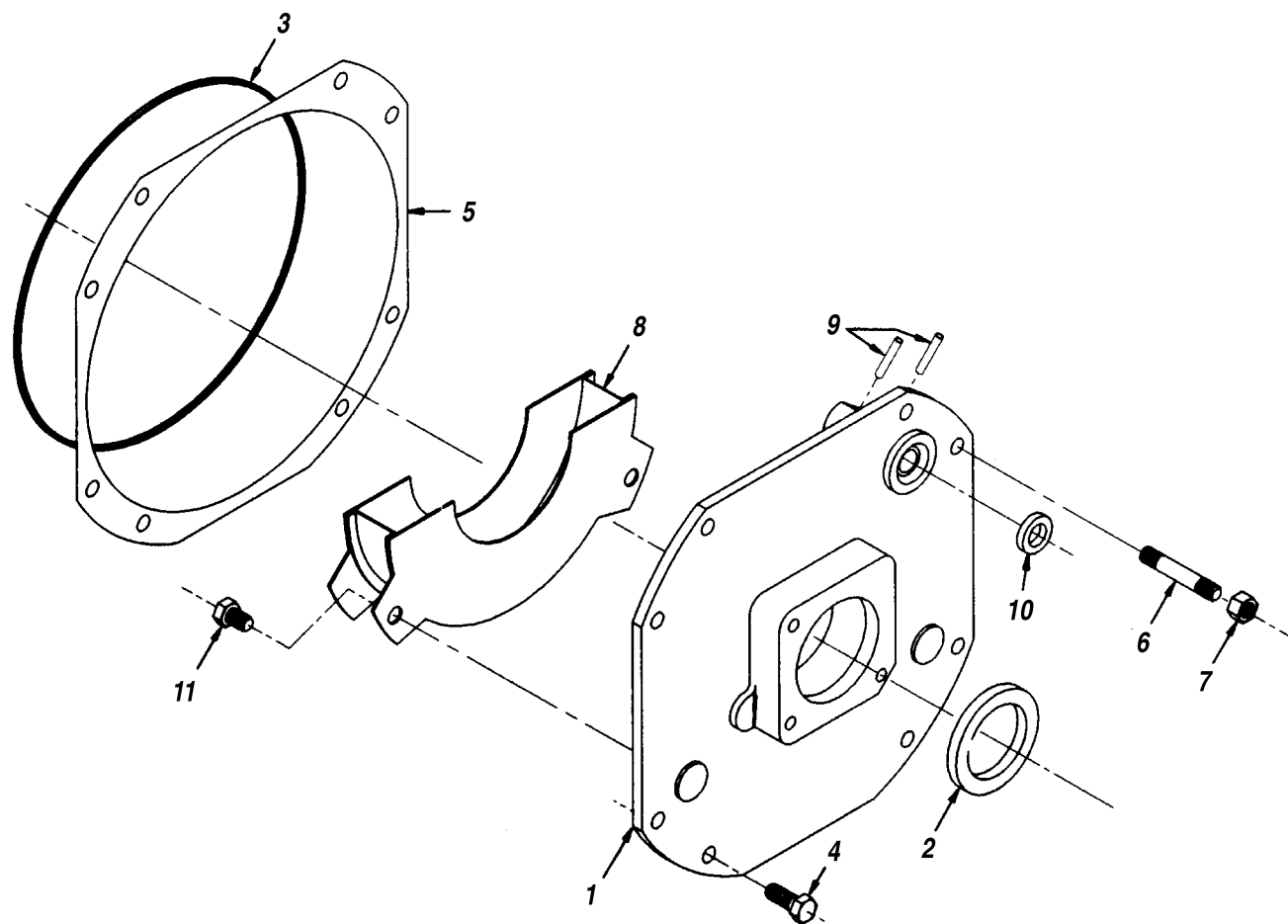
ITEM	PART NUMBER	QTY.	DESCRIPTION	ITEM	PART NUMBER	QTY.	DESCRIPTION
	P31506	2	Wheel End Assembly (Includes Items 1 - 40)	32	P26176	2	Bearing Cup, Inner
1	P26155	2	Planetary Gear Assembly (Includes Items 2 - 12)	33	P26177	2	Bearing Cone, Inner
2	P25159	36	Bolt, Self-Locking	34	P26820	2	Oil Seal
3	P13867	2	Plug	35	P26842	2	Spindle (Includes Items 36 - 38)
4	P13780	2	Drain Plug, Magnetic	36	P13872	2	Bushing
5	P26830	2	Drive Flange	37	P13869	2	Oil Seal
6	P13903	12	Keyed Washer	38	P26826	4	Seat, Insert
7	P13906	6	Washer, Bearing	39	P25111	2	Bleed Screw
8	P13901K	6	Roller Bearing, Needle	40	P24991	2	Hydraulic Fitting, Brake
9	P26812	6	Gear, Spur Planet	REF	P26808	1	O-Ring Kit (Includes Items 18, 19, 23 & 25)
10	P26829	6	Roll Pin	REF	P26720	2	Brake Friction Additive (4 oz. Bottle)
11	P19336	2	Washer, Drive Flange				
12	P26840	6	Shaft, Planet Gear				
13	P26845	2	Plate, Lining Stop				
14	P13783	2	Snap Ring				
15	P26827	2	Gear, Spur				
16	P26807	2	Disc Replacement Kit				
17	P26825	2	Piston				
18	P26828	2	O-Ring, Large				
19	P26834	2	O-Ring, Small				
20	P26821	12	Cap Screw, 12 Pt.				
21	P26839	2	Retainer, Bearing				
22	P26816	2	Tubing, Brake				
23	P26838	4	O-Ring				
24	P26873	A/R	Shim - .010"				
	P26172	A/R	Shim - .011"				
	P26173	A/R	Shim - .012"				
	P26166	A/R	Shim - .013"				
	P26167	A/R	Shim - .014"				
	P26168	A/R	Shim - .015"				
	P26874	A/R	Shim - .020"				
	P26875	A/R	Shim - .030"				
25	P26841	2	O-Ring				
26	P26813	2	Planetary Ring Gear				
27	P26179	2	Bearing Cone, Outer				
28	P26178	2	Bearing Cup, Outer				
29	P13894	20	Lug Nut				
30	P26156	2	Planetary Hub (Includes Items 31 - 33)				
31	P13888	20	Wheel Stud				
				NOTES:			
				❶ All quantities are for one complete Axle Assembly.			
				844B S/N 101 THRU			
				WHEEL END ASSEMBLY			



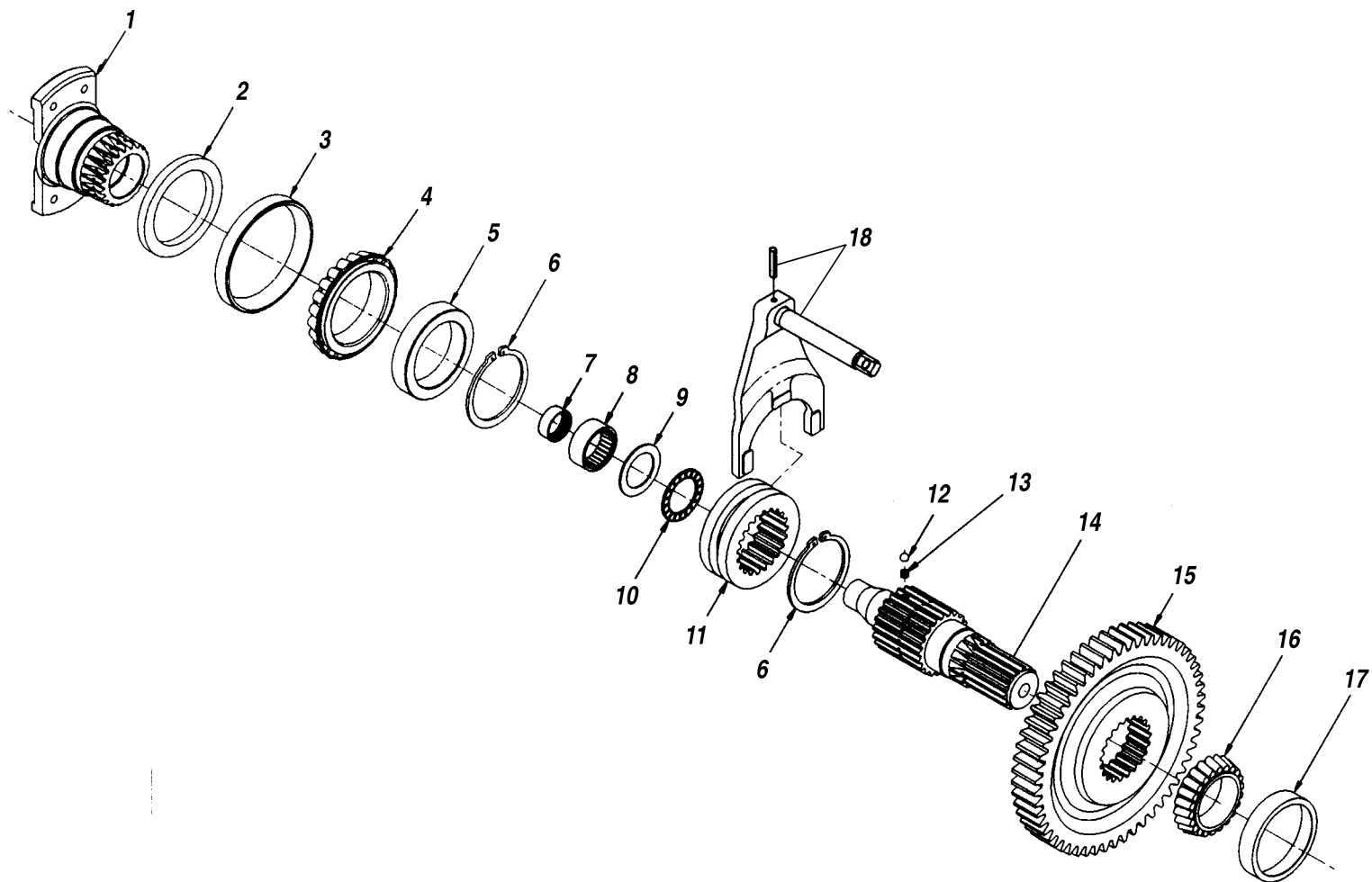
ITEM	PART NUMBER	QTY.	DESCRIPTION	ITEM	PART NUMBER	QTY.	DESCRIPTION
1	P26806	1	Differential Lock Assembly (Includes Items 2 - 13)				
2	P26180	1	Switch				
3	P26815	1	Locating Bolt				
4	P26803	1	Jam Nut				
5	P26819	1	Retainer Nut, Spring				
6	P26174	1	Spring				
7	P26818	1	Rod				
8	P26814	1	Oil Seal				
9	P26823	1	Piston				
10	P26833	1	Shift Fork				
11	P26849	1	Bushing				
12	P26837	1	Pin, Shif Fork				
13	N.S.S.	1	Housing, Shifter				
14	P26805	1	Clutch Collar				
15	P26822	1	Retaining Ring				
16	P26832	1	Clutch Collar				
17	P00206	1	Bolt, Hx., 3/8"-16 x 1 1/2"				
18	P01404	1	Flatwasher, 3/8"				
19	①Com'l	A/R	Gasket Sealer				
NOTES: ① Obtain Locally. N.S.S. = Not Sold Separately.				844B S/N 101 THRU DIFFERENTIAL LOCK ASSEMBLY			
				<div>2.4</div>			
				6/98			



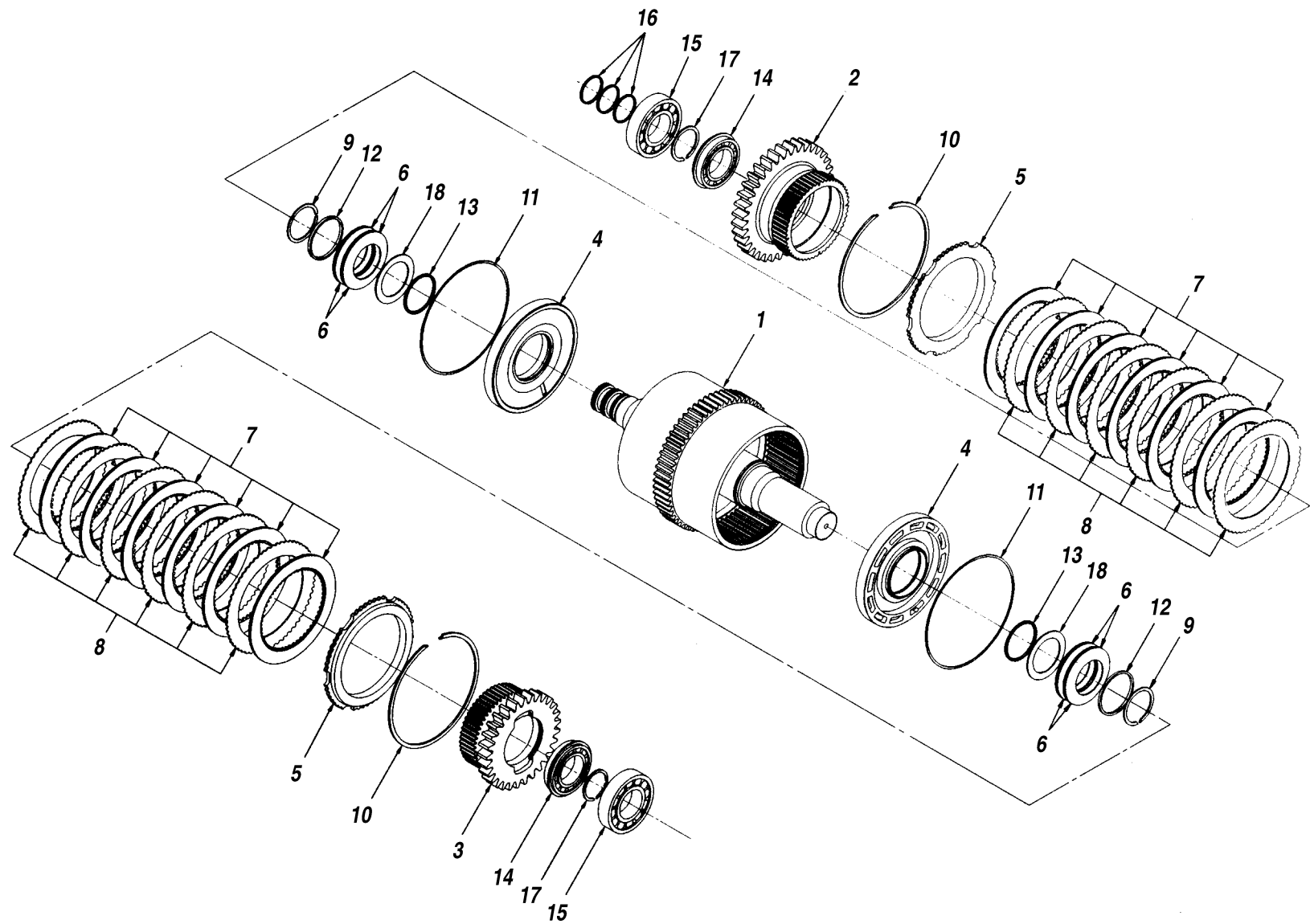
PART				PART			
ITEM	NUMBER	QTY.	DESCRIPTION	ITEM	NUMBER	QTY.	DESCRIPTION
	P24572	1	Main Case Assembly				
1	P24571	1	Main Case				
2	P18565	2	Pipe Plug				
3	P24542	1	Clamp, Dipstick				
4	P24544	1	Dipstick				
5	P24540	1	90° Elbow, Male				
6	P24545	1	Tube, Dipstick				
7	P22788	2	Capscrew				
8	P24568	1	Tube, Suction				
9	P18677	1	Ball, Steel				
10	P24543	1	Clamp, Tube				
11	P18567	2	Pipe Plug				
12	P24595	1	Capscrew, Socket Hd.				
13	P24596	3	Capscrew, Socket Hd.				
14	P18573	3	Capscrew, Hx. Hd.				
15	P18571	1	Capscrew, Hx. Hd.				
16	P22792	1	Capscrew, Hx. Hd.				
17	P18580	1	Capscrew, Hx. Hd.				
18	P18570	2	Locating Bushing				
19	P18568	1	Gasket, Main Case				
20	P20863	1	Gasket, Suction Screen				
21	P24534	1	Suction Screen				
22	P91367	1	Expansion Plug				



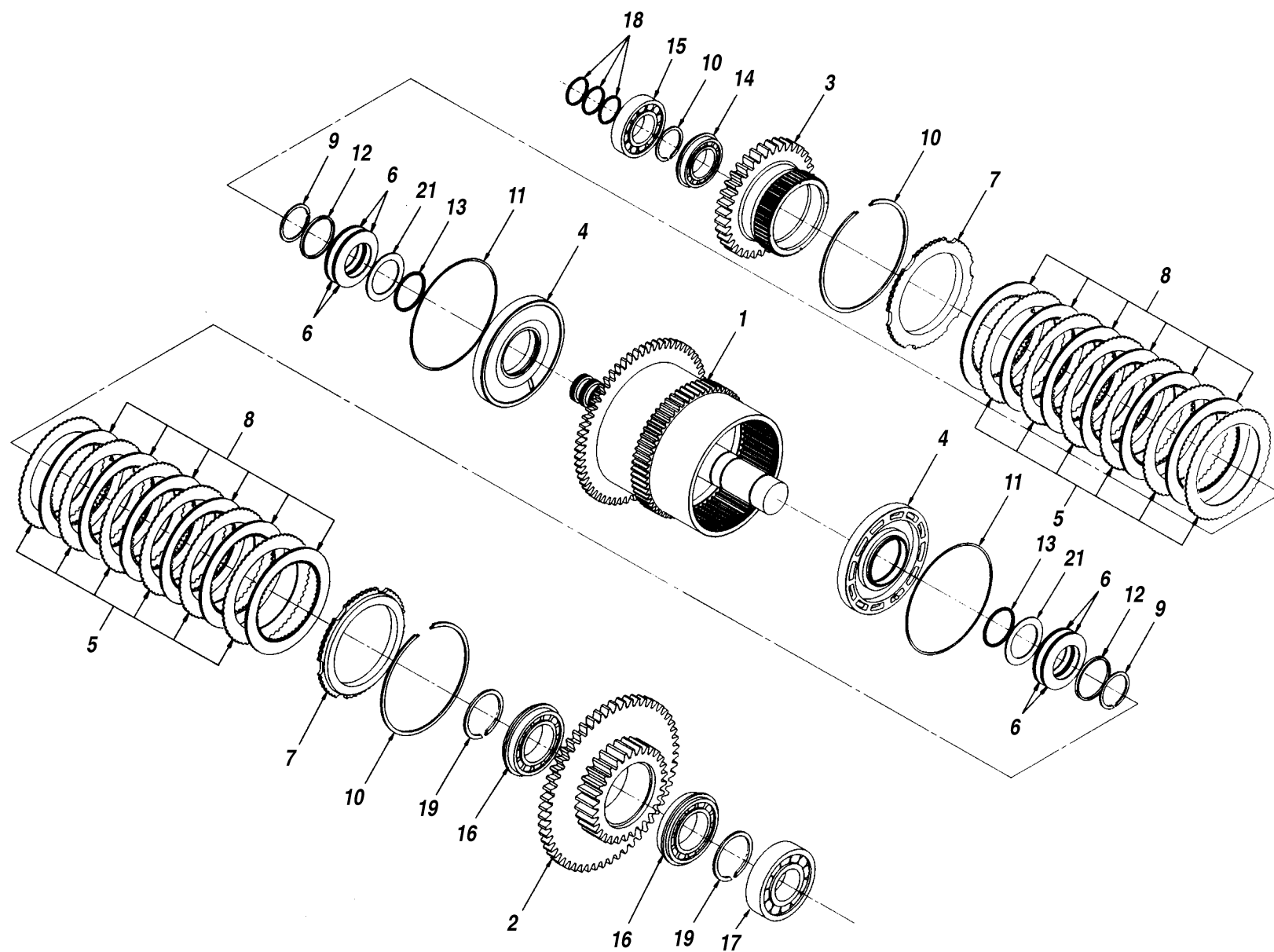
PART				PART			
ITEM	NUMBER	QTY.	DESCRIPTION	ITEM	NUMBER	QTY.	DESCRIPTION
1	P24570	1	Cover, Output Retainer				
2	P18680	1	Oil Seal				
3	P20752	1	O-Ring				
4	P20753	6	Capscrew				
5	P20758	1	Shim Pack				
	N.S.S.	3	Shim - .005"				
	N.S.S.	4	Shim - .007"				
	N.S.S.	4	Shim - .020"				
6	P20767	2	Stud				
7	P20813	2	Nut				
8	P24569	1	Oil Trough				
9	P20423	2	Power Pin				
10	P20424	1	Oil Seal				
11	P24592	2	Capscrew				



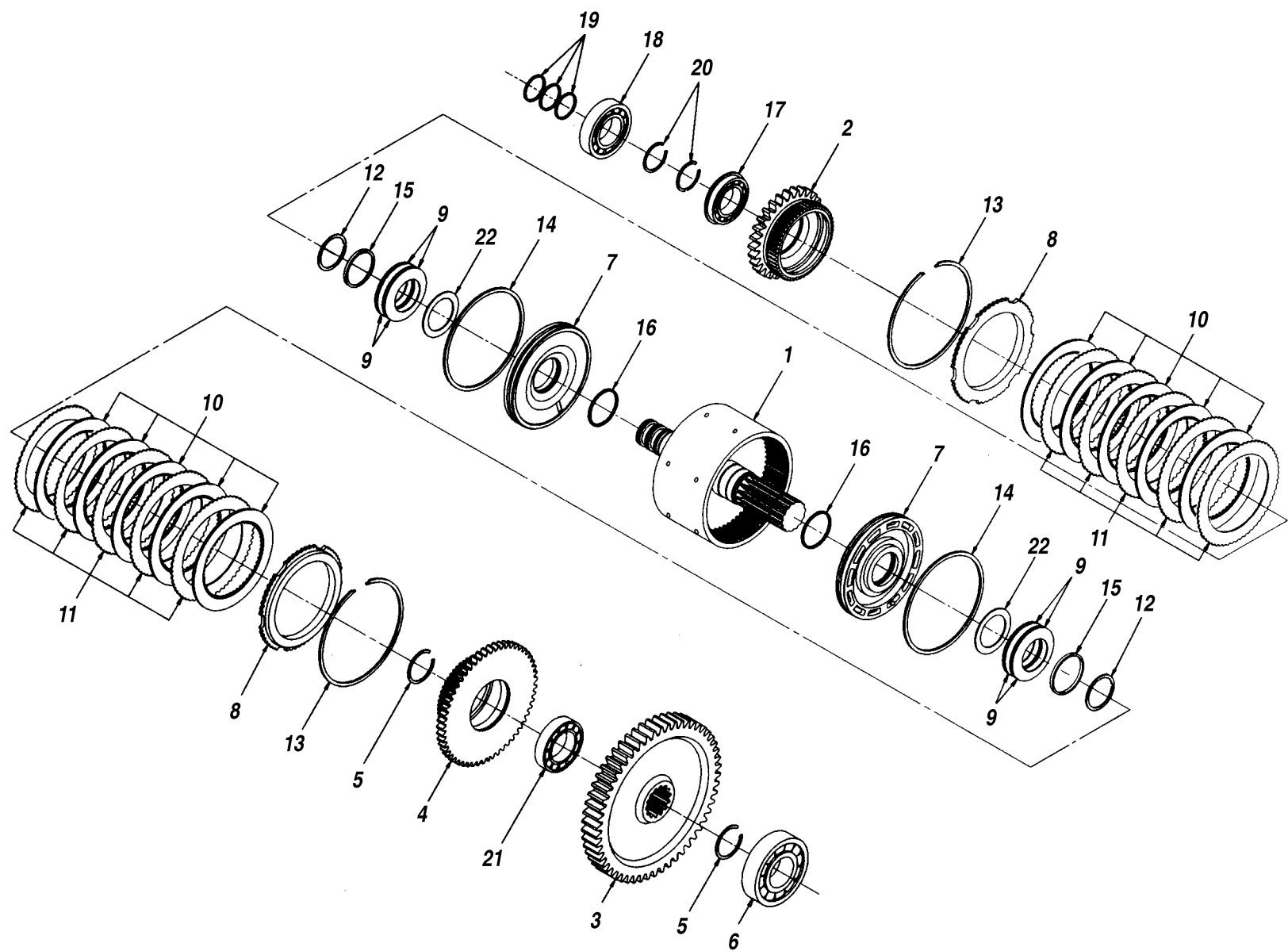
PART				PART			
ITEM	NUMBER	QTY.	DESCRIPTION	ITEM	NUMBER	QTY.	DESCRIPTION
1	P91322	1	Yoke, Output Shaft				
2	P20710	1	Oil Seal				
3	P20667	1	Cup, Bearing				
4	P20668	1	Cone, Bearing				
5	P20690	1	Spacer				
6	P20685	2	Snap Ring				
7	P24457	1	Bearing				
8	P24458	1	Bearing				
9	P20686	1	Thrust Washer				
10	P20688	1	Thrust Bearing				
11	P20658	1	Shift Collar				
12	P20659	3	Ball				
13	P20728	3	Spring				
14	P20656	1	Output Shaft				
15	P20722	1	Output Gear				
16	P20709	1	Cone, Bearing				
17	P20705	1	Cup, Bearing				
18	P25407	1	Fork Shaft				



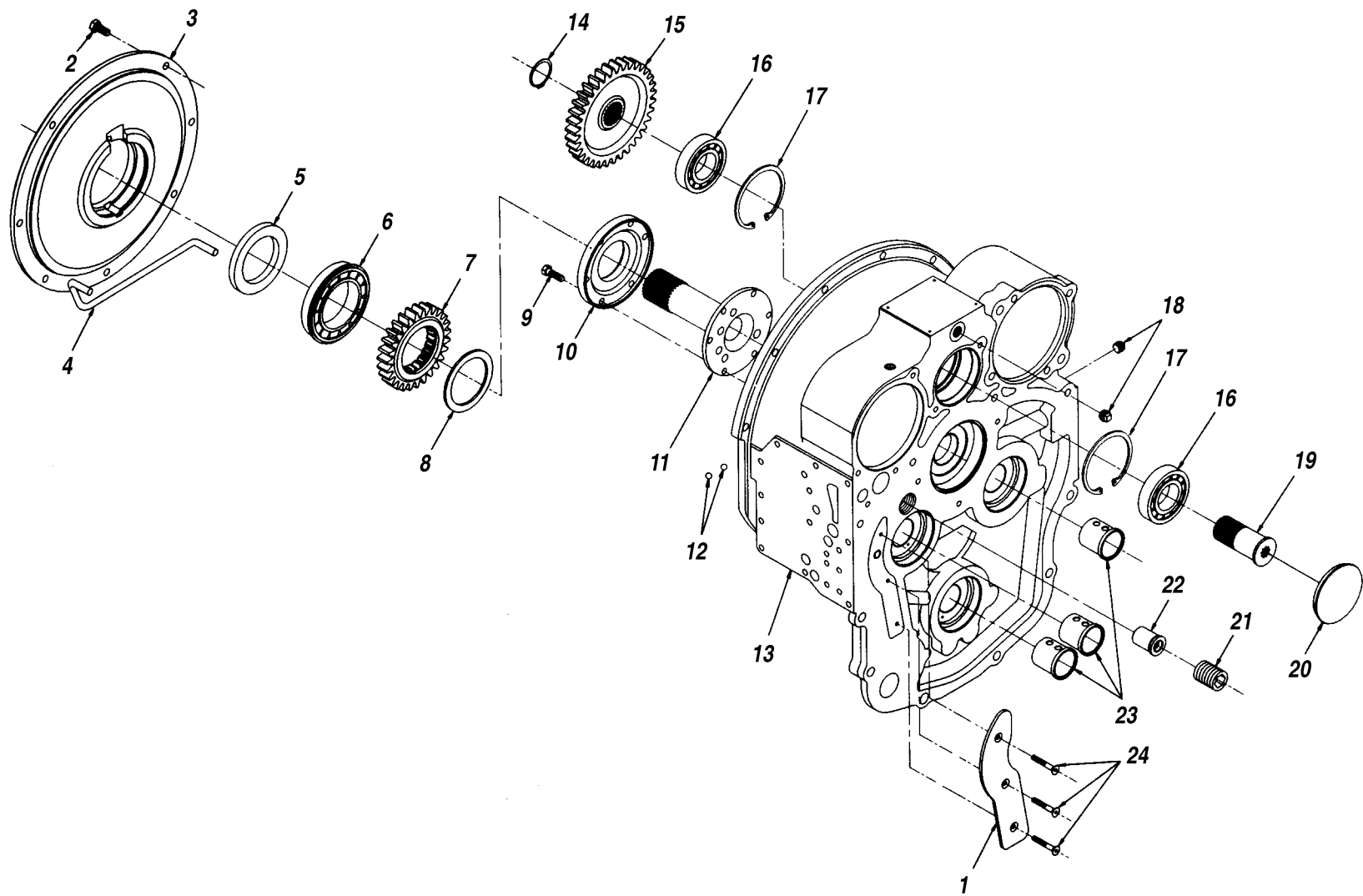
PART				PART			
ITEM	NUMBER	QTY.	DESCRIPTION	ITEM	NUMBER	QTY.	DESCRIPTION
	P26890	1	Clutch Assembly - 1st Stage				
1	P26887	1	Shaft				
2	P20642	1	Gear & Hub				
3	P20578	1	Gear & Hub				
4	P26886	2	Piston, Clutch				
5	P20592	2	Retainer Plate				
6	P20599	8	Spring, Belleville				
7	P18608	12	Clutch Plate				
8	P18609	12	Separator Plate				
9	P20605	2	Retaining Ring				
10	P18611	2	Snap Ring				
11	P26878	2	Seal, Piston				
12	P20625	2	Spring Retainer				
13	P26876	2	O-Ring				
14	P24451	2	Bearing				
15	P24450	2	Roller Bearing				
16	P26882	3	Ring Seal				
17	P18618	2	Retaining Ring				
18	P22661	2	Thrust Washer				



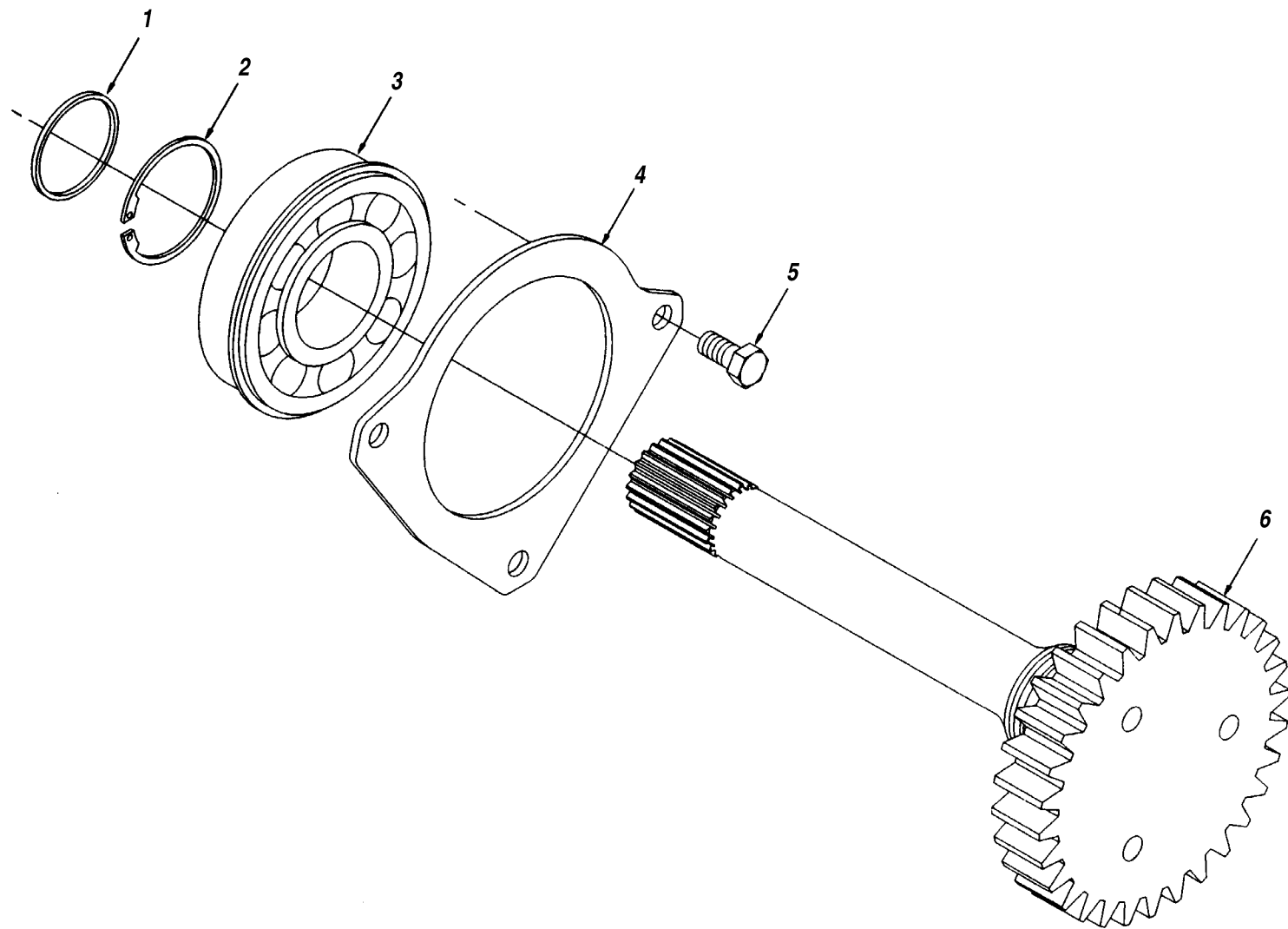
PART				PART			
ITEM	NUMBER	QTY.	DESCRIPTION	ITEM	NUMBER	QTY.	DESCRIPTION
	P26891	1	Clutch Assembly - 2nd Stage				
1	P26888	1	Shaft				
2	P26884	1	Gear & Hub				
3	P26885	1	Gear & Hub				
4	P20591	2	Piston, Clutch				
5	P18609	12	Separator Plate				
6	P20599	8	Spring, Belleville				
7	P20592	2	Retainer Plate, Clutch				
8	P18608	12	Clutch Plate				
9	P20605	2	Retaining Ring				
10	P18611	2	Snap Ring				
11	P26878	2	Seal, Piston				
12	P20625	2	Spring Retainer				
13	P20612	2	O-Ring				
14	P24451	1	Bearing				
15	P24450	1	Bearing				
16	P22741	2	Bearing				
17	P20670	1	Bearing				
18	P18620	3	Ring Seal				
19	P18614	2	Retaining Ring				
20	P18618	1	Retaining Ring				
21	P22661	2	Thrust Washer				

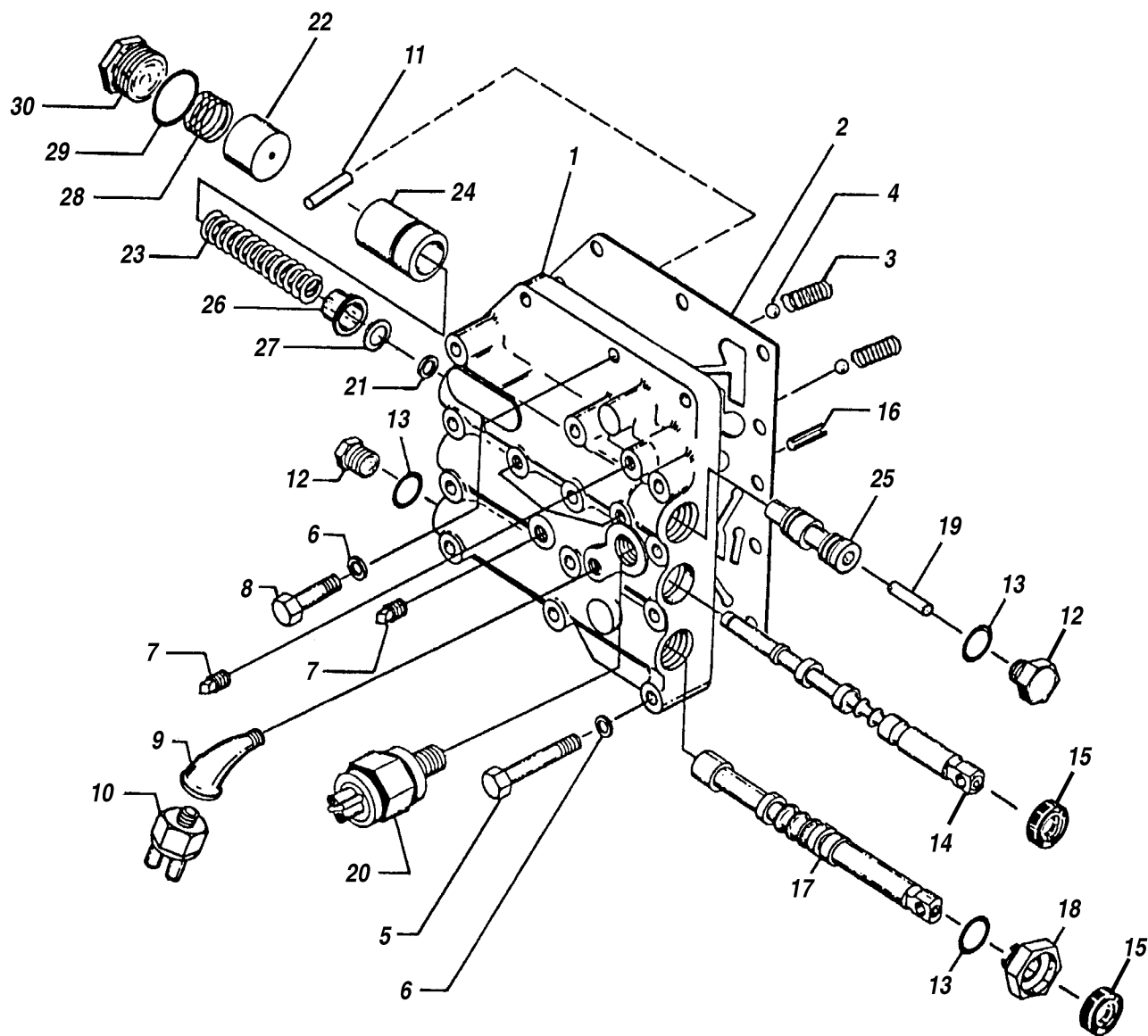


PART				PART			
ITEM	NUMBER	QTY.	DESCRIPTION	ITEM	NUMBER	QTY.	DESCRIPTION
	P26892	1	Clutch Assembly - 3rd Stage				
1	P26889	1	Shaft				
2	P20678	1	Gear & Hub				
3	P20682	1	Gear, High Range				
4	P20683	1	Gear & Hub				
5	P18614	2	Retaining Ring				
6	P20670	1	Bearing				
7	P20591	2	Piston, Clutch				
8	P20592	2	Retainer Plate, Clutch				
9	P20599	8	Spring, Belleville				
10	P18608	10	Clutch Plate				
11	P18609	10	Separator Plate				
12	P20605	2	Retaining Ring				
13	P18611	2	Snap Ring				
14	P26878	2	Seal, Piston				
15	P20625	2	Spring Retainer				
16	P20612	2	O-Ring				
17	P24451	1	Bearing				
18	P24450	1	Bearing				
19	P18620	3	Ring Seal				
20	P18618	2	Retaining Ring				
21	P24452	1	Bearing				
22	P22661	2	Thrust Washer				

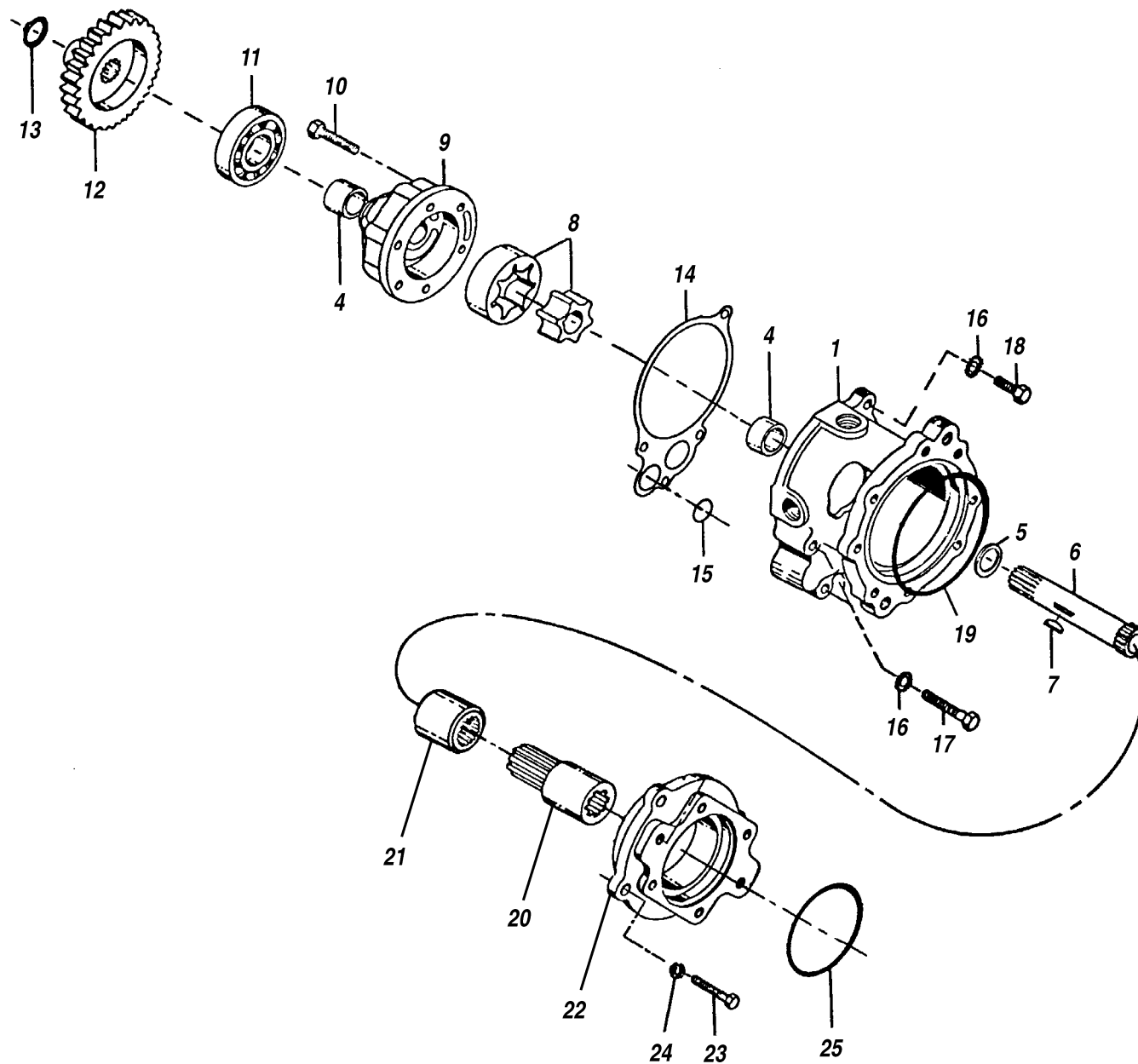


PART				PART			
ITEM	NUMBER	QTY.	DESCRIPTION	ITEM	NUMBER	QTY.	DESCRIPTION
	P91301	1	Front Cover Assembly				
1	P91304	1	Cover, Oil Passage				
2	P18575	7	Capscrew				
3	P18526	1	Bearing Retainer				
4	P91303	1	Tube, Front Cover				
5	P18528	1	Oil Seal				
6	P18527	1	Bearing				
7	P18524	1	Gear, Input Hub				
8	P19444	1	Thrust Washer				
9	P91374	6	Capscrew				
10	P18517	1	Cover Plate				
11	P18516	1	Tube, Stator				
12	P24474	2	Ball				
13	P91302	1	Housing, Front Cover				
14	P18511	1	Retaining Ring				
15	P18507	1	Gear				
16	P18509	2	Bearing				
17	P18510	2	Retaining Ring				
18	P91368	2	Plug, Pipe				
19	P91305	1	Shaft, Aux. Pump				
20	P24563	1	Cover				
21	P19759	1	Plug, Pipe				
22	P19760	1	Regulator Valve				
23	P25443	3	Sleeve				
24	P19758	3	Capscrew				
*25	P25444	1	Breather				

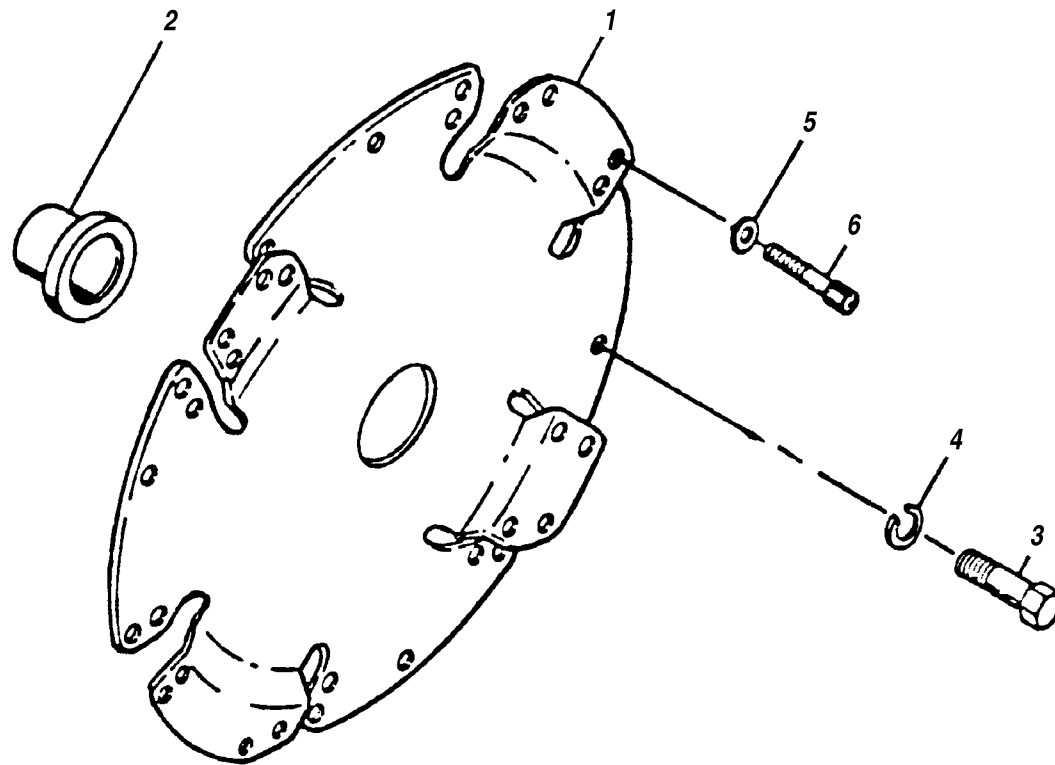




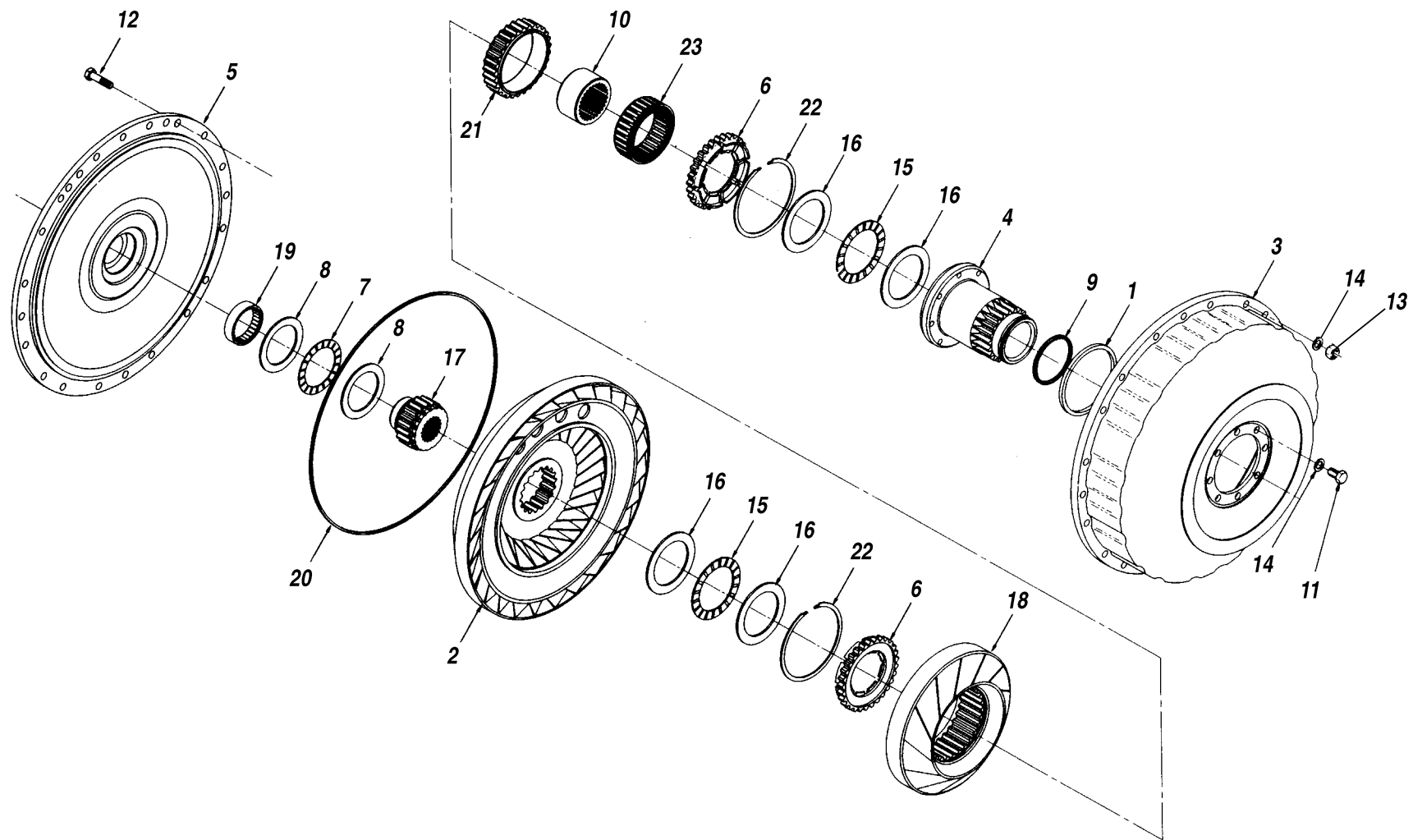
PART				PART			
ITEM	NUMBER	QTY.	DESCRIPTION	ITEM	NUMBER	QTY.	DESCRIPTION
	P24530	1	Valve Control Assembly				
1	N.S.S.	1	Housing				
2	P18675	1	Gasket, Valve Housing				
3	P18676	2	Spring, Detent				
4	P18677	2	Ball				
5	P22796	10	Capscrew				
6	P22799	13	Flatwasher				
7	P18672	4	Plug, Pipe				
8	P18518	3	Capscrew				
9	P19825	1	45° Elbow, Pipe				
10	P19105	1	Switch, Reverse Alarm				
11	P19822	1	Pin				
12	P18665	2	Plug				
13	P18666	3	O-Ring				
14	P19823	1	Stem, Forward - Reverse				
15	P18668	2	Oil Seal				
16	P18669	1	Roll Pin				
17	P24522	1	Stem				
18	P18671	1	Plug				
19	P18664	1	Dowel Pin				
20	P18673	1	Switch, Neutral Safety				
21	P18674	A/R	Spacer, Spring				
22	P18658	1	Valve, Pump				
23	P18656	1	Spring, Accumulator				
24	P24527	1	Modulator, Valve				
25	P24528	1	Regulator, Valve				
26	P24526	1	Cap, Regulator				
27	P24599	1	Washer				
28	P18659	1	Spring, Pump Valve				
29	P18661	1	O-Ring				
30	P18660	1	Plug				
</							



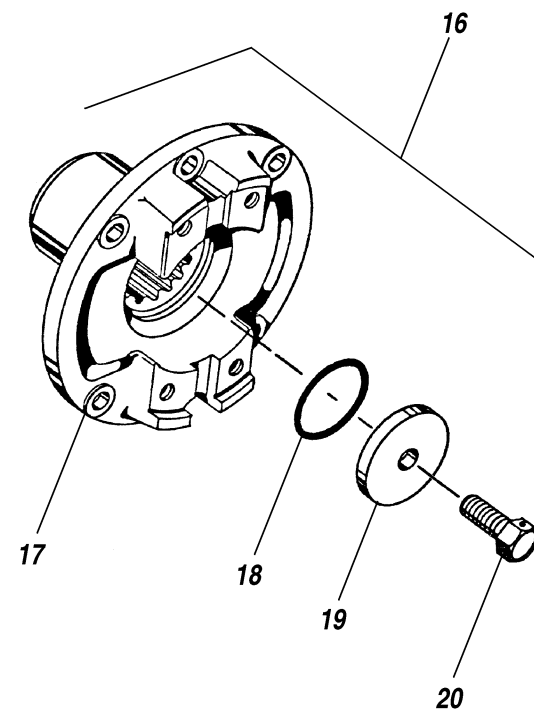
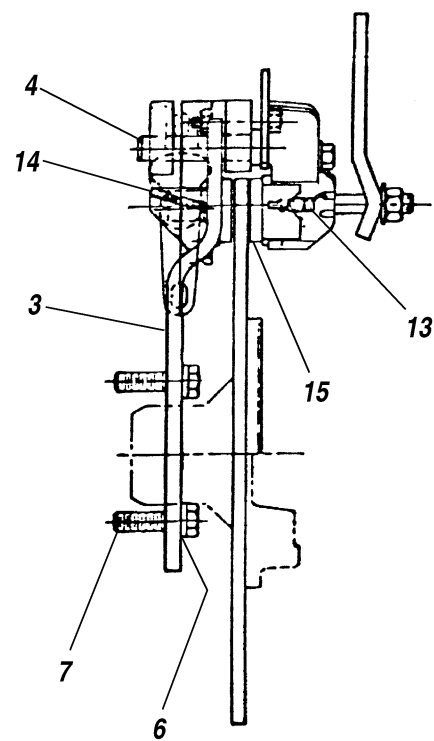
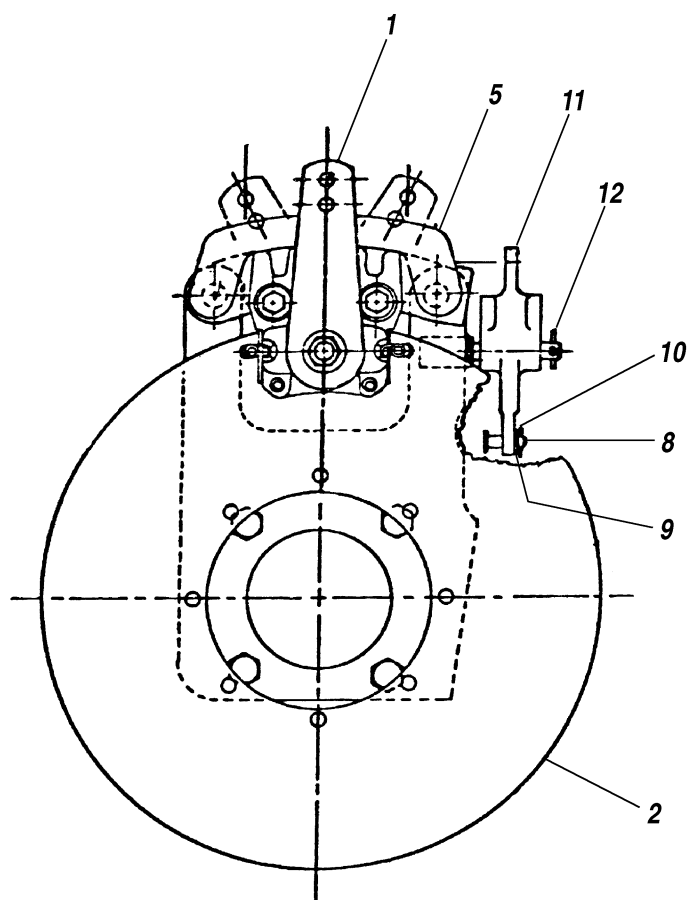
PART				PART			
ITEM	NUMBER	QTY.	DESCRIPTION	ITEM	NUMBER	QTY.	DESCRIPTION
	P91352	1	Pump Assembly (Includes Items 1-13)				
1	P91353	1	Housing				
2*	P12009	1	Expansion Plug				
3*	P24592	1	Capscrew, Hx., 1/2"-13 x 3/4"				
4	P19826	2	Bearing				
5	P18584	1	Thrust Washer				
6	P19827	1	Drive Shaft				
7	P22677	1	Key, Woodruff				
8	P18587	1	Gerotor				
9	P18588	1	Retainer, Pump				
10	P12821	6	Capscrew, Hx., 5/16"-18 x 2"				
11	P18590	1	Bearing				
12	P18591	1	Gear				
13	P18592	1	Retaining Ring				
14	P18593	1	Gasket				
15	P18594	1	O-Ring				
16	P18703	4	Starwasher				
17	P18595	3	Capscrew, Hx., 3/8"-16 x 2 1/2"				
18	P18596	1	Capscrew, Hx., 3/8"-16 x 1 1/4"				
19	P18597	1	O-Ring				
20	P18598	1	Adaptor Sleeve				
21	P18599	1	Spacer, Sleeve				
22	P18600	1	Adaptor Plate				
23	P18573	4	Capscrew, Hx., 1/2"-13 x 1 1/2"				
24	P18572	4	Lockwasher, 1/2"				
25	P18602	1	O-Ring				



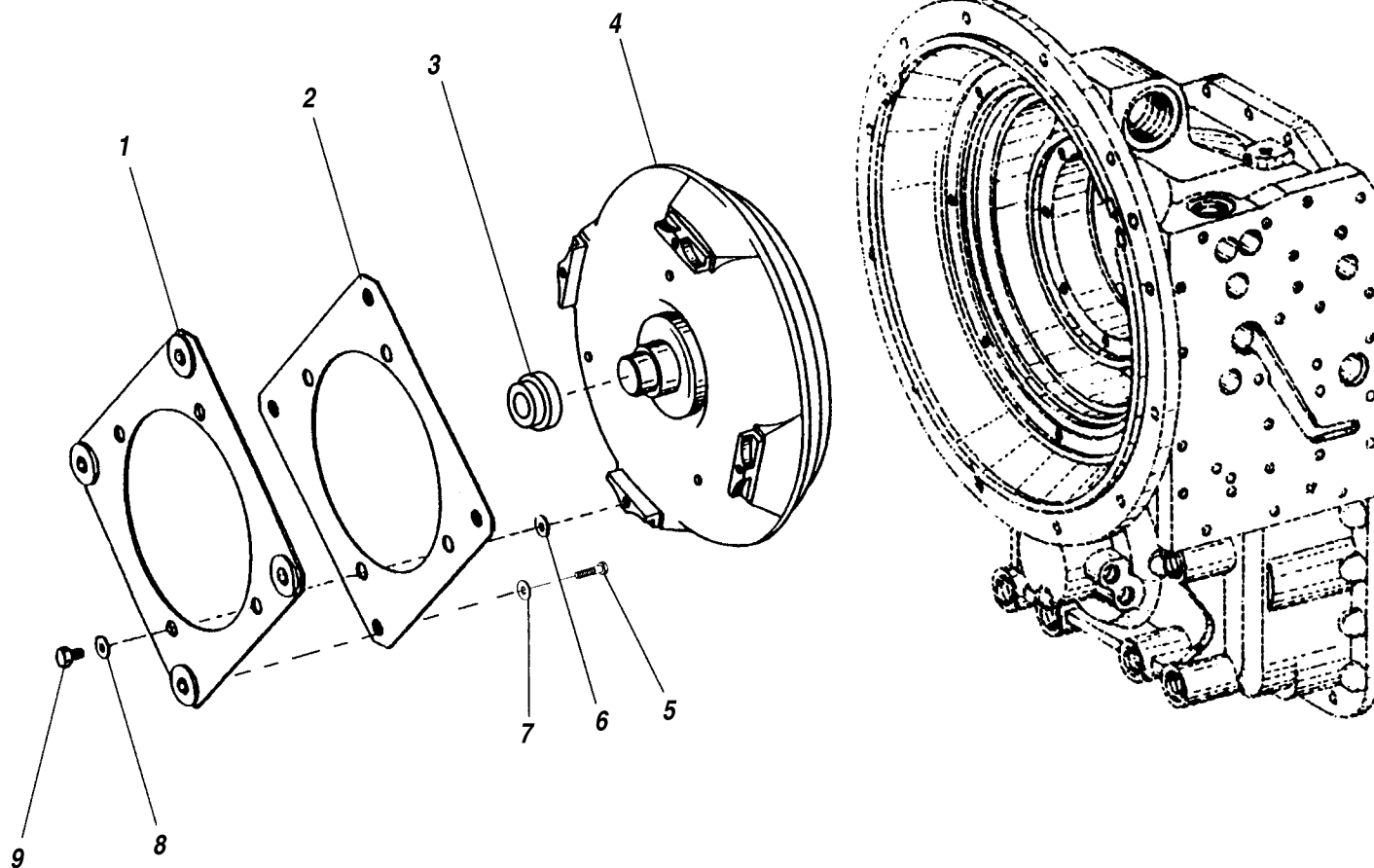
PART				PART			
ITEM	NUMBER	QTY.	DESCRIPTION	ITEM	NUMBER	QTY.	DESCRIPTION
1	P22647	1	Drive Plate (Includes item 2)				
2	P25406	1	Sleeve Hub				
3	P18536	8	Capscrew				
4	P18530	8	Lockwasher				
5	P18537	8	Washer, Half Round				
	P22799	8	Washer, Flat				
6	P19438	8	Capscrew				



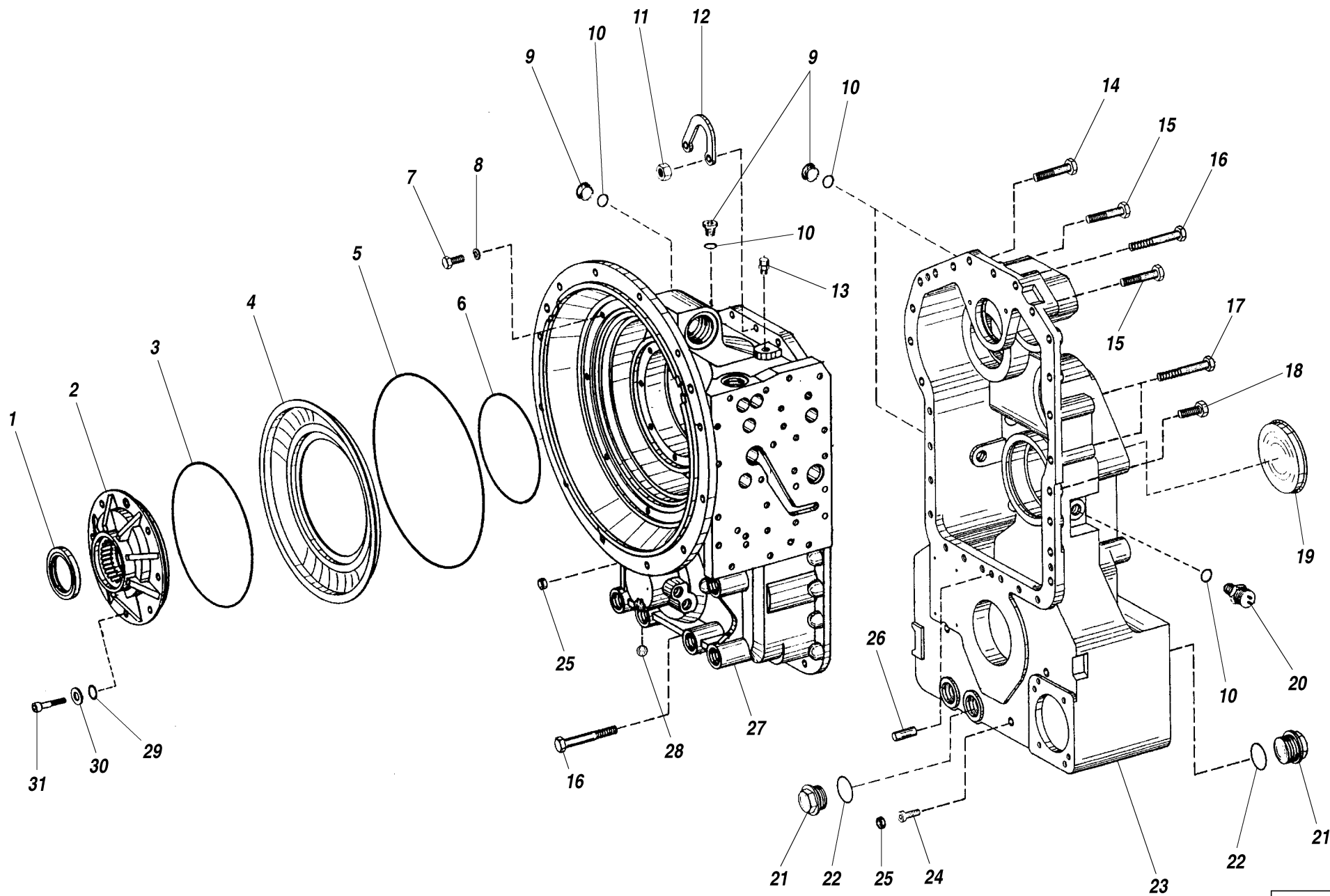
PART				PART			
ITEM	NUMBER	QTY.	DESCRIPTION	ITEM	NUMBER	QTY.	DESCRIPTION
	P22803	1	Converter Assembly				
1	P22762	1	O-Ring				
2	P25414	1	Turbine				
3	P25433	1	Impeller				
4	P25434	1	Hub, Impeller				
5	P22731	1	Cover				
6	P25416	2	Clutch Retainer				
7	P22756	1	Thrust Bearing				
8	P22760	2	Thrust Race				
9	P18561	1	Ring Seal				
10	P24509	1	Race, Inner				
11	P22789	8	Capscrew				
12	P18518	12	Capscrew				
13	P25430	12	Nut, Hx.				
14	P22648	20	Flatwasher				
15	P25431	2	Thrust Bearing				
16	P25417	4	Thrust Washer				
17	P25435	1	Hub, Turbine				
18	P25418	1	Stator				
19	P22750	1	Bearing				
20	P22730	1	Seal				
21	P25413	1	Race, Outer				
22	P25408	2	Retainer Ring				
23	P18549	1	Clutch Sprag				



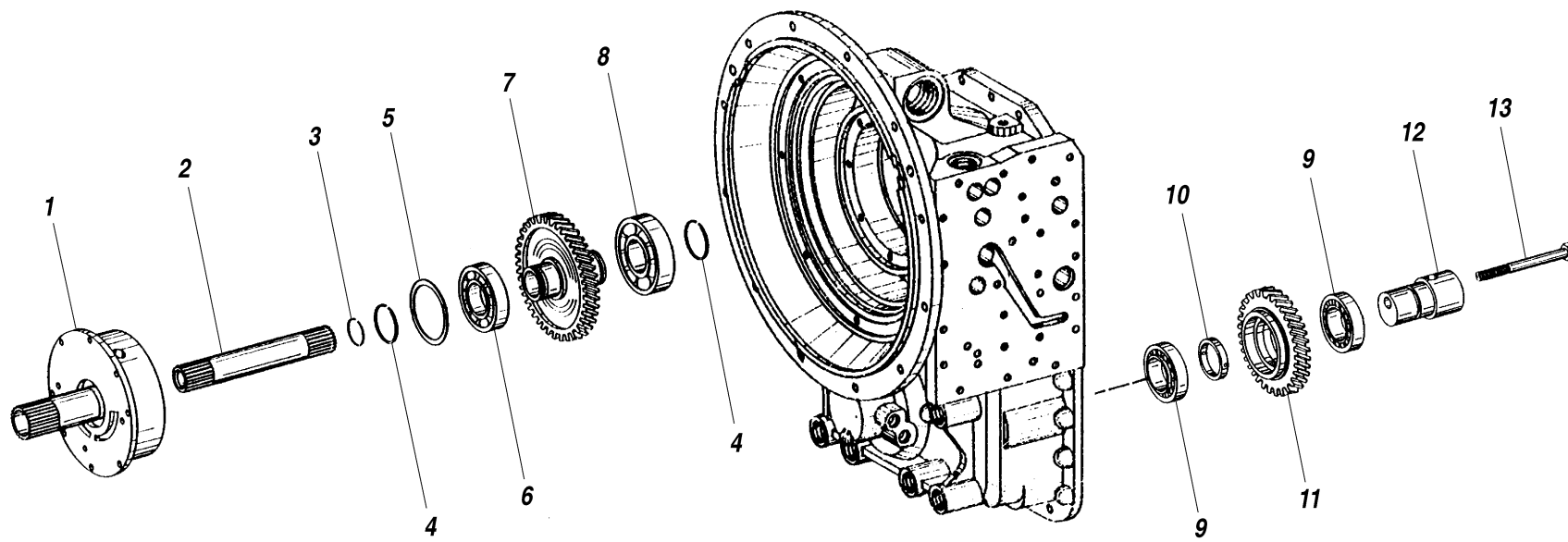
ITEM	PART NUMBER	QTY.	DESCRIPTION	ITEM	PART NUMBER	QTY.	DESCRIPTION
1	P24539	1	Brake Caliper Assembly (Includes Pads)				
2	P25075	1	Disc, Brake				
3	P25402	1	Mounting Bracket				
4	P25424	2	Pin				
5	P25403	1	Retainer, Pin				
6	P18572	4	Lockwasher				
7	P18573	4	Capscrew				
8	P25423	1	Clevis Pin				
9	P25427	1	Flatwasher				
10	P25425	1	Cotter Pin				
11	P25404	1	Lever, Disconnect				
12	P25426	1	Cotter Pin				
13	P24602	2	Spring, Short				
14	P24601	1	Spring, Long				
15	P26210	1	Brake Pad Kit				
16	P25409	1	Yoke Assembly (Includes Items 17-21)				
17	P25410	1	Yoke Flange, Front				
18	P18685	1	O-Ring				
19	P20427	1	Washer				
20	P20428	1	Bolt, Mounting				



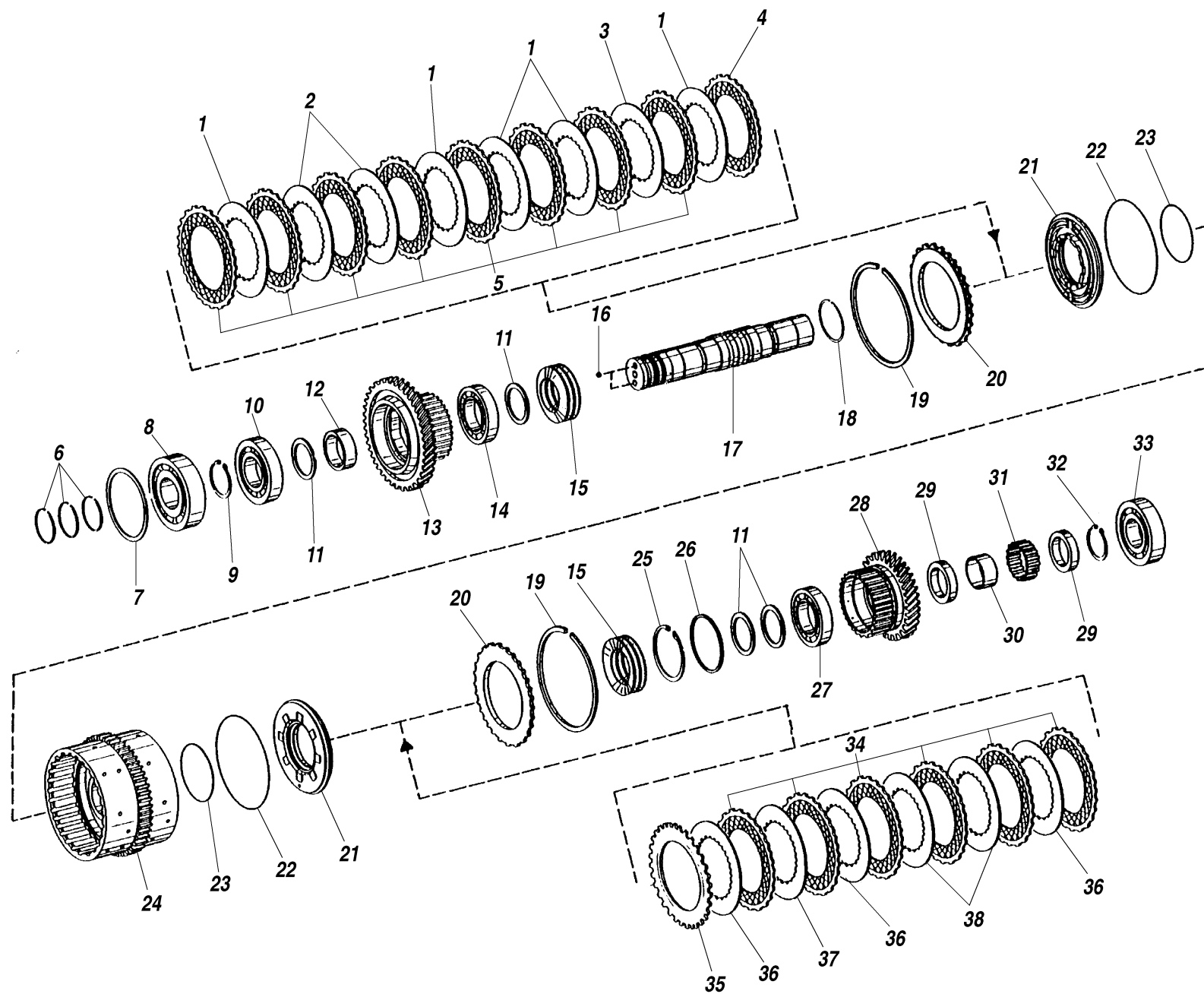
ITEM	PART NUMBER	QTY.	DESCRIPTION	ITEM	PART NUMBER	QTY.	DESCRIPTION
1	❶P31701	1	Flex Plate				
	❷P32124	1	Flex Plate				
2	❶P31700	1	Flex Plate				
	❷P32123	1	Flex Plate				
3	❶35049A	1	Centering Sleeve				
	❷35166A	1	Centering Sleeve				
4	P32102	1	Torque Converter				
5	P04181	4	Bolt, Hex, M10-1.5 x 40mm				
6	❶P31703	4	Washer, M10				
	❷P32095	4	Flatwasher, M10				
7	P04608	4	Lockwasher, M10				
8	P31703	4	Washer, M10				
9	❶P31702	4	Capscrew, Hx., M10 × 16mm				
	❷P32125	4	Capscrew, Hx., M10 × 18mm				
NOTES:				844B S/N 531 THRU			
❶ For Deere engines only.							
❷ For Cummins engines only.							
				CONVERTER & FLEX PLATE ASSEMBLY			
				2.18			
				6/98			



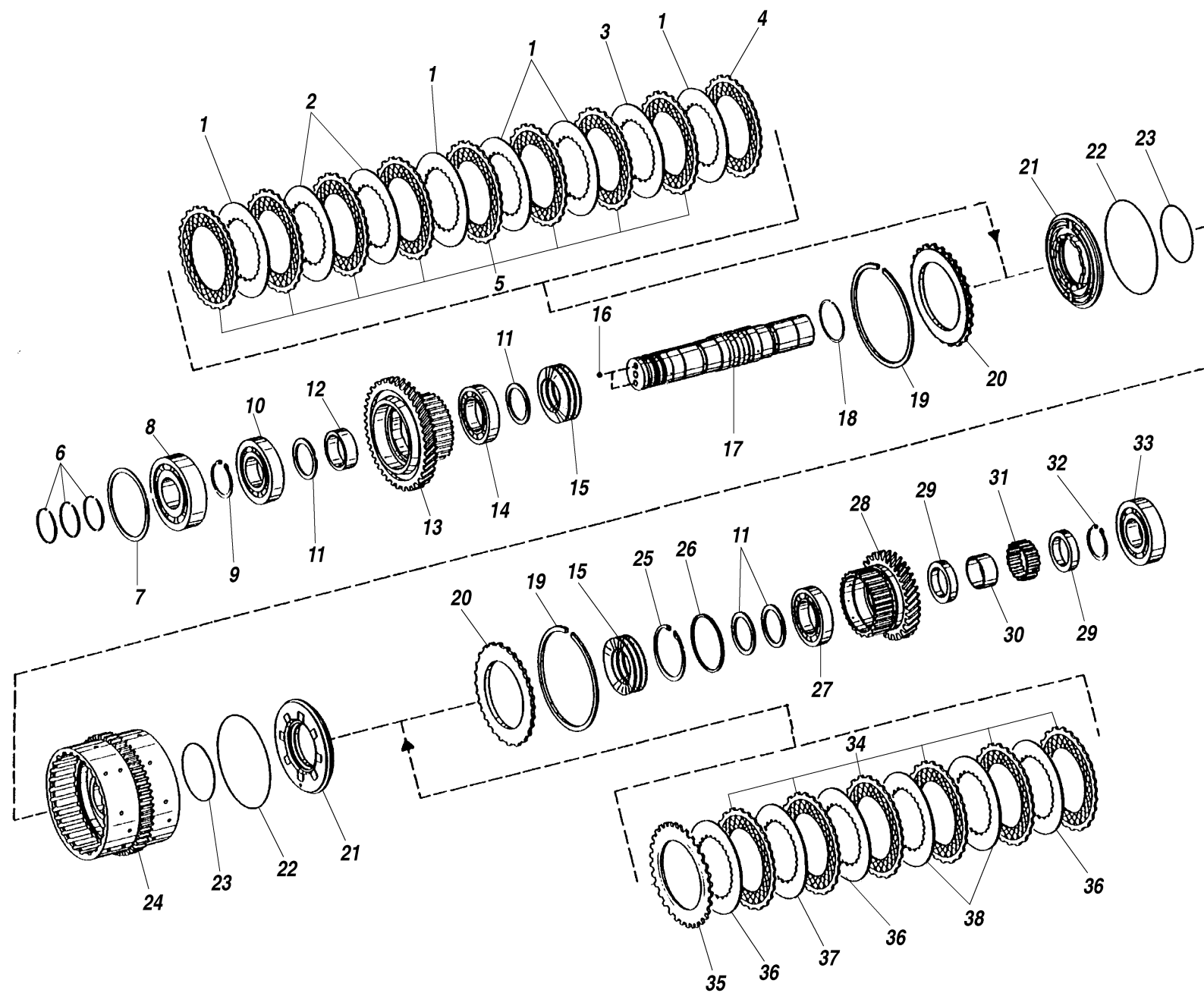
ITEM	PART NUMBER	QTY.	DESCRIPTION	ITEM	PART NUMBER	QTY.	DESCRIPTION
1	P31706	1	Seal, Shaft				
2	P31705	1	Pump				
3	P31707	1	O-Ring				
4	P31753	1	Oil Baffle				
5	P31754	1	O-Ring				
6	P31736	1	O-Ring				
7	P31755	8	Capscrew, Hx., M8 × 20mm				
8	P31756	8	Washer				
9	P32076	4	Plug, Hollow Hx.				
10	P32018	5	O-Ring				
11	P31751	6	Nut, Hx. M10				
12	P31745	1	Bracket				
13	P31744	1	Breather				
14	P31748	3	Capscrew, Hx., M10 × 45mm				
15	P31746	3	Capscrew, Hx., M10 × 55mm				
16	P31750	3	Capscrew, Hx., M10 × 70mm				
17	P31749	2	Capscrew, Hx., M10 × 85mm				
18	P31747	17	Capscrew, Hx., M10 × 32mm				
19	P32083	1	Cup, Sealing				
20	P32077	1	Transmitter, Inductive				
21	P31742	2	Plug, Drain				
22	P31743	2	O-Ring				
23	P31737	1	Housing, Gearbox				
24	P31740	3	Capscrew, Socket Hd., M8 × 35mm				
25	P31741	5	Cap, Sealing				
26	P31752	1	Pin, Dowel				
27	P31735	1	Housing				
28	P31759	1	Ball				
29	P31709	8	O-Ring				
30	P31710	8	Washer				
31	P31708	8	Capscrew, Socket Hd., M8 × 40mm				



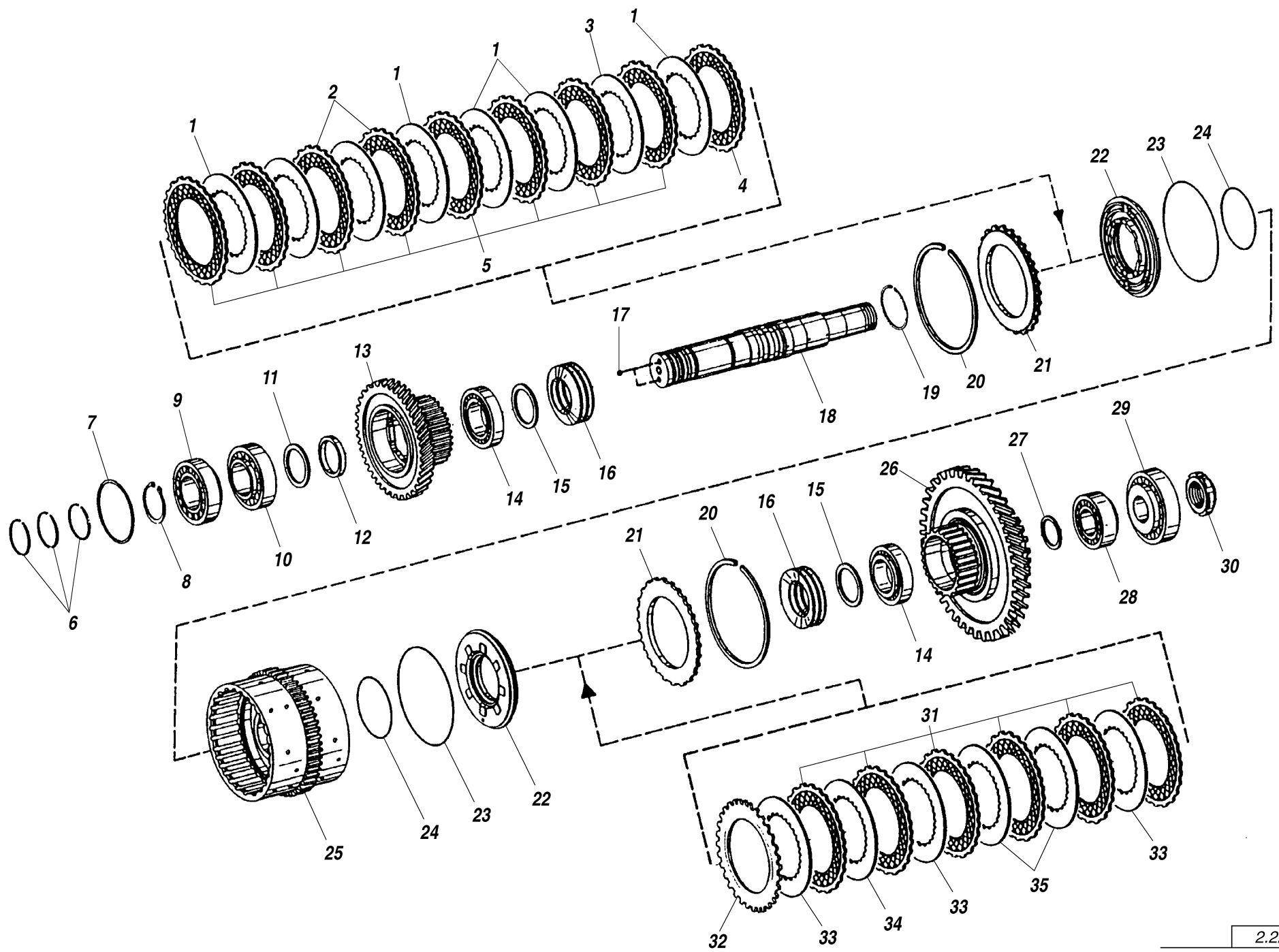
PART				PART			
ITEM	NUMBER	QTY.	DESCRIPTION	ITEM	NUMBER	QTY.	DESCRIPTION
1	P31734	1	Flange, Oil Feed				
2	P31711	1	Shaft, Turbine				
3	P31732	1	Ring, Snap				
4	P31733	2	Ring, Piston				
5	P31716	A/R	Washer, 0.50 mm Thick (.0197 in.)				
	P31717	A/R	Washer, 0.60 mm Thick (.0236 in.)				
	P31726	A/R	Washer, 0.65 mm Thick (.0256 in.)				
	P31718	A/R	Washer, 0.70 mm Thick (.0275 in.)				
	P31727	A/R	Washer, 0.75 mm Thick (.0295 in.)				
	P31719	A/R	Washer, 0.80 mm Thick (.0315 in.)				
	P31728	A/R	Washer, 0.85 mm Thick (.0335 in.)				
	P31720	A/R	Washer, 0.90 mm Thick (.0354 in.)				
	P31729	A/R	Washer, 0.95 mm Thick (.0374 in.)				
	P31721	A/R	Washer, 1.00 mm Thick (.0394 in.)				
	P31730	A/R	Washer, 1.05 mm Thick (.0413 in.)				
	P31722	A/R	Washer, 1.10 mm Thick (.0433 in.)				
	P31731	A/R	Washer, 1.15 mm Thick (.0453 in.)				
	P31715	A/R	Washer, 1.20 mm Thick (.0472 in.)				
	P31723	A/R	Washer, 1.30 mm Thick (.0512 in.)				
	P31724	A/R	Washer, 1.40 mm Thick (.0551 in.)				
P31725	A/R	Washer, 1.50 mm Thick (.0590 in.)					
6	P31712	1	Bearing, Roller				
7	P31713	1	Gear, Input				
8	P31714	1	Bearing, Roller				
9	P32113	2	Bearing, Roller				
10	P32114	A/R	Bushing, 7.20mm Thick (.2835 in.)				
	P32115	A/R	Bushing, 7.25mm Thick (.2855 in.)				
	P32116	A/R	Bushing, 7.30mm Thick (.2874 in.)				
	P32117	A/R	Bushing, 7.35mm Thick (.2894 in.)				
	P32118	A/R	Bushing, 7.40mm Thick (.2914 in.)				
	P32119	A/R	Bushing, 7.45mm Thick (.2933 in.)				
	P32120	A/R	Bushing, 7.50mm Thick (.2953 in.)				
	P32121	A/R	Bushing, 7.55mm Thick (.2973 in.)				
P32122	A/R	Bushing, 7.60mm Thick (.2993 in.)					
11	P32111	1	Idler Gear				
12	P32110	1	Axle				
13	P32112	1	Hexagon Screw, M12 x 115mm				



PART				PART			
ITEM	NUMBER	QTY.	DESCRIPTION	ITEM	NUMBER	QTY.	DESCRIPTION
1	P31847	5	Disc, Inner Clutch, 2.0 mm Thick (.0787 in.)		P31796	A/R	Shim, 1.55 mm Thick (.0610 in.)
2	P31848	2	Disc, Inner Clutch, 1.5 mm Thick (.0590 in.)		P31797	A/R	Shim, 1.60 mm Thick (.0630 in.)
3	P31847	A/R	Disc, Inner Clutch, 2.0 mm Thick (.0787 in.)		P31798	A/R	Shim, 1.65 mm Thick (.0649 in.)
	P31848	A/R	Disc, Inner Clutch, 1.5 mm Thick (.0590 in.)		P31799	A/R	Shim, 1.70 mm Thick (.0669 in.)
	P31849	A/R	Disc, Inner Clutch, 2.5 mm Thick (.0984 in.)		P31800	A/R	Shim, 1.75 mm Thick (.0689 in.)
	P31851	1	Disc, Outer Clutch		P31801	A/R	Shim, 1.80 mm Thick (.0708 in.)
	P31850	8	Disc, Outer Clutch		P31802	A/R	Shim, 1.85 mm Thick (.0728 in.)
5	P31788	3	Ring, Piston		P31803	A/R	Shim, 1.90 mm Thick (.0748 in.)
6	P31763	A/R	Shim, 0.90 mm Thick (.0354 in.)		P31804	A/R	Shim, 1.95 mm Thick (.0768 in.)
7	P31764	A/R	Shim, 0.95 mm Thick (.0374 in.)		P31805	A/R	Shim, 2.00 mm Thick (.0787 in.)
	P31765	A/R	Shim, 1.00 mm Thick (.0394 in.)		P31806	A/R	Shim, 2.05 mm Thick (.0807 in.)
	P31766	A/R	Shim, 1.05 mm Thick (.0413 in.)		P31807	A/R	Shim, 2.10 mm Thick (.0827 in.)
	P31767	A/R	Shim, 1.10 mm Thick (.0433 in.)		P31808	A/R	Shim, 2.15 mm Thick (.0846 in.)
	P31768	A/R	Shim, 1.15 mm Thick (.0453 in.)		P31809	A/R	Shim, 2.20 mm Thick (.0866 in.)
	P31769	A/R	Shim, 1.20 mm Thick (.0472 in.)		P31810	A/R	Shim, 2.25 mm Thick (.0886 in.)
	P31770	A/R	Shim, 1.25 mm Thick (.0492 in.)		P31811	A/R	Shim, 2.30 mm Thick (.0905 in.)
	P31771	A/R	Shim, 1.30 mm Thick (.0512 in.)		P31812	A/R	Shim, 2.35 mm Thick (.0925 in.)
	P31772	A/R	Shim, 1.35 mm Thick (.0531 in.)		P31813	A/R	Shim, 2.40 mm Thick (.0945 in.)
	P31773	A/R	Shim, 1.40 mm Thick (.0551 in.)		P31814	A/R	Shim, 2.45 mm Thick (.0964 in.)
	P31774	A/R	Shim, 1.45 mm Thick (.0571 in.)		P31815	A/R	Shim, 2.50 mm Thick (.0984 in.)
	P31775	A/R	Shim, 1.50 mm Thick (.0590 in.)		P31816	A/R	Shim, 2.55 mm Thick (.1004 in.)
	P31776	A/R	Shim, 1.55 mm Thick (.0610 in.)		P31817	A/R	Shim, 2.60 mm Thick (.1023 in.)
	P31777	A/R	Shim, 1.60 mm Thick (.0630 in.)		P31818	A/R	Shim, 2.65 mm Thick (.1043 in.)
	P31778	A/R	Shim, 1.65 mm Thick (.0649 in.)		P31819	A/R	Shim, 2.70 mm Thick (.1063 in.)
	P31779	A/R	Shim, 1.70 mm Thick (.0669 in.)		P31820	A/R	Shim, 2.75 mm Thick (.1082 in.)
	P31780	A/R	Shim, 1.75 mm Thick (.0689 in.)		P31821	A/R	Shim, 2.80 mm Thick (.1102 in.)
	P31781	A/R	Shim, 1.80 mm Thick (.0708 in.)	12	P31822	1	Bushing
	P31782	A/R	Shim, 1.85 mm Thick (.0728 in.)	13	P31823	1	Gear, Spur
	P31783	A/R	Shim, 1.90 mm Thick (.0748 in.)	14	P31824	1	Bearing, Ball
P31784	A/R	Shim, 1.95 mm Thick (.0768 in.)	15	P31825	10	Spring, Cup	
P31785	A/R	Shim, 2.00 mm Thick (.0787 in.)	16	P31761	2	Ball	
P31786	A/R	Shim, 2.05 mm Thick (.0807 in.)	17	P31760	1	Shaft	
P31787	A/R	Shim, 2.10 mm Thick (.0827 in.)	18	P31832	1	Ring, Snap	
8	P31762	1	Bearing, Ball	19	P31826	2	Ring, Snap
	P31789	1	Ring, Retaining	20	P31827	2	Shim, End
9	P31790	1	Bearing, Ball	21	P31830	2	Piston
11	P31791	A/R	Shim, 1.30 mm Thick (.0512 in.)	22	P31829	2	O-Ring
	P31792	A/R	Shim, 1.35 mm Thick (.0531 in.)	23	P31828	2	O-Ring
	P31793	A/R	Shim, 1.40 mm Thick (.0551 in.)				
	P31794	A/R	Shim, 1.45 mm Thick (.0571 in.)				
	P31795	A/R	Shim, 1.50 mm Thick (.0590 in.)				
				844B S/N 531 THRU			
				CLUTCH ASSEMBLY, FORWARD & 1st GEAR			
				6/98			
				PAGE 1 of 2			



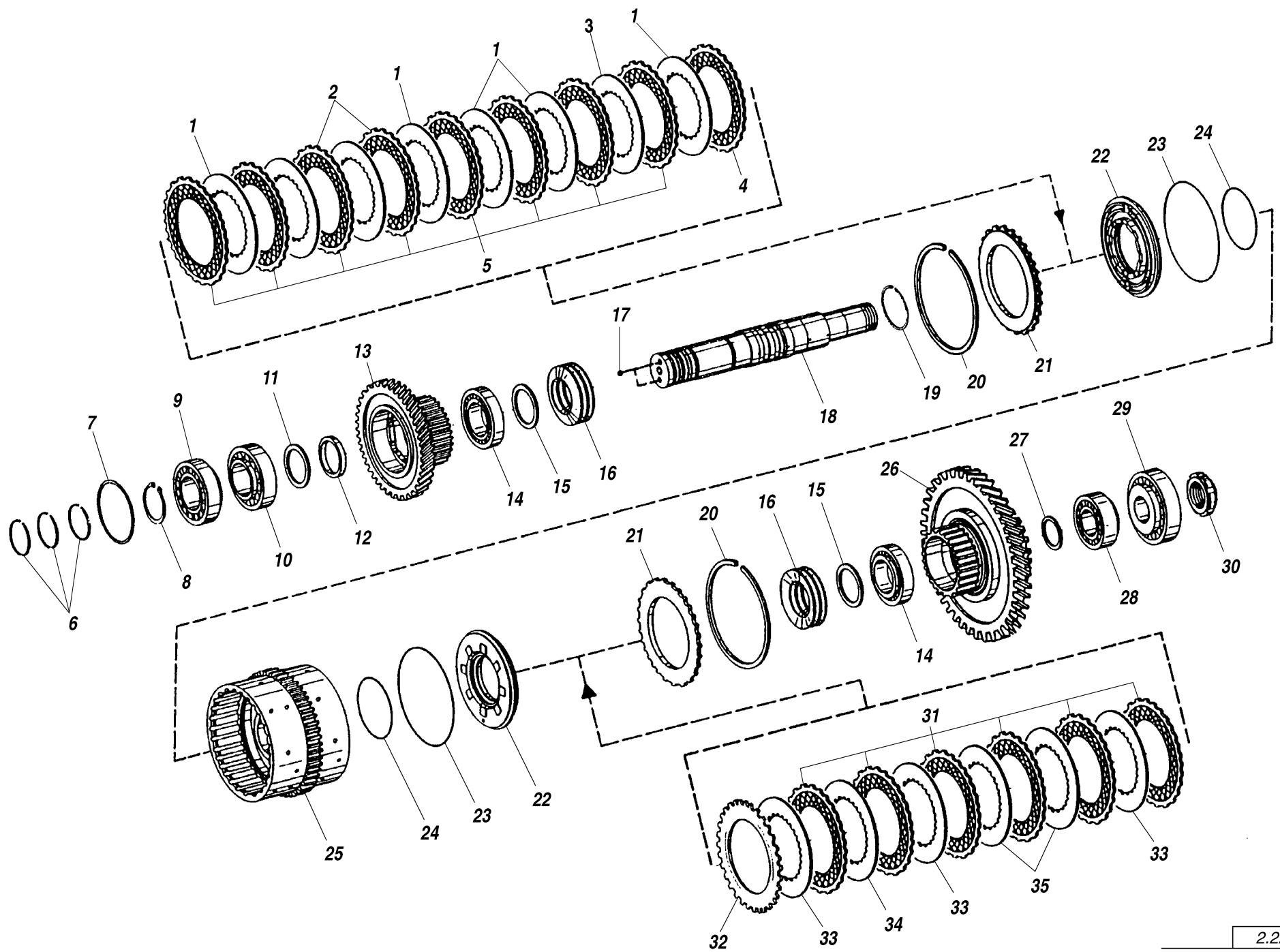
PART				PART			
ITEM	NUMBER	QTY.	DESCRIPTION	ITEM	NUMBER	QTY.	DESCRIPTION
24	P31831	1	Carrier, Disc				
25	P31840	1	Ring, Retaining				
26	P31834	A/R	Shim, 0.8 mm Thick (.0315 in.)				
	P31835	A/R	Shim, 0.9 mm Thick (.0354 in.)				
	P31836	A/R	Shim, 1.0 mm Thick (.0394 in.)				
	P31837	A/R	Shim, 1.1 mm Thick (.0433 in.)				
	P31838	A/R	Shim, 1.2 mm Thick (.0472 in.)				
	P31839	A/R	Shim, 1.3 mm Thick (.0512 in.)				
27	P31833	1	Bearing, Ball				
28	P31843	1	Gear, Spur				
29	P31842	2	Bushing				
30	P31844	1	Ring, Internal				
31	P31841	1	Needle Cage				
32	P31845	1	Ring, Retaining				
33	P31846	1	Bearing, Ball				
34	P31850	6	Outer Clutch				
35	P31851	1	Outer Clutch				
36	P31847	3	Inner Clutch, 2.0 mm Thick (.0787 in.)				
37	P31847	A/R	Inner Clutch, 2.0 mm Thick (.0787 in.)				
	P31848	A/R	Inner Clutch, 1.5 mm Thick (.0590 in.)				
	P31849	A/R	Inner Clutch, 2.5 mm Thick (.0984 in.)				
38	P31848	2	Inner Clutch, 1.5 mm Thick (.0590 in.)				



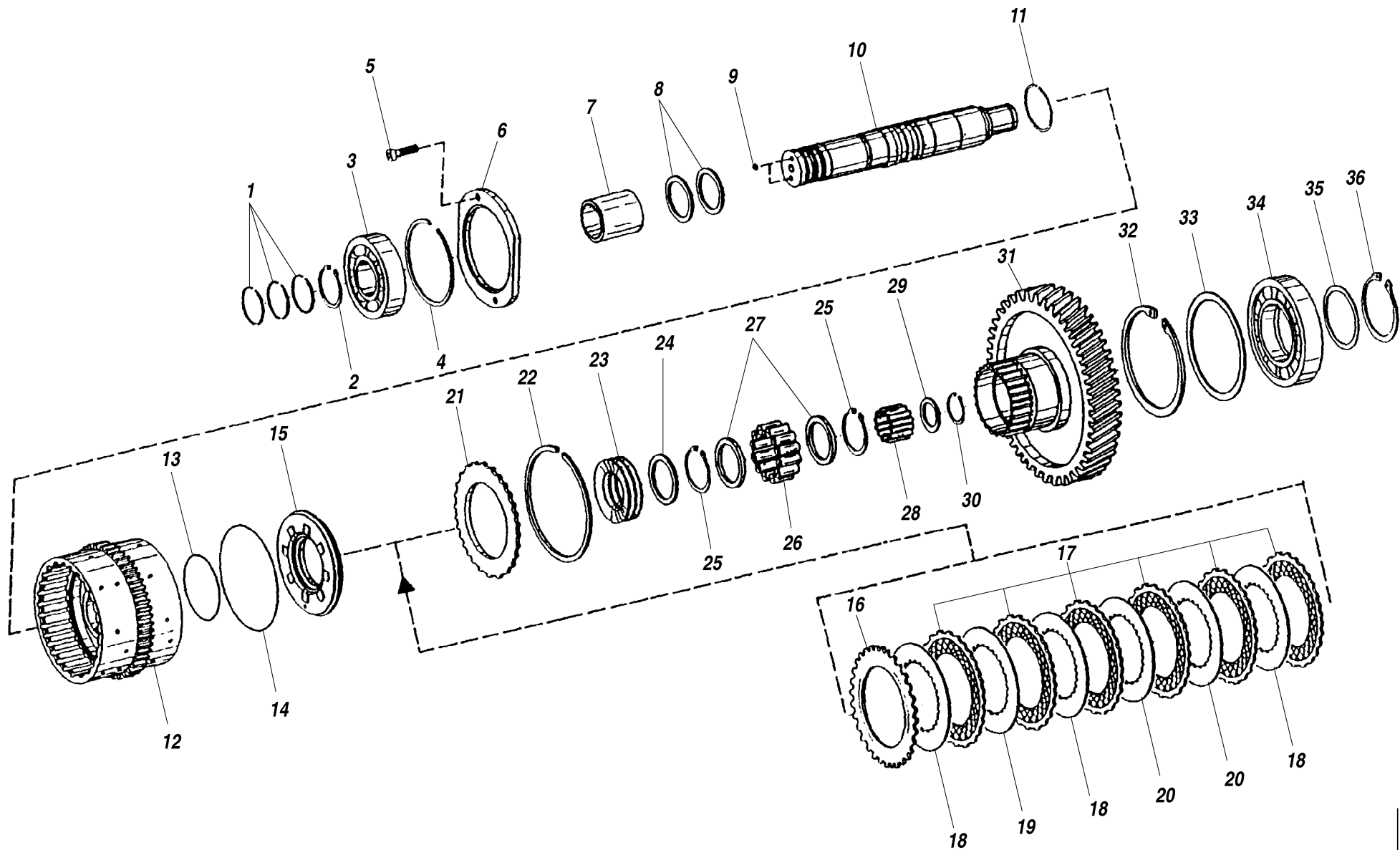
PART				PART			
ITEM	NUMBER	QTY.	DESCRIPTION	ITEM	NUMBER	QTY.	DESCRIPTION
1	P31847	5	Disc, Inner Clutch, 2.0 mm Thick (.0787 in.)	8	P31789	1	Ring, Retaining
2	P31848	2	Disc, Inner Clutch, 1.5 mm Thick (.0590 in.)	9	P31853	1	Bearing, Roller
3	P31847	A/R	Disc, Inner Clutch, 2.0 mm Thick (.0787 in.)	10	P31714	1	Bearing, Roller
	P31848	A/R	Disc, Inner Clutch, 1.5 mm Thick (.0590 in.)	11	P31791	A/R	Shim, 1.30 mm Thick (.0512 in.)
	P31849	A/R	Disc, Inner Clutch, 2.5 mm Thick (.0984 in.)		P31792	A/R	Shim, 1.35 mm Thick (.0531 in.)
4	P31851	1	Disc, Outer Clutch		P31793	A/R	Shim, 1.40 mm Thick (.0551 in.)
5	P31850	8	Disc, Outer Clutch		P31794	A/R	Shim, 1.45 mm Thick (.0571 in.)
6	P31788	3	Ring, Piston		P31795	A/R	Shim, 1.50 mm Thick (.0590 in.)
7	P31854	A/R	Washer, 0.80 mm Thick (.0315 in.)		P31796	A/R	Shim, 1.55 mm Thick (.0610 in.)
	P31855	A/R	Washer, 0.85 mm Thick (.0335 in.)		P31797	A/R	Shim, 1.60 mm Thick (.0630 in.)
	P31856	A/R	Washer, 0.90 mm Thick (.0354 in.)		P31798	A/R	Shim, 1.65 mm Thick (.0649 in.)
	P31857	A/R	Washer, 0.95 mm Thick (.0374 in.)		P31799	A/R	Shim, 1.70 mm Thick (.0669 in.)
	P31858	A/R	Washer, 1.00 mm Thick (.0394 in.)		P31800	A/R	Shim, 1.75 mm Thick (.0689 in.)
	P31859	A/R	Washer, 1.05 mm Thick (.0413 in.)		P31801	A/R	Shim, 1.80 mm Thick (.0708 in.)
	P31860	A/R	Washer, 1.10 mm Thick (.0433 in.)		P31802	A/R	Shim, 1.85 mm Thick (.0728 in.)
	P31861	A/R	Washer, 1.15 mm Thick (.0453 in.)		P31803	A/R	Shim, 1.90 mm Thick (.0748 in.)
	P31862	A/R	Washer, 1.20 mm Thick (.0472 in.)		P31804	A/R	Shim, 1.95 mm Thick (.0768 in.)
	P31863	A/R	Washer, 1.25 mm Thick (.0492 in.)		P31805	A/R	Shim, 2.00 mm Thick (.0787 in.)
	P31864	A/R	Washer, 1.30 mm Thick (.0512 in.)		P31806	A/R	Shim, 2.05 mm Thick (.0807 in.)
	P31865	A/R	Washer, 1.35 mm Thick (.0531 in.)		P31807	A/R	Shim, 2.10 mm Thick (.0827 in.)
	P31866	A/R	Washer, 1.40 mm Thick (.0551 in.)		P31808	A/R	Shim, 2.15 mm Thick (.0846 in.)
	P31867	A/R	Washer, 1.45 mm Thick (.0571 in.)		P31809	A/R	Shim, 2.20 mm Thick (.0866 in.)
	P31868	A/R	Washer, 1.50 mm Thick (.0590 in.)		P31810	A/R	Shim, 2.25 mm Thick (.0886 in.)
	P31869	A/R	Washer, 1.55 mm Thick (.0610 in.)		P31811	A/R	Shim, 2.30 mm Thick (.0905 in.)
	P31870	A/R	Washer, 1.60 mm Thick (.0630 in.)		P31812	A/R	Shim, 2.35 mm Thick (.0925 in.)
	P31871	A/R	Washer, 1.65 mm Thick (.0649 in.)		P31813	A/R	Shim, 2.40 mm Thick (.0945 in.)
	P31872	A/R	Washer, 1.70 mm Thick (.0669 in.)		P31814	A/R	Shim, 2.45 mm Thick (.0964 in.)
	P31873	A/R	Washer, 1.75 mm Thick (.0689 in.)		P31815	A/R	Shim, 2.50 mm Thick (.0984 in.)
	P31874	A/R	Washer, 1.80 mm Thick (.0708 in.)		P31816	A/R	Shim, 2.55 mm Thick (.1004 in.)
	P31875	A/R	Washer, 1.85 mm Thick (.0728 in.)		P31817	A/R	Shim, 2.60 mm Thick (.1023 in.)
	P31876	A/R	Washer, 1.90 mm Thick (.0748 in.)		P31818	A/R	Shim, 2.65 mm Thick (.1043 in.)
	P31877	A/R	Washer, 1.95 mm Thick (.0768 in.)		P31819	A/R	Shim, 2.70 mm Thick (.1063 in.)
	P31878	A/R	Washer, 2.00 mm Thick (.0787 in.)		P31820	A/R	Shim, 2.75 mm Thick (.1082 in.)
	P31879	A/R	Washer, 2.05 mm Thick (.0807 in.)		P31821	A/R	Shim, 2.80 mm Thick (.1102 in.)
	P31880	A/R	Washer, 2.10 mm Thick (.0827 in.)	12	P31887	1	Bushing
	P31881	A/R	Washer, 2.15 mm Thick (.0846 in.)	13	P31889	1	Gear, Spur
	P31882	A/R	Washer, 2.20 mm Thick (.0866 in.)	14	P31888	2	Bearing, Roller
	P31883	A/R	Washer, 2.25 mm Thick (.0886 in.)	15	P31805	2	Shim
	P31884	A/R	Washer, 2.30 mm Thick (.0905 in.)				
	P31885	A/R	Washer, 2.35 mm Thick (.0925 in.)				
	P31886	A/R	Washer, 2.40 mm Thick (.0945 in.)				

844B S/N 531 THRU

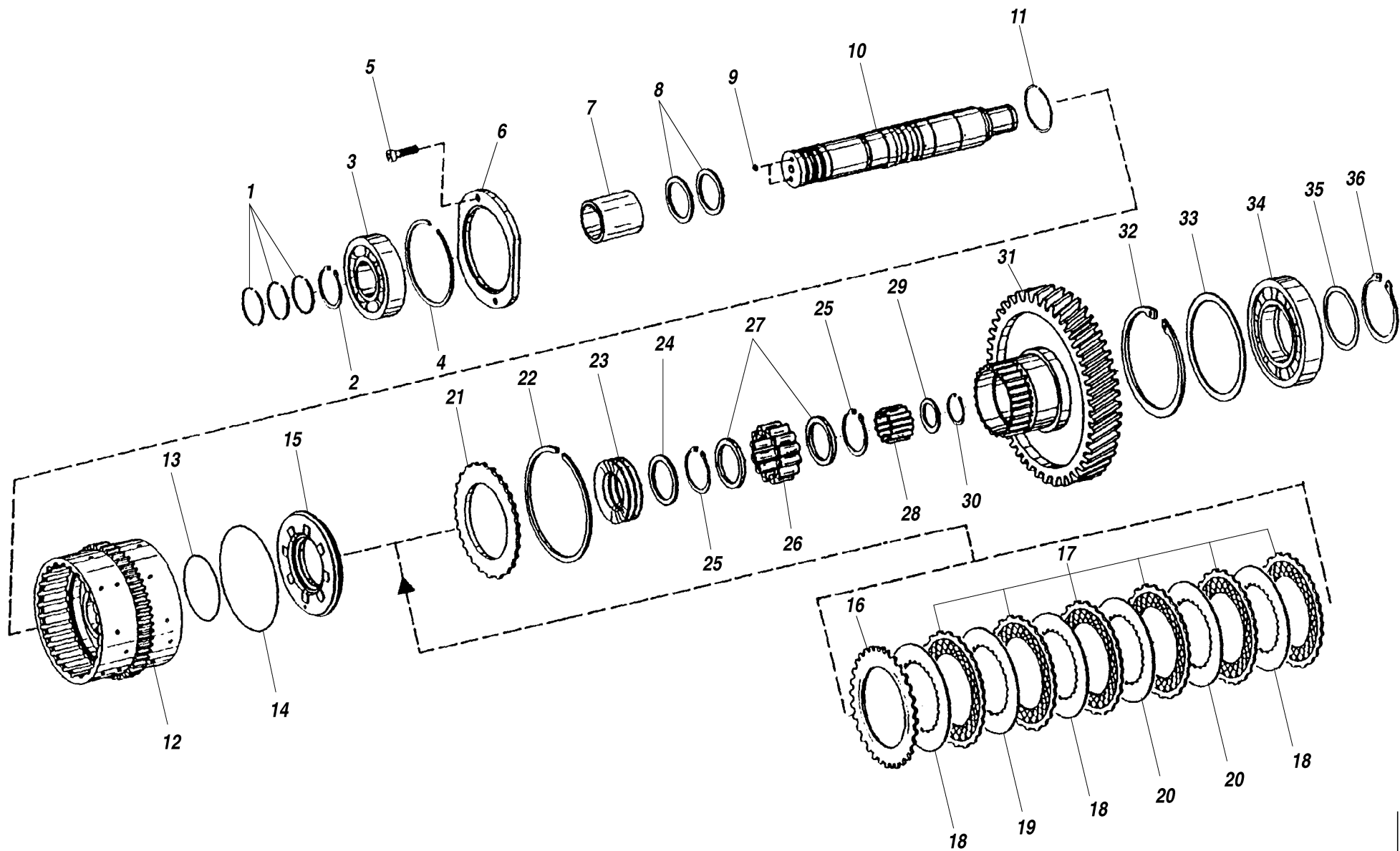
6/98



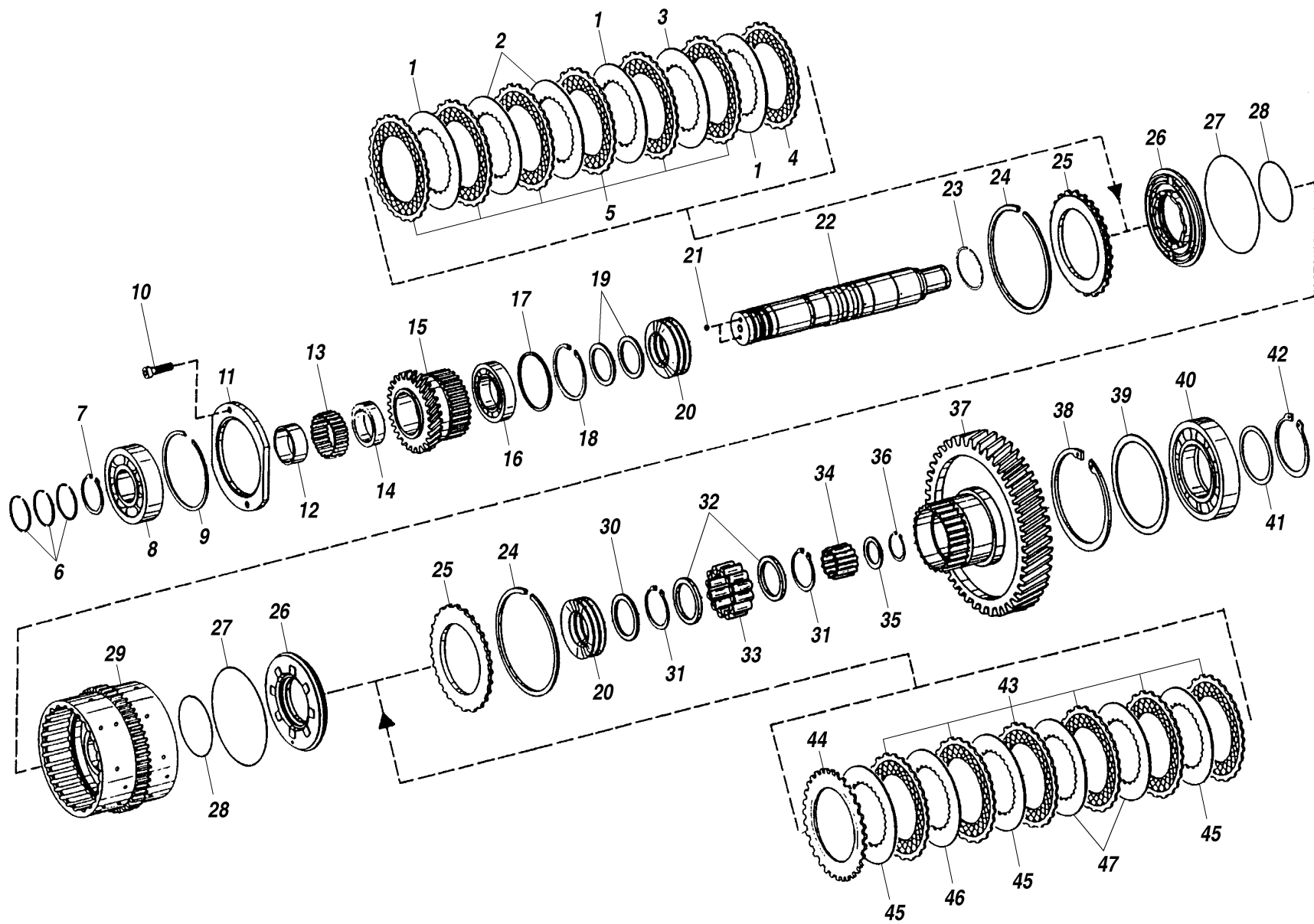
ITEM	PART NUMBER	QTY.	DESCRIPTION	ITEM	PART NUMBER	QTY.	DESCRIPTION
16	P31825	10	Spring, Cup				
17	P31761	2	Ball				
18	P31852	1	Shaft				
19	P31832	1	Ring, Snap				
20	P31826	2	Ring, Snap				
21	P31827	2	Shim, End				
22	P31830	2	Piston				
23	P31829	2	O-Ring				
24	P31828	2	O-Ring				
25	P31831	1	Carrier, Disc				
26	P31890	1	Gear, Spur				
27	P31893	A/R	Shim, 1.00 mm Thick (.0394 in.)				
	P31894	A/R	Shim, 1.05 mm Thick (.0413 in.)				
	P31895	A/R	Shim, 1.10 mm Thick (.0433 in.)				
	P31896	A/R	Shim, 1.15 mm Thick (.0453 in.)				
	P31897	A/R	Shim, 1.20 mm Thick (.0472 in.)				
	P31898	A/R	Shim, 1.25 mm Thick (.0492 in.)				
	P31899	A/R	Shim, 1.30 mm Thick (.0512 in.)				
	P31900	A/R	Shim, 1.35 mm Thick (.0531 in.)				
	P31901	A/R	Shim, 1.40 mm Thick (.0551 in.)				
	P31902	A/R	Shim, 1.45 mm Thick (.0571 in.)				
	P31903	A/R	Shim, 1.50 mm Thick (.0590 in.)				
	P31904	A/R	Shim, 1.55 mm Thick (.0610 in.)				
	P31905	A/R	Shim, 1.60 mm Thick (.0630 in.)				
	P31906	A/R	Shim, 1.65 mm Thick (.0649 in.)				
	P31907	A/R	Shim, 1.70 mm Thick (.0669 in.)				
	P31908	A/R	Shim, 1.75 mm Thick (.0689 in.)				
	P31909	A/R	Shim, 1.80 mm Thick (.0708 in.)				
28	P31891	1	Bearing, Roller				
29	P31892	1	Bearing, Roller				
30	P31910	1	Nut, Slotted				
31	P31850	6	Disc, Outer Clutch				
32	P31851	1	Disc, Outer Clutch				
33	P31847	3	Disc, Inner Clutch, 2.0 mm Thick (.0787 in.)				
34	P31847	A/R	Disc, Inner Clutch, 2.0 mm Thick (.0787 in.)				
	P31848	A/R	Disc, Inner Clutch, 1.5 mm Thick (.0590 in.)				
	P31849	A/R	Disc, Inner Clutch, 2.5 mm Thick (.0984 in.)				
35	P31848	2	Disc, Inner Clutch, 1.5 mm Thick (.0590 in.)				
				2.22			
				844B S/N 531 THRU 6/98			
				CLUTCH ASSEMBLY, REVERSE & 2nd GEAR PAGE 2 of 2			



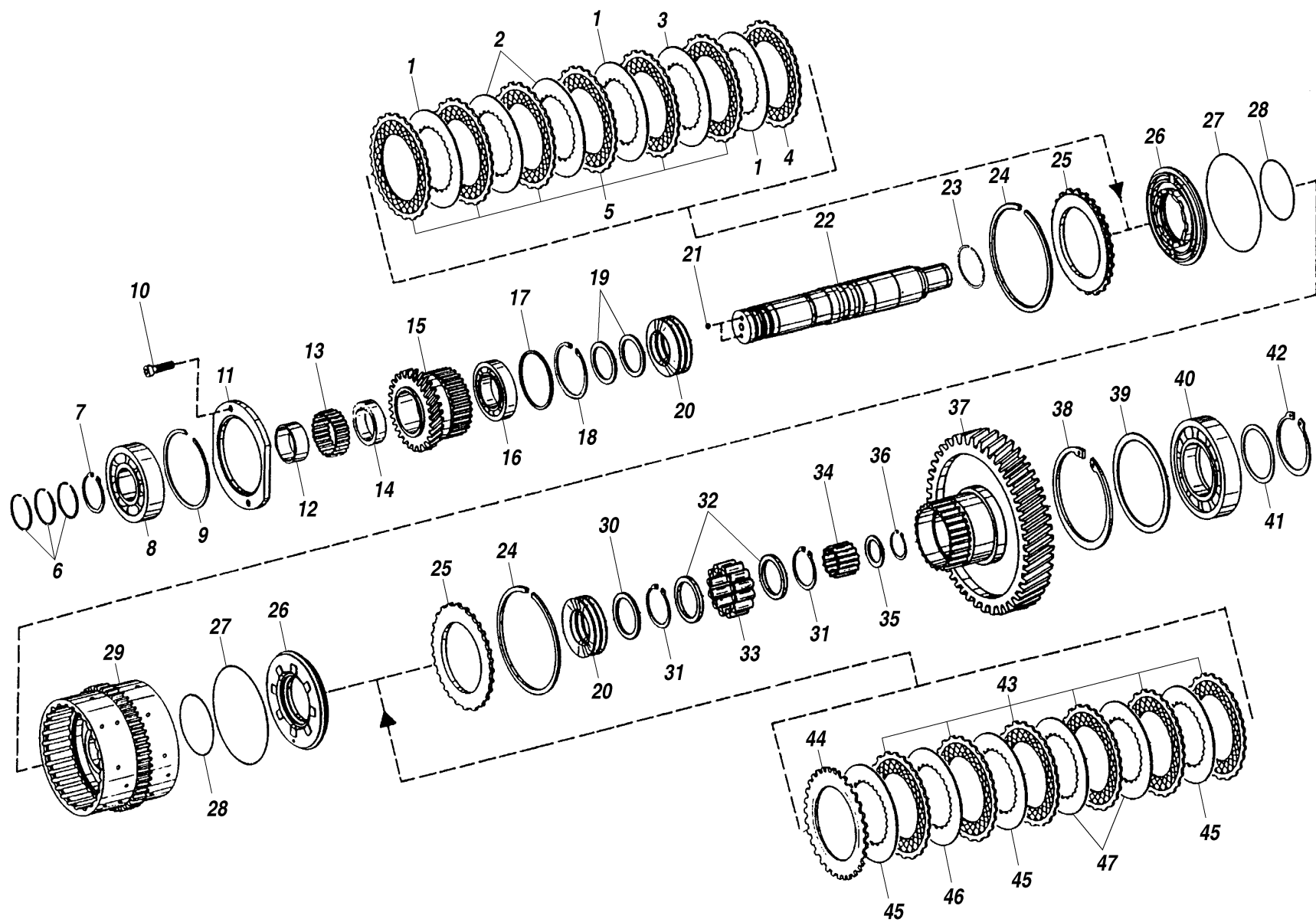
PART				PART			
ITEM	NUMBER	QTY.	DESCRIPTION	ITEM	NUMBER	QTY.	DESCRIPTION
1	P31788	3	Ring, Piston	12	P31916	1	Carrier, Disc
2	P31789	1	Ring, Retaining	13	P31828	1	O-Ring
3	P31912	1	Bearing, Ball	14	P31829	1	O-Ring
4	P31913	1	Ring, Snap	15	P31830	1	Piston
5	P31740	2	Capscrew, Socket Hd., M8 x 35mm	16	P31851	1	Disc, Outer Clutch
6	P31914	1	Washer	17	P31850	6	Disc, Outer Clutch
7	P31915	1	Bushing	18	P31847	3	Disc, Inner Clutch, 2.0 mm Thick (.0787 in.)
8	P31791	A/R	Shim, 1.30 mm Thick (.0512 in.)	19	P31847	A/R	Disc, Inner Clutch, 2.0 mm Thick (.0787 in.)
	P31792	A/R	Shim, 1.35 mm Thick (.0531 in.)		P31848	A/R	Disc, Inner Clutch, 1.5 mm Thick (.0590 in.)
	P31793	A/R	Shim, 1.40 mm Thick (.0551 in.)		P31849	A/R	Disc, Inner Clutch, 2.5 mm Thick (.0984 in.)
	P31794	A/R	Shim, 1.45 mm Thick (.0571 in.)	20	P31848	2	Disc, Inner Clutch, 1.5 mm Thick (.0590 in.)
	P31795	A/R	Shim, 1.50 mm Thick (.0590 in.)	21	P31827	1	Shim, End
	P31796	A/R	Shim, 1.55 mm Thick (.0610 in.)	22	P31826	1	Ring, Snap
	P31797	A/R	Shim, 1.60 mm Thick (.0630 in.)	23	P31825	5	Spring, Cup
	P31798	A/R	Shim, 1.65 mm Thick (.0649 in.)	24	P31919	A/R	Shim, 3.40 mm Thick (1.338 in.)
	P31799	A/R	Shim, 1.70 mm Thick (.0669 in.)		P31920	A/R	Shim, 1.60 mm Thick (.0630 in.)
	P31800	A/R	Shim, 1.75 mm Thick (.0689 in.)	25	P31921	2	Ring, Retaining
	P31801	A/R	Shim, 1.80 mm Thick (.0708 in.)	26	P31918	1	Cage, Roller
	P31802	A/R	Shim, 1.85 mm Thick (.0728 in.)	27	P31922	2	Washer, Thrust
	P31803	A/R	Shim, 1.90 mm Thick (.0748 in.)	28	P31950	1	Cage, Needle
	P31804	A/R	Shim, 1.95 mm Thick (.0768 in.)	29	P31951	1	Shim
	P31805	A/R	Shim, 2.00 mm Thick (.0787 in.)	30	P31952	1	Ring, Retaining
	P31806	A/R	Shim, 2.05 mm Thick (.0807 in.)	31	P31917	1	Gear, Spur
	P31807	A/R	Shim, 2.10 mm Thick (.0827 in.)	32	P31928	1	Ring, Retaining
	P31808	A/R	Shim, 2.15 mm Thick (.0846 in.)	33	P31929	A/R	Washer, 1.00 mm Thick (.0394 in.)
	P31809	A/R	Shim, 2.20 mm Thick (.0866 in.)		P31930	A/R	Washer, 1.05 mm Thick (.0413 in.)
	P31810	A/R	Shim, 2.25 mm Thick (.0886 in.)		P31931	A/R	Washer, 1.10 mm Thick (.0433 in.)
	P31811	A/R	Shim, 2.30 mm Thick (.0905 in.)		P31932	A/R	Washer, 1.15 mm Thick (.0453 in.)
	P31812	A/R	Shim, 2.35 mm Thick (.0925 in.)		P31933	A/R	Washer, 1.20 mm Thick (.0472 in.)
	P31813	A/R	Shim, 2.40 mm Thick (.0945 in.)		P31934	A/R	Washer, 1.25 mm Thick (.0492 in.)
	P31814	A/R	Shim, 2.45 mm Thick (.0964 in.)		P31935	A/R	Washer, 1.30 mm Thick (.0512 in.)
	P31815	A/R	Shim, 2.50 mm Thick (.0984 in.)		P31936	A/R	Washer, 1.35 mm Thick (.0531 in.)
	P31816	A/R	Shim, 2.55 mm Thick (.1004 in.)		P31937	A/R	Washer, 1.40 mm Thick (.0551 in.)
	P31817	A/R	Shim, 2.60 mm Thick (.1023 in.)	34	P31927	1	Bearing, Roller
	P31818	A/R	Shim, 2.65 mm Thick (.1043 in.)				
	P31819	A/R	Shim, 2.70 mm Thick (.1063 in.)				
	P31820	A/R	Shim, 2.75 mm Thick (.1082 in.)				
	P31821	A/R	Shim, 2.80 mm Thick (.1102 in.)				
9	P31761	2	Ball				
10	P31911	1	Shaft				
11	P31832	1	Ring, Snap				
				</			



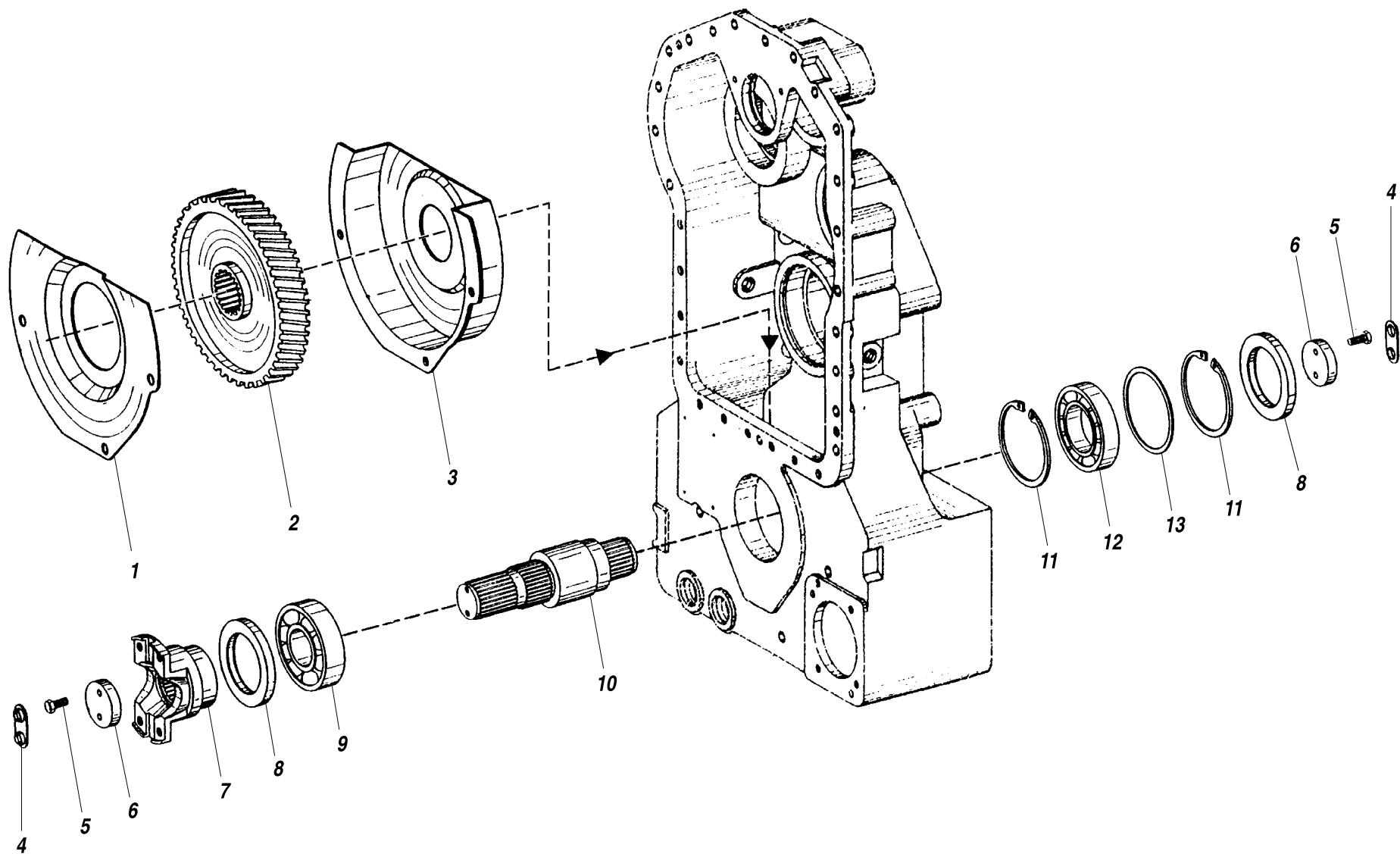
ITEM	PART NUMBER	QTY.	DESCRIPTION	ITEM	PART NUMBER	QTY.	DESCRIPTION
35	P31938	A/R	Shim, 0.80 mm Thick (.0315 in.)				
	P31939	A/R	Shim, 0.85 mm Thick (.0335 in.)				
	P31940	A/R	Shim, 0.90 mm Thick (.0354 in.)				
	P31941	A/R	Shim, 0.95 mm Thick (.0374 in.)				
	P31942	A/R	Shim, 1.00 mm Thick (.0394 in.)				
	P31943	A/R	Shim, 1.05 mm Thick (.0413 in.)				
	P31944	A/R	Shim, 1.10 mm Thick (.0433 in.)				
	P31945	A/R	Shim, 1.15 mm Thick (.0453 in.)				
	P31946	A/R	Shim, 1.20 mm Thick (.0472 in.)				
	P31947	A/R	Shim, 1.25 mm Thick (.0492 in.)				
	P31948	A/R	Shim, 1.30 mm Thick (.0512 in.)				
36	P31949	1	Ring, Retaining				
				</			



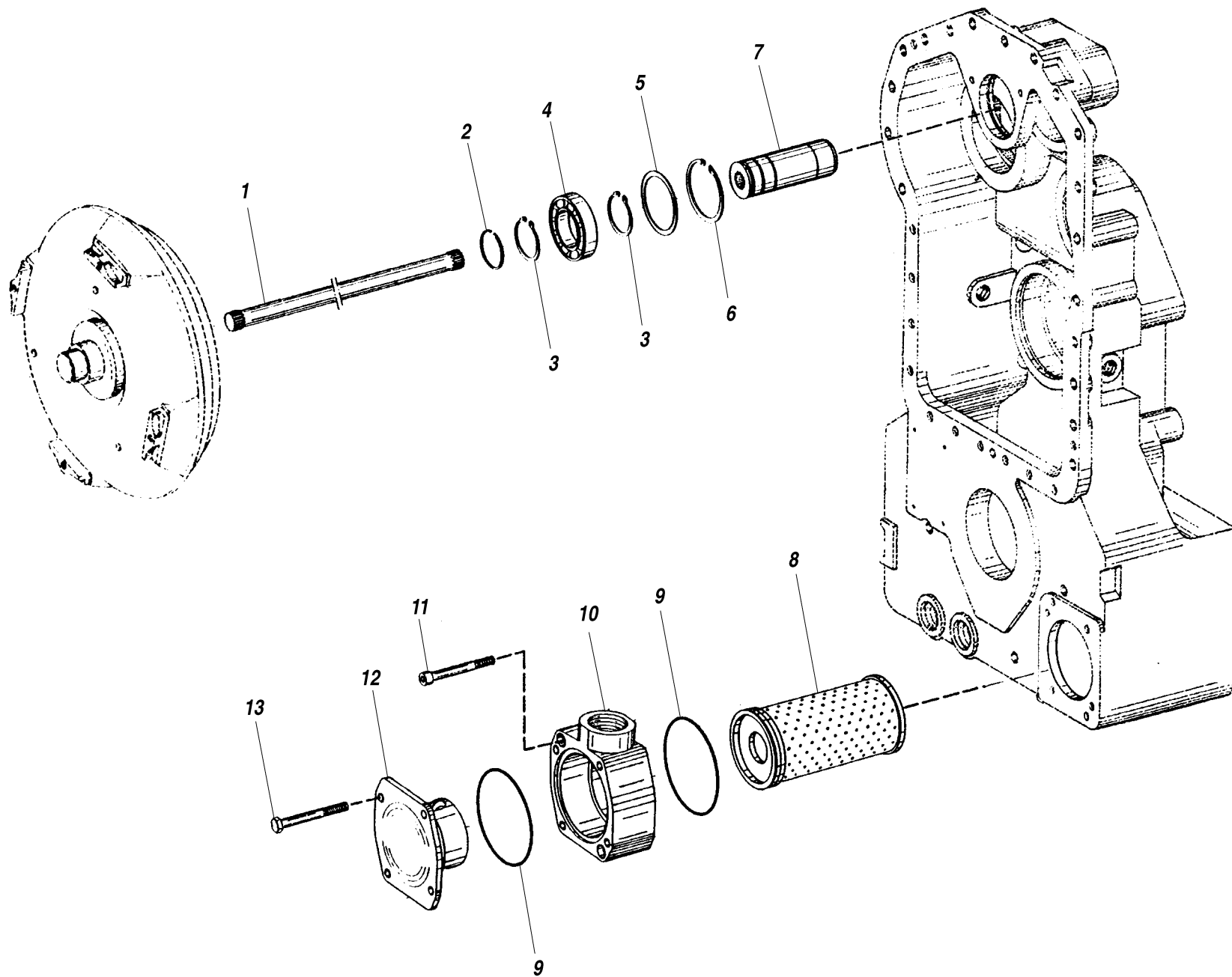
PART				PART			
ITEM	NUMBER	QTY.	DESCRIPTION	ITEM	NUMBER	QTY.	DESCRIPTION
1	P31847	3	Disc, Inner Clutch, 2.0 mm Thick (.0787 in.)		P31807	A/R	Shim, 2.10 mm Thick (.0827 in.)
2	P31848	2	Disc, Inner Clutch, 1.5 mm Thick (.0590 in.)		P31808	A/R	Shim, 2.15 mm Thick (.0846 in.)
3	P31847	A/R	Disc, Inner Clutch, 2.0 mm Thick (.0787 in.)		P31809	A/R	Shim, 2.20 mm Thick (.0866 in.)
	P31848	A/R	Disc, Inner Clutch, 1.5 mm Thick (.0590 in.)		P31810	A/R	Shim, 2.25 mm Thick (.0886 in.)
	P31849	A/R	Disc, Inner Clutch, 2.5 mm Thick (.0984 in.)		P31811	A/R	Shim, 2.30 mm Thick (.0905 in.)
4	P31851	1	Disc, Outer Clutch		P31812	A/R	Shim, 2.35 mm Thick (.0925 in.)
5	P31850	6	Disc, Outer Clutch		P31813	A/R	Shim, 2.40 mm Thick (.0945 in.)
6	P31788	3	Ring, Piston		P31814	A/R	Shim, 2.45 mm Thick (.0964 in.)
7	P31789	1	Ring, Retaining		P31815	A/R	Shim, 2.50 mm Thick (.0984 in.)
8	P31912	1	Bearing, Ball		P31816	A/R	Shim, 2.55 mm Thick (.1004 in.)
9	P31913	3	Ring, Snap		P31817	A/R	Shim, 2.60 mm Thick (.1023 in.)
10	P31740	2	Capscrew, Socket Hd. M8 x 35mm		P31818	A/R	Shim, 2.65 mm Thick (.1043 in.)
11	P31914	1	Washer		P31819	A/R	Shim, 2.70 mm Thick (.1063 in.)
12	P32105	1	Ring, Internal		P31820	A/R	Shim, 2.75 mm Thick (.1082 in.)
13	P32104	1	Needle Cage		P31821	A/R	Shim, 2.80 mm Thick (.1102 in.)
14	P32106	1	Bushing	20	P31825	10	Spring, Cup
15	P32103	1	Gear, Spur	21	P31761	2	Ball
16	P31824	1	Bearing, Ball	22	P31911	1	Shaft
17	P31834	A/R	Shim, 0.80 mm Thick (.0315 in.)	23	P31832	1	Ring, Snap
	P31835	A/R	Shim, 0.90 mm Thick (.0354 in.)	24	P31826	2	Ring, Snap
	P31836	A/R	Shim, 1.00 mm Thick (.0394 in.)	25	P31827	2	Shim, End
	P31837	A/R	Shim, 1.10 mm Thick (.0433 in.)	26	P31830	2	Piston
	P31838	A/R	Shim, 1.20 mm Thick (.0472 in.)	27	P31829	2	O-Ring
	P31839	A/R	Shim, 1.30 mm Thick (.0512 in.)	28	P31828	2	O-Ring
18	P32107	1	Retaining, Ring	29	P31916	1	Carrier, Disc
19	P31791	A/R	Shim, 1.30 mm Thick (.0512 in.)	30	P31919	A/R	Shim, 3.40 mm Thick (.1339 in.)
	P31792	A/R	Shim, 1.35 mm Thick (.0531 in.)		P31920	A/R	Shim, 1.60 mm Thick (.0630 in.)
	P31793	A/R	Shim, 1.40 mm Thick (.0551 in.)	31	P31921	2	Ring, Retaining
	P31794	A/R	Shim, 1.45 mm Thick (.0571 in.)	32	P31922	2	Washer, Thrust
	P31795	A/R	Shim, 1.50 mm Thick (.0590 in.)				
	P31796	A/R	Shim, 1.55 mm Thick (.0610 in.)				
	P31797	A/R	Shim, 1.60 mm Thick (.0630 in.)				
	P31798	A/R	Shim, 1.65 mm Thick (.0649 in.)				
	P31799	A/R	Shim, 1.70 mm Thick (.0669 in.)				
	P31800	A/R	Shim, 1.75 mm Thick (.0689 in.)				
	P31801	A/R	Shim, 1.80 mm Thick (.0708 in.)				
	P31802	A/R	Shim, 1.85 mm Thick (.0728 in.)				
	P31803	A/R	Shim, 1.90 mm Thick (.0748 in.)				
	P31804	A/R	Shim, 1.95 mm Thick (.0768 in.)				
	P31805	A/R	Shim, 2.00 mm Thick (.0787 in.)				
	P31806	A/R	Shim, 2.05 mm Thick (.0807 in.)				



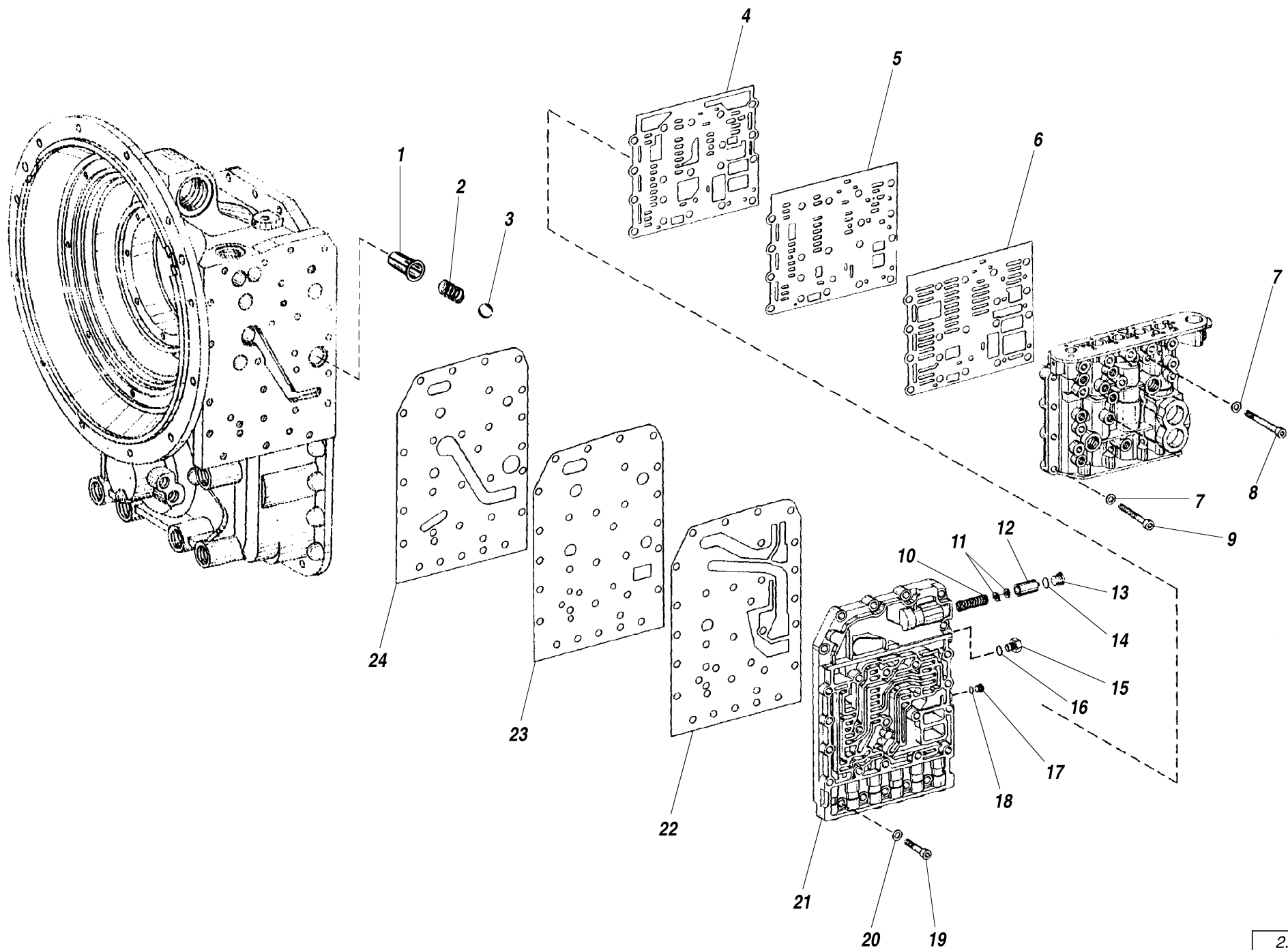
PART				PART			
ITEM	NUMBER	QTY.	DESCRIPTION	ITEM	NUMBER	QTY.	DESCRIPTION
35	P31929	A/R	Washer, 1.00 mm Thick (.0394 in.)				
	P31930	A/R	Washer, 1.05 mm Thick (.0413 in.)				
	P31931	A/R	Washer, 1.10 mm Thick (.0433 in.)				
	P31932	A/R	Washer, 1.15 mm Thick (.0453 in.)				
	P31933	A/R	Washer, 1.20 mm Thick (.0472 in.)				
	P31934	A/R	Washer, 1.25 mm Thick (.0492 in.)				
	P31935	A/R	Washer, 1.30 mm Thick (.0512 in.)				
	P31936	A/R	Washer, 1.35 mm Thick (.0531 in.)				
	P31937	A/R	Washer, 1.40 mm Thick (.0551 in.)				
36	P31927	1	Bearing, Roller				
37	P31938	A/R	Shim, 0.80 mm Thick (.0315 in.)				
	P31939	A/R	Shim, 0.85 mm Thick (.0335 in.)				
	P31940	A/R	Shim, 0.90 mm Thick (.0354 in.)				
	P31941	A/R	Shim, 0.95 mm Thick (.0374 in.)				
	P31942	A/R	Shim, 1.00 mm Thick (.0394 in.)				
	P31943	A/R	Shim, 1.05 mm Thick (.0413 in.)				
	P31944	A/R	Shim, 1.10 mm Thick (.0433 in.)				
	P31945	A/R	Shim, 1.15 mm Thick (.0453 in.)				
	P31946	A/R	Shim, 1.20 mm Thick (.0472 in.)				
P31947	A/R	Shim, 1.25 mm Thick (.0492 in.)					
P31948	A/R	Shim, 1.30 mm Thick (.0512 in.)					
38	P31949	1	Ring, Retaining				
39	P31850	6	Disc, Inner Clutch				
40	P31851	1	Disc, Inner Clutch				
41	P31847	3	Disc, Inner Clutch, 2.0 mm Thick (.0787 in.)				
42	P31847	A/R	Disc, Inner Clutch, 2.0 mm Thick (.0787 in.)				
	P31848	A/R	Disc, Inner Clutch, 1.5 mm Thick (.0590 in.)				
	P31849	A/R	Disc, Inner Clutch, 2.5 mm Thick (.0984 in.)				
43	P31848	2	Disc, Inner Clutch, 1.5 mm Thick (.0590 in.)				



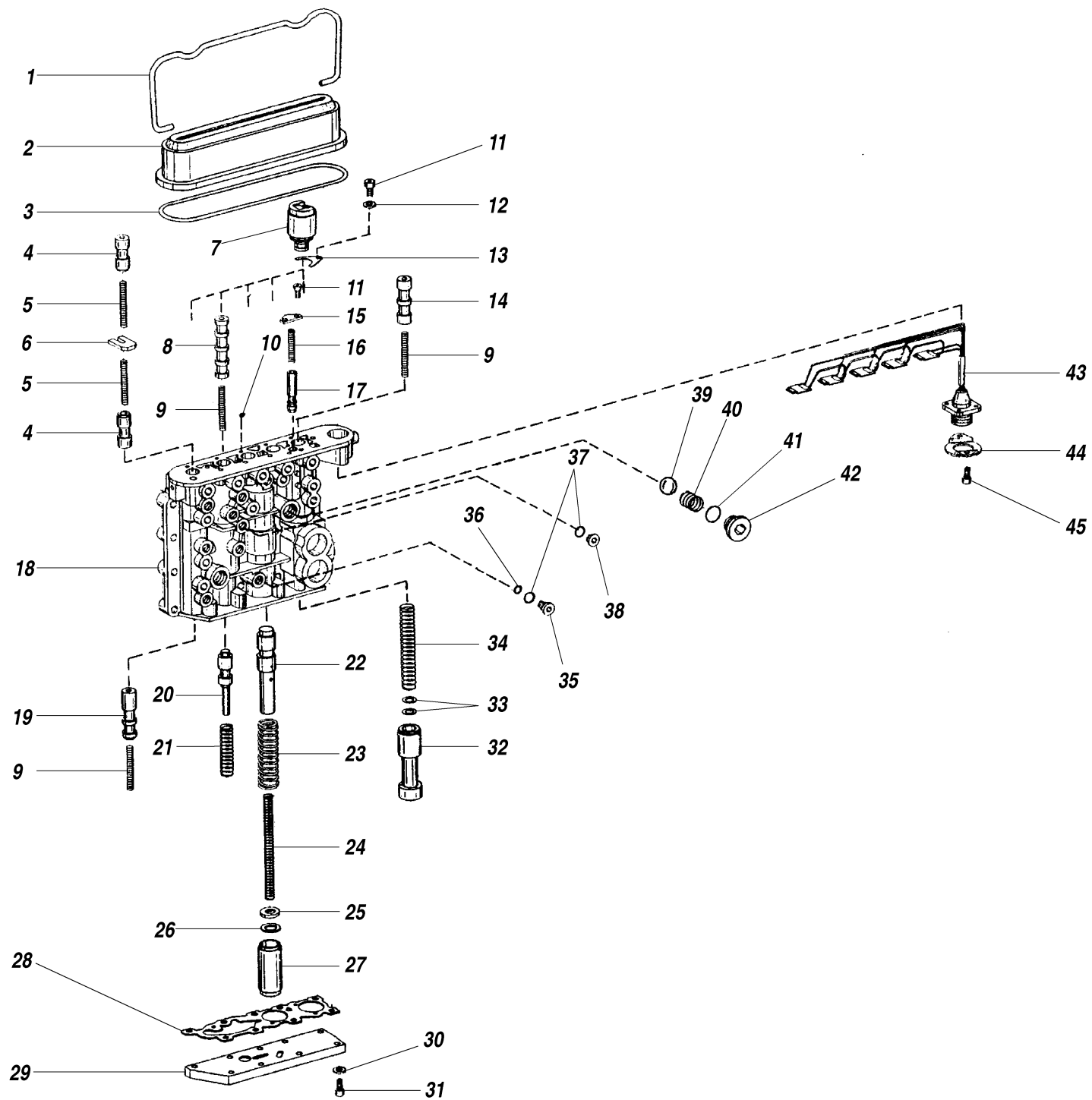
PART				PART			
ITEM	NUMBER	QTY.	DESCRIPTION	ITEM	NUMBER	QTY.	DESCRIPTION
1	P31739	1	Shield, Plate				
2	P31954	1	Gear, Output				
3	P31738	1	Cover, Output Gear				
4	P31958	2	Washer, Tab				
5	P31959	4	Capscrew, Hx., M8 × 25mm				
6	P31957	2	Washer				
7	P31956	1	Flange, Input				
8	P31977	2	Seal, Shaft				
9	P31955	1	Bearing, Ball				
10	P31953	1	Shaft, Output				
11	P31961	2	Ring, Retaining				
12	P31960	1	Bearing, Ball				
13	P31962	A/R	Shim, 1.00 mm Thick (.0394 in.)				
	P31963	A/R	Shim, 1.05 mm Thick (.0413 in.)				
	P31964	A/R	Shim, 1.10 mm Thick (.0433 in.)				
	P31965	A/R	Shim, 1.15 mm Thick (.0453 in.)				
	P31966	A/R	Shim, 1.20 mm Thick (.0472 in.)				
	P31967	A/R	Shim, 1.25 mm Thick (.0492 in.)				
	P31968	A/R	Shim, 1.30 mm Thick (.0512 in.)				
	P31969	A/R	Shim, 1.35 mm Thick (.0531 in.)				
	P31970	A/R	Shim, 1.40 mm Thick (.0551 in.)				
	P31971	A/R	Shim, 1.45 mm Thick (.0571 in.)				
	P31972	A/R	Shim, 1.50 mm Thick (.0590 in.)				
	P31973	A/R	Shim, 1.55 mm Thick (.0610 in.)				
	P31974	A/R	Shim, 1.60 mm Thick (.0630 in.)				
	P31975	A/R	Shim, 1.65 mm Thick (.0649 in.)				
	P31976	A/R	Shim, 1.70 mm Thick (.0669 in.)				



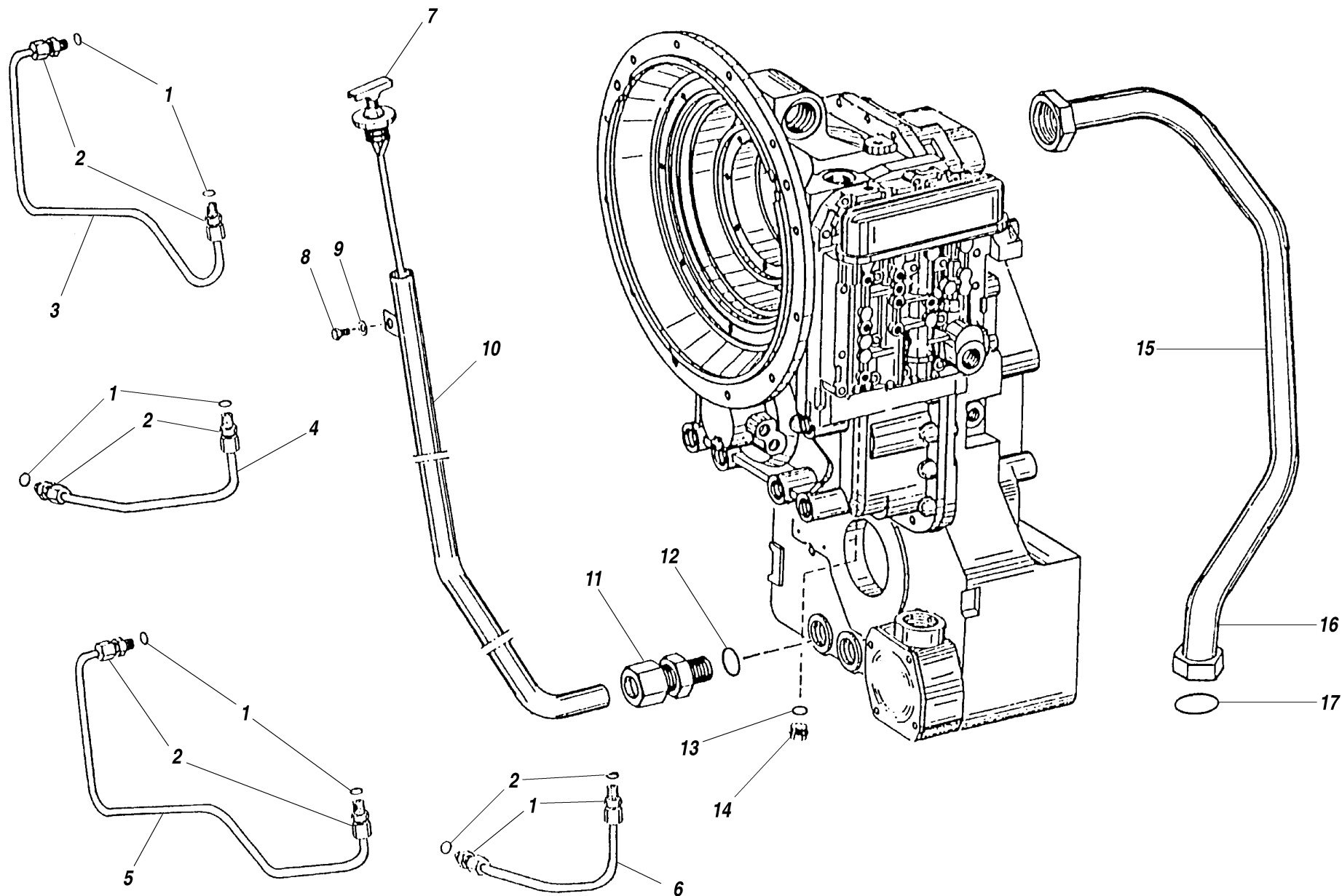
PART				PART			
ITEM	NUMBER	QTY.	DESCRIPTION	ITEM	NUMBER	QTY.	DESCRIPTION
1	P31989	1	Shaft, Central				
2	P31733	1	Ring, Piston				
3	P31845	2	Ring, Retaining				
4	P31991	1	Bearing, Ball				
5	P31992	A/R	Shim, 1.00 mm Thick (.0394 in.)				
	P31993	A/R	Shim, 1.05 mm Thick (.0413 in.)				
	P31994	A/R	Shim, 1.10 mm Thick (.0433 in.)				
	P31995	A/R	Shim, 1.15 mm Thick (.0453 in.)				
	P31996	A/R	Shim, 1.20 mm Thick (.0472 in.)				
	P31997	A/R	Shim, 1.25 mm Thick (.0492 in.)				
	P31998	A/R	Shim, 1.30 mm Thick (.0512 in.)				
	P31999	A/R	Shim, 1.35 mm Thick (.0531 in.)				
	P32000	A/R	Shim, 1.40 mm Thick (.0551 in.)				
	P32001	A/R	Shim, 1.45 mm Thick (.0571 in.)				
	P32002	A/R	Shim, 1.50 mm Thick (.0590 in.)				
	P32003	A/R	Shim, 1.55 mm Thick (.0610 in.)				
	P32004	A/R	Shim, 1.60 mm Thick (.0630 in.)				
6	P32005	1	Ring, Retaining				
7	P31990	1	Bushing				
8	P31926	1	Filter				
9	P31925	2	O-Ring				
10	P31923	1	Fixture, Holding				
11	P04866	2	Capscrew, Socket Hd., M8 × 60mm				
12	P31924	1	Cover				
13	P04114	4	Capscrew, Hx., M8 × 75mm				



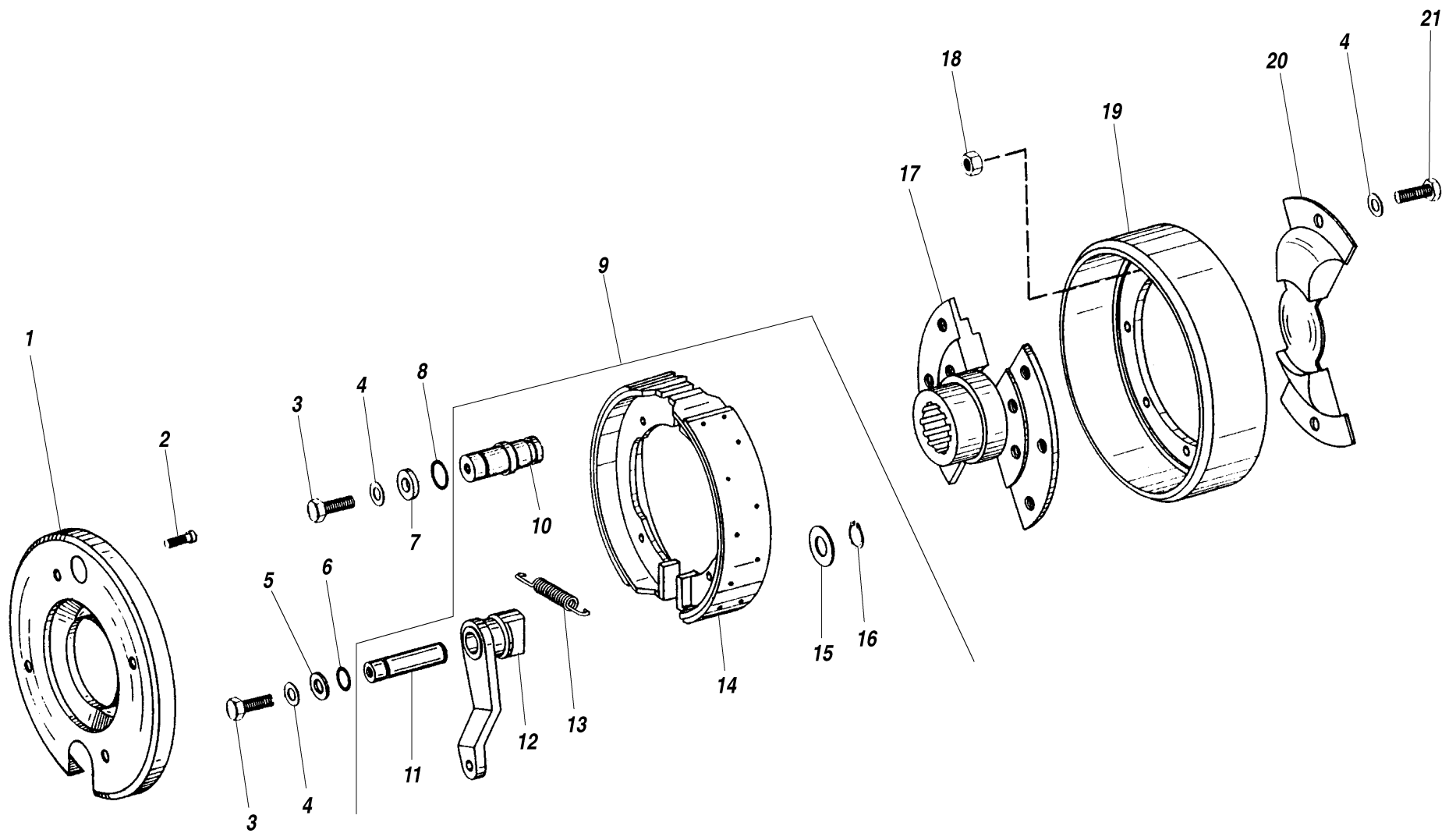
PART				PART			
ITEM	NUMBER	QTY.	DESCRIPTION	ITEM	NUMBER	QTY.	DESCRIPTION
1	P32074	1	Valve Insert				
2	P32075	1	Spring, Compression				
3	P32071	1	Ball				
4	P32011	1	Gasket				
5	P32012	1	Plate, Cover				
6	P32013	1	Gasket				
7	P31710	17	Washer				
8	P32016	1	Capscrew, Socket Hd., M8 × 85mm				
9	P32014	16	Capscrew, Socket Hd., M8 × 65mm				
10	P32023	1	Spring, Compression				
11	P32022	2	Washer				
12	P32021	1	Spool, Valve				
13	P32024	1	Plug, Screw				
14	P32025	1	O-Ring				
15	P32019	1	Adapter				
16	P32020	1	O-Ring				
17	P32017	1	Plug, Screw				
18	P31709	1	O-Ring				
19	P32010	11	Capscrew, Socket Hd., M8 × 35mm				
20	P31710	11	Washer				
21	P32009	1	Plate, Duct				
22	P32008	1	Gasket				
23	P32007	1	Plate, Cover				
24	P32006	1	Gasket				



ITEM	PART NUMBER	QTY.	DESCRIPTION	ITEM	PART NUMBER	QTY.	DESCRIPTION
	37728X	1	Control Valve Assembly - 4 Speed (Includes Items 1–45)		P32032	A/R	Orifice, .70mm (.0275 in.)
					P32033	A/R	Orifice, .75mm (.0296 in.)
					P32034	A/R	Orifice, .80mm (.0315 in.)
1	P32070	1	Bracket, Clamp		P32035	A/R	Orifice, .85mm (.0335 in.)
2	P32068	1	Cover		P32036	A/R	Orifice, .90mm (.0354 in.)
3	P32069	1	O-Ring	36	P32037	1	O-Ring
4	P32050	2	Piston	37	P31709	9	O-Ring
5	P32049	2	Spring, Compression	38	P32017	8	Plug, Screw
6	P32048	1	Plate, Stop	39	P32071	2	Ball
7	P32062	5	Valve, Solenoid	40	P32072	2	Spring, Compression
8	P32055	1	Piston	41	P32018	2	O-Ring
9	P32049	3	Spring, Compression	42	P32073	2	Plug, Screw
10	P32061	10	Ball	43	P32065	1	Harness, Wiring
11	P32060	7	Capscrew, Socket Hd., M5 × 12mm	44	P32067	1	Plate, Support
12	P32064	5	Washer	45	P32066	2	Capscrew, Socket Hd., M6 × 16mm
13	P32063	5	Plate, Fixing				
14	P32056	1	Piston				
15	P32059	1	Plate, Cover				
16	P32058	1	Spring, Compression				
17	P32057	1	Valve, Reduction				
18	P32026	1	Housing, Valve				
19	P32051	1	Piston				
20	P32046	1	Piston				
21	P32047	1	Spring, Compression				
22	P32038	1	Piston				
23	P32039	1	Spring, Compression				
24	P32040	1	Spring, Compression				
25	P32042	1	Washer				
26	P32043	A/R	Shim, 2.00mm (.0787 in.)				
	P32044	A/R	Shim, 1.00mm (.0394 in.)				
	P32045	A/R	Shim, .050mm (.0197 in.)				
27	P32041	1	Piston				
28	P32052	1	Gasket				
29	P32053	1	Cover				
30	P32015	9	Washer				
31	P32054	9	Capscrew, Socket Hd., M6 × 20mm				
32	P32028	1	Piston				
33	P32029	1	Ring, Shim				
34	P32027	1	Spring, Compression				
35	P32030	A/R	Orifice, .60mm (.0236 in.)				
	P32031	A/R	Orifice, .65mm (.0256 in.)				
				844B S/N 531 THRU			
				CONTROL VALVE ASSEMBLY			
				2.28			
				6/98			



PART				PART			
ITEM	NUMBER	QTY.	DESCRIPTION	ITEM	NUMBER	QTY.	DESCRIPTION
1	P32085	8	O-Ring				
2	P32084	8	Pipe, Union				
3	P32087	1	Pipe				
4	P32088	1	Pipe				
5	P32086	1	Pipe				
6	P32109	1	Pipe				
7	P32080	1	Oil Dipstick				
8	P32081	1	Capscrew, Hx., M20 x 20mm				
9	P32082	1	Flatwasher				
10	①P32126	1	Oil Level Tube				
11	P32078	1	Pipe Union				
12	P31743	1	O-Ring				
13	P32092	2	Plug, Screw				
14	P32085	2	O-Ring				
15	P32089	1	Suction Tube				
16	P32090	2	Pipe Union				
17	P32091	2	O-Ring				



ITEM	PART NUMBER	QTY.	DESCRIPTION	ITEM	PART NUMBER	QTY.	DESCRIPTION
1	P32096	1	Plate, Cover				
2	P31980	4	Capscrew, Socket Hd., M6 × 10mm				
3	P32101	2	Capscrew, Hx., M10 × 22mm				
4	P32095	10	Washer				
5	P32100	1	Washer				
6	P31978	1	O-Ring				
7	P32099	1	Washer				
8	P31979	1	O-Ring				
9	P31981	1	Coupling, Brake (Includes Items 10–16)				
10	P31984	1	Pin, Anchor				
11	P31985	1	Pin				
12	P31988	1	Brake Cam				
13	P31983	2	Spring, Tension				
14	P31982	2	Coupling, Brake Shoe				
15	P31986	1	Washer				
16	P31987	1	Circlip				
17	P32097	1	Output Flange				
18	P31751	2	Nut, Hx., M10				
19	P32093	1	Drum, Brake				
20	P32098	1	Cover Plate				
21	P32094	8	Capscrew, Hx., M10 × 25mm				

TABLE OF CONTENTS

Section 3 — Frame and Platform

Main Frame Assembly (S/N 101 – 1139) 3.1

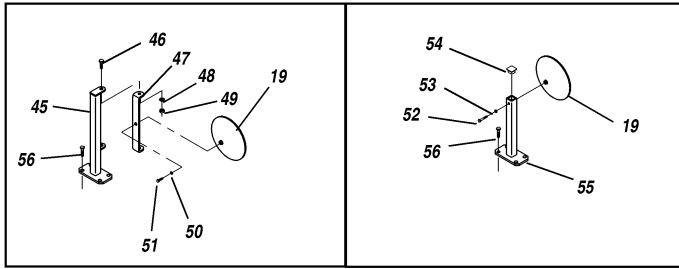
Main Frame Assembly (S/N 1140 Thru) 3.1.1

Operators Platform Assembly (S/N 101 – 536 & 538) 3.2

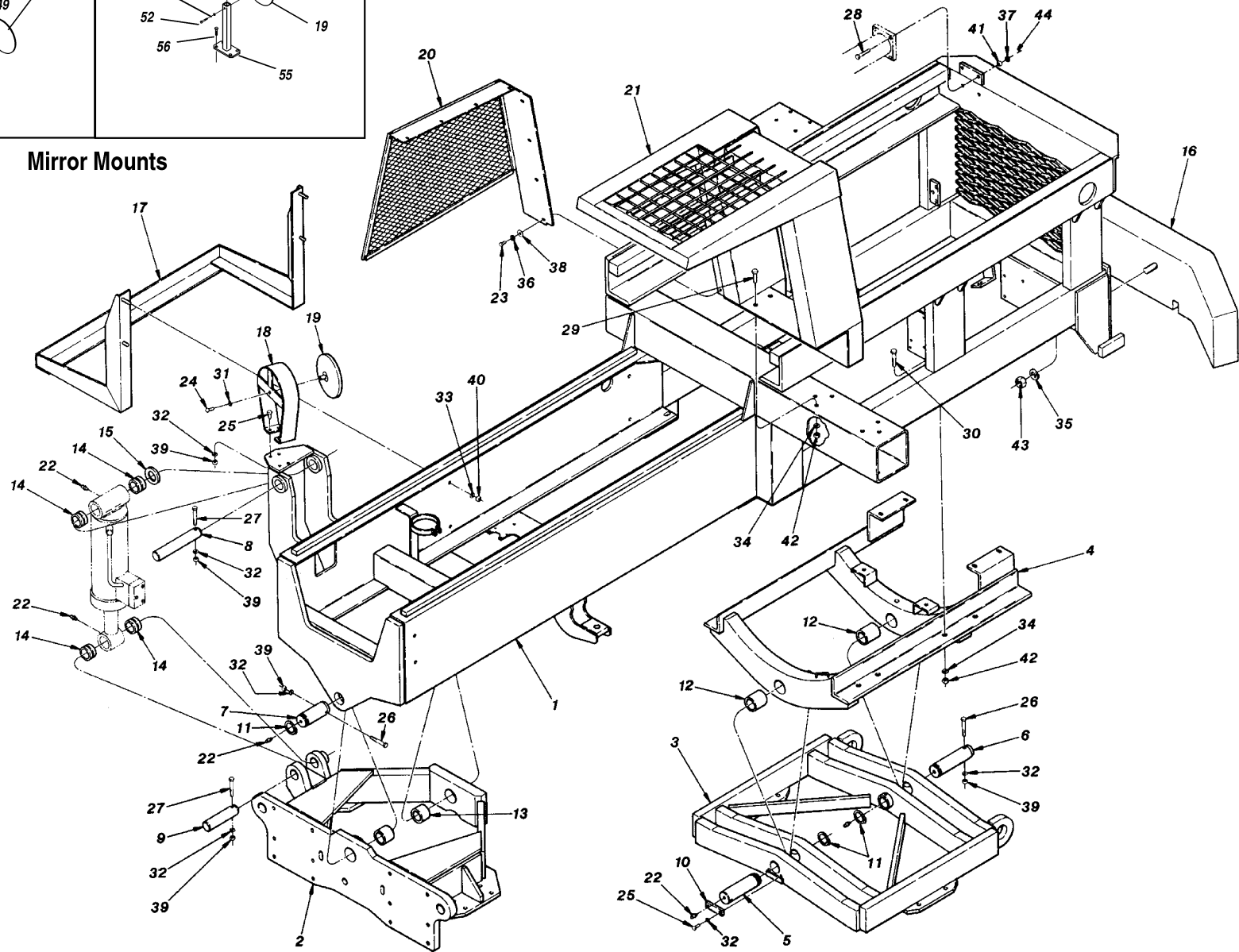
Operators Platform Assembly (S/N 537, 539 Thru) 3.2.1

Instrument Panel Assembly (S/N 101 – 530) 3.3

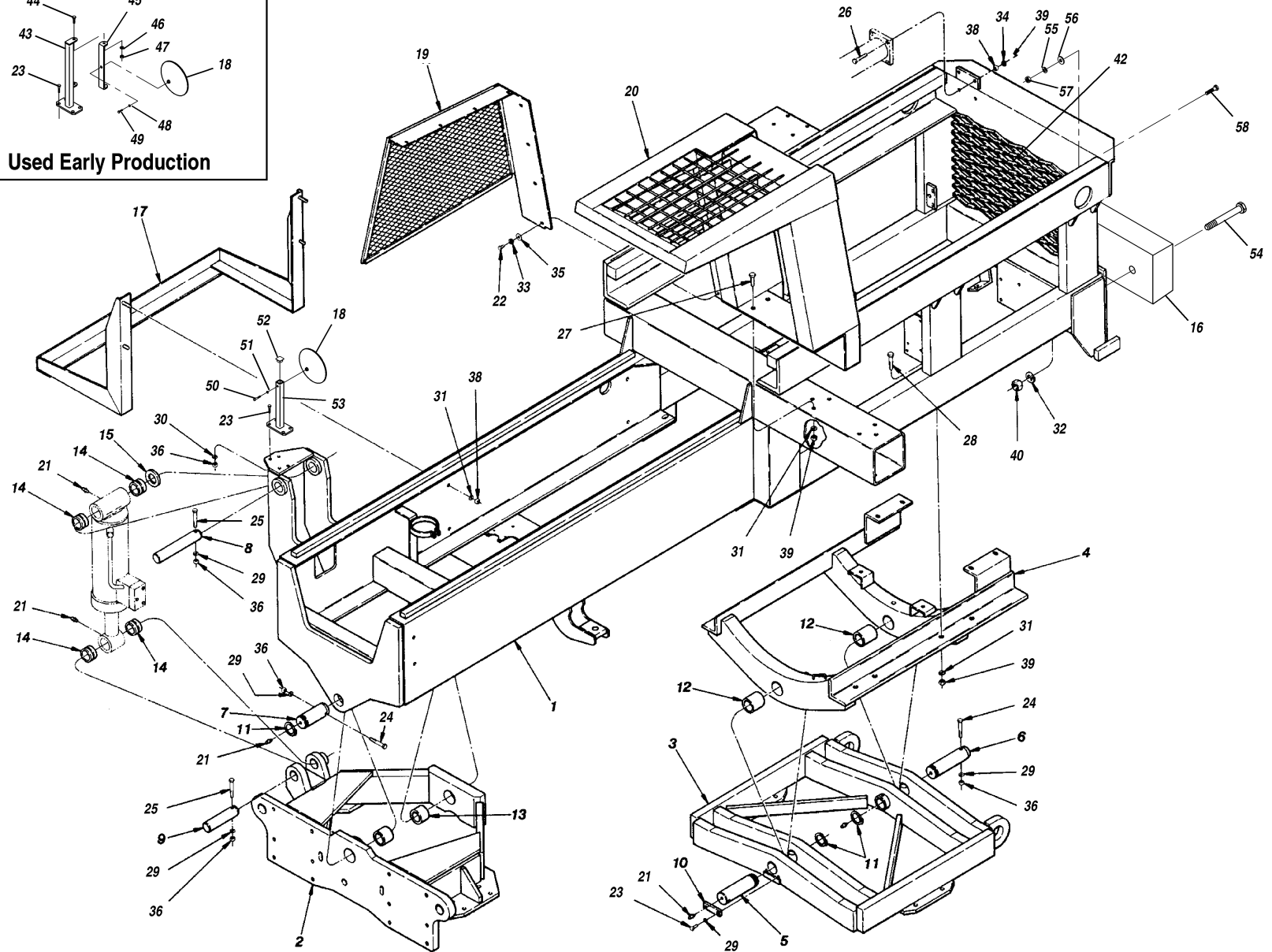
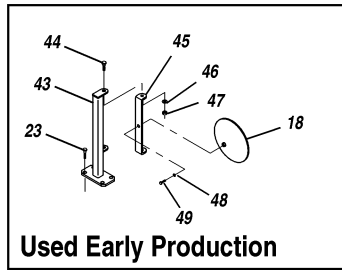
Instrument Panel Assembly (S/N 531 Thru) 3.3.1



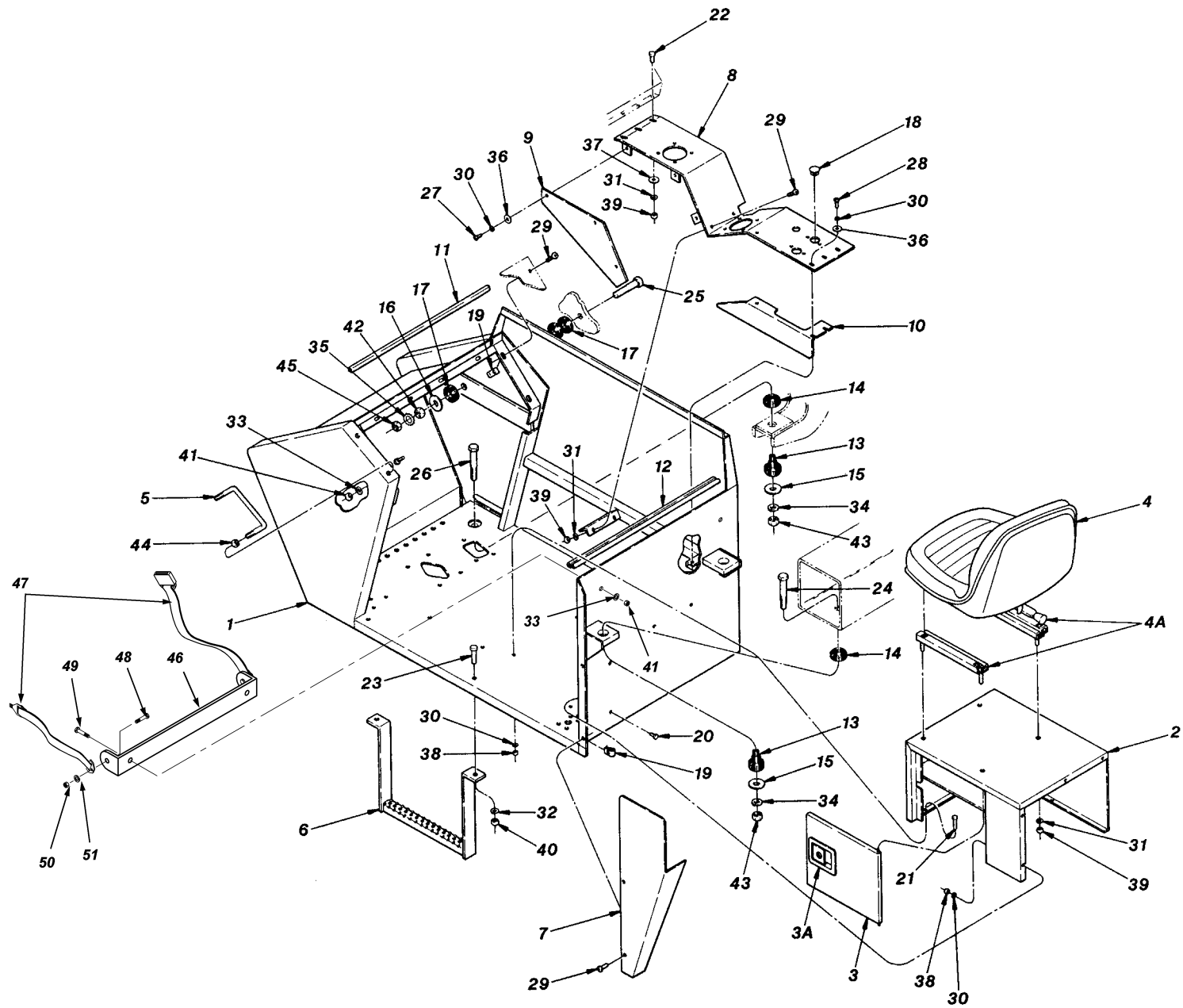
Mirror Mounts



ITEM	PART NUMBER	QTY.	DESCRIPTION	ITEM	PART NUMBER	QTY.	DESCRIPTION
1	①N.S.S	1	Main Frame	38	P01402	8	Flatwasher, 1/4"
2	25980D	1	Oscillation Frame, Front	39	P01508	8	Nut, Hx., 3/8"-16
3	22834D	1	Oscillation Frame, Rear	40	P01510	6	Nut, Hx., 1/2"-13
4	30337D	1	Subframe	41	P01533	4	Nut, Hx., 1/2"-20
5	22864B	1	Pin, Rear Oscillation Frame, Front Pivot	42	P01536	14	Nut, Hx. 3/4"-16
6	22870B	1	Pin, Rear Oscillation Frame, Rear Pivot	43	P01515	2	Nut, Hx., 1"-8
7	23022A	2	Pin, Front Oscillation Frame	44	P01583	4	Jam Nut, Hx., 1/2"-20
8	24732A	1	Pin, Frame Tilt Cylinder - Upper	45	②35015B	1	Bracket, Mirror
9	24733A	1	Pin, Frame Tilt Cylinder - Lower	46	P00204	2	Capscrew, Hx., 3/8"-16 x 1"
10	15614A	1	Clip, Pin Holder	47	③35200A	1	Adapter Bracket, Mirror
11	P19477	4	Retaining Ring	48	P01310	2	Lockwasher, 3/8"
12	P28790	2	Bushing, Rear Oscillation Frame - Subframe	49	P01508	2	Nut, Hx., 3/8"-16
13	P26493	2	Bushing, Front Oscillation Frame	50	P01308	1	Lockwasher, 1/4"
14	P19106	4	Bushing, Frame Tilt Cylinder	51	P00005	1	Capscrew, Hx., 1/4"-20 x 1"
15	P33162	A/R	Shim, Frame Tilt Cylinder - 10 Gauge	52	P00008	1	Capscrew, Hx., 1/4"-20 x 1 3/4"
	P21586	A/R	Shim, Frame Tilt Cylinder - 14 Gauge	53	P01308	1	Lockwasher, 1/4"
	P33164	A/R	Shim, Frame Tilt Cylinder - 20 Gauge	54	37299X	1	Plug, End Cap
16	30368C	1	Counterweight, 950 lbs.	55	38513C	1	Mounting Bracket, Mirror
17	②25598C	1	Tank Support Mount	56	P00205	4	Bolt, Hx., 1/4"-20 x 1"
18	17164C	1	Guard, Mirror				
19	P21368	1	Mirror, Convex, 8" Dia. (Used with Item 18)	REF	65607D	1	Rail Kit, Main Frame
	P32579	-	Mirror, Convex, 10" Dia. (Used with Item 45)				
	P30213	-	Mirror, Convex, 12" Dia.	REF	22913A	2	Rail, Rear Transfer
20	30332D	1	Side Screen Guard				
21	30290D	1	Overhead Guard				
22	P16611	6	Grease Fitting				
23	P00003	8	Bolt, Hx., 1/4"-20 x 3/4"				
24	P00005	1	Bolt, Hx., 1/4"-20 x 1"				
25	P00205	6	Bolt, Hx., 3/8"-16 x 1 1/4"				
26	P00212	3	Bolt, Hx., 3/8"-16 x 3"				
27	P00215	2	Bolt, Hx., 3/8"-16 x 3 3/4"				
28	P00484	4	Bolt, Hx., 1/2"-20 x 2 1/4" GR8				
29	P00777	6	Bolt, Hx., 3/4"-16 x 2" GR8				
30	P00788	8	Bolt, Hx., 3/4"-16 x 2 1/4" GR8				
31	P01308	1	Lockwasher, 1/4"				
32	P01310	11	Lockwasher, 3/8"				
33	P01312	6	Lockwasher, 1/2"				
34	P01315	12	Lockwasher, 3/4"				
35	P01317	2	Lockwasher, 1"				
36	P01357	8	Starwasher, 1/4"				
37	P01361	4	Starwasher, 1/2"				
				NOTES:			
				① Consult Factory.			
				② For S/N 495-498 & 500-530, Use 28284D.			
				③ Use Items 54 & 55 for Replacement.			
							3.1
				844B S/N 101 -1139			6/98
				MAIN FRAME ASSEMBLY			



ITEM	PART NUMBER	QTY.	DESCRIPTION	ITEM	PART NUMBER	QTY.	DESCRIPTION
1	①N.S.S	1	Main Frame	40	P01515	2	Nut, Hx., 1"-8
2	25980D	1	Oscillation Frame, Front	41	P01583	4	Jam Nut, Hx., 1/2"-20
3	35564D	1	Oscillation Frame, Rear	42	③35645B	1	Rear Grille
4	35051D	1	Subframe	43	④35015B	1	Bracket, Mirror
5	22870B	1	Pin, Rear Oscillation Frame, Front Pivot	44	P00204	2	Capscrew, Hx., 3/8"-16 x 1"
6	22870B	1	Pin, Rear Oscillation Frame, Rear Pivot	45	④35200A	1	Adapter Bracket, Mirror
7	23022A	2	Pin, Front Oscillation Frame	46	P01310	2	Lockwasher, 3/8"
8	24732A	1	Pin, Frame Tilt Cylinder - Upper	47	P01508	2	Nut, Hx., 3/8"-16
9	24733A	1	Pin, Frame Tilt Cylinder - Lower	48	P01308	1	Lockwasher, 1/4"
10	15614A	1	Clip, Pin Holder	49	P00005	1	Capscrew, Hx., 1/4"-20 x 1"
11	P19477	4	Retaining Ring	50	P00008	1	Capscrew, Hx., 1/4"-20 x 1 3/4"
12	P28790	2	Bushing, Rear Oscillation Frame - Subframe	51	P01308	1	Lockwasher, 1/4"
13	P26493	2	Bushing, Front Oscillation Frame	52	37299X	1	Plug, End Cap
14	P19106	4	Bushing, Frame Tilt Cylinder	53	38513C	1	Mounting Bracket, Mirror
15	P33162	A/R	Shim, Frame Tilt Cylinder - 10 Gauge	54	P00939	2	Bolt, Hx., 1"-8 x 6" GR8
	P21586	A/R	Shim, Frame Tilt Cylinder - 14 Gauge	55	P01309	6	Lockwasher, 5/16"
	P33164	A/R	Shim, Frame Tilt Cylinder - 20 Gauge	56	P01403	6	Flatwasher, 5/16"
16	②34570A	1	Counterweight, 950 lbs.	57	P01507	6	Nut, Hx., 5/16"-18
17	25598C	1	Tank Support Mount	58	P00104	6	Bolt, Hx., 5/16"-18 x 1"
18	P32579	1	Mirror, Convex, 10" Diameter				
19	30332D	1	Side Screen Guard	REF	65607D	1	Rail Kit, Main Frame
20	30290D	1	Overhead Guard				
21	P16611	6	Grease Fitting	REF	22913A	2	Rail, Rear Transfer
22	P00003	8	Bolt, Hx., 1/4"-20 x 3/4"				
23	P00205	6	Bolt, Hx., 3/8"-16 x 1 1/4"				
24	P00214	4	Bolt, Hx., 1/2"-13 x 4"				
25	P00215	2	Bolt, Hx., 3/8"-16 x 3 3/4"				
26	P00484	4	Bolt, Hx., 1/2"-20 x 2 1/4" GR8				
27	P00777	6	Bolt, Hx., 3/4"-16 x 2" GR8				
28	P00783	8	Bolt, Hx., 3/4"-16 x 3 1/2" GR8				
29	P01310	9	Lockwasher, 3/8"				
30	P01312	6	Lockwasher, 1/2"				
31	P01315	12	Lockwasher, 3/4"				
32	P01317	2	Lockwasher, 1"				
33	P01357	8	Starwasher, 1/4"				
34	P01361	4	Starwasher, 1/2"				
35	P01402	8	Flatwasher, 1/4"				
36	P01508	8	Nut, Hx., 3/8"-16				
37	P01510	6	Nut, Hx., 1/2"-13				
38	P01533	4	Nut, Hx., 1/2"-20				
39	P01536	14	Nut, Hx., 3/4"-16				
				NOTES:			
				① Consult Factory.			
				② Late production Counterweights welded to Main Frame.			
				③ Early production Grille welded to Main Frame.			
				④ Use Items 52 & 53 for Replacement.			
							3.1.1
				844B S/N 1140 THRU			
				6/98			
				MAIN FRAME ASSEMBLY			



ITEM	PART NUMBER	QTY.	DESCRIPTION
1	❶30262D	1	Operators Platform
2	30254D	1	Seat Box
3	21227C	1	Door, Seat Box
3A	P19085	REF	Door Latch w/Key
3B	37136X	REF	Key Blank
3C	37137X	REF	Lock Mechanism
4	P17742	1	Seat, Operators (Includes Rails)
4A	P24773	REF	Rail Set, Seat
5	15573A	1	Grab Handle
6	23133A	1	Step, Platform
7	30267B	1	Tube Cover
8	30432C	1	Control Panel
9	30431C	1	Cover Plate
10	30458C	1	Cover
11	N12067	1	Edge Trim
12	N12068	1	Seal Strip
13	P28725	3	Insert, Rubber Mount
14	P29726	3	Doughnut, Rubber Mount
15	P29727	3	Snubbing Washer
16	❷P28727	1	Snubbing Washer
17	❸30642A	3	Mounting Pad
18	P29119	2	Cap Plug
19	P20459	10	Speed Nut
20	P00001	6	Bolt, Hx., 1/4"-20 x 1/2"
21	P00007	2	Bolt, Hx., 1/4"-20 x 1 1/2"
22	P00102	3	Bolt, Hx., 5/16"-18 x 3/4"
23	P00208	2	Bolt, Hx., 3/8"-16 x 2"
24	P00710	2	Bolt, Hx., 3/4"-10 x 4"
25	❹P00710	1	Bolt, Hx., 3/4"-10 x 4"
26	P00711	1	Bolt, Hx., 3/4"-10 x 4 1/2"
27	P03194	5	Bolt, Button Hd. Socket, 1/4"-20 x 1/2"
28	P03196	2	Bolt, Button Hd. Socket, 1/4"-20 x 3/4"
29	P27829	12	Screw, Phillips Hd., 5/16"-18 x 3/4"
30	P01308	11	Lockwasher, 1/4"
31	P01309	9	Lockwasher, 5/16"
32	P01310	2	Lockwasher, 3/8"
33	P01312	4	Lockwasher, 1/2"
34	P01315	3	Lockwasher, 3/4"
35	P01364	1	Starwasher, 3/4"
36	P01402	5	Flatwasher, 1/4"
37	P01403	3	Flatwasher, 5/16"

ITEM	PART NUMBER	QTY.	DESCRIPTION
38	P01506	5	Nut, Hx., 1/4"-20
39	P01507	9	Nut, Hx., 5/16"-18
40	P01508	2	Nut, Hx., 3/8"-16
41	P01510	4	Nut, Hx., 1/2"-13
42	❺P01513	1	Nut, Hx., 3/4"-10
43	P01513	3	Nut, Hx., 3/4"-10
44	P01560	2	Jam Nut, Hx., 1/2"-13
45	❻P01563	1	Jam Nut, Hx., 3/4"-10
46❶	34580B	1	Seat Belt Mount
47❶	P40132	1	Seat Belt
48❶	P00304	2	Bolt, Hx., 7/16"-14 x 1 1/4"
49❶	P00403	2	Bolt, Hx., 1/2"-13 x 1 1/4"
50❶	P01509	2	Nut, Hx., 7/16"-14
51❶	P01311	2	Lockwasher, 7/16"
REF	34576D	1	Seat Belt Kit

NOTES:

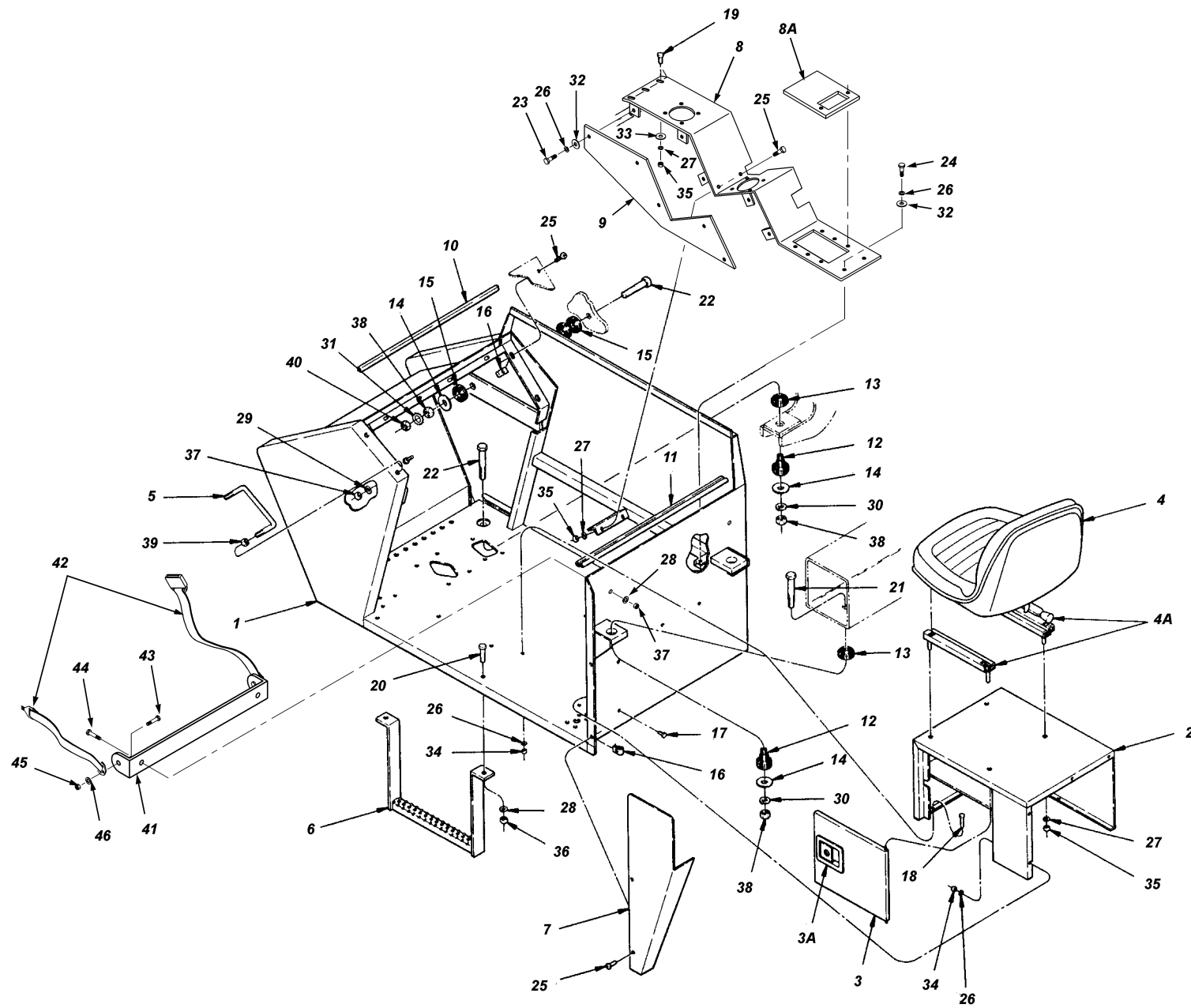
- ❶ For S/N 531-536 & 538, use 35075D.
- ❷ For S/N 101-297, use P29113.
- ❸ For S/N 101-297, use P21746.
- ❹ For S/N 101-297, use P00612.
- ❺ S/N 101-297, used (5/8") Hardware.
- ❻ Production initiated S/N 503.

3.2

844B S/N 101– 536 & 538

6/98

OPERATORS PLATFORM ASSEMBLY



PART				PART			
ITEM	NUMBER	QTY.	DESCRIPTION	ITEM	NUMBER	QTY.	DESCRIPTION
1	35111D	1	Operators Platform	36	P01508	2	Nut, Hx., 3/8"-16
2	30254D	1	Seat Box	37	P01510	4	Nut, Hx., 1/2"-13
3	21227C	1	Door, Seat Box	38	P01513	4	Nut, Hx., 3/4"-10
3A	P19085	REF	Door Latch w/Key	39	P01560	2	Jam Nut, Hx., 1/2"-13
3B	37136X	REF	Key Blank	40	P01563	1	Jam Nut, Hx., 3/4"-10
3C	37137X	REF	Lock Mechanism	41	34580B	1	Seat Belt Mount
4	P17742	1	Seat, Operators (Includes Rails)	42	P40132	1	Seat Belt
4A	P24773	REF	Rail Set, Seat	43	P00304	2	Bolt, Hx., 7/16"-14 x 1 1/4"
5	15573A	1	Grab Handle	44	P00403	2	Bolt, Hx., 1/2"-13 x 1 1/4"
6	23133A	1	Step, Platform	45	P01509	2	Nut, Hx., 7/16"-14
7	30267B	1	Tube Cover	46	P01311	2	Lockwasher, 7/16"
8	35107B	1	Control Panel	REF	34576D	1	Seat Belt Kit
	35110B	1	Control Panel with Outriggers				
8A	38045A	1	Cover Plate, Control Panel (Used with 35110B)				
9	35105B	1	Side Cover Plate				
10	N12067	1	Edge Trim				
11	N12068	1	Seal Strip				
12	P28725	3	Insert, Rubber Mount				
13	P29726	3	Doughnut, Rubber Mount				
14	P28727	4	Snubbing Washer				
15	30642A	3	Mounting Pad				
16	P20459	10	Speed Nut				
17	P00001	6	Bolt, Hx., 1/4"-20 x 1/2"				
18	P00007	2	Bolt, Hx., 1/4"-20 x 1 1/2"				
19	P00102	3	Bolt, Hx., 5/16"-18 x 3/4"				
20	P00208	2	Bolt, Hx., 3/8"-16 x 2"				
21	P00710	3	Bolt, Hx., 3/4"-10 x 4"				
22	P00711	1	Bolt, Hx., 3/4"-10 x 4 1/2"				
23	P03194	5	Bolt, Button Hd. Socket, 1/4"-20 x 1/2"				
24	P03196	2	Bolt, Button Hd. Socket, 1/4"-20 x 3/4"				
25	P27829	12	Screw, Phillips Hd., 5/16"-18 x 3/4"				
26	P01308	15	Lockwasher, 1/4"				
27	P01309	9	Lockwasher, 5/16"				
28	P01310	2	Lockwasher, 3/8"				
29	P01312	4	Lockwasher, 1/2"				
30	P01315	3	Lockwasher, 3/4"				
31	P01364	1	Starwasher, 3/4"				
32	P01402	7	Flatwasher, 1/4"				
33	P01403	3	Flatwasher, 5/16"				
34	P01506	10	Nut, Hx., 1/4"-20				
35	P01507	7	Nut, Hx., 5/16"-18				

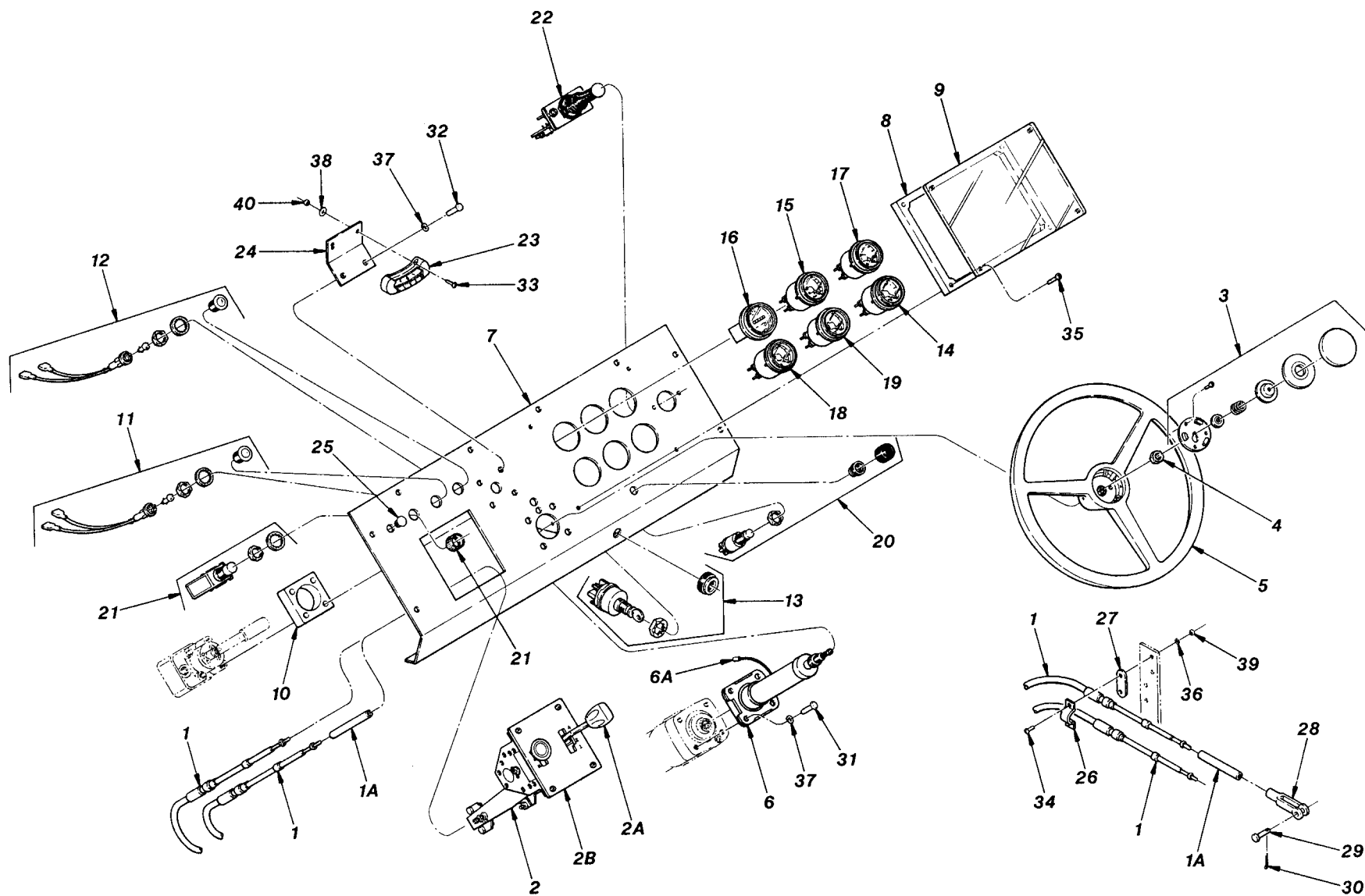
3.2.1

844B S/N 537, 539 THRU

OPERATORS PLATFORM ASSEMBLY

6/98

3.2.1



ITEM	PART NUMBER	QTY.	DESCRIPTION	ITEM	PART NUMBER	QTY.	DESCRIPTION
1	P17591	2	Cable, Shift Control (Includes item 1A)	37	P01310	8	Lockwasher, 3/8"
1A	P26232	2	Umbrella Seal, Shift Contro	38	P01427	2	Flatwasher, #8
2	P25375	1	Shift Control (Includes items 2A & 2B)	39	P01528	4	Nut, Hx., #10-32
2A	P24985	2	Knob, Shifter	40	P01653	2	Locknut, Hx., #8-32
2B	P27979	1	Gate Plate w/Screws				
3	P18141	1	Horn Button Kit				
4	P13009	1	Nut, Steering				
5	P28704	1	Steering Wheel				
6	30615A	1	Steering Column (Includes item 6A)				
6A	P18737	1	Brush, Horn				
7	25542B	1	Instrument Panel				
8	❶P26755	1	Gasket, Vandal Cover				
9	❷24343B	1	Vandal Cover				
10	❸31660A	1	Spacer Plate				
11	24853A	1	Indicator Light, Amber (Differential Lock)				
12	24854A	1	Indicator Light, Red (Brake Pressure)				
13	P11092	1	Switch, Ignition (Includes item 13A)				
*13A	P32926	1	Key, Ignition Switch				
14	P23214	1	Gauge, Fuel				
15	P23216	1	Gauge, Oil Pressure				
16	P23219	1	Gauge, Hour Meter				
17	P23220	1	Gauge, Transmission Oil Temperature				
18	P23221	1	Gauge, Water Temperature				
19	P27820	1	Gauge, Voltmeter				
20	P26323	REF	Switch, Quick Start				
21	P28456	1	Buzzer/Light, Parking Brake				
22	❹P29103	1	Controller, Frame Tilt				
23	P28470	1	Level Indicator				
24	26333A	1	Mounting Bracket, Level Indicator				
25	P29112	1	Cap Plug				
26	P17678	2	Clamp, Cable				
27	P19128	2	Shim, Cable Clamp				
28	P17678	2	Clevis				
29	P20833	2	Clevis Pin				
30	P03838	2	Cotter Pin, 1/8" x 1"				
31	P00205	4	Bolt, Hx., 3/8"-16 x 1 1/4"				
32	❺P00202	4	Bolt, Hx., 3/8"-16 x 3/4"				
33	P02034	2	Screw, Slotted Rd. Hd., #8-32 x 1/2"				
34	P02082	4	Screw, Slotted Rd. Hd., #10-32 x 3/4"				
35	P03198	4	Bolt, Button Head Socket, 1/4"-20 x 1"				
36	P01306	4	Lockwasher, #10				

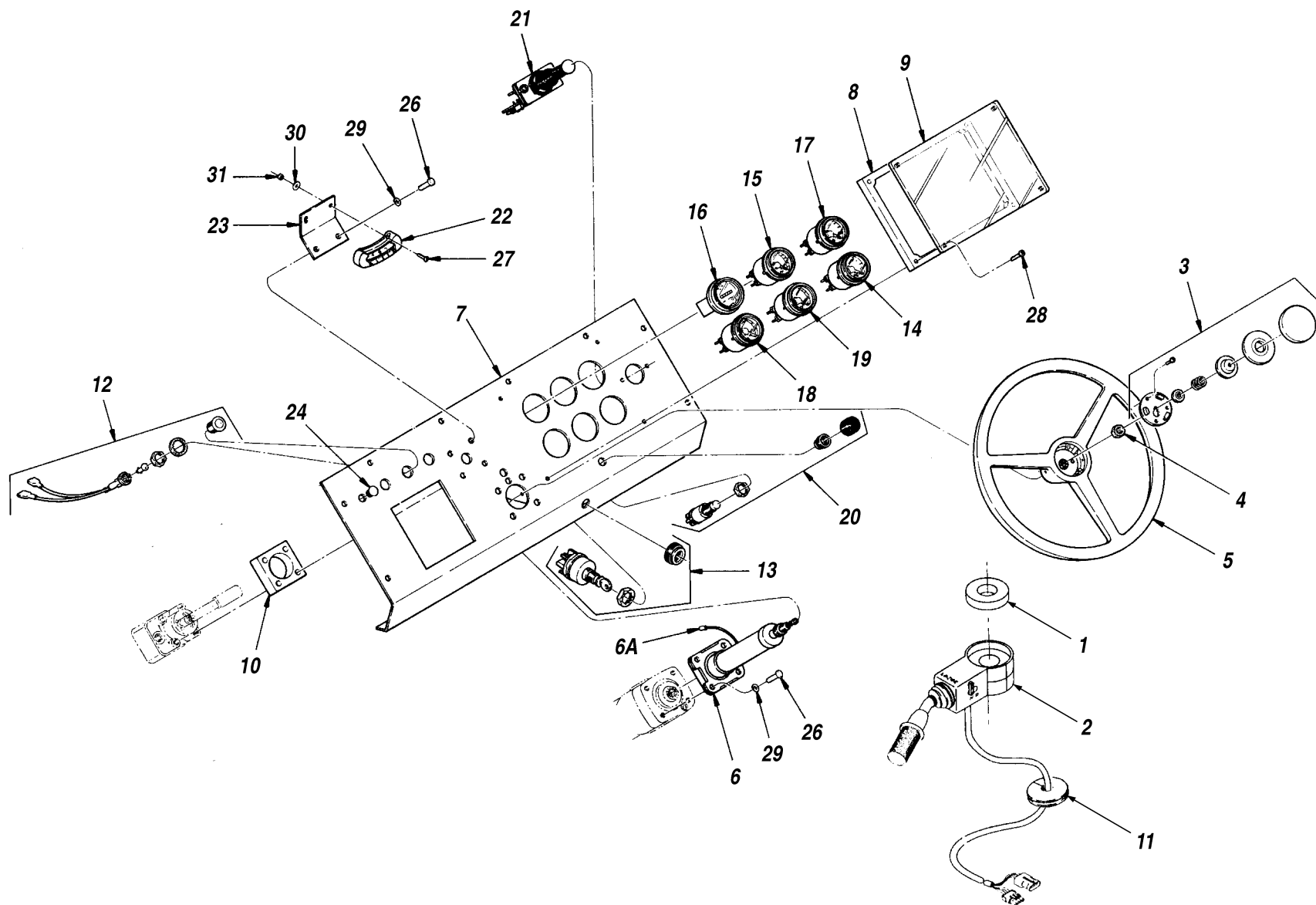
NOTES:
❶ For S/N 101-154, use P28784.
❷ For S/N 101-154, use 30291B.
❸ Production initiated with S/N 272.
❹ Use P29695, for Controller with Lockout.
❺ For S/N 272-530, use P00205 (1 1/4" Lg).

* Not illustrated.

3.3

844B S/N 101-5306/98

INSTRUMENT PANEL ASSEMBLY



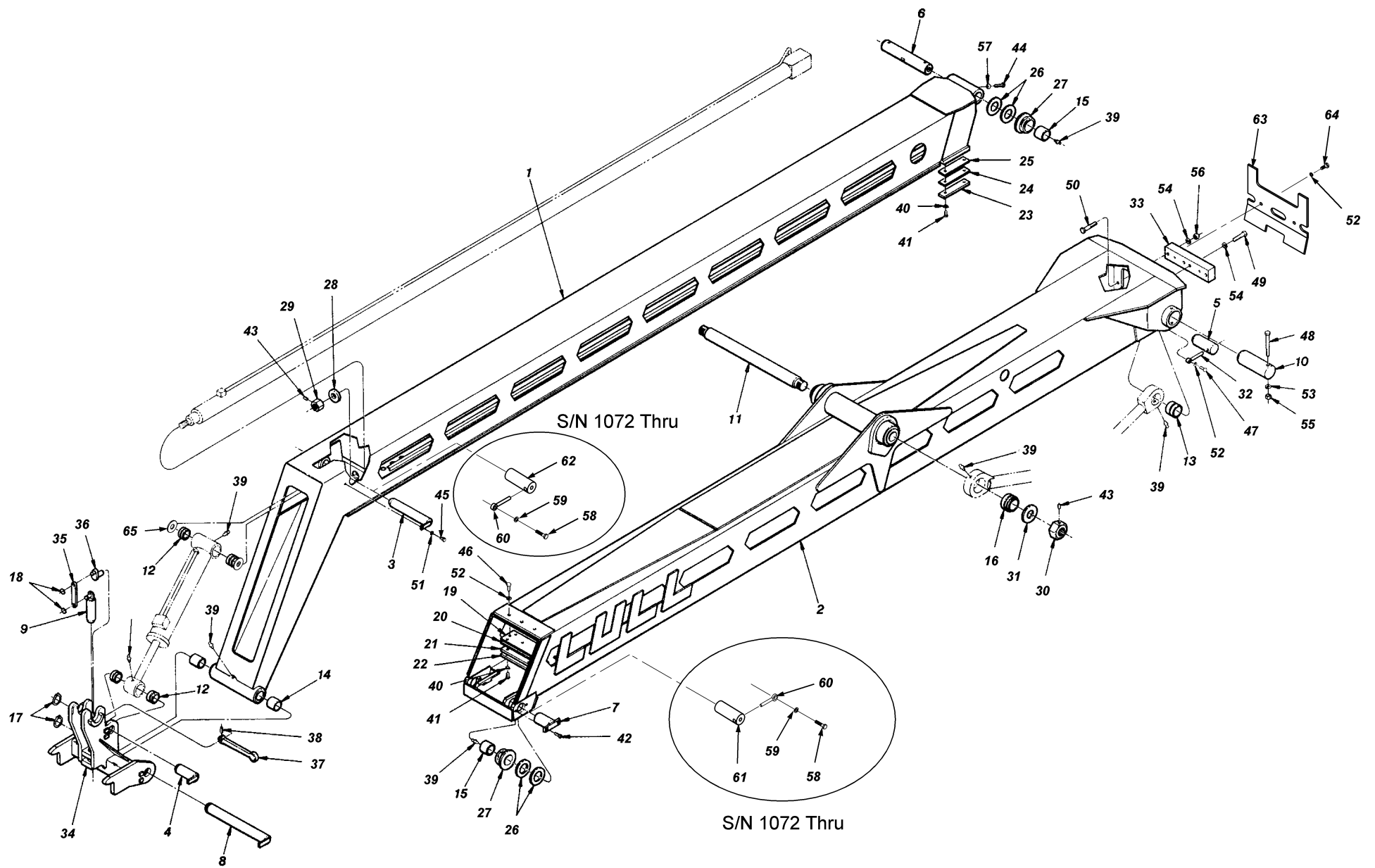
ITEM	PART NUMBER	QTY.	DESCRIPTION	ITEM	PART NUMBER	QTY.	DESCRIPTION
1	34667A	1	Mounting Pad, Rubber				
2	35367A	1	Shift Control				
3	P18141	1	Horn Button Kit				
4	P13009	1	Nut, Steering				
5	P28704	1	Steering Wheel				
6	P33122	1	Steering Column				
6A	P18737	REF	Brush, Horn				
7	35087B	1	Instrument Panel				
8	P26755	1	Gasket, Vandal Cover				
9	24343B	1	Vandal Cover				
10	31660A	1	Spacer Plate				
11	P32575	1	Rubber Grommet				
12	24854A	3	IndicatorLight, Low Brake Pressure, Parking Brake and Transmission Kickdown				
13	P11092	1	Switch, Ignition				
13A	P32926	1	Key, Ignition Switch				
14	❶P23214	1	Gauge, Fuel				
15	❷P23216	1	Gauge, Oil Pressure				
16	❸P23219	1	Gauge, Hour Meter				
17	❹P23220	1	Gauge, Transmission Oil Temperature				
18	❺P23221	1	Gauge, Water Temperature				
19	❻P27820	1	Gauge, Voltmeter				
20	P26323	1	Switch, Quick Start				
21	❼P29695	1	Controller, Frame Tilt				
22	P28470	1	Level Indicator				
23	26333A	1	Mounting Bracket, Level Indicator				
24	P19429	2	Plug, Cap				
	P29112	1	Plug, Cap				
25*	❽35472A	4	Spacer, Gauge Cover				
26	P00205	8	Bolt, Hx., 3/8"-16 x 1-1/4"				
27	P02034	2	Screw, Slotted Rd. Hd., #8-32 x 1/2"				
28	❾P03192	4	Bolt, Button Hd. Socket, 1/4"-20 x 2"				
29	P01310	8	Lockwasher, 3/8"				
30	P01427	2	Flatwasher, #8				
31	P01653	2	Locknut, Hx., #8-32				
				NOTES:			
				❶ For S/N 1360 Thru, use 36800X.			
				❷ For S/N 1360 Thru, use 36801X.			
				❸ For S/N 1360 Thru, use 36804X.			
				❹ For S/N 1360 Thru, use 36805X.			
				❺ For S/N 1360 Thru, use 36802X.			
				❻ For S/N 1360 Thru, use 36803X.			
				❼ Used S/N 531-536 & 538.			
				❽ Used S/N 1129 Thru.			
				❾ For S/N 531-1128, use P03198.			
				* Not illustrated.			
				3.3.1			
				844B S/N 531 THRU			
				6/98			
				INSTRUMENT PANEL ASSEMBLY			

TABLE OF CONTENTS

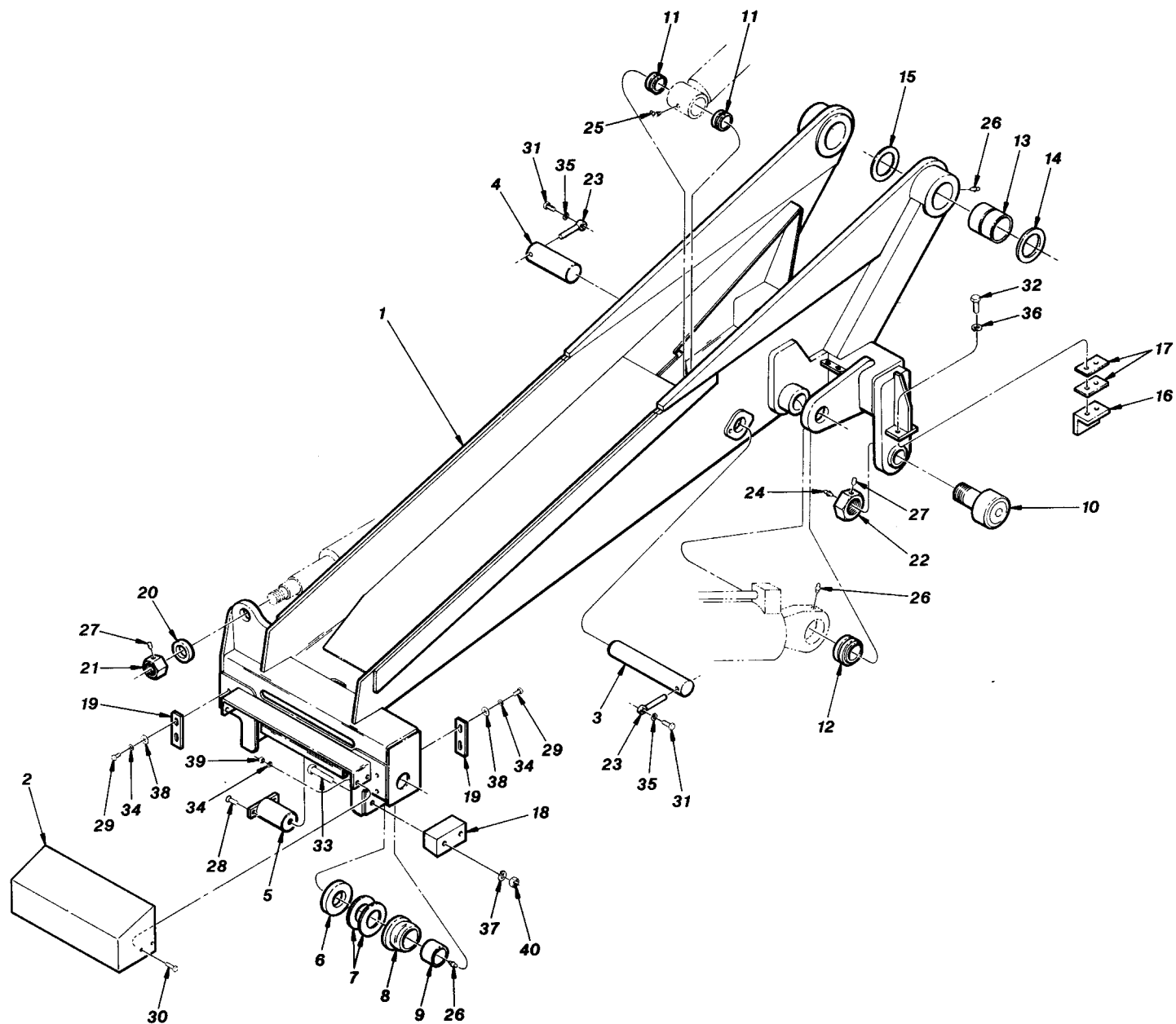
Section 4 — Boom and Transfer Carriage

Telescopic Boom Assembly 4.1

Transfer Carriage Assembly4.2



ITEM	PART NUMBER	QTY.	DESCRIPTION	ITEM	PART NUMBER	QTY.	DESCRIPTION
1	❶38040D	1	Inner Boom	38	P10383	1	Roll Pin
REF	30391B-2	1	Slide Rail Kit	39	P16611	9	Grease Fitting
2	25774R	1	Outer Boom	40	P21477	8	Starwasher, 1/2" 82° External
3	15769A	1	Pin, Front Tilt Cyl. - Base End (S/N 101-1071)	41	P03114	8	Screw, Socket Flat Hd., 1/2"-13 x 3/4"
4	23039B	1	Pin, Front Tilt Cylinder - Rod End	42	P20152	4	Screw, Socket Flat Hd., 3/8"-16 x 1" GR 8
5	❷32431B	1	Pin, Rear Tilt Cylinder - Rod End	43	P02612	3	Setscrew, Socket Hd., Cup Pt., 3/8"-16 x 3/8"
6	16678A	1	Pin, Rear Rollers	44	P02755	1	Setscrew, Square Hd., Cup Pt., 1/2"-13 x 1 1/2"
7	17188B	2	Pin, Front Rollers (S/N 101-1071)	45	P00202	1	Bolt, Hx., 3/8"-16 x 3/4"
8	24144B	1	Pin, Quick Attach Pivot	46	P00400	3	Bolt, Hx., 1/2"-13 x 3/4"
9	26447B	1	Pin, Quick Attach	47	P00601	3	Bolt, Hx., 1/2"-13 x 1 1/4"
10	25829A	2	Pin, Boom Pivot	48	P00615	1	Bolt, Hx., 5/8"-11 x 5 1/2"
11	30334A	1	Pin, Hoist Cylinder	49	P00706	2	Bolt, Hx., 3/4"-10 x 3"
12	16228A	4	Bushing, Front Carriage Tilt Cylinder	50	P00710	2	Bolt, Hx., 3/4"-10 x 4"
13	16269A	1	Bushing, Rear Tilt Cylinder - Rod End	51	P01310	1	Lockwasher, 3/8"
14	15771A	2	Bushing, Quick Attach Pivot	52	P01312	6	Lockwasher, 1/2"
15	24257A	4	Bushing, Roller	53	P01314	2	Lockwasher, 5/8"
16	P20484	2	Bushing, Hoist Cylinder	54	P01315	4	Lockwasher, 3/4"
17	P18838	2	Retaining Ring	55	P01512	2	Nut, Hx., 5/8"-11
18	P28700	2	Retaining Ring, Quick Attach Pin	56	P01513	2	Nut, Hx., 3/4"-10
19	15886A	1	Base, Slide Plate	57	P01560	1	Jam Nut, Hx., 1/2"-13
20	16361A	A/R	Shim, .06"	58	❸P00403	2	Bolt, Hx., 1/2"-13 x 1 1/4"
21	16362A	A/R	Shim, .12"	59	❸P01312	2	Lockwasher, 1/2"
22	15774A	1	Slide Plate, Front	60	❸28676A	2	Lock Pin
23	15765A	2	Slide Plate, Rear	61	❸35453A	2	Pin, Front Roller
24	15764A	A/R	Shim, 12 GA.	62	❸35508A	1	Pin, Front Carriage Tilt
25	17962B	A/R	Shim, 16 GA.	63	❸25826B	1	Cover Plate
26	17012A	A/R	Shim, Boom Rollers - 14 GA	64	❸P00402	2	Bolt, Hx., 1/2"-13 x 1"
	P33163	A/R	Shim, Boom Rollers - 20 GA	65	P33162	A/R	Shim Washer, 20 GA
27	15969B	4	Roller, Boom		P33164	A/R	Shim Washer, 10 GA
28	13599A	1	Boss, Extension Cylinder Rod	NOTES: ❶ For S/N 101-1283, use 25532R. ❷ For S/N 101-472, use 25808A. ❸ For S/N 101-472, use 25381A. ❹ Not used on Early Production Quick Attaches. ❺ Used S/N 1072 Thru. ❻ Not used on Early Production Machines. * Not illustrated.			
29	16369A	1	Nut, Extension Cylinder Rod				
30	16310A	2	Nut, Hoist Cylinder Rod				
31	31364A	2	Retainer Plate				
32	❹32432B	1	Lock Pin, Rear Tilt Cylinder Pin				
33	25827A	1	Rear Mount Block, Boom Extension Cylinder				
34	26440D	1	Quick Attach, Manual (Items 34A & 34B)				
*34A	❹33227A	1	Latch, Quick Attach Lever				
*34B	❹P30411	1	Shoulder Bolt, 3/8" x 3/8"				
35	26450A	1	Link, Quick Attach				
36	26451B	1	Lever Shaft, Quick Attach				
37	26455A	1	Handle, Quick Attach				
				844B S/N 101 THRU			
				TELESCOPING BOOM ASSEMBLY			



ITEM	PART NUMBER	QTY.	DESCRIPTION	ITEM	PART NUMBER	QTY.	DESCRIPTION
1	24920R	1	Transfer Carriage	40	P01513	4	Nut, Hx., 3/4"-10
2	25703C	1	Cover, Tube				
3	25807A	1	Pin, Rear Carriage Tilt Cylinder - Lower				
4	25828A	2	Pin, Hoist Cylinder - Lower				
5	●30689A	2	Roller Shaft				
6	17180A	2	Spacer, Roller				
7	17012A	A/R	Shim, Roller - 14 GA				
	P33163	A/R	Shim, Roller - 20 GA				
8	15969B	2	Roller				
9	24257A	2	Bushing, Roller				
10	P18831	2	Cam Roller				
11	16228A	2	Bushing, Rear Carriage Tilt Cylinder				
12	P20484	2	Bushing, Hoist Cylinder - Lower				
13	32366B	2	Bushing, Boom Pivot				
14	25566A	2	Shim, 12 Gauge				
15	26091A	A/R	Shim, 16 Gauge				
16	15953A	2	Slide Shoe, Rear				
17	16342A	A/R	Shim, Rear Slide Shoe - 16 GA				
	36355A	A/R	Shim, Rear Slide Shoe - 22 GA				
18	15972A	2	Slide Shoe, Front				
19	16309A	4	Scraper Plate				
20	15976A	1	Spacer, Cylinder Rod End				
21	16369A	1	Nut, Special				
22	19920A	2	Nut, Special				
23	25381A	3	Lock Pin				
24	P15272	2	Grease Fitting, 1/8" NPT				
25	P15367	1	Grease Fitting, 45°				
26	P16611	6	Grease Fitting				
27	P02614	3	Set Screw, Socket, 3/8"-16 x 1/2"				
28	P03089	4	Capscrew, Socket Flat Hd., 3/8"-16 x 3/4"				
29	P00102	8	Bolt, Hx., 5/16"-18 x 3/4"				
30	P00104	4	Bolt, Hx., 5/16"-18 x 1"				
31	P00402	3	Bolt, Hx., 1/2"-13 x 1"				
32	P00600	4	Bolt, Hx., 5/8"-11 x 1"				
33	P00708	4	Bolt, Hx., 3/4"-10 x 3 1/2"				
34	P01309	12	Lockwasher, 5/16"				
35	P01312	3	Lockwasher, 1/2"				
36	P01314	4	Lockwasher, 5/8"				
37	P01315	4	Lockwasher, 3/4"				
38	P01403	8	Flatwasher, 5/16"				
39	P01507	4	Nut, Hx., 5/16"-18				
				NOTES:			
				● For S/N 101-125 & 127-134, use 26278A.			
				844B S/N 101 THRU			
				TRANSFER CARRIAGE ASSEMBLY			
				4.2			
				6/98			

TABLE OF CONTENTS

Section 5 — Boom and Transfer Hydraulics

Boom Hydraulic Assembly (S/N 101–192, 194–266 & 268–272)5.1

Boom Hydraulic Assembly (S/N 193, 267 & 273 – 1283) 5.1.1

Boom Hydraulic Assembly (S/N 1284 Thru) 5.1.2

Boom Extension Cylinder Assembly5.2

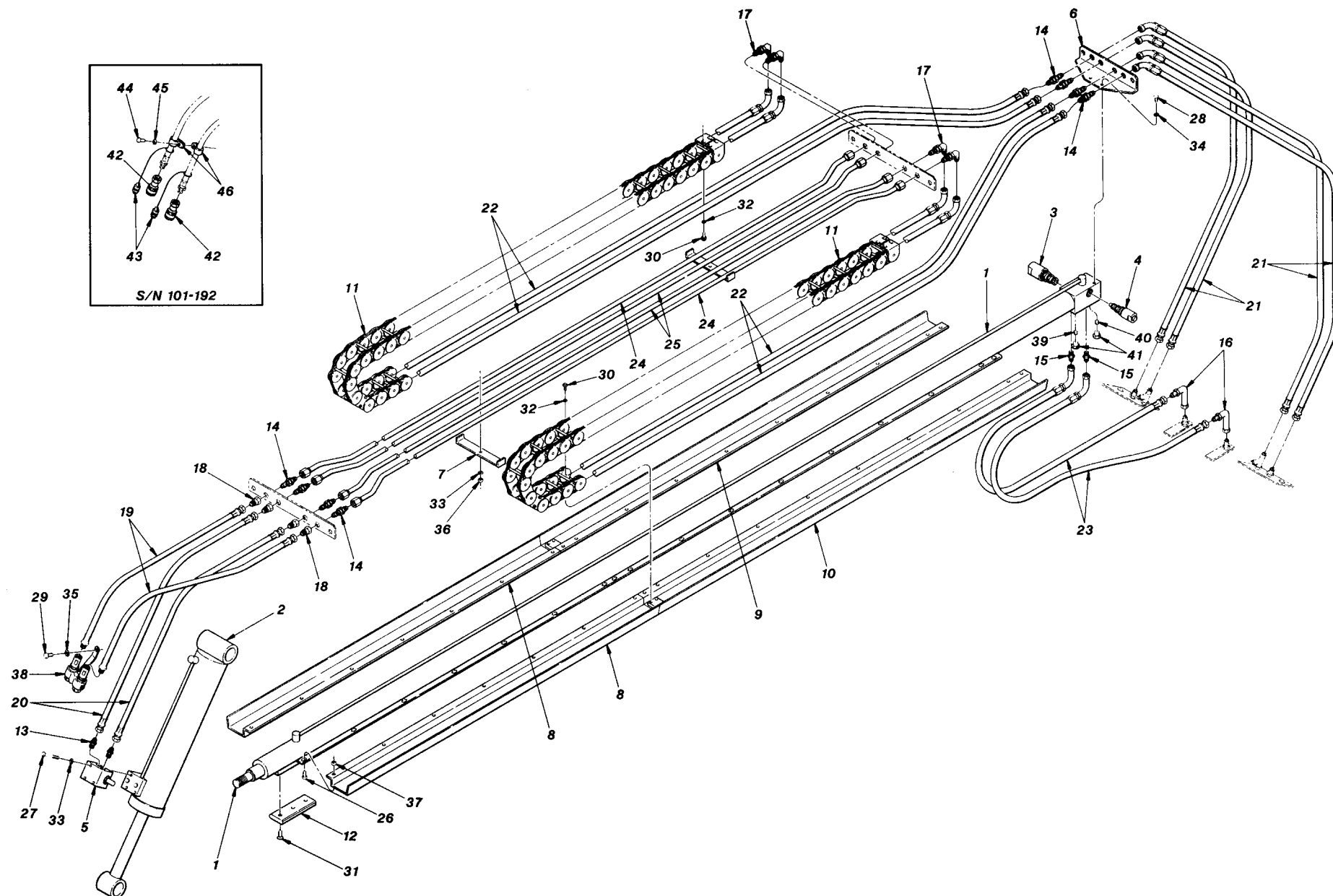
Front Carriage Tilt Cylinder Assembly5.3

Hoist - Transfer Hydraulic Assembly.5.4

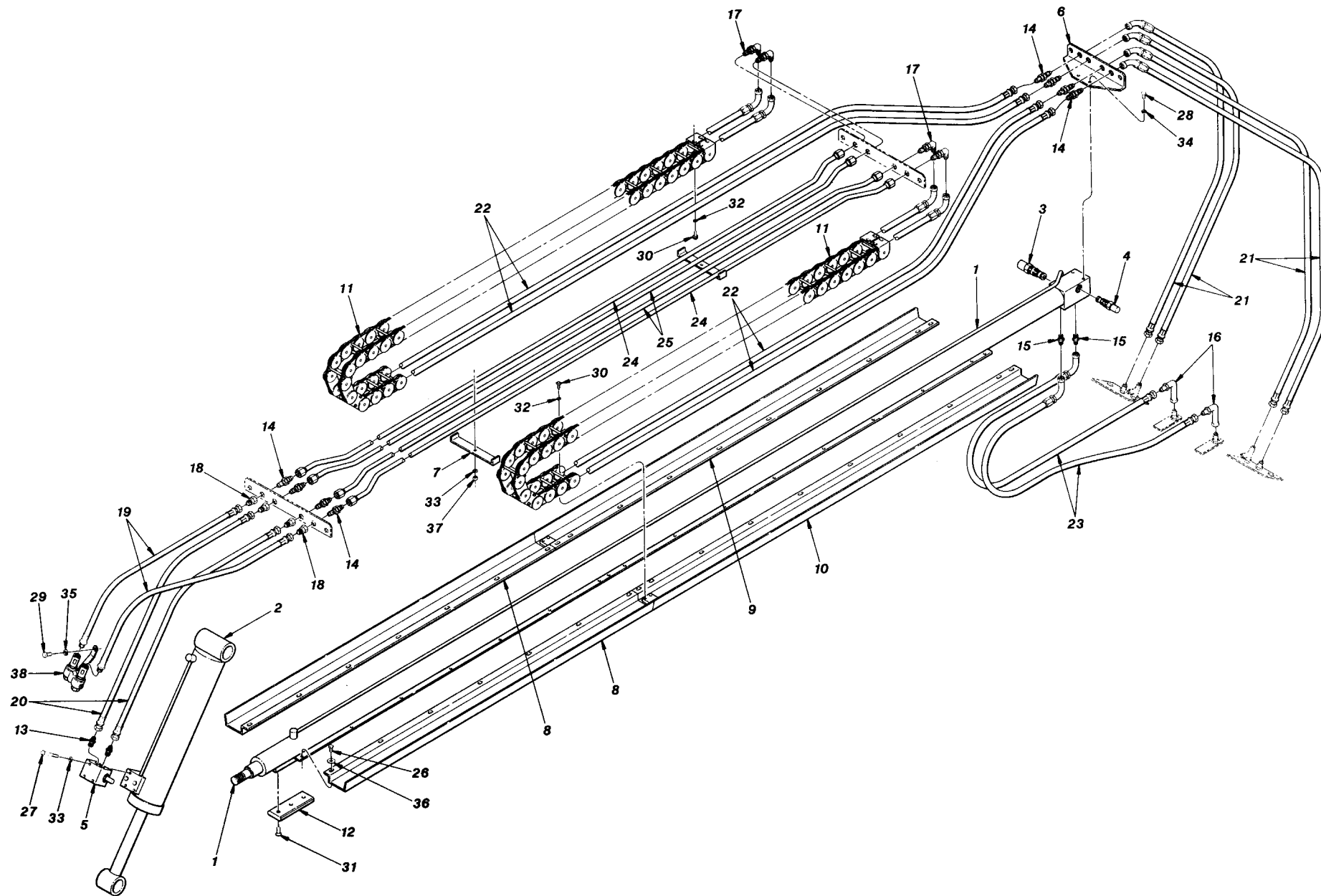
Hoist Cylinder Assembly5.5

Tranfer Cylinder Cylinder Assembly5.6

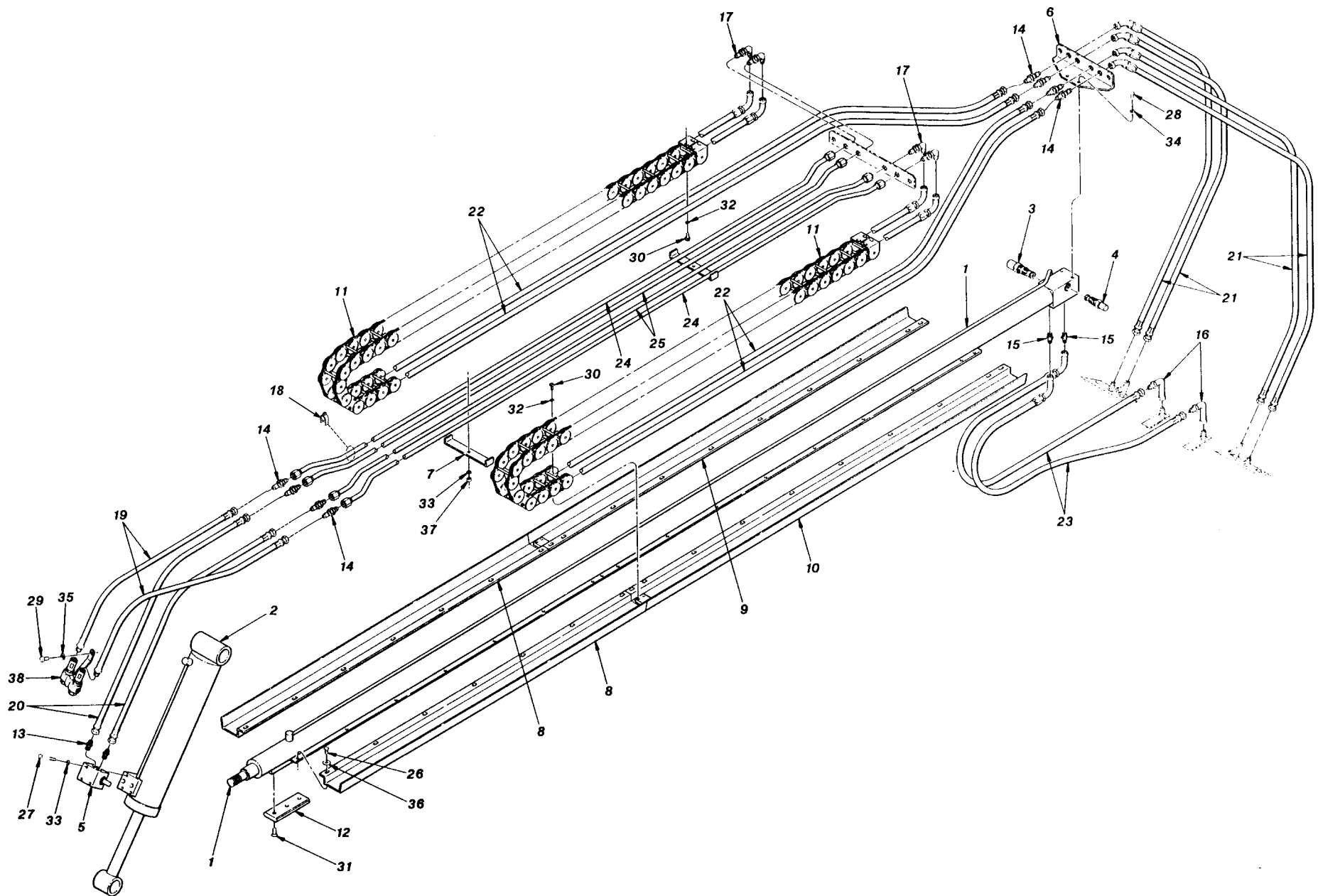
Rear Carriage Tilt Cylinder Assembly.5.7



ITEM	PART NUMBER	QTY.	DESCRIPTION	ITEM	PART NUMBER	QTY.	DESCRIPTION
1	30724B	1	Cylinder, Boom Extension (See Page 5.2 for Breakdown)	34	P01310	2	Lockwasher, 3/8"
2	P28796	1	Cylinder, Front Carriage Tilt (See Page 5.3 for Breakdown)	35	P01312	1	Lockwasher, 1/2"
3	P19064	1	Counterbalance Valve	36	P01201	2	Nut, Hx., 5/16"-18
3A	P21488	REF	Seal Kit, Counterbalance Valve	37	P01657	34	Locknut, Hx., 5/16"-18
4	P26335	1	Counterbalance Valve	38	P29348	1	Quick Coupler Kit
5	P28052	1	Counterbalance Valve	39	P27283	1	Orifice Plug (.014" Dia.)
5A	P29947	1	Cartridge, Counterbalance Valve	40	P29707	1	Orifice Plug (.009" Dia.)
5B	P40484	REF	Seal Kit, Counterbalance Valve	41	P27937	2	Hollow Hx. Plug, O-Ring
6	26326A	1	Tube Support, Rear	42	②P11354	2	Quick Coupler, Female
7	26329A	2	Tube Clamp	43	②P10326	2	Dust Plug
8	26462A	2	Hose Tray, Front	44	②P00102	1	Bolt, Hx., 5/16"-18 x 3/4"
9	30727A	1	Hose Tray, Rear - R.H.	45	②P01309	1	Lockwasher, 5/16"
10	30728A	1	Hose Tray, Rear - L.H.	46	②P17809	2	Clamp, Hydraulic Hose
11	26327B	2	Gortrac (108" Long)				
11A	36912X	REF	Roller Kit				
12	P28527	1	1/2" Slide Plate, Boom Extension Cylinder				
	35483A	1	3/4" Slide Plate, Boom Extension Cylinder				
13	P15406	2	Connector, O-Ring				
14	P18949	8	Connector, Bulkhead				
15	P23901	2	Connector, O-Ring				
16	P27357	2	90° Elbow, Hose Adapter (Long)				
17	P27394	4	90° Elbow, Bulkhead				
18	P27383	4	Reducer, Swivel				
19	P29469	2	Hydraulic Hose .38" x 38"				
20	P29157	2	Hydraulic Hose .38" x 42"				
21	P29194	4	Hydraulic Hose .50" x 37"				
22	P28638	4	Hydraulic Hose .38" x 235"				
	①P28614	4	Hydraulic Hose .50" x 235"				
23	P29186	2	Hydraulic Hose .75" x 36"				
24	P28751	2	Hydraulic Tube .62" O.D.				
25	P28752	2	Hydraulic Tube .62" O.D.				
26	P00101	34	Bolt, Hx., 5/16"-18 x 5/8"				
27	P00112	3	Bolt, Hx., 5/16"-18 x 3"				
28	P00202	2	Bolt, Hx., 3/8"-16 x 3/4"				
29	P00400	1	Bolt, Hx., 1/2"-13 x 3/4"				
30	P03194	16	Capscrew, Button Hd. Socket, 1/4"-20 x 1/2"				
31	P03114	3	Capscrew, Flat Hd. Socket, 1/2"-13 x 3/4"				
32	P01308	16	Lockwasher, 1/4"				
33	P01309	5	Lockwasher, 5/16"				
				NOTES:			
				① Used Early Production.			
				② Used S/N 101–192 Only.			
							5.1
				844B S/N 101–192, 194–266 & 268–272			6/98
				BOOM HYDRAULIC ASSEMBLY			



ITEM	PART NUMBER	QTY.	DESCRIPTION	ITEM	PART NUMBER	QTY.	DESCRIPTION
1	P29390	1	Cylinder, Boom Extension (See Page 5.2 for Breakdown)	34	P01310	2	Lockwasher, 3/8"
2	P28796	1	Cylinder, Front Carriage Tilt (See Page 5.3 for Breakdown)	35	P01312	1	Lockwasher, 1/2"
3	P27827	1	Counterbalance Valve	36	P01403	34	Flatwasher, 5/16"
3A	P40491	REF	Seal Kit, Counterbalance Valve	37	P01201	2	Nut, Hx., 5/16"-18
4	P29947	1	Counterbalance Valve (Supersedes P27847)	38	P29348	1	Quick Coupler Kit
4A	P40490	REF	Seal Kit, Counterbalance Valve				
5	P28052	1	Counterbalance Valve				
5A	P29947	1	Cartridge, Counterbalance Valve				
5B	P40484	REF	Seal Kit, Counterbalance Valve				
6	26326A	1	Tube Support, Rear				
7	26329A	2	Tube Clamp				
8	30725B	2	Hose Tray, Front				
9	30727A	1	Hose Tray, Rear - R.H.				
10	30728A	1	Hose Tray, Rear - L.H.				
11	26327B	2	Gortrac (108" Long)				
11A	36912X	REF	Roller Kit				
12	P28527	1	1/2" Slide Plate, Boom Extension Cylinder				
	35483A	1	3/4" Slide Plate, Boom Extension Cylinder				
13	P15406	2	Connector, O-Ring				
14	P18949	8	Connector, Bulkhead				
15	P23901	2	Connector, O-Ring				
16	P27357	2	90° Elbow, Hose Adapter (Long)				
17	P27394	4	90° Elbow, Bulkhead				
18	P27383	4	Reducer, Swivel				
19	P29469	2	Hydraulic Hose .38" x 38"				
20	P29157	2	Hydraulic Hose .38" x 42"				
21	P29194	4	Hydraulic Hose .50" x 37"				
22	P28614	4	Hydraulic Hose .50" x 235"				
23	P29186	2	Hydraulic Hose .75" x 36"				
24	P28751	2	Hydraulic Tube .62" O.D.				
25	P28752	2	Hydraulic Tube .62" O.D.				
26	P00100	34	Bolt, Hx., 5/16"-18 x 5/8"				
27	P00112	3	Bolt, Hx., 5/16"-18 x 3"				
28	P00202	2	Bolt, Hx., 3/8"-16 x 3/4"				
29	P00400	1	Bolt, Hx., 1/2"-13 x 3/4"				
30	P03194	16	Capscrew, Button Hd. Socket, 1/4"-20 x 1/2"				
31	P03114	3	Capscrew, Flat Hd. Socket, 1/2"-13 x 3/4"				
32	P01308	16	Lockwasher, 1/4"				
33	P01309	5	Lockwasher, 5/16"				
				844B S/N 193, 267 & 273 - 1283			
				BOOM HYDRAULIC ASSEMBLY			
				5.1.1			
				6/98			



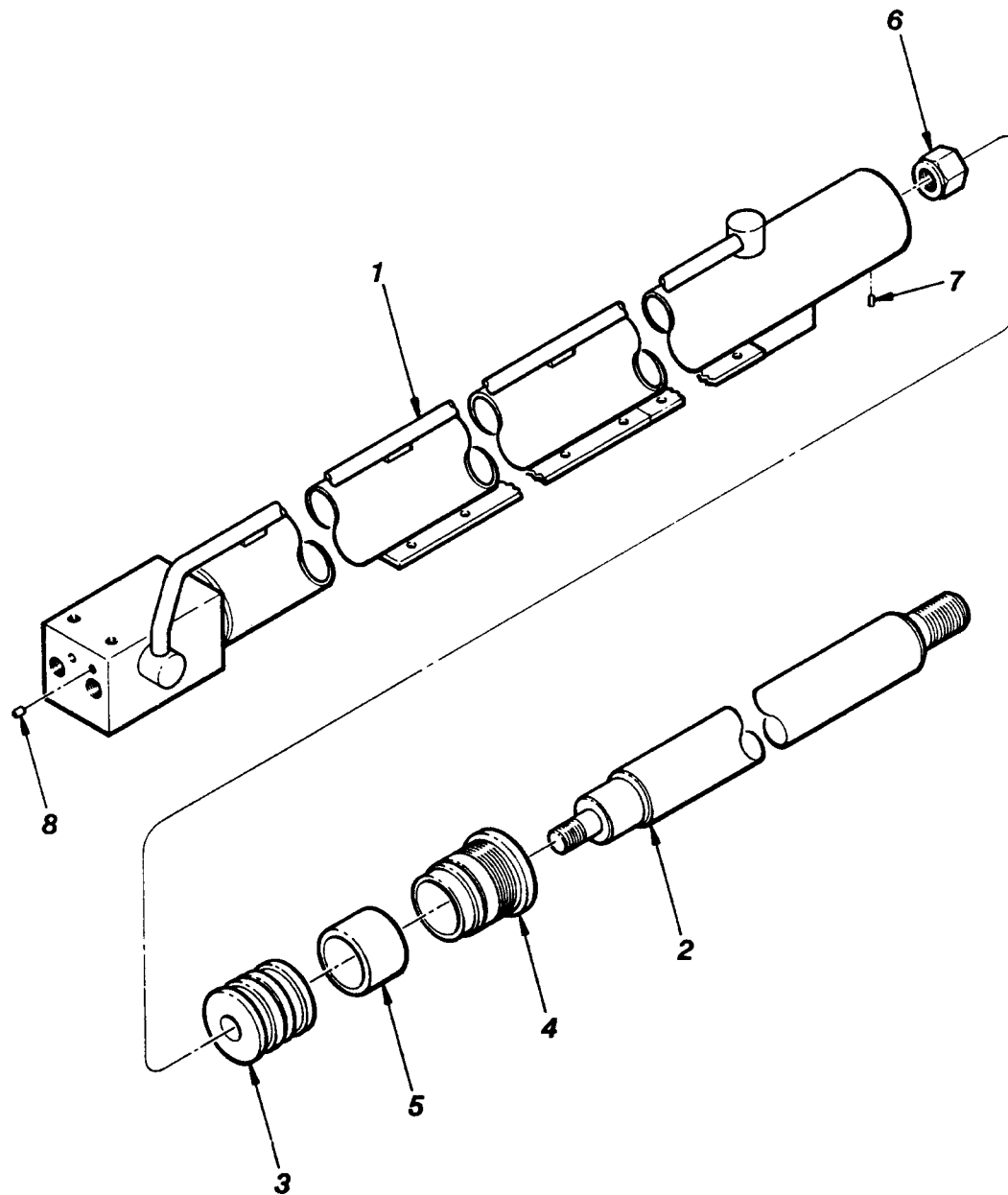
PART				PART			
ITEM	NUMBER	QTY.	DESCRIPTION	ITEM	NUMBER	QTY.	DESCRIPTION
1	P29390	1	Cylinder, Boom Extension (See Page 5.2 for Breakdown)	34	P01310	2	Lockwasher, 3/8"
2	P28796	1	Cylinder, Front Carriage Tilt (See Page 5.3 for Breakdown)	35	P01312	1	Lockwasher, 1/2"
3	P27827	1	Counterbalance Valve	36	P01403	34	Flatwasher, 5/16"
3A	P40491	REF	Seal Kit, Counterbalance Valve	37	P01201	2	Nut, Hx., 5/16"-18
4	P29947	1	Counterbalance Valve	38	P29348	1	Quick Coupler Kit
4A	P40490	REF	Seal Kit, Counterbalance Valve				
5	P28052	1	Counterbalance Valve				
5A	P29947	1	Cartridge, COUNTERbalance Valve				
5B	P40484	REF	Seal Kit, Counterbalance Valve				
6	26326A	1	Tube Support, Rear				
7	26329A	2	Tube Clamp				
8	30725B	2	Hose Tray, Front				
9	30727A	1	Hose Tray, Rear - R.H.				
10	30728A	1	Hose Tray, Rear - L.H.				
11	26327B	2	Gortrac (108" Long)				
11A	36912X	REF	Roller Kit				
12	P28527	1	1/2" Slide Plate, Boom Extension Cylinder				
	35483A	1	3/4" Slide Plate, Boom Extension Cylinder				
13	P15406	2	Connector, O-Ring				
14	P27389	4	Connector, Union				
15	P23901	2	Connector, O-Ring				
16	P27357	2	90° Elbow, Hose Adapter (Long)				
17	P27394	4	90° Elbow, Bulkhead				
18	P20466	4	Clamp, Cushion				
19	P29469	2	Hydraulic Hose .38" x 38"				
20	P29157	2	Hydraulic Hose .38" x 42"				
21	P29194	4	Hydraulic Hose .50" x 37"				
22	P28614	4	Hydraulic Hose .50" x 235"				
23	P29186	2	Hydraulic Hose .75" x 36"				
24	38034B	2	Hydraulic Tube .62" O.D.				
25	38034B	2	Hydraulic Tube .62" O.D.				
26	P00100	34	Bolt, Hx., 5/16"-18 x 5/8"				
27	P00112	3	Bolt, Hx., 5/16"-18 x 3"				
28	P00202	2	Bolt, Hx., 3/8"-16 x 3/4"				
29	P00400	1	Bolt, Hx., 1/2"-13 x 3/4"				
30	P03194	16	Capscrew, Button Hd. Socket, 1/4"-20 x 1/2"				
31	P03114	3	Capscrew, Flat Hd. Socket, 1/2"-13 x 3/4"				
32	P01308	16	Lockwasher, 1/4"				
33	P01309	5	Lockwasher, 5/16"				

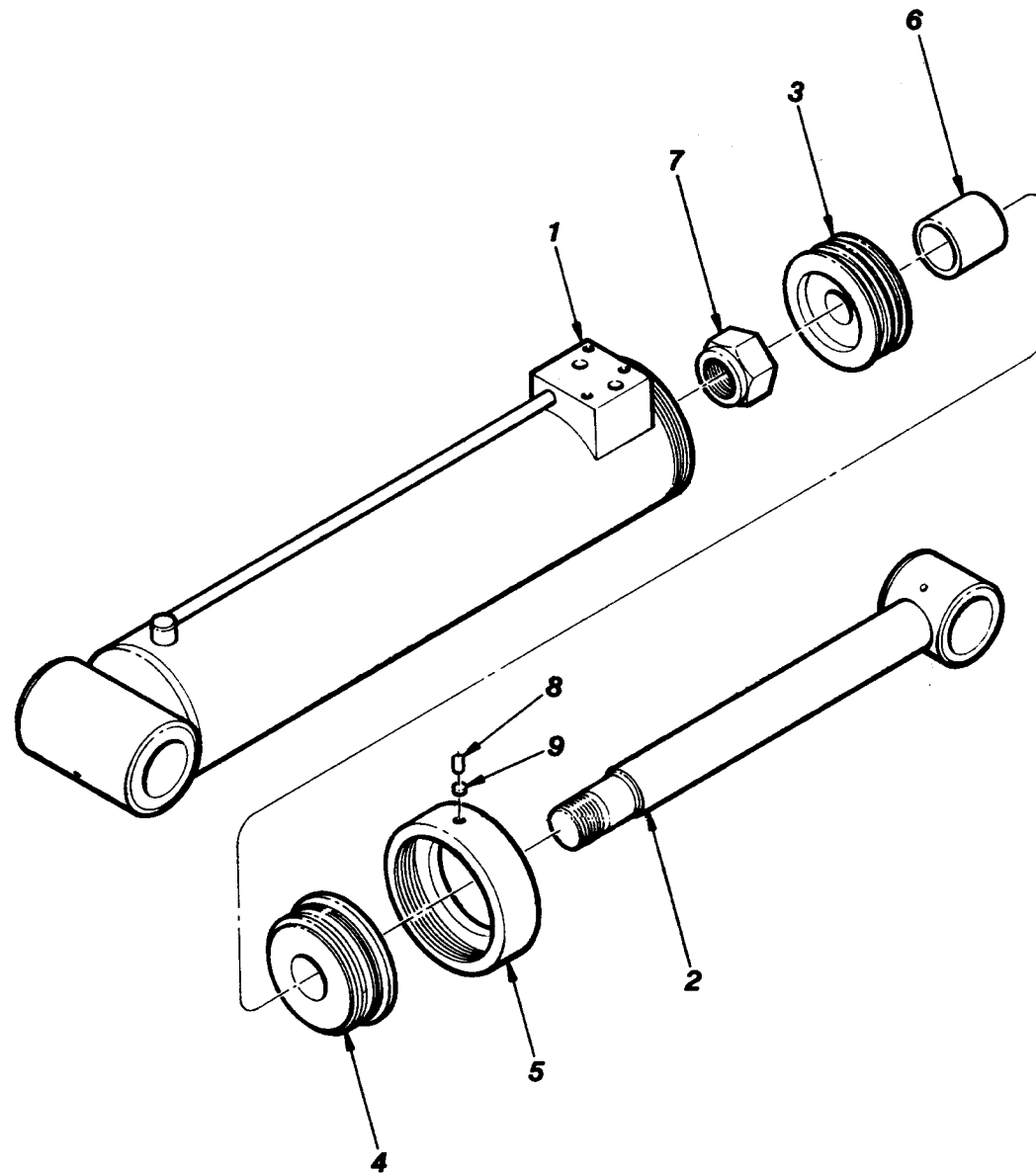
5.1.2

844B S/N 1284 THRU

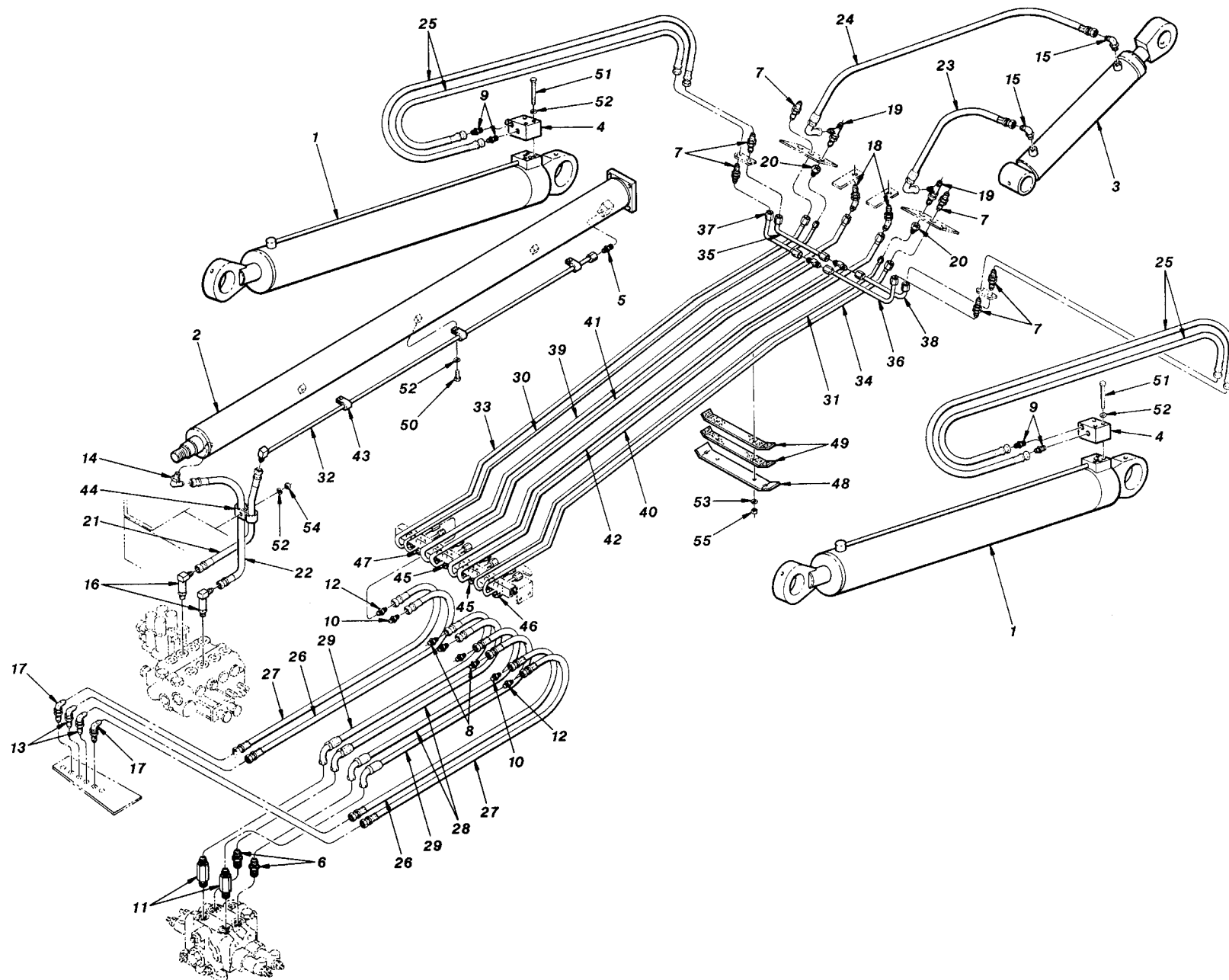
6/98

BOOM HYDRAULIC ASSEMBLY

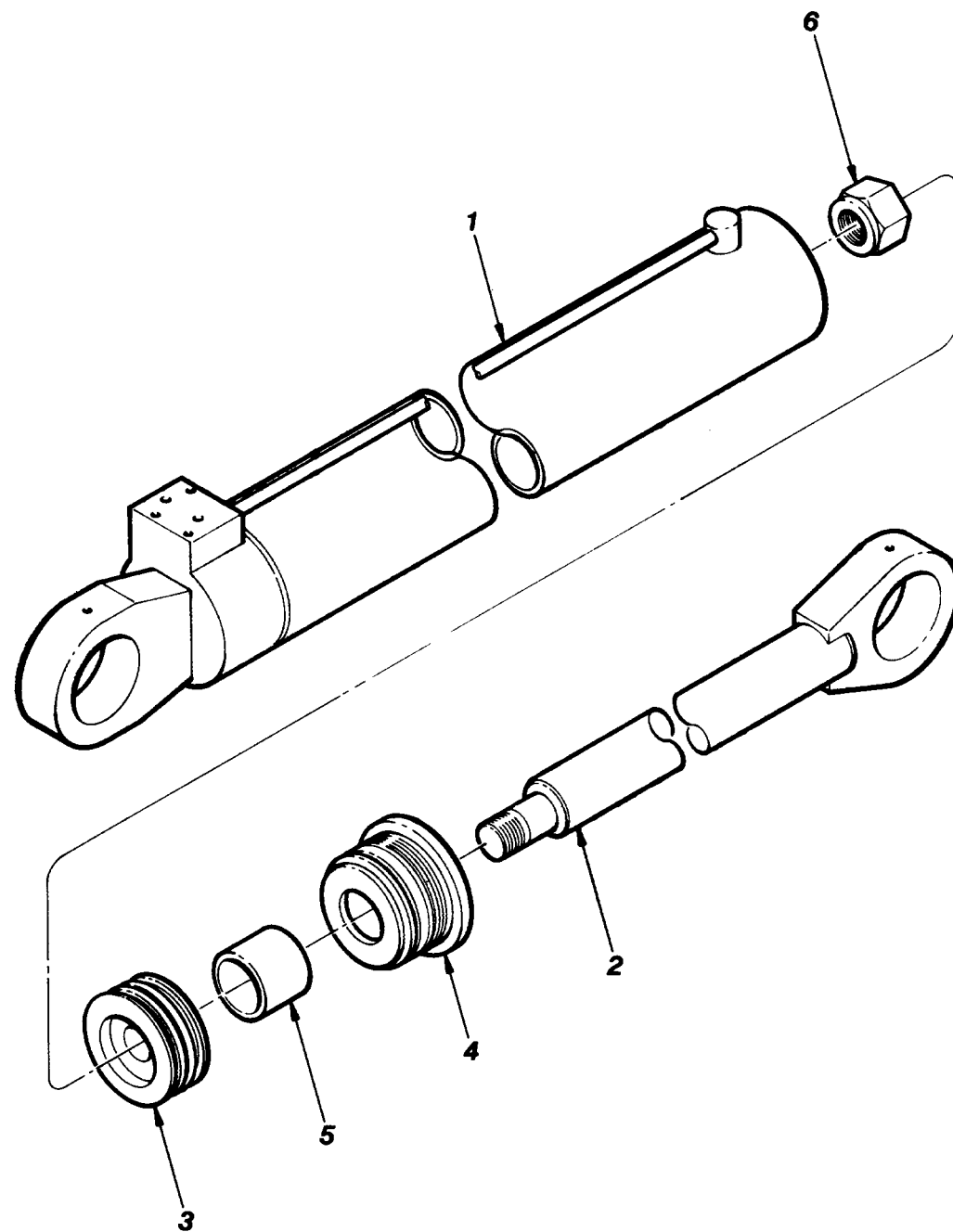




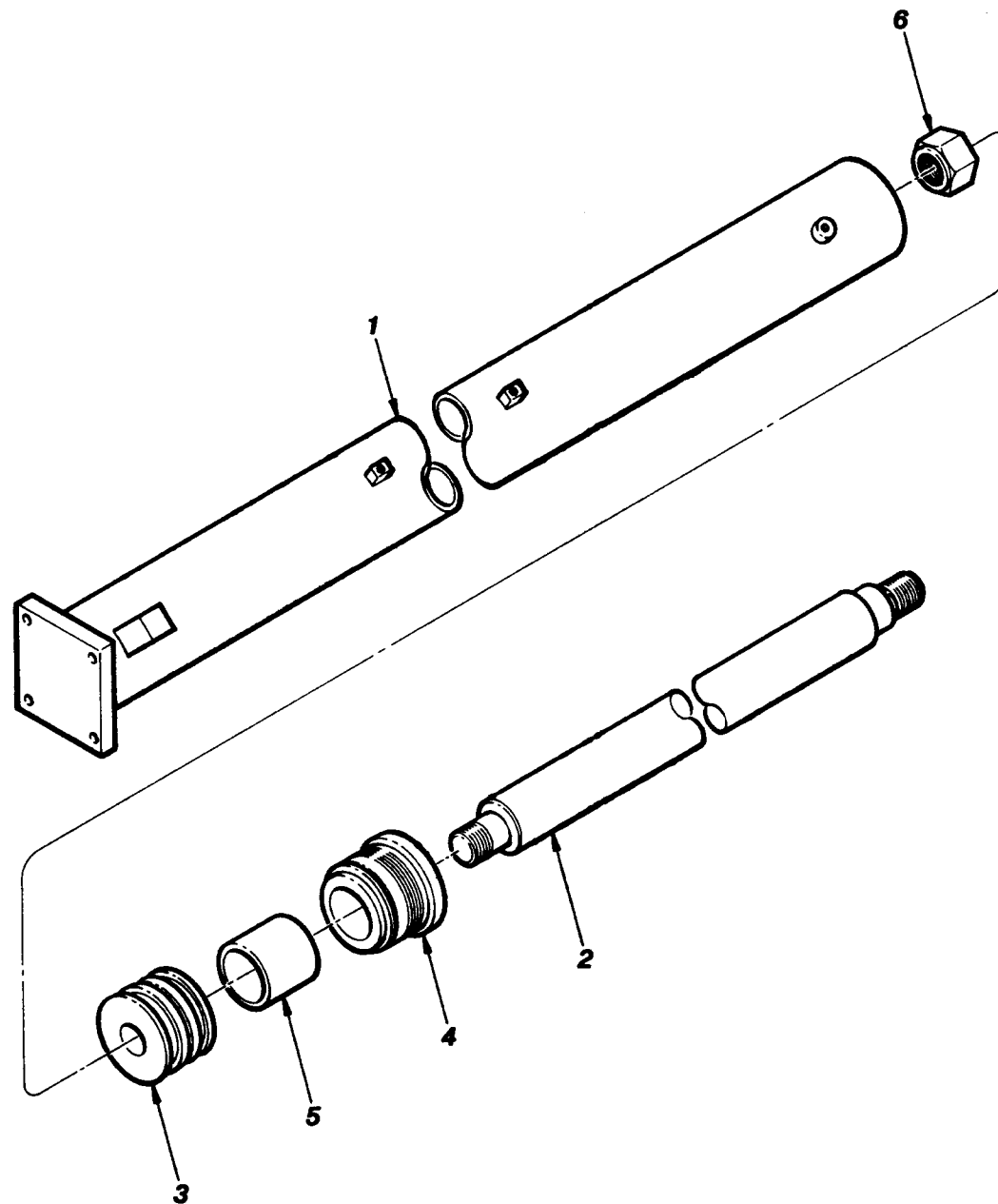
[illegible]

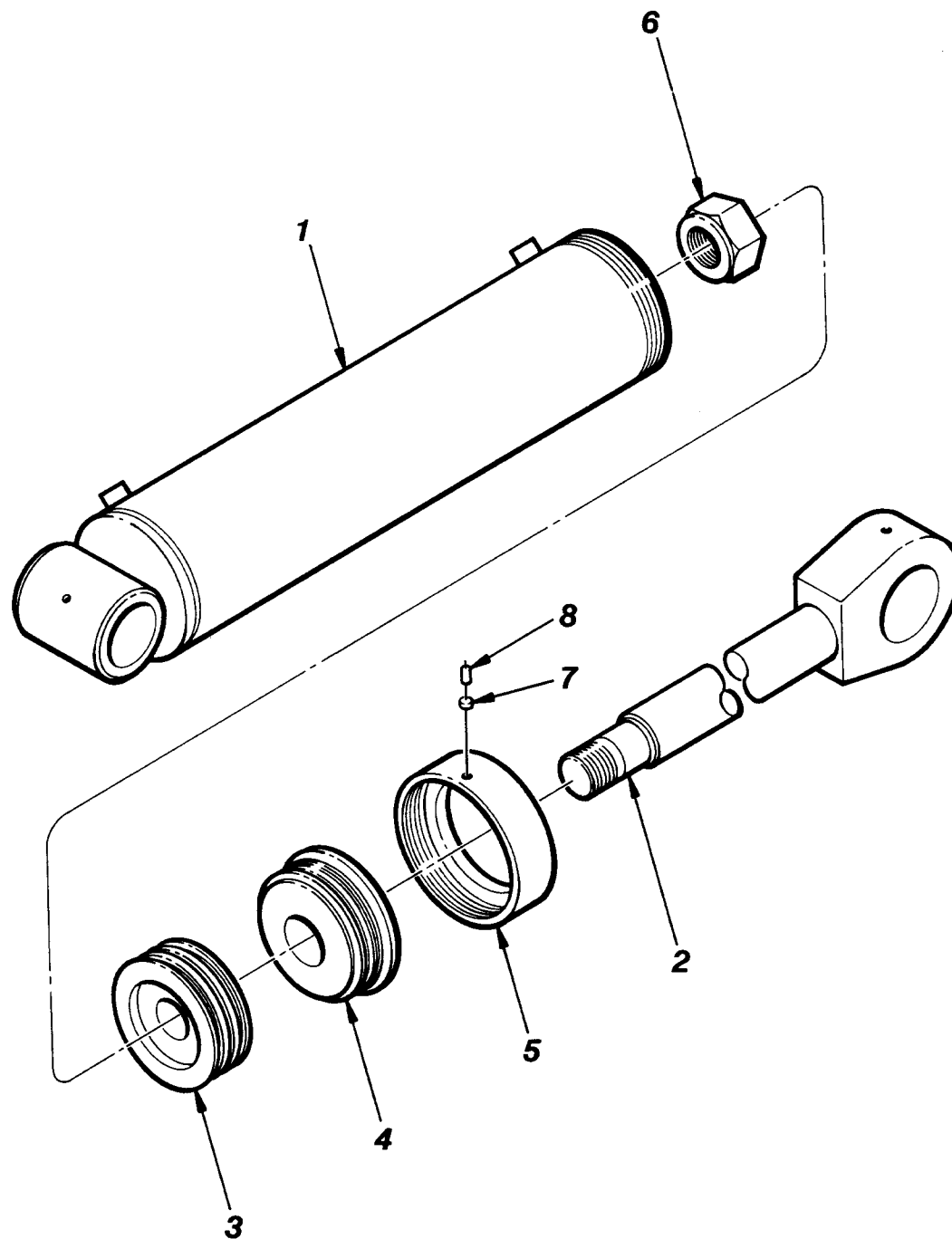


ITEM	PART NUMBER	QTY.	DESCRIPTION	ITEM	PART NUMBER	QTY.	DESCRIPTION
1	P27773	2	Cylinder, Hoist (See Page 5.5 for Breakdown)	35	P28772	1	Hydraulic Tube .62" O.D.
2	P29732	1	Cylinder, Transfer (See Page 5.6 for Breakdown)	36	P28773	1	Hydraulic Tube .62" O.D.
3	P29736	1	Cylinder, Rear Carriage Tilt (See Page 5.7 for Breakdown)	37	P28774	1	Hydraulic Tube .62" O.D.
4	P28052	2	Counterbalance Valve (Includes Items 4A & 4B)	38	P28775	1	Hydraulic Tube .62" O.D.
4A	P29947	1	Cartridge, Counterbalance Valve	39	P28768	1	Hydraulic Tube .75" O.D.
4B	P40484	REF	Seal Kit, Counterbalance Valve	40	P28769	1	Hydraulic Tube .75" O.D.
4C	P20336	2	O-Ring, Counterbalance Valve	41	P28770	1	Hydraulic Tube .75" O.D.
5	P15123	1	Connector, O-Ring	42	P28771	1	Hydraulic Tube .75" O.D.
6	P17805	2	Connector, O-Ring	43	P17553	3	Clamp, Tube
7	P18949	6	Connector, Bulkhead	44	P17809	2	Clamp, Hose
8	P18954	4	Connector, Union	45	P20465	4	Clamp, Cushion
9	P18964	4	Connector, O-Ring	46	P20466	2	Clamp, Cushion
10	P21585	2	Connector, Union	47	P20467	4	Clamp, Cushion
11	P24614	2	Connector, O-Ring (Long)	48	30451A	2	Clamp, Tube
12	P27389	2	Connector, Union	49	N12056	4	Sponge, Self-Stick
13	P18930	2	90° Elbow, Bulkhead	50	P00100	3	Bolt, Hx., 5/16"-18 x 1/2"
14	P18935	1	90° Elbow, O-Ring	51	P00112	6	Bolt, Hx., 5/16"-18 x 3"
15	P21173	2	90° Elbow, O-Ring	52	P01309	10	Lockwasher, 5/16"
16	P27392	2	90° Elbow, O-Ring (Long)	53	P01310	4	Lockwasher, 3/8"
17	P27394	2	90° Elbow, Bulkhead	54	P01507	1	Nut, Hx., 5/16"-18
18	P18950	2	90° Elbow, Bulkhead	55	P01508	4	Nut, Hx., 3/8"-16
19	P21167	2	Tee, Bulkhead				
20	P27383	2	Reducer, Swivel				
21	P29158	1	Hydraulic Hose .38" x 48"				
22	P29159	1	Hydraulic Hose .38" x 54"				
23	P29181	1	Hydraulic Hose .50" x 23"				
24	P29180	1	Hydraulic Hose .50" x 35"				
25	P29161	4	Hydraulic Hose .50" x 42"				
26	P29163	2	Hydraulic Hose .50" x 71"				
27	P29196	2	Hydraulic Hose .50" x 71"				
28	P29182	2	Hydraulic Hose .62" x 69"				
29	P29183	2	Hydraulic Hose .62" x 71"				
30	P28766	1	Hydraulic Tube .50" O.D.				
31	P28767	1	Hydraulic Tube .50" O.D.				
32	P28777	1	Hydraulic Tube .50" O.D.				
33	P28764	1	Hydraulic Tube .62" O.D.				
34	P28765	1	Hydraulic Tube .62" O.D.				
				844B S/N 101 THRU			
				HOIST - TRANSFER HYDRAULIC ASSEMBLY			



ITEM	PART NUMBER	QTY.	DESCRIPTION
REF	P27773	-	Cylinder Assembly, Hoist
1	P29800	1	Barrel Weldment
2	P29837	1	Rod Weldment
3	P29878	1	Piston
4	P27883	1	Rod Bearing
5	P27861	1	Stroke Limiter
6	P27279	1	Nut, Crownlock
REF	P24437	1	Seal Kit
			5.5
HOIST CYLINDER ASSEMBLY			





ITEM	PART NUMBER	QTY.	DESCRIPTION
REF	P29736	-	Cylinder Assembly, Rear Carriage Tilt
1	P24893	1	Barrel Weldment
2	P29839	1	Rod Weldment
3	P29878	1	Piston
4	P24910	1	Rod Bearing
5	P24402	1	Bearing Retainer
6	P27279	1	Nut, Crownlock
7	P27284	1	Plug, Nylon
8	P02611	1	Set Screw
REF	P24439	1	Seal Kit

5.7

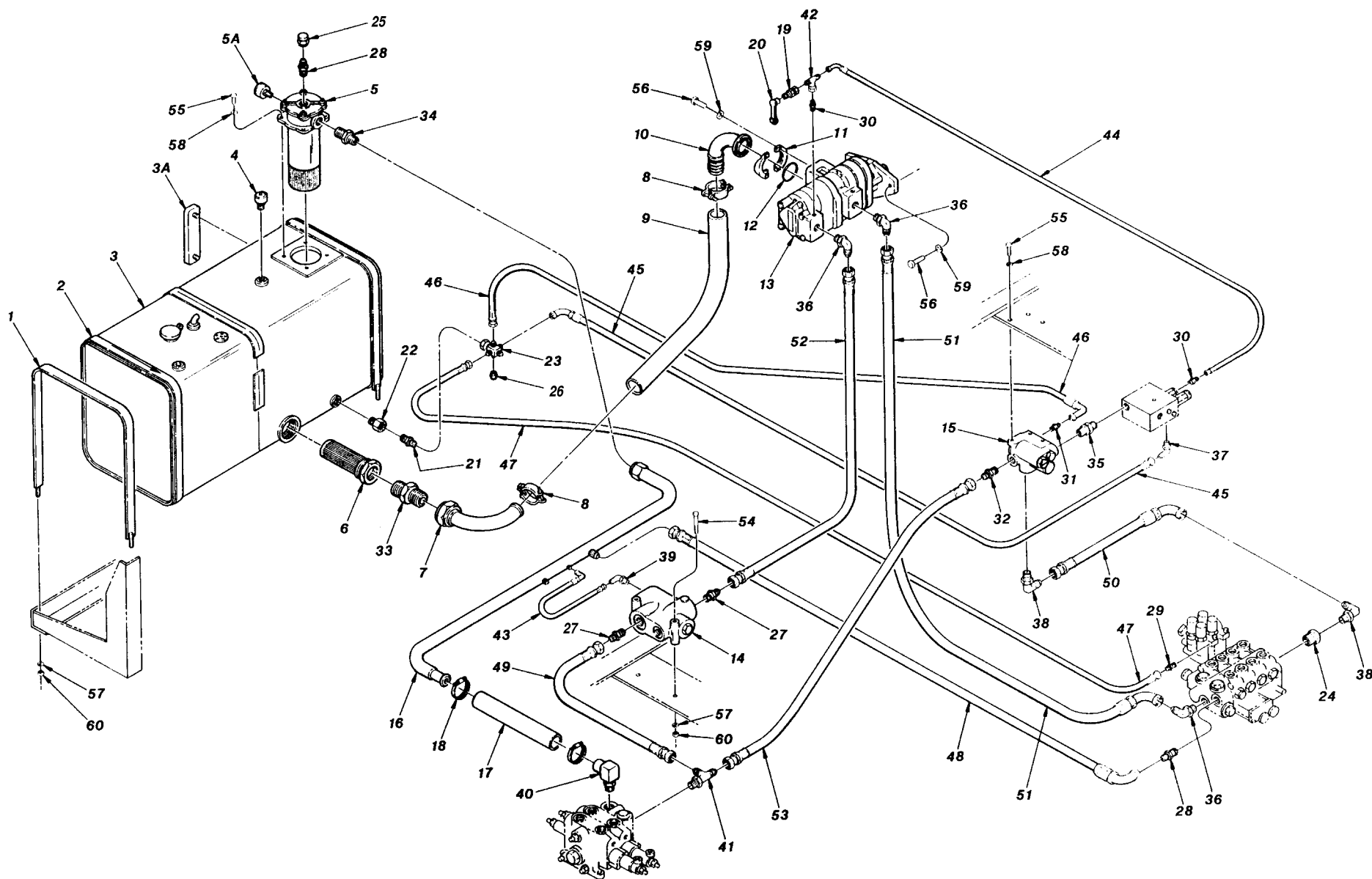
844B S/N 101 THRU
 6/98

REAR CARRIAGE TILT CYLINDER ASSEMBLY

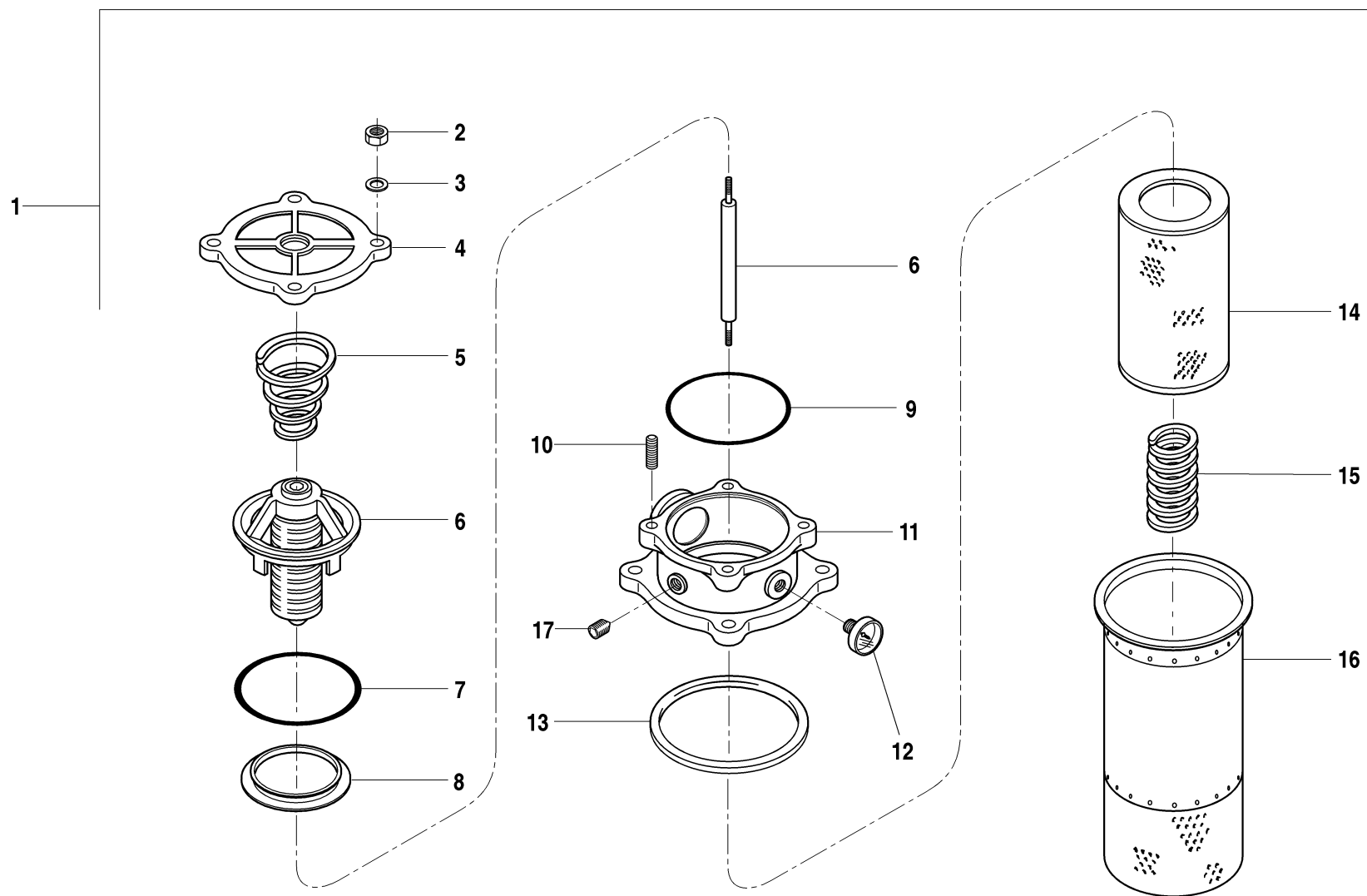
TABLE OF CONTENTS

Section 6 — Lower Hydraulics

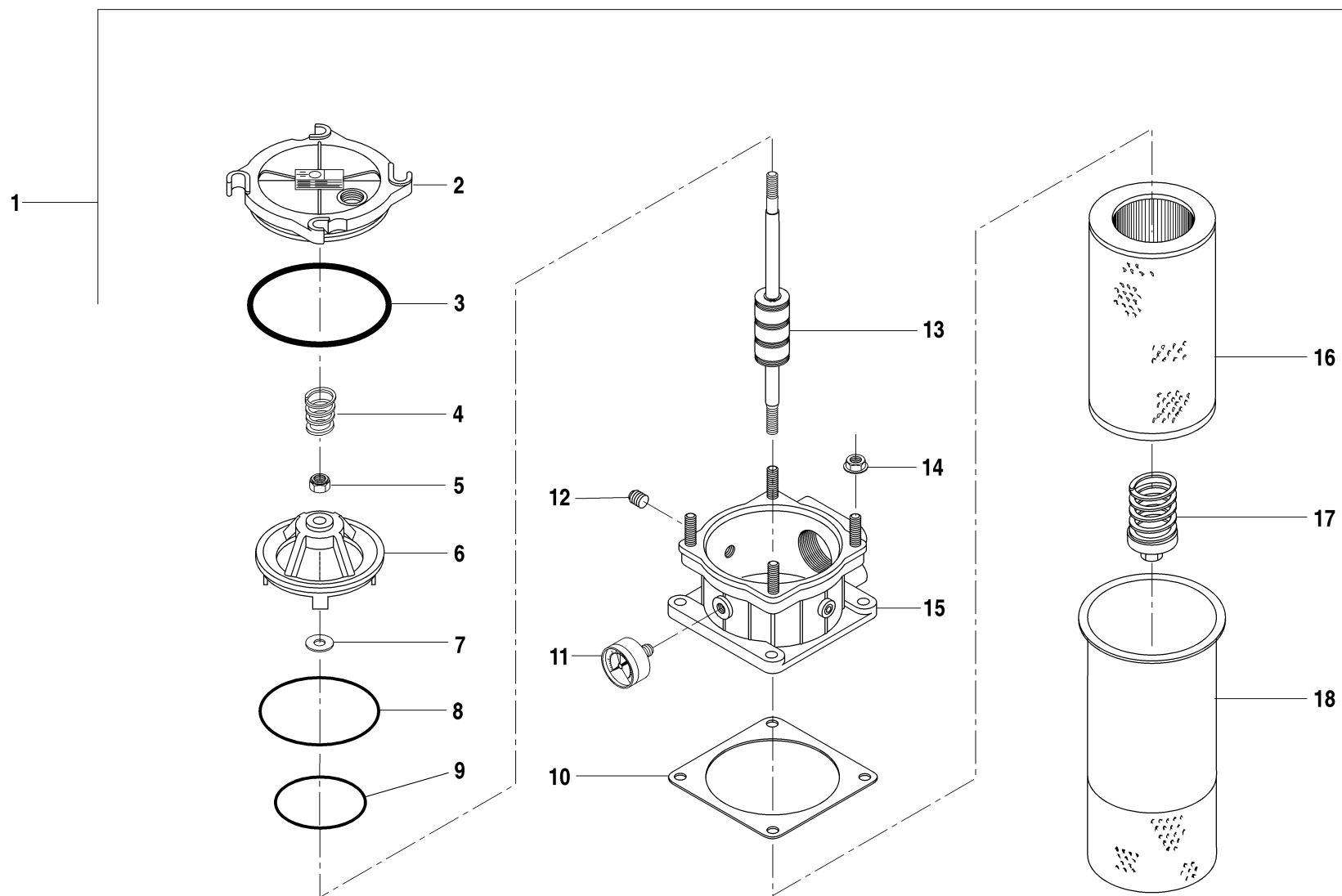
Pump, Suction - Return Hydraulics Assembly	6.1
Hydraulic Return Line Filter Assembly (Original Equipment)	6.2
Hydraulic Return Line Filter Assembly (Service Replacment)	6.2.1
Frame Hydraulic Assembly	6.3
Frame Tilt Cylinder Assembly	6.4
Hydraulic Control Valve Assembly (S/N 101 – 536 & 538)	6.5
Valve Section Assembly - Carriage Fork Tilt (S/N 101–536 & 538)	6.6
Valve Section Assembly - Transfer Carriage (S/N 101–536 & 538)	6.7
Valve Section Assembly - Frame Tilt / Auxiliary (S/N 101–536 & 538)	6.8
Hydraulic Control Valve Assembly (S/N 537, 539 Thru)	6.9
Valve Section Assembly - Transfer Carriage / Frame Tilt / Auxiliary (S/N 537, 539 Thru)	6.10
Valve Section Assembly - Carriage Fork Tilt (S/N 537, 539 Thru)	6.11
Test Port Hydraulic Assembly	6.12



ITEM	PART NUMBER	QTY.	DESCRIPTION	ITEM	PART NUMBER	QTY.	DESCRIPTION
1	25600B	2	Strap, Tank Hold Down	36	P17802	3	90° Elbow, O-Ring
	④28322B	2	Strap, Tank Hold Down	37	P18935	1	90° Elbow, O-Ring
2	P26049	2	Belting, Chemprene	38	P19055	2	90° Elbow, O-Ring
	④28721A	2	Belting, Chemprene	39	P19248	1	90° Elbow, O-Ring
3	25840D	1	Tank, Fuel/Hydraulic	40	P28387	1	90° Elbow, O-Ring to Hose
	④P40033	1	Tank, Fuel/Hydraulic	41	P28386	1	Tee, O-Ring
3A	P27809	1	Sight Gauge, Hydraulic Oil (Includes Hardware)	42	P28827	1	Tee, Swivel
	④P21482	1	Sight Gauge, Hydraulic Oil (Includes Hardware)	43	P29165	1	Hydraulic Hose .25" x 15"
4	P21674	1	Breather, Hydraulic Tank	44	⑤P27181	1	Hydraulic Hose .25" x 30"
5	P27808	1	Return Filter, Hydraulic Oil	45	P29176	1	Hydraulic Hose .38" x 12"
			(See Page 6.2 for Breakdown)		④P27670	1	Hydraulic Hose .38" x 15"
6	P19878	1	Strainer, Hydraulic Oil	46	P29177	1	Hydraulic Hose .38" x 12"
7	P27469	1	Elbow, Suction Tube		④P21984	1	Hydraulic Hose .38" x 19"
8	P26026	2	Hose Clamp, Bolt Type	47	P18876	1	Hydraulic Hose .38" x 29"
9	N12331	1	Hose, Suction - 2" I.D.		④P27655	1	Hydraulic Hose .38" x 37"
	④N12099	1	Hose, Suction - 2" I.D. x 20" Lg.	48	P29184	1	Hydraulic Hose .75" x 19"
10	P20892	1	Flange Head Connector, 90° Elbow	49	P18921	1	Hydraulic Hose .75" x 23"
11	P17672	2	Flange Half	50	P23895	1	Hydraulic Hose .75" x 23"
12	P12971	1	O-Ring	51	P23896	1	Hydraulic Hose .75" x 27"
13	P21423	1	Pump, Gear	52	P29164	1	Hydraulic Hose .75" x 33"
14	①P19292	1	Priority Valve	53	P20079	1	Hydraulic Hose .75" x 38"
15	P30734	1	Accumulator Charge Valve	54	P00114	2	Bolt, Hx., 5/16"-18 x 3 1/2"
REF	P31572	1	Seal Kit, Charge Valve	55	P00204	7	Bolt, Hx., 3/8"-16 x 1"
16	P28776	1	Return Manifold	56	P00403	6	Bolt, Hx., 1/2"-13 x 1 1/4"
17	P21720	1	Hose, Return - 1 1/4" I.D.	57	P01309	6	Lockwasher, 5/16"
18	P14043	2	Hose Clamp	58	P01310	7	Lockwasher, 3/8"
19	P27374	1	Nipple, Pressure Check	59	P01312	6	Lockwasher, 1/2"
	④P27378	1	Nipple, Pressure Check	60	P01507	6	Nut, Hx., 5/16"-18
20	P27805	1	Dust Cap	*61	④P17810	1	Clamp, Return Tube
21	20212A	1	Check Valve	*62	④34562A	1	Nipple, 1 1/2" x 9 1/4"
22	P28391	1	Adapter, O-Ring - Pipe	*63	④P10232	1	90° Pipe Elbow
23	P40249	1	Adapter, Cross	*64	④P10818	1	Nipple, Hyd. Tank Breather
24	P29919	1	Sleeve, Power Beyond	*65	④P10909	1	Coupling, Hyd. Tank Breather
25	P17805	2	Connector, O-Ring	NOTES: ① For S/N 101-166, use P28098. ② For S/N 101-166, use P19765. ③ For S/N 101-123, use P29197. ④ Used S/N 495-498 & 500-530 Only. * Not Illustrated.			
26	P17785	1	Cap, Hex				
27	②P28380	1	Cap, Hex				
28	P17805	2	Connector, O-Ring				
29	P18936	1	Connector, O-Ring				
30	P18960	2	Connector, O-Ring	844B S/N 101 THRU			
31	P19415	1	Connector, O-Ring	6/98			
32	P23901	1	Connector, O-Ring	PUMP, SUCTION - RETURN HYDRAULICS ASSEMBLY			
33	P26606	1	Connector, JIC - Pipe				
34	P27397	1	Connector, JIC - Pipe				
35	P28261	1	Connector, O-Ring to O-Ring				



PART				PART			
ITEM	NUMBER	QTY.	DESCRIPTION	ITEM	NUMBER	QTY.	DESCRIPTION
1	65514B	1	Return Filter Assembly				
2	P04707	4	Nut, Hx., M8-1.25				
3	P04630	1	Flatwasher, M8				
4	N.S.S.	1	Cover				
5	N.S.S.	1	Spring, Cover				
6	N.S.S.	1	Insert Assembly				
7	P26042	1	O-Ring, Insert/Head				
8	P26041	1	O-Ring, Bypass				
9	P26043	1	O-Ring, Cover/Head				
10	P92009	1	Stud, M8 x 20				
11	N.S.S.	1	Head				
12	P24981	1	Gauge, Indicator				
13	P26040	1	Gasket				
14	P27810	1	Element, Filter				
15	N.S.S.	1	Bypass Valve Assembly				
16	N.S.S.	1	Diffuser				
17	P10736	2	Plug, Hex Socket				



ITEM	PART NUMBER	QTY.	DESCRIPTION
1	P27808	1	Return Filter Assembly
2	N.S.S.	1	Cover
3	37117X	1	O-Ring
4	N.S.S.	1	Spring
5	P04773	1	Locknut, Hx., M8-1.25
6	N.S.S.	1	Trestle
7	P04630	1	Flatwasher, M8
8	37118X	1	O-Ring
9	37119X	1	O-Ring
10	●N.S.S.	1	Gasket, Rubber
11	P24981	1	Gauge, Indicator
12	P10736	2	Plug, Hex Socket
13	N.S.S.	1	Tie Rod
14	N.S.S.	4	Nut, Hx. Flange, M8-1.25
15	N.S.S.	1	Head
16	P27810	1	Element, Filter
17	N.S.S.	1	Bypass Spring
18	N.S.S.	1	Diffuser
REF	37120X	1	Gasket & O-Ring Kit (Includes Items 3, 8, 9,10)

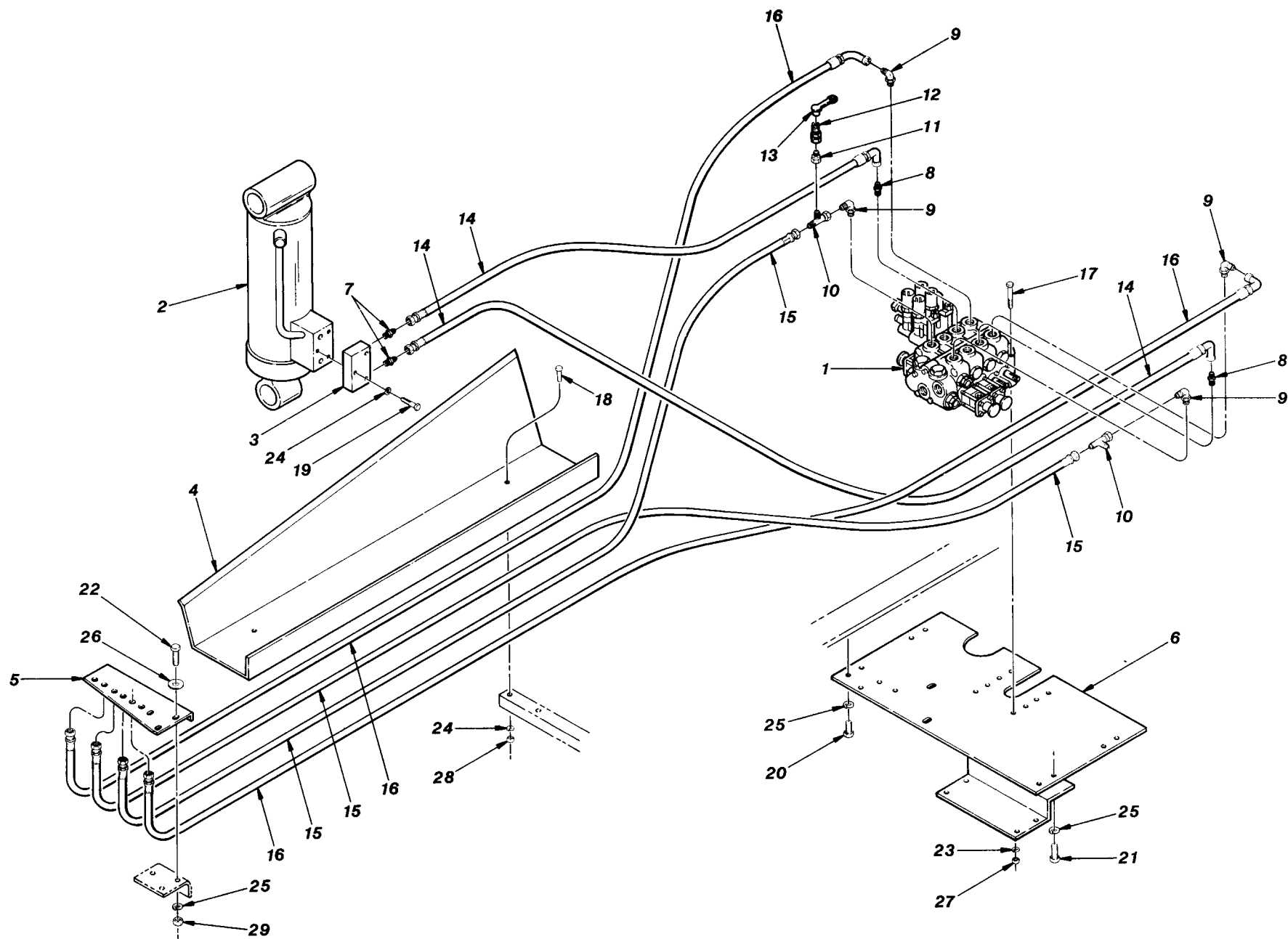
NOTES:

- Available in Gasket & O-Ring Kit 37120X.

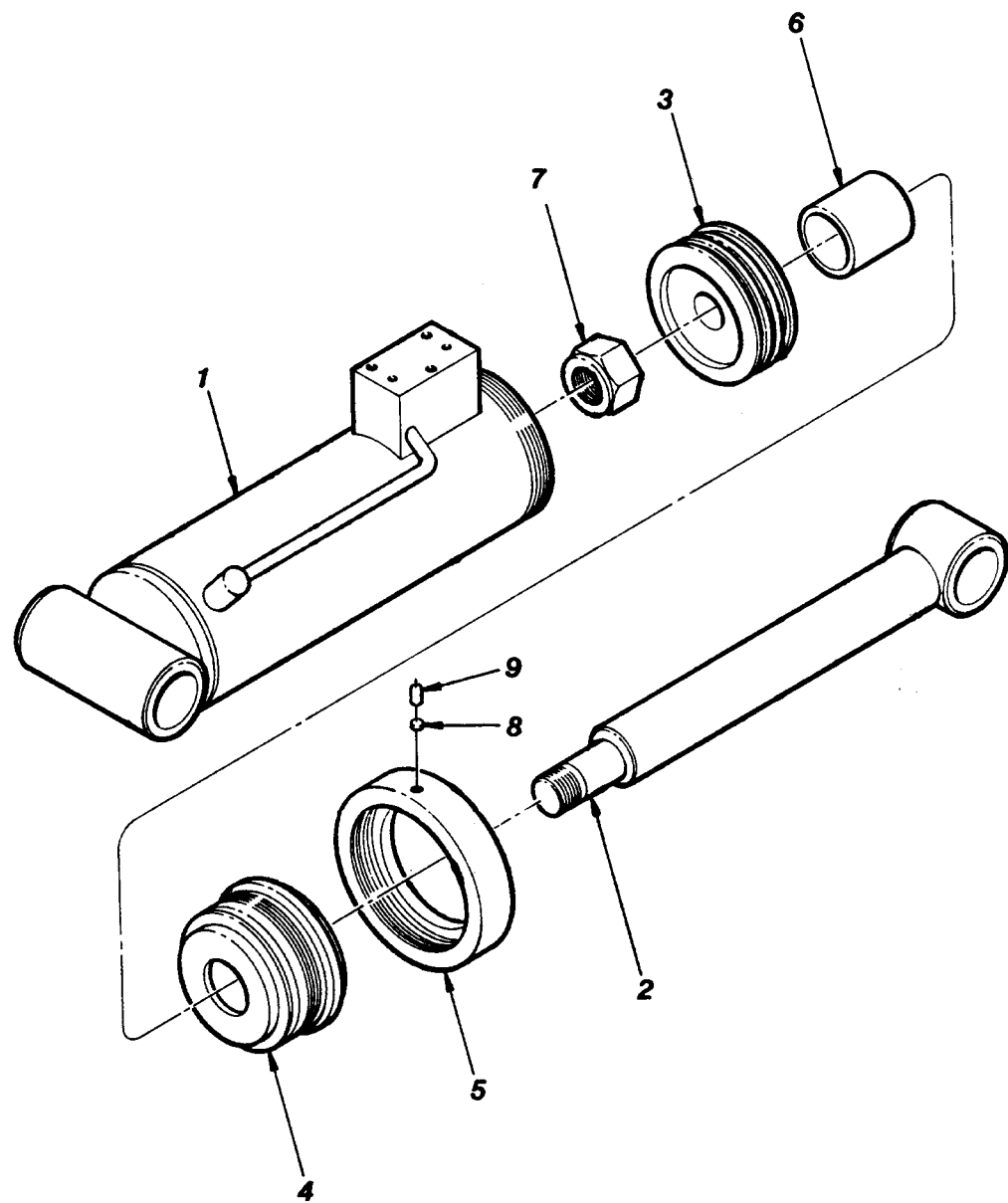
N.S.S. = Not Sold Separately

6.2.1

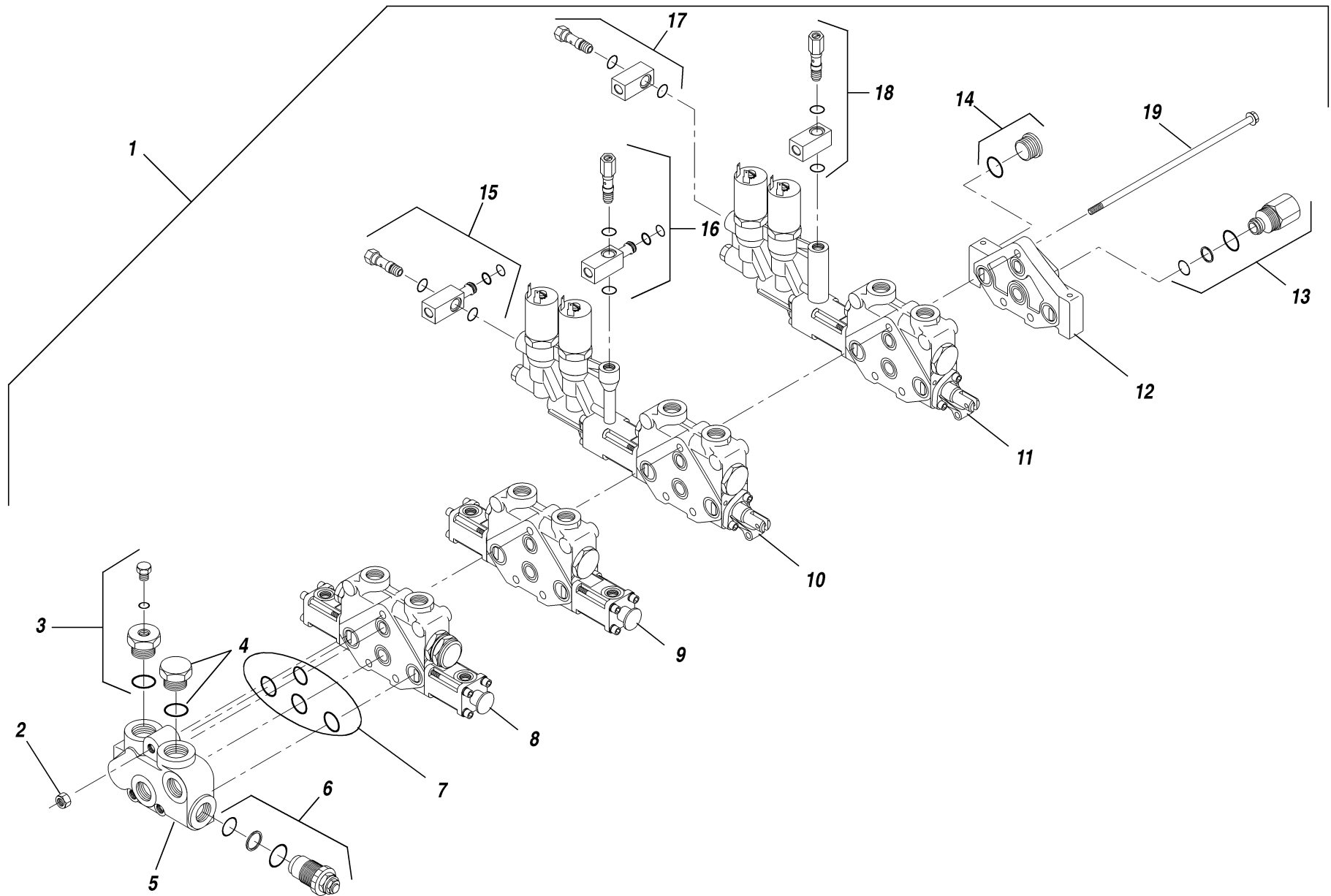
HYDRAULIC RETURN LINE FILTER ASSEMBLY



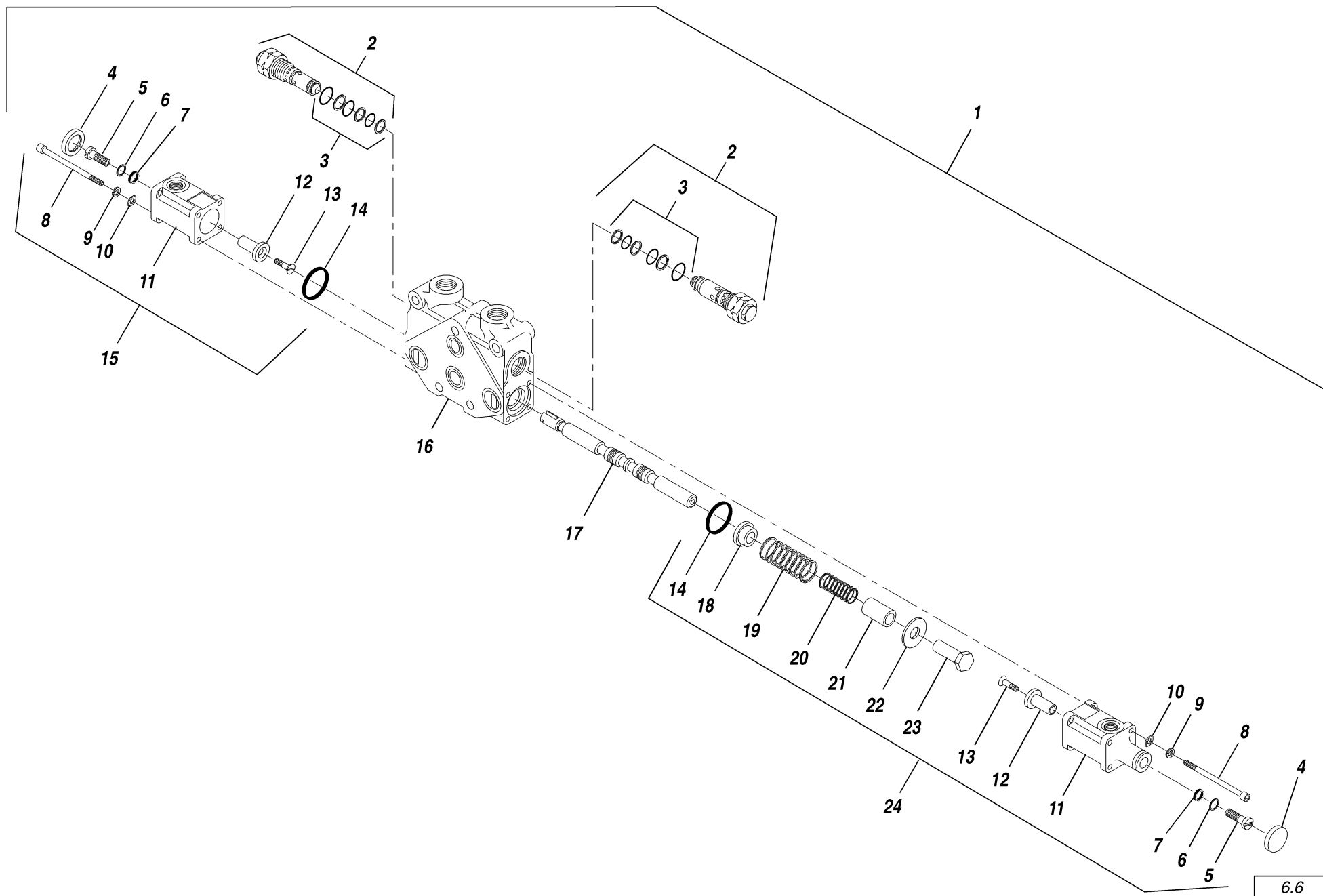
ITEM	PART NUMBER	QTY.	DESCRIPTION	ITEM	PART NUMBER	QTY.	DESCRIPTION
1		1	Control Valve (See Page 6.5 for Breakdown)				
	P28707	-	4 Spool (S/N 101–536 & 538)				
	P28705	-	5 Spool (S/N 101–536 & 538)				
	P28706	-	6 Spool (S/N 101–536 & 538)				
	P28488	-	7 Spool (S/N 101–536 & 538)				
		1	Control Valve (See Page 6.9 for Breakdown)				
	P31557	-	4 Spool (S/N 537 & 539 Thru)				
	P31578	-	6 Spool (S/N 537 & 539 Thru)				
2	25092B	1	Cylinder, Frame Tilt (See Page 6.4 for Breakdown)				
3	P28054	1	Counterbalance Valve				
	P40487	1	Seal Kit, Counterbalance Valve				
4	●35057B	1	Hose Tray				
5	25705B	1	Bulkhead Bracket				
6	30384C	1	Mounting Plate				
7	P18936	2	Connector, O-Ring				
8	P20852	2	Connector, O-Ring				
9	P18956	4	90° Elbow, O-Ring				
10	P20979	2	Tee, Swivel				
11	P26607	1	Reducer, Swivel				
12	P27374	1	Nipple, Pressure Check				
13	P27805	1	Dust Cap				
14	P29172	2	Hydraulic Hose .25" x 80"				
15	P29162	2	Hydraulic Hose .50" x 55"				
16	P29179	2	Hydraulic Hose .50" x 61"				
17	P00111	3	Bolt, Hx., 5/16"-18 x 2 3/4"				
18	P00204	4	Bolt, Hx., 3/8"-16 x 1"				
19	P00207	3	Bolt, Hx., 3/8"-16 x 1 3/4"				
20	P00402	6	Bolt, Hx., 1/2"-13 x 1"				
21	P00403	2	Bolt, Hx., 1/2"-12 x 1 1/4"				
22	P00404	3	Bolt, Hx., 1/2"-13 x 1 1/2"				
23	P01309	3	Lockwasher, 5/16"				
24	P01310	7	Lockwasher, 3/8"				
25	P01312	11	Lockwasher, 1/2"				
26	P01406	3	Flatwasher, 1/2"				
27	P01507	3	Nut, Hx., 5/16"-18				
28	P01508	4	Nut, Hx., 3/8"-16				
29	P01510	3	Nut, Hx., 1/2"-13				
				NOTES:			
				● For S/N 101-130, use 26497C.			
				844B S/N 101 THRU			
				FRAME HYDRAULICS ASSEMBLY			



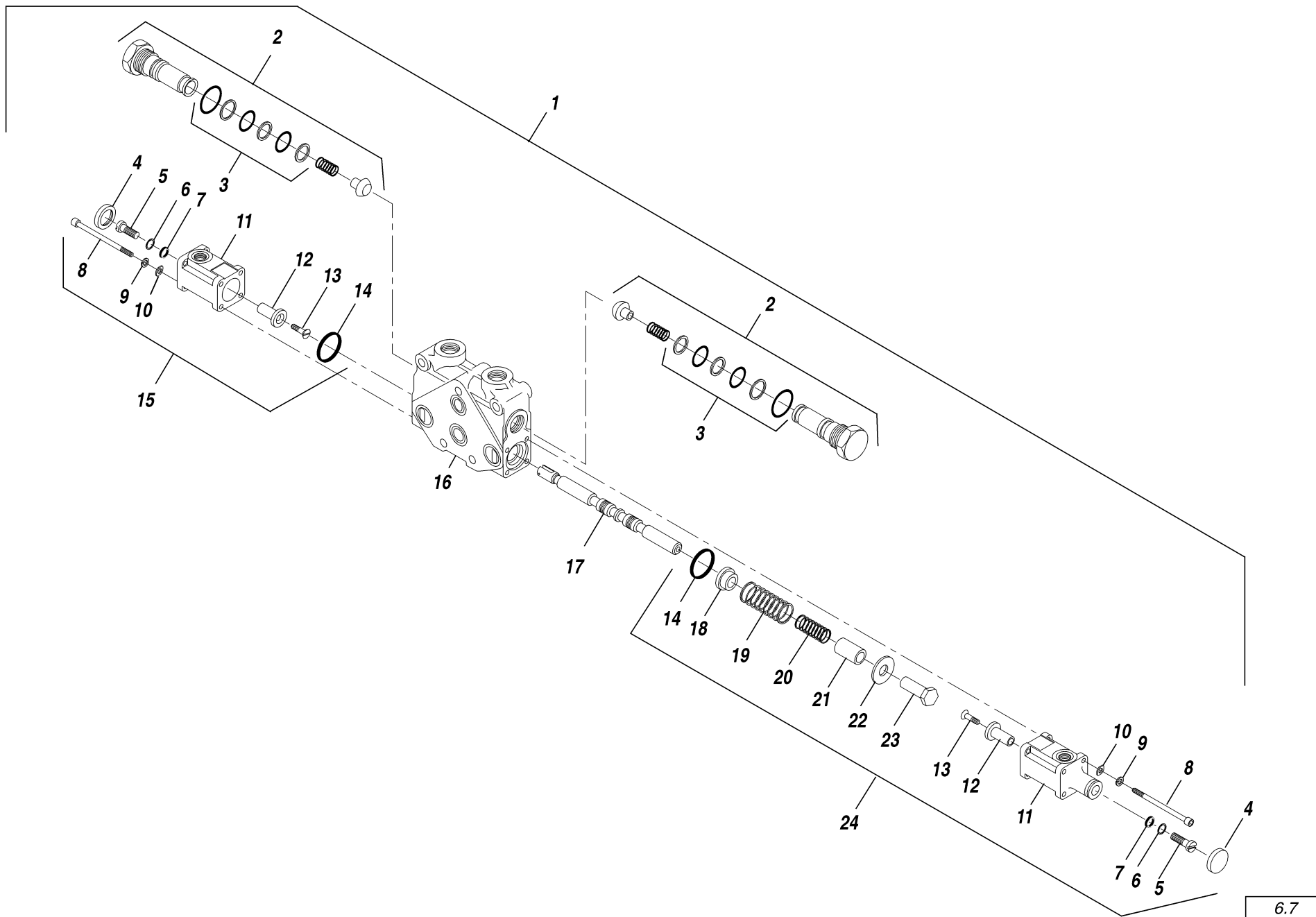
ITEM	PART NUMBER	QTY.	DESCRIPTION	ITEM	PART NUMBER	QTY.	DESCRIPTION
REF	P27552	-	Cylinder Assembly, Frame Tilt				
1	P29801	1	Barrel Weldment				
2	P29838	1	Rod Weldment				
3	P27265	1	Piston				
4	P27882	1	Rod Bearing				
5	P27887	1	Bearing Retainer				
6	P27860	1	Stroke Limiter				
7	P27280	1	Nut, Crownlock				
8	P27284	1	Plug, Nylon				
9	P02611	1	Set Screw				
REF	P27296	1	Seal Kit				
</							



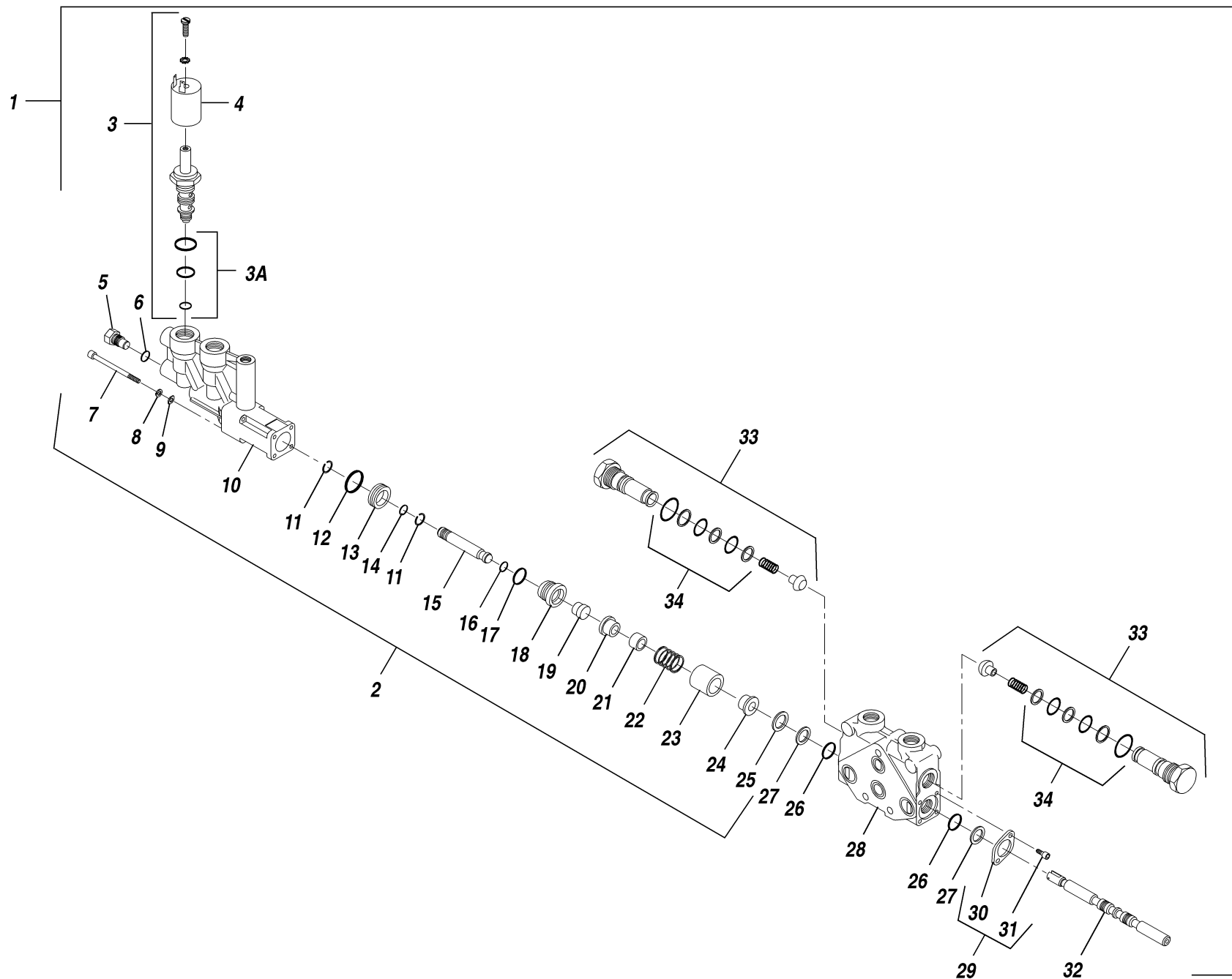
ITEM	PART NUMBER	QTY.	DESCRIPTION	ITEM	PART NUMBER	QTY.	DESCRIPTION
1	P28707	1	Control Valve, 4 Section				
	P28705	-	Control Valve, 5 Section				
	P28706	-	Control Valve, 6 Section				
	P28488	-	Control Valve, 7 Section				
2	P01508	3	Nut, Hx., 3/8"-16				
3	P30933	1	O-Ring Plug, Special				
4	P21635	1	O-Ring Plug, Hex				
5	P30439	1	Inlet Cover Assembly (Includes Items 3, 4 & 6)				
6	P92419	1	Main Relief Cartridge				
7	P27601	❶	Seal Kit, Valve Section				
8	P30440	1	Valve Section, Carriage Fork Tilt (See Page 6.6 for Breakdown)				
9	P91694	1	Valve Section, Transfer Carriage (See Page 6.7 for Breakdown)				
10	P30443	1	Valve Section, Frame Tilt & Outtrigger (See Page 6.8 for Breakdown)				
11	P28719	1	Valve Section, Auxiliary (See Page 6.8 for Breakdown)				
12	P92437	1	Housing, Cover				
13	P92438	1	Power Beyond Sleeve Assembly				
14	P27938	1	O-Ring Plug, Hollow Hex				
15	P29645	1	Solenoid Fitting-Threaded, Pressure (Non-Ajd)				
16	P30539	1	Solenoid Fitting-Threaded, Tank				
17	P29644	1	Solenoid Fitting, Pressure (Non-Ajd)				
	36780X	❷	Solenoid Fitting, Pressure (Non-Ajd)				
18	P29123	1	Solenoid Fitting, Tank				
	P30540	❷	Solenoid Fitting, Tank				
19	P30934	3	Capscrew, Hx. Washer Hd., 3/8"-16 x 9 1/2" (For 4 Section Valve)				
	P30935	-	Capscrew, Hx. Washer Hd., 3/8"-16 x 11 1/4" (For 5 Section Valve)				
	P30936	-	Capscrew, Hx. Washer Hd., 3/8"-16 x 13" (For 6 Section Valve)				
	P91705	-	Capscrew, Hx. Washer Hd., 3/8"-16 x 14 3/4" (For 7 Section Valve)				
				NOTES: ❶ 5 Required for 4 Section Valve. 6 Required for 5 Section Valve. 7 Required for 6 Section Valve. 8 Required for 7 Section Valve. ❷ Not Used with 4 Section Valve. 1 Required for 5 Section Valve. 2 Required for 6 Section Valve. 3 Required for 7 Section Valve.			
				<div>844B S/N 101–536 & 538</div> <div>6.5</div> <div>6/98</div> <div>HYDRAULIC CONTROL VALVE ASSEMBLY</div>			



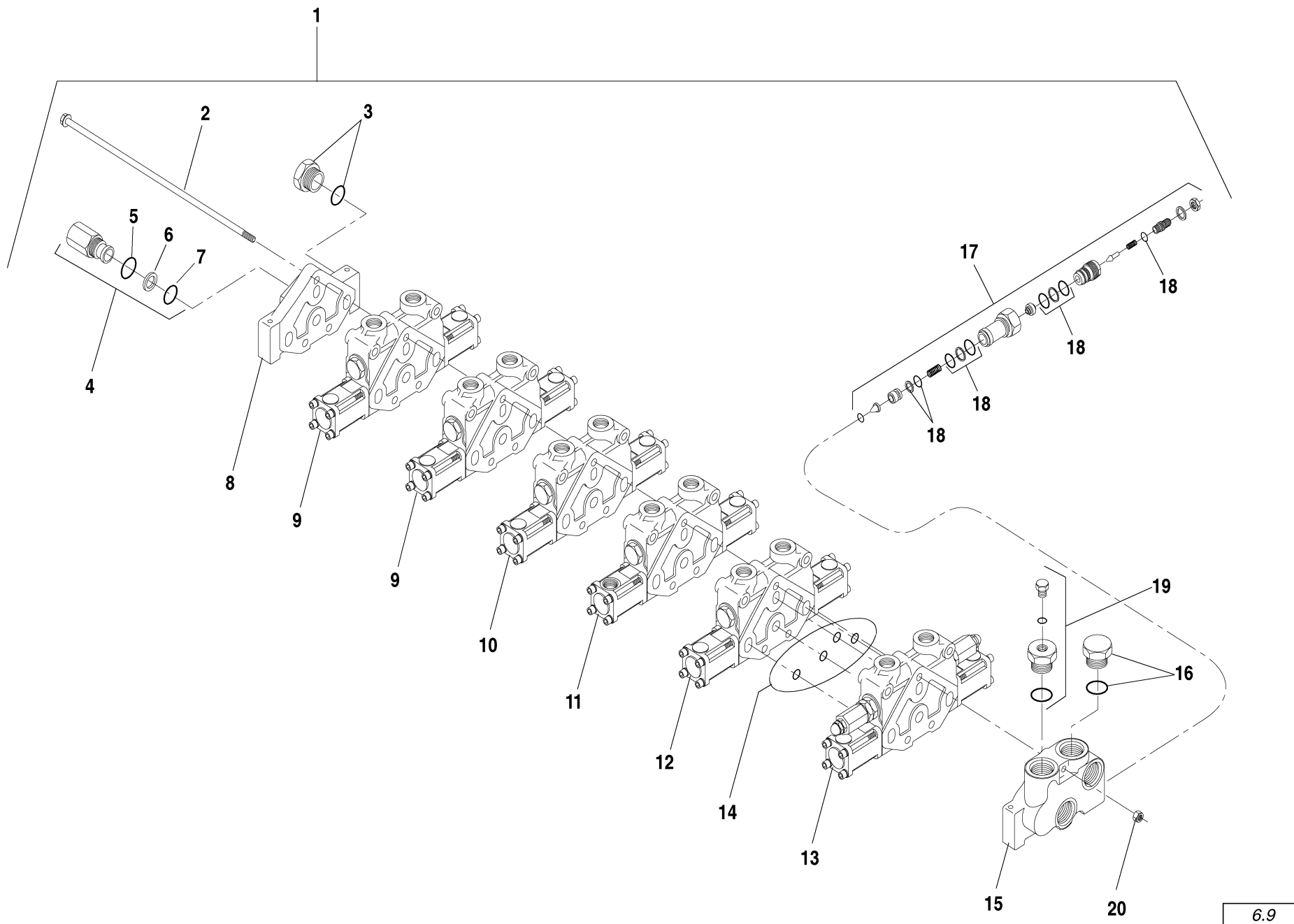
PART				PART			
ITEM	NUMBER	QTY.	DESCRIPTION	ITEM	NUMBER	QTY.	DESCRIPTION
1	P30440	-	Valve Section, Carriage Fork Tilt				
2	P29408	2	Relief Valve				
3	P92417	1	Seal Kit, Relief Valve				
4	P91716	2	Boot				
5	P91715	2	Adjustable Screw				
6	P91714	2	Back-Up Ring				
7	P91713	2	O-Ring				
8	P01763	8	Capscrew, Socket Hd., 1/4"-20 x 3"				
9	P01308	8	Lockwasher, 1/4"				
10	P91712	8	Bearing Plate				
11	P91711	2	HRO Bonnet				
12	P91710	2	Travel Stop				
13	P91709	2	Screw				
14	P91708	1	O-Ring				
15	P91707	1	Bonnet Assembly (Includes Items 4-14)				
16	N.S.S.	1	Housing				
17	N.S.S.	1	Spool				
18	P91718	1	Stop Collar				
19	P91719	1	Spring, Large				
20	P91720	1	Spring, Small				
21	P91721	1	Stop Sleeve				
22	P91722	1	Washer				
23	P91723	1	Position Spud				
24	P91706	1	Positioner Assembly (Incl. Items 4-14 & 18-23)				



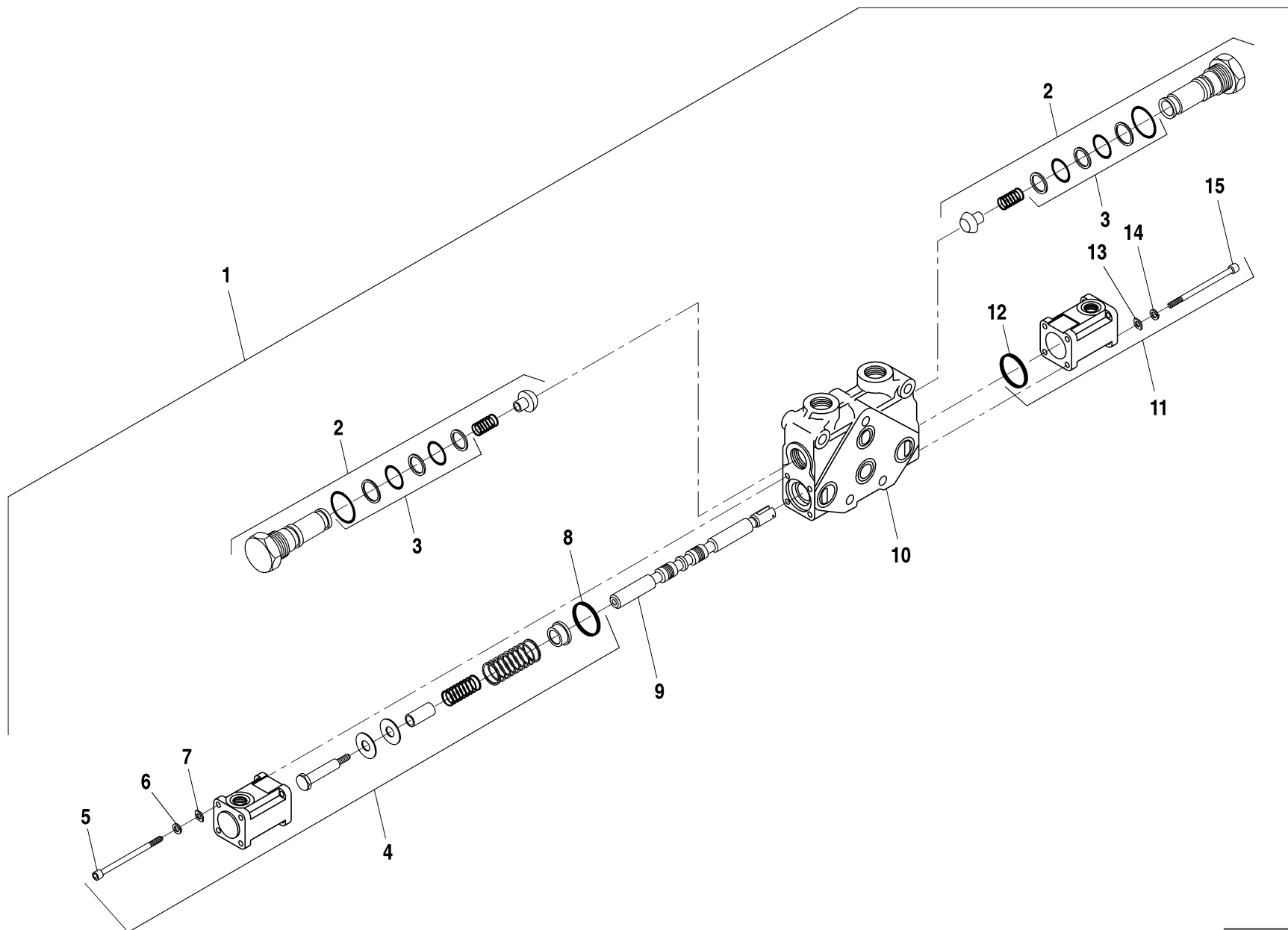
PART				PART			
ITEM	NUMBER	QTY.	DESCRIPTION	ITEM	NUMBER	QTY.	DESCRIPTION
1	P91694	-	Valve Section, Transfer Carriage				
2	P20301	2	Load Check Plug Assembly				
3	P92417	1	Seal Kit, Load Check				
4	P91716	2	Boot				
5	P91715	2	Adjustable Screw				
6	P91714	2	Back-Up Ring				
7	P91713	2	O-Ring				
8	P01763	8	Capscrew, Socket Hd., 1/4"-20 x 3"				
9	P01308	8	Lockwasher, 1/4"				
10	P91712	8	Bearing Plate				
11	P91711	2	HRO Bonnet				
12	P91710	2	Travel Stop				
13	P91709	2	Screw				
14	P91708	1	O-Ring				
15	P91707	1	Bonnet Assembly (Includes Items 4-14)				
16	N.S.S.	1	Housing				
17	N.S.S.	1	Spool				
18	P91718	1	Collar, Stop				
19	P91719	1	Spring, Large				
20	P91720	1	Spring, Small				
21	P91721	1	Sleeve, Stop				
22	P91722	1	Washer				
23	P91723	1	Position Spud				
24	P91706	1	Positioner Assembly (Incl. Items 4-14 & 18-23)				



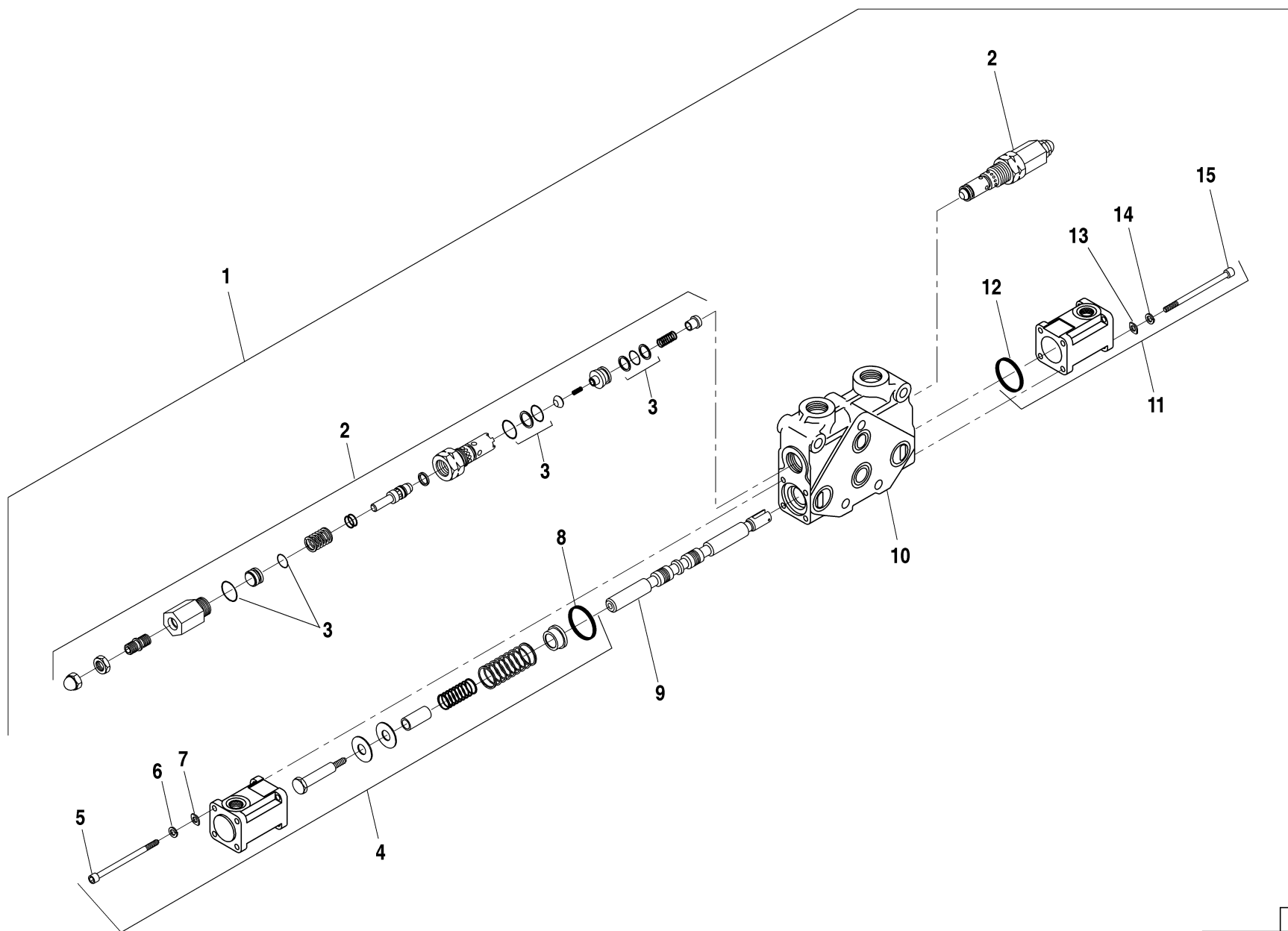
PART				PART			
ITEM	NUMBER	QTY.	DESCRIPTION	ITEM	NUMBER	QTY.	DESCRIPTION
1	P30443	-	Valve Section, Frame Tilt				
	P28719	-	Valve Section, Auxiliary				
2	P28741	1	Solenoid Actuator (Includes Items 3-25)				
3	P29578	2	Solenoid Cartridge, 12V				
3A	P31228	1	Seal Kit, Solenoid Cartridge				
4	P31227	1	Coil, Solenoid, 12V DC				
5	P25691	1	Plug (Includes Item 6)				
6	P28954	1	O-Ring				
7	P01764	4	Screw, Hx. Socket Hd., 1/4"-20 x 3 1/4"				
8	P01308	4	Lockwasher, 1/4"				
9	P91712	4	Bearing Plate				
10	N.S.S.	1	Housing				
11	P91741	2	Retaining Ring				
12	P20303	1	O-Ring				
13	P91740	1	Piston				
14	P91742	1	O-Ring				
15	P91736	1	Piston Rod				
16	P91739	1	O-Ring				
17	P91738	1	O-Ring				
18	P91737	1	Piston Rod Guide				
19	P91735	1	Spool Screw				
20	P91734	1	Spool Centering Collar				
21	N.S.S.	1	Spacer				
22	P91733	1	Spring				
23	P91731	11	Sleeve				
24	P91732	1	Stop Collar				
25	N.S.S.	1	Seal Plate				
26	P20303	2	O-Ring				
27	P20304	2	Washer				
28	N.S.S.	1	Section Housing				
29	P30795	1	Seal Retainer Kit (Includes Items 30 & 31)				
30	N.S.S.	1	Plate, Seal Retainer				
31	P01751	2	Screw, Socket Head, 1/4"-20 x 1/2"				
32	N.S.S.	1	Spool				
33	P20301	2	Load Check Plug Assembly				
34	P92417	1	Seal Kit, Load Check				
				</			



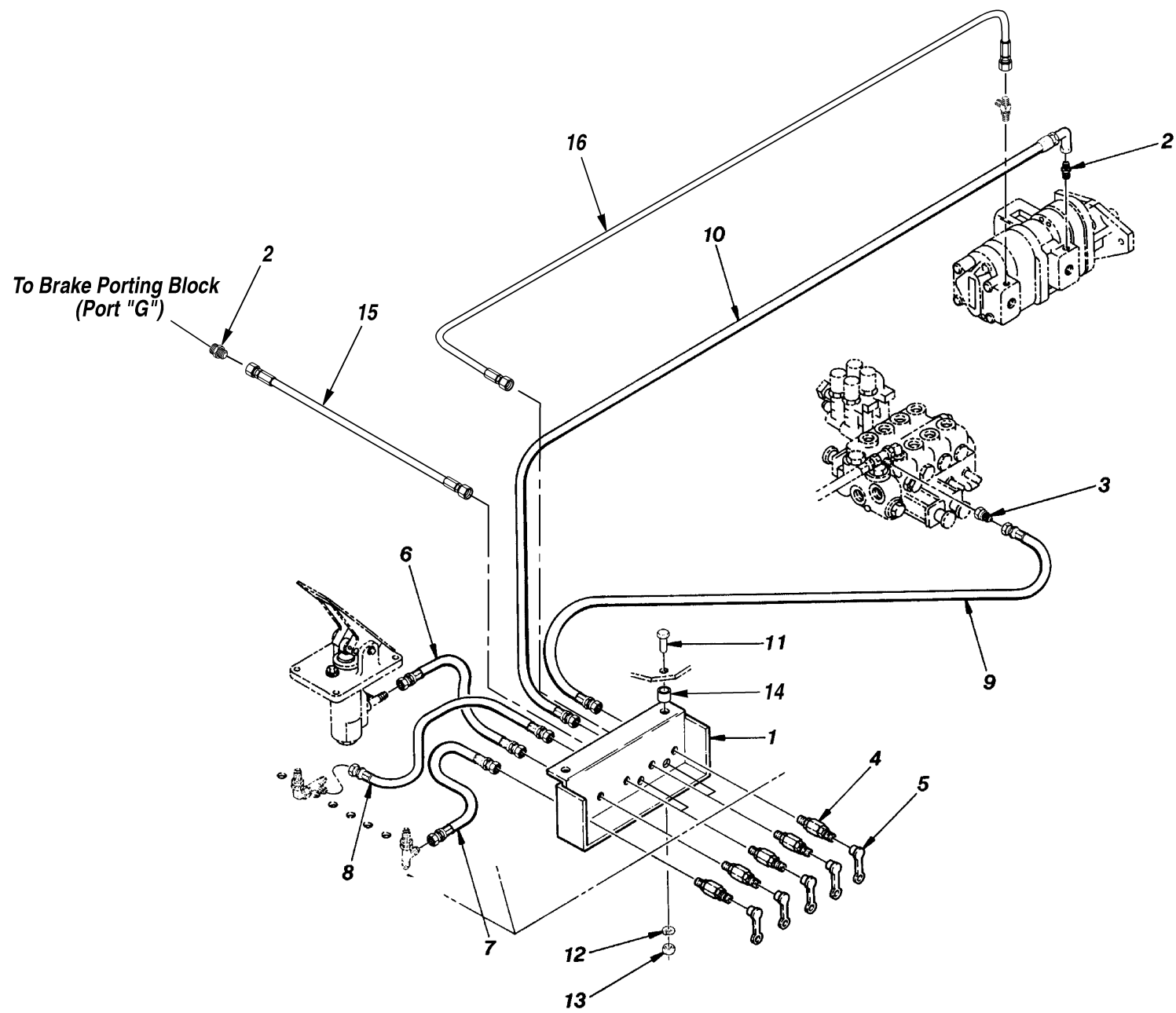
[illegible]



PART				PART			
ITEM	NUMBER	QTY.	DESCRIPTION	ITEM	NUMBER	QTY.	DESCRIPTION
1	36783X	-	Valve Section Assembly - Auxiliary/ Transfer				
	36784X	-	Valve Section Assembly - Frame Tilt				
2	P20301	2	Load Check Plug Assembly				
3	P92417	1	Seal Kit, Load Check				
4	P30931	1	Positioner Assembly				
5	P01763	4	Capscrew, Socket Hd., 1/4"-20 × 3"				
6	P01308	4	Lockwasher, 1/4"				
7	P91712	4	Washer, Bearing				
8	P91708	1	Seal, Square Cut				
9	N.S.S.	1	Spool				
10	N.S.S.	1	Housing				
11	P30930	1	Bonnet Assembly				
12	P91708	1	Seal, Square Cut				
13	P91712	4	Washer, Bearing				
14	P01308	4	Lockwasher, 1/4"				
15	P01763	4	Capscrew, Socket Hd., 1/4"-20 × 3"				



PART				PART			
ITEM	NUMBER	QTY.	DESCRIPTION	ITEM	NUMBER	QTY.	DESCRIPTION
1	36786X	-	Valve Section Assembly - Carriage Fork Tilt				
2	P30941	2	CRA Adjustable Relief Valve Assembly				
3	P92417	1	Seal Kit, Relief Valve				
4	P30931	1	Positioner Assembly				
5	P01763	4	Capscrew, Socket Hd., 1/4"-20 × 3"				
6	P01308	4	Lockwasher, 1/4"				
7	P91712	4	Washer, Bearing				
8	P91708	1	Seal, Square Cut				
9	N.S.S.	1	Spool				
10	N.S.S.	1	Housing				
11	P30930	1	Bonnet Assembly				
12	P91708	1	Seal, Square Cut				
13	P91712	4	Washer, Bearing				
14	P01308	4	Lockwasher, 1/4"				
15	P01763	4	Capscrew, Socket Hd., 1/4"-20 × 3"				



ITEM	PART NUMBER	QTY.	DESCRIPTION	ITEM	PART NUMBER	QTY.	DESCRIPTION
1	30217B	1	Housing, Test Port				
2	P18960	2	Connector, O-Ring				
3	P26607	1	Reducer, Swivel				
4	P28496	①7	Diagnostic Nipple, Bulkhead				
5	P27805	①7	Dust Cap				
6	P18868	1	Hydraulic Hose .25" x 15"				
7	P27719	1	Hydraulic Hose .25" x 22"				
8	P29152	1	Hydraulic Hose .25" x 30"				
9	P29153	1	Hydraulic Hose .25" x 41"				
10	P29170	1	Hydraulic Hose .25" x 71"				
11	②P00207	2	Capscrew, Hx. 3/8"-16 x 1 3/4"				
12	P01310	2	Lockwasher, 3/8"				
13	P01508	2	Nut, Hx., 3/8"-16				
14	③30801A	2	Spacer				
15	③P30189	1	Hydraulic Hose .25" x 49"				
16	③P25239	1	Hydraulic Hose .25" x 61"				
NOTES: ① Quantity Varies on Early Production Models. ② For Machines without Spacer, use P00202: 3/4" Long Capscrew. ③ Not used Early Production.							
				844B S/N 101 THRU			
				TEST PORT HYDRAULICS ASSEMBLY			

6.12

TABLE OF CONTENTS

Section 7 — Control Hydraulics

Joystick Control Hydraulics (S/N 101 – 536 & 538)7.1

Joystick Control Hydraulics (S/N 537, 539 Thru) 7.1.1

Hydraulic (Boom) Control Valve Assembly7.2

Relief Valve Assembly7.3

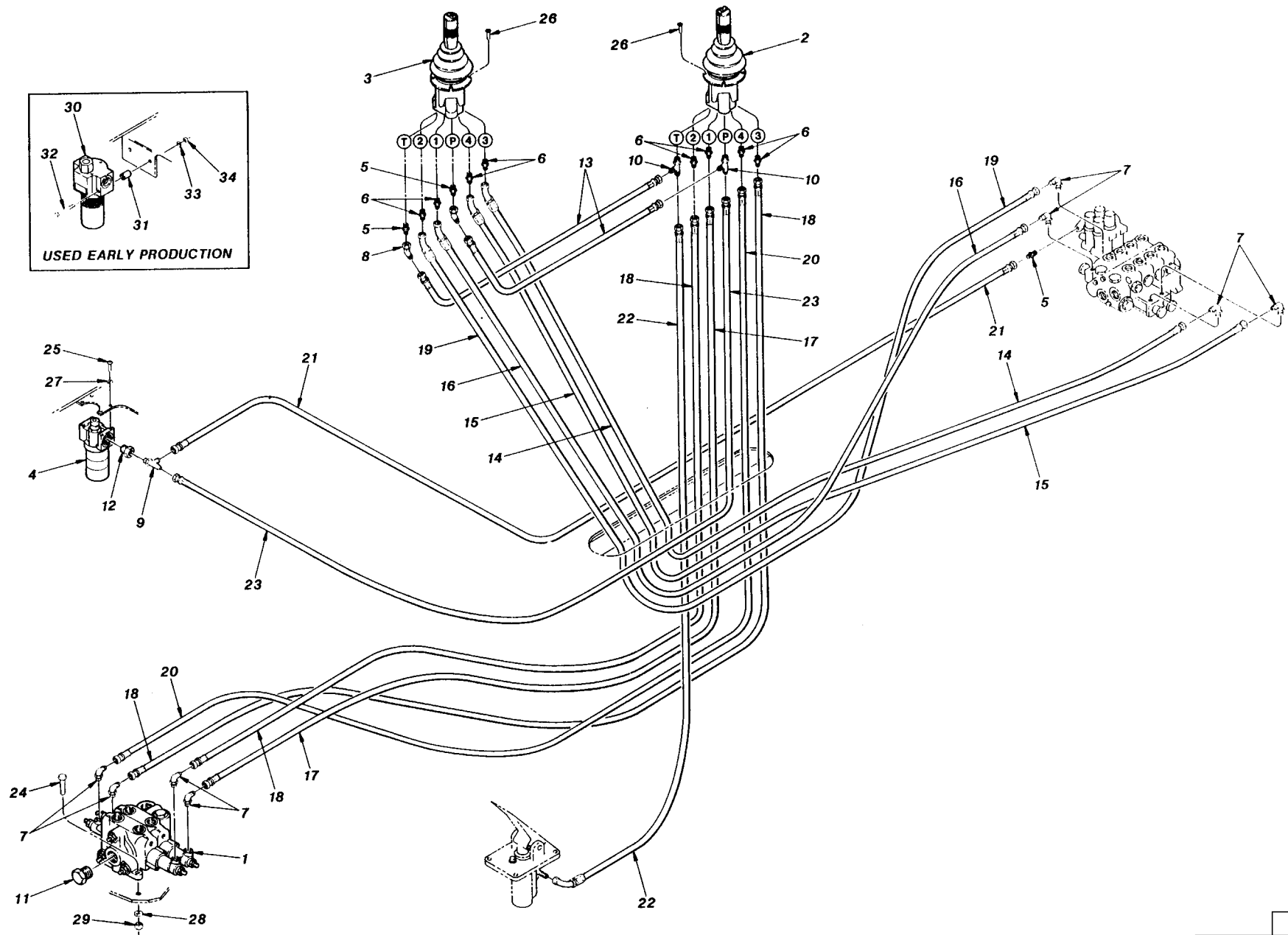
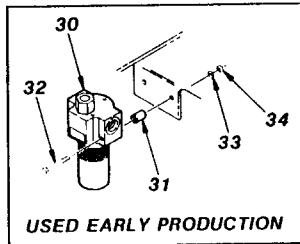
Joystick Control Assembly (S/N 101 – 536 & 538)7.4

Joystick Control Assembly (S/N 537, 539 Thru) 7.4.1

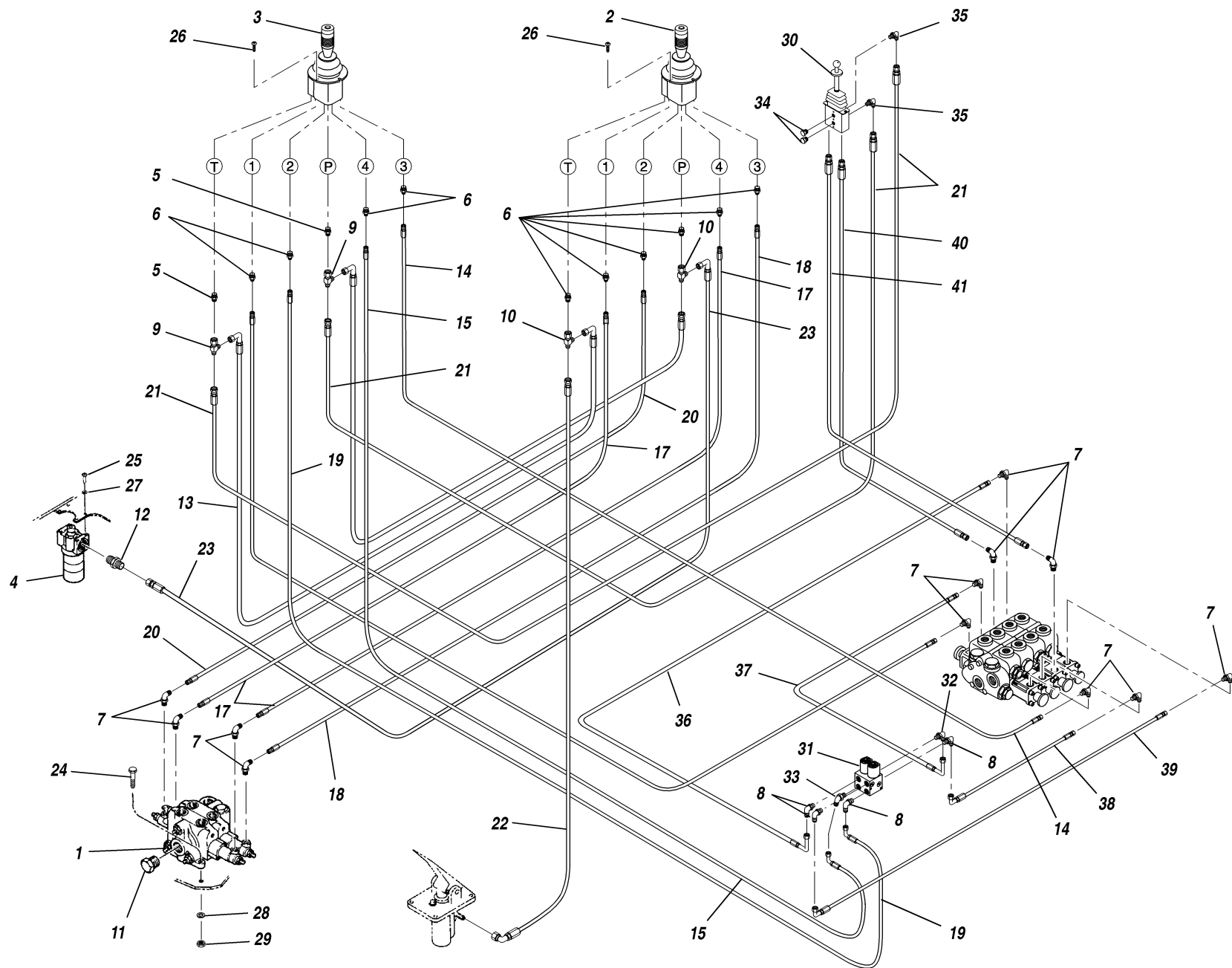
Frame Tilt Control Assembly (S/N 537, 539 Thru)7.5

Circuit Selector Valve Assembly (S/N 537, 539 Thru)7.6

Pressure Filter Assembly7.7

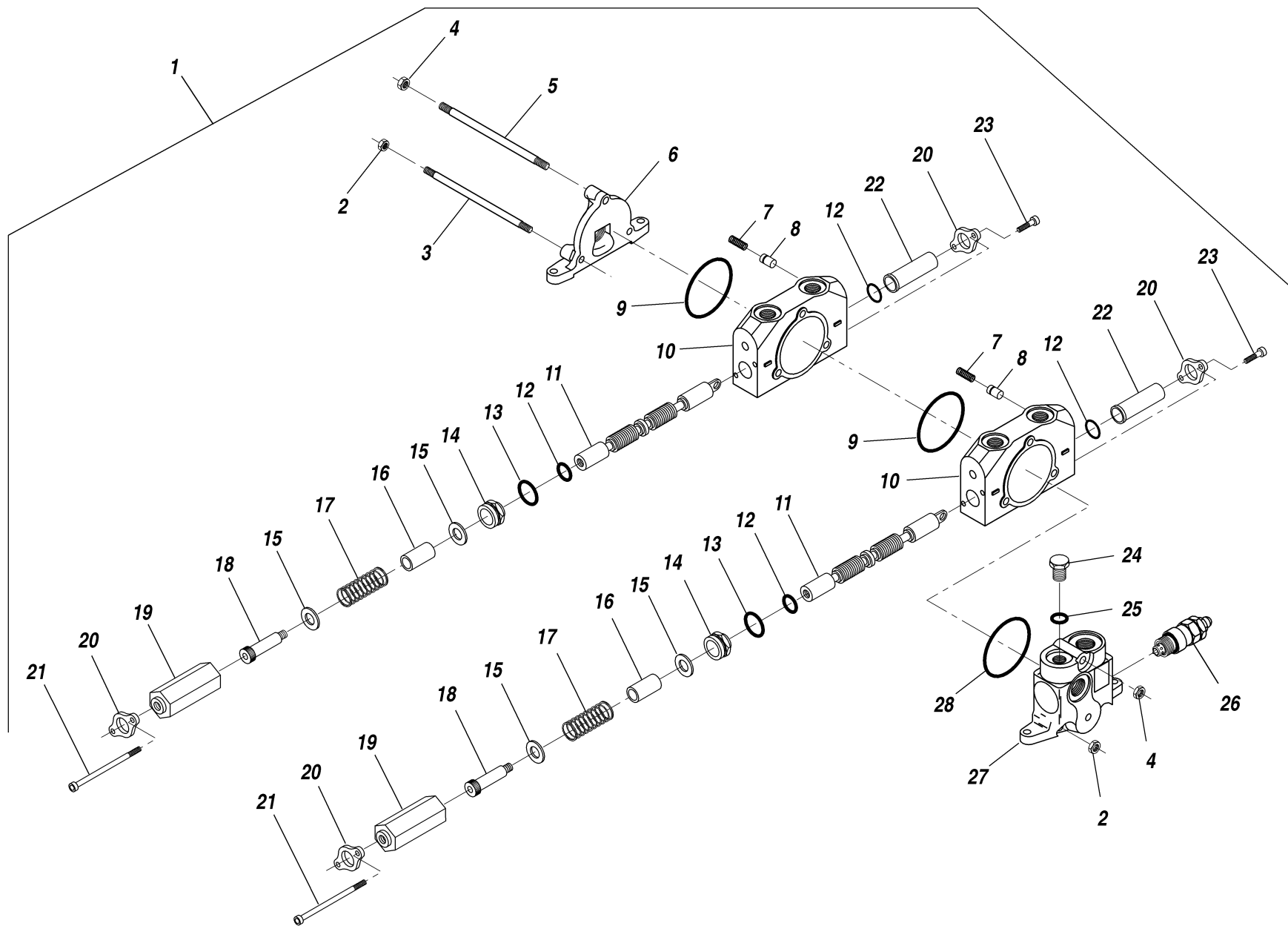


ITEM	PART NUMBER	QTY.	DESCRIPTION	ITEM	PART NUMBER	QTY.	DESCRIPTION
1	P28492	1	2 Spool Valve, Boom Control (See Page 7.2 for Breakdown)	34	P01506	2	Nut, Hx., 1/4"-20
REF	P31590	1	Seal Kit, 2 Spool Valve				
2	P28495	1	Joystick Control Valve (Boom Control) (See Page 7.4 for Breakdown)				
REF	P31286	4	Seal Kit, Joystick Control Valve				
3	P40009	1	Joystick Control Valve (Transfer and Fork Tilt) (See Page 7.4 for Breakdown)				
REF	P31286	4	Seal Kit, Joystick Control Valve				
4	P29325	1	Pressure Filter (See Page 7.7 for Breakdown)				
5	P18936	3	Connector, O-Ring				
6	P24612	8	Connector, O-Ring				
7	P18935	8	90° Elbow, O-Ring				
8	P21175	2	45° Elbow, O-Ring				
9	P21219	1	Tee, O-Ring				
10	P21914	2	Tee, O-Ring				
11	P25686	1	Plug, O-Ring				
12	P28382	1	Adapter, O-Ring				
13	❶P27119	1	Hydraulic Hose .25" x 18"				
14	P29187	1	Hydraulic Hose .25" x 44"				
15	P29188	1	Hydraulic Hose .25" x 46"				
16	P29189	1	Hydraulic Hose .25" x 52"				
17	P29154	1	Hydraulic Hose .25" x 58"				
18	P29155	2	Hydraulic Hose .25" x 61"				
19	P28190	1	Hydraulic Hose .25" x 62"				
20	P29156	1	Hydraulic Hose .25" x 64"				
21	P18874	1	Hydraulic Hose .38" x 27"				
22	P29175	1	Hydraulic Hose .38" x 44"				
23	P29160	1	Hydraulic Hose .38" x 53"				
24	P00405	3	Capscrew, Hx., 1/2"-13 x 1 3/4"				
25	P03179	4	Capscrew, Button Hd. Socket, #10-24 x 5/8"				
26	P03196	8	Capscrew, Button Hd. Socket, 1/4"-20 x 3/4"				
27	P01306	4	Lockwasher, #10				
28	P01312	3	Lockwasher, 1/2"				
29	P01510	3	Nut, Hx., 1/2"-13				
30	❷N.L.A.	1	Pressure Filter				
REF	P28128	1	Filter Element				
31	N12032	2	Spacer				
32	P00011	2	Capscrew, Hx., 1/4"-20 x 2 1/2"				
33	P01308	2	Lockwasher, 1/4"				
				NOTES:			
				❶ Use P29191 for Hoses with 45° Hose ends.			
				❷ Use P29325 (Item 4) for Replacement.			
				7.1			
				844B S/N 101-536 & 538			
				6/98			
				JOYSTICK CONTROL HYDRAULICS ASSEMBLY			

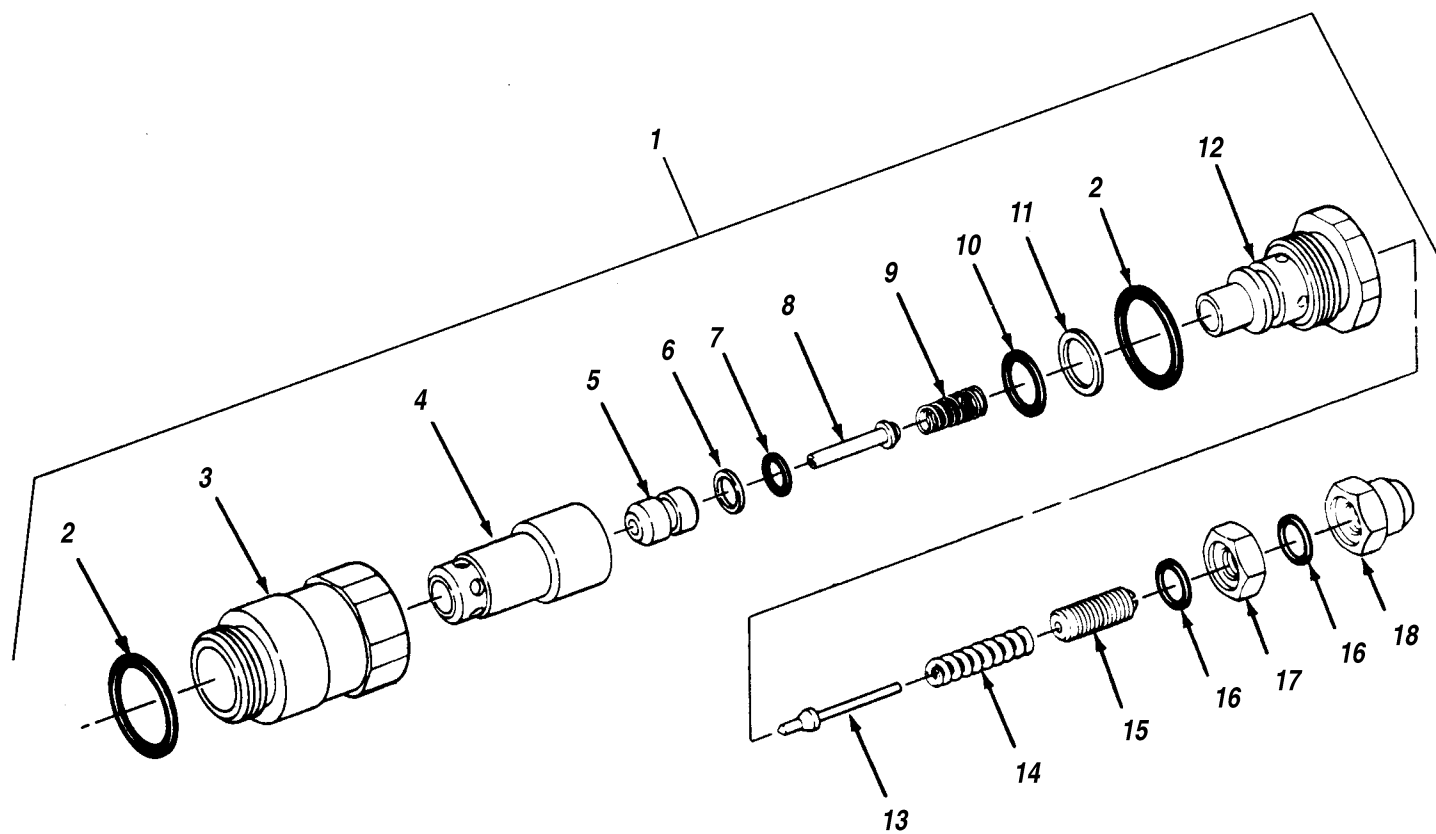


ITEM	PART NUMBER	QTY.	DESCRIPTION	ITEM	PART NUMBER	QTY.	DESCRIPTION
1	P28492	1	2 Spool Valve, Boom Control (See Page 7.2 for Breakdown)	33	P21619	1	45° Elbow, O-Ring
REF	P31590	1	Seal Kit, 2 Spool Valve	34	P25691	2	Plug, O-Ring
2	P31406	1	Joystick Control Valve (Boom Control) (See Page 7.4.1 for Breakdown)	35	P19815	2	45° Elbow, O-Ring
REF	P32578	4	Seal Kit, Joystick Control Valve	36	P19753	1	Hydraulic Hose .25" x 36"
3	P31559	1	Joystick Control Valve (Transfer and Fork Tilt) (See Page 7.4.1 for Breakdown)	37	P27135	1	Hydraulic Hose .25" x 22"
REF	P32578	4	Seal Kit, Joystick Control Valve	38	P19889	1	Hydraulic Hose .25" x 32"
4	P29325	1	Pressure Filter (See Page 7.7 for Breakdown)	39	P30155	1	Hydraulic Hose .25" x 38"
5	P18936	2	Connector, O-Ring	40	P32408	1	Hydraulic Hose .25" x 45"
6	P24612	10	Connector, O-Ring	41	P32407	1	Hydraulic Hose .25" x 61"
7	P18935	12	90° Elbow, O-Ring				
8	P19248	4	90° Elbow, O-Ring				
9	P19412	2	Tee, Swivel				
10	P21914	2	Tee, O-Ring				
11	P25686	1	Plug, O-Ring				
12	P18997	1	Adapter, O-Ring				
13	P29191	1	Hydraulic Hose .25" x 18"				
14	P29187	1	Hydraulic Hose .25" x 44"				
15	P32409	1	Hydraulic Hose .25" x 66"				
16	P29189	1	Hydraulic Hose .25" x 52"				
17	P29155	2	Hydraulic Hose .25" x 61"				
18	P29154	1	Hydraulic Hose .25" x 58"				
19	P32410	1	Hydraulic Hose .25" x 68"				
20	P29156	1	Hydraulic Hose .25" x 64"				
21	P27187	2	Hydraulic Hose .38" x 27"				
22	P29175	1	Hydraulic Hose .38" x 49"				
23	P29160	1	Hydraulic Hose .38" x 53"				
24	P00405	3	Bolt, Hx., 1/2"-13 x 1 3/4"				
25	P03179	4	Capscrew, Button Hd. Socket, #10-24 x 5/8"				
26	P03196	10	Capscrew, Button Hd. Socket, 1/4"-20 x 3/4"				
27	P01306	4	Lockwasher, #10				
28	P01312	3	Lockwasher, 1/2"				
29	P01510	3	Nut, Hx., 1/2"-13				
30	P31443	1	Control Valve, Frame Tilt (See Page 7.5 for Breakdown)				
31	P31560	1	Circuit Selector Valve, 6-Port (See Page 7.6 for Breakdown)				
32	P18960	1	Adapter				
				844B S/N 537 & 539 THRU			
				JOYSTICK CONTROL HYDRAULICS ASSEMBLY			

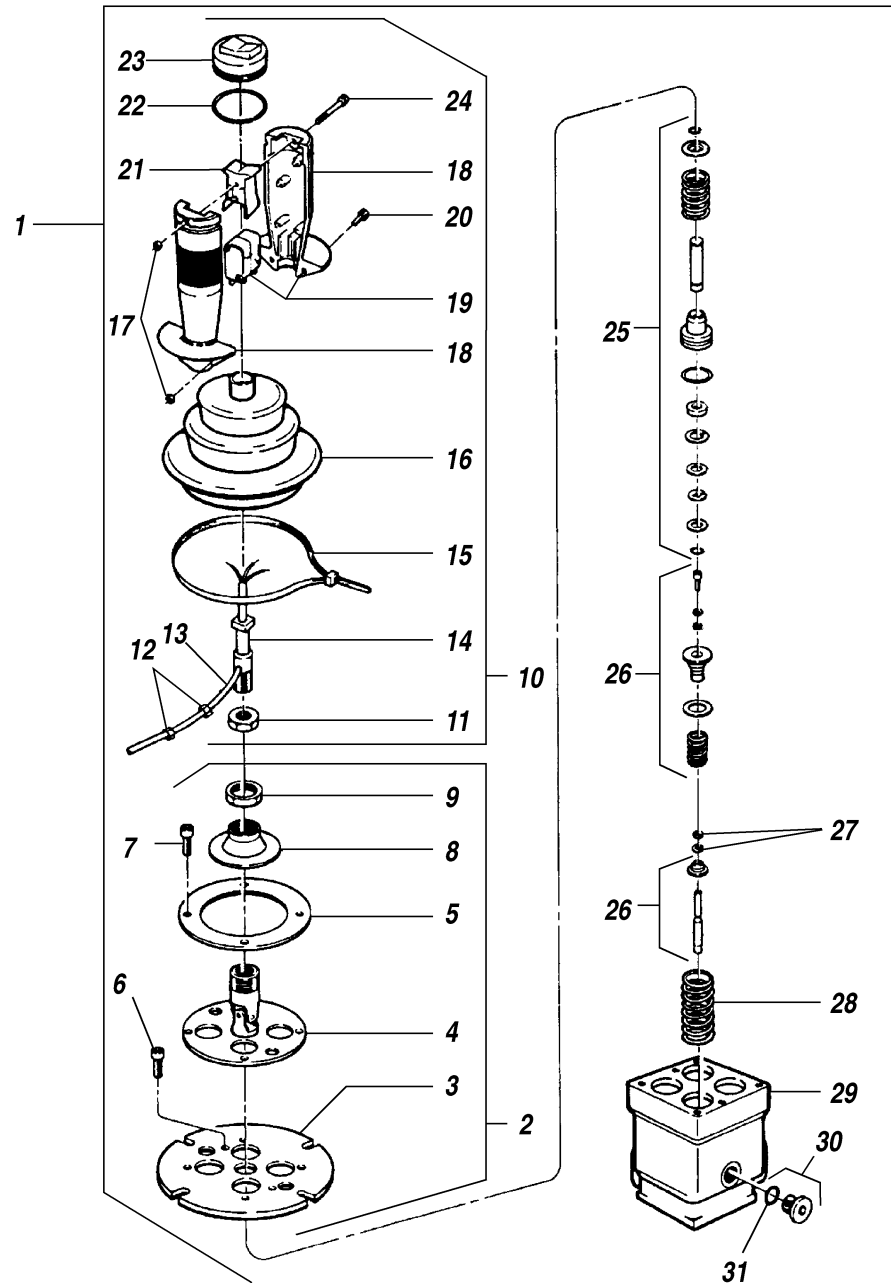
7.1.1



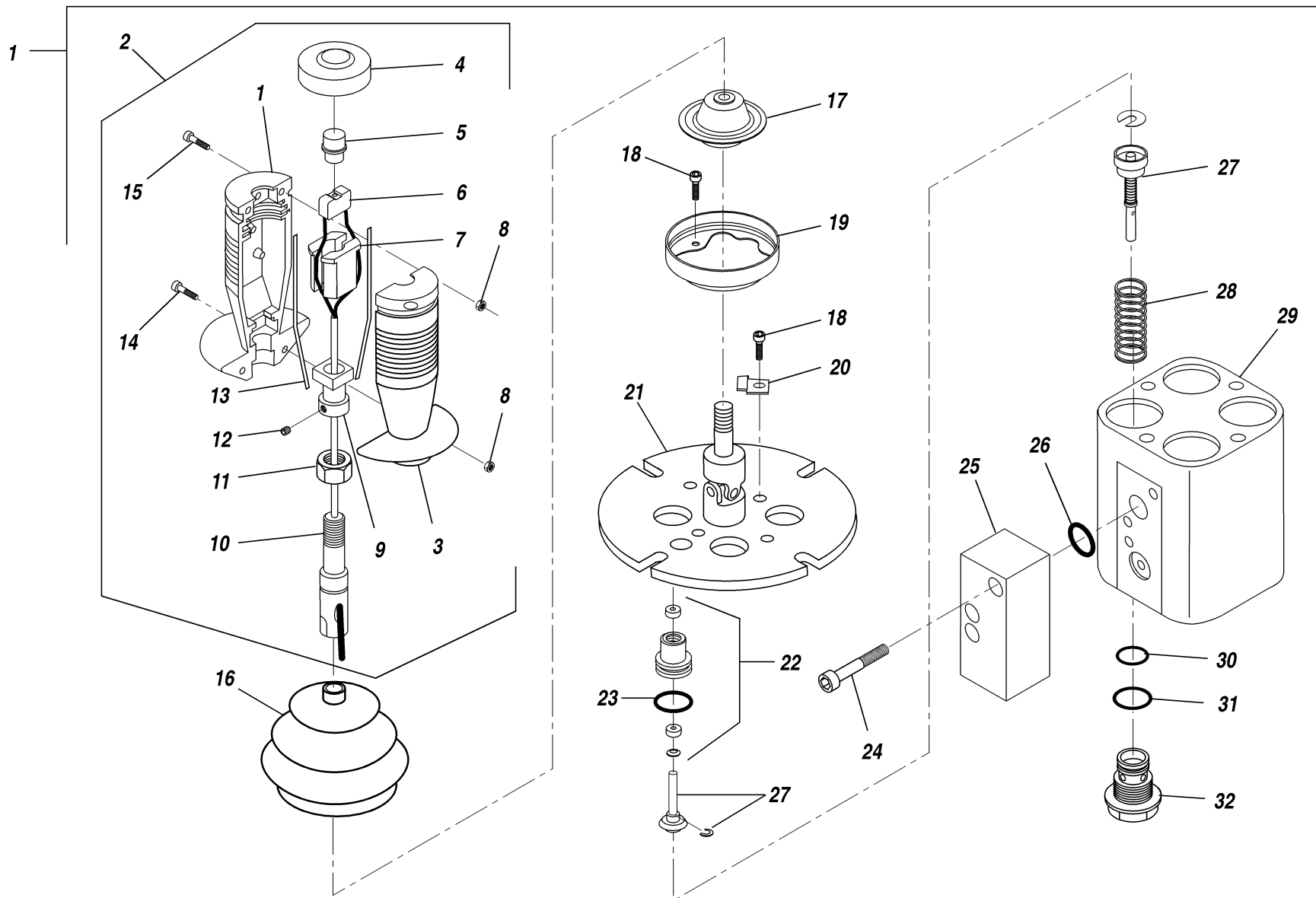
PART				PART			
ITEM	NUMBER	QTY.	DESCRIPTION	ITEM	NUMBER	QTY.	DESCRIPTION
1	P28492	1	Control Valve Assembly				
2	P91768	4	Nut, Special				
3	P91771	2	Tie Rod, 7/16"-20				
4	P91767	2	Nut, Special				
5	P91770	1	Tie Rod, 1/2"-20				
6	P32677	1	Housing, Outlet Section				
7	P91783	2	Spring				
8	P91784	2	Poppet				
9	P91782	2	O-Ring				
10	N.S.S.	2	Housing, Spool				
11	N.S.S.	2	Spool				
12	P91781	4	O-Ring				
13	P32931	2	O-Ring				
14	P32930	2	Retainer, Spool				
15	P91776	4	Washer				
16	P91778	2	Spacer				
17	P91777	2	Spring				
18	P21701	2	Shoulder Bolt, Socket Hd., 1/2" Dia. x 2"				
19	P32929	2	Cap, Spool				
20	P32927	4	Retainer				
21	P01766	4	Capscrew, Socket Hd., 1/4"-20 x 4 1/2"				
22	P32928	2	Cap, Spool				
23	P01755	4	Capscrew, Socket Hd., 1/4"-20 x 1"				
24	P91786	1	Plug				
25	P91787	1	O-Ring				
26	P29659	1	Relief Valve Assembly (See Page 7.3 for Breakdown)				
27	P91788	1	Housing, Inlet Section (Includes Item 28)				
28	P91782	1	O-Ring				
REF	P31590	1	Seal Kit (Includes Items 9, 12, 13, 25, 28, and P91808 - Seal and Spring Kit for Relief Valve)				



ITEM	PART NUMBER	QTY.	DESCRIPTION	ITEM	PART NUMBER	QTY.	DESCRIPTION
1	P29659	1	Relief Valve Assembly				
2	P91791	2	O-Ring				
3	N.S.S.	1	Body				
4	N.S.S.	1	Poppet				
5	P91794	1	Poppet				
6	P91795	1	Back-Up Ring				
7	P91796	1	O-Ring				
8	N.S.S.	1	Piston				
9	P91798	1	Spring				
10	P91799	1	O-Ring				
11	P91800	1	Back-Up Ring				
12	N.S.S.	1	Plug				
13	P91802	1	Poppet				
14	P91803	1	Spring				
15	N.S.S.	1	Screw, Adjust				
16	P91805	2	O-Ring				
17	P91806	1	Nut, Special				
18	P91807	1	Nut, Special				
REF	P91808	1	Seal and Spring Kit (Includes Items 2, 6, 7, 9, 10, 11, 14, 16)				
NOTES: N.S.S. = Not Sold Separately.				844B S/N 101 THRU			
				RELIEF VALVE ASSEMBLY			
				7.3			
				6/98			

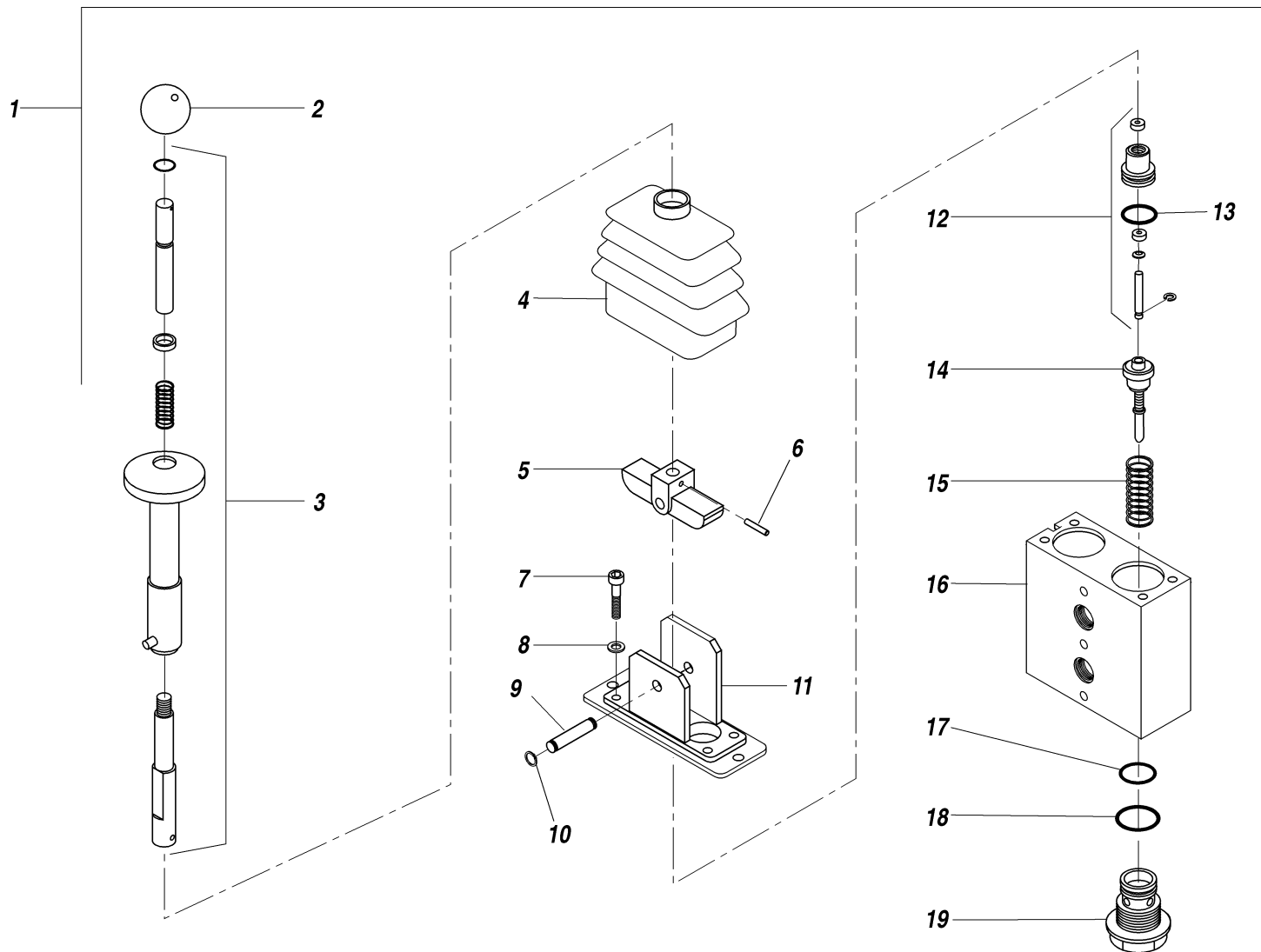


PART				PART			
ITEM	NUMBER	QTY.	DESCRIPTION	ITEM	NUMBER	QTY.	DESCRIPTION
1	P40009	1	Joystick Control Valve - Front				
	P28495	1	Joystick Control Valve - Rear				
2	P91656	1	Mounting Plate Assembly				
3	N.S.S.	1	Plate				
4	N.S.S.	1	Pivot, Handle				
5	N.S.S.	1	Ring, Mount				
6	P04840	2	Screw, Socket Head				
7	P04844	4	Screw, Socket Head				
8	P91657	1	Pressure Plate				
9	P91658	1	Nut				
10	P29415	1	Hand Lever Assembly				
11	P04758	1	Nut, Jam				
12	P91659	2	Clamp, Wire				
13	P91660	1	Wire				
14	N.S.S.	1	Shaft				
15	P91661	1	Clamping Ring				
16	P91662	1	Boot				
17	P04704	3	Nut, Hx., M4-.7				
18	P91663	1	Handle (Includes Both Halves)				
19	P91664	1	Micro Switch				
20	P04833	2	Capscrew, Socket Hd., M4-.7 x 10 mm				
21	P91665	1	Push Button				
22	P91666	1	Lock Ring				
23	P91667	1	Sealing Cap				
24	P04838	1	Capscrew, Socket Hd., M4-.7 x 30 mm				
25	P91668	4	Pressure Pin Set (Type C1)				
26	P91679	4	Spring Pack Set				
27	P91687	A/R	Spacer Ring - 0.1 mm				
	P91688	A/R	Spacer Ring - 0.5 mm				
28	P91689	4	Return Spring				
29	N.S.S.	1	Housing				
30	P27935	1	Plug Assembly				
31	P28954	1	O-Ring				
REF	P31286	4	Seal Kit				
</							

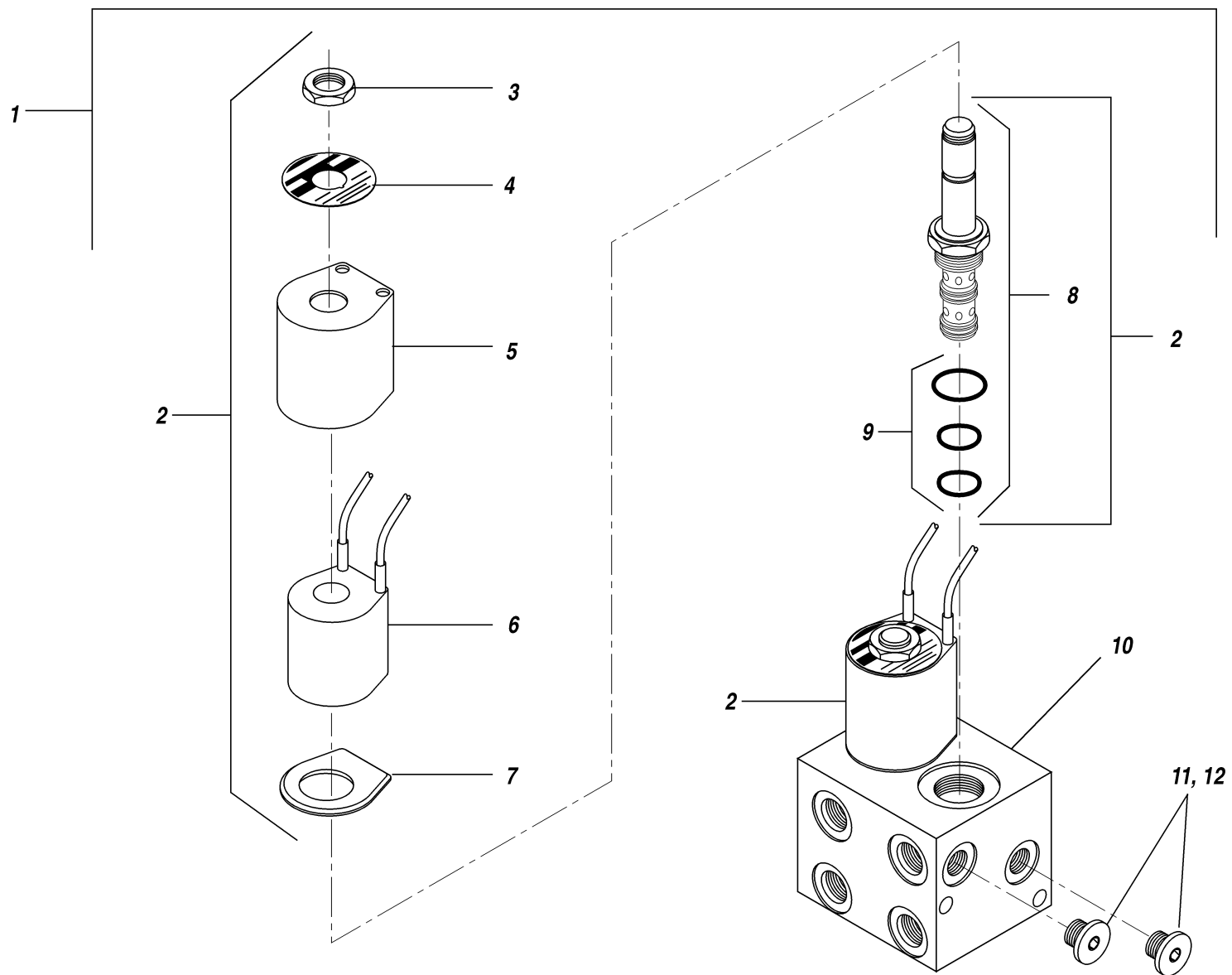


ITEM	PART NUMBER	QTY.	DESCRIPTION	ITEM	PART NUMBER	QTY.	DESCRIPTION
1	P31559	1	Joystick Control Valve - Front				
	P31406	1	Joystick Control Valve - Rear				
2	P32693	1	Handle Assembly (Includes Items 3–15)				
3	P33095	2	Handle, Half				
4	P31489	1	Cap				
5	P32206	1	Button, Push				
6	P31598	1	Switch				
7	N.S.S.	2	Guide				
8	P31481	4	Nut, Hx., M3				
9	N.S.S.	1	Lever Joint				
10	N.S.S.	1	Stem				
11	P31483	1	Jamnut, Hx., M10 x 1.0				
12	P31486	1	Setscrew, M4 x 4				
13	N.S.S.	2	Seal				
14	P31488	2	Capscrew, Socket Hd., M3 x 10				
15	P31486	2	Capscrew, Socket Hd., M3 x 16				
16	P31477	1	Boot				
17	P33094	1	Cam				
18	P31472	6	Capscrew, Socket Head				
19	P32204	1	Retainer				
20	P32205	4	Clip				
21	P31473	1	Flange				
22	P31462	4	Guide Assembly (Includes Item 23)				
23	①N.S.S.	1	O-Ring				
24	P31475	3	Capscrew, Socket Head				
25	P32203	1	Manifold				
26	①N.S.S.	1	O-Ring				
27	P32201	4	Spring Pack				
28	P31474	1	Spring				
29	N.S.S.	1	Body				
30	①N.S.S.	4	O-Ring				
31	①N.S.S.	4	O-Ring				
32	P32202	4	Ported Guide				
REF	66255A	1	Hardware Kit, Joystick Handle (Supersedes P31487) (Includes Items 8, 11, 12, 14, 15)	NOTES: ① Available in Seal Kit P32578. N.S.S. = Not Sold Separately.			
REF	P32578	1	Seal Kit (Includes Items 23, 26, 30, 31)				
				844B S/N 537 & 539 THRU			
				JOYSTICK CONTROL VALVE ASSEMBLY			

7.4.1



PART				PART			
ITEM	NUMBER	QTY.	DESCRIPTION	ITEM	NUMBER	QTY.	DESCRIPTION
1	P31443	1	Frame Tilt Control Valve Assembly				
2	P32543	1	Knob				
3	P32545	1	Lever Assembly				
4	P32544	1	Boot, Rubber				
5	P32546	1	Cam (Includes Item 6)				
6	P32547	1	Pin				
7	P32548	4	Capscrew				
8	P32549	4	Washer				
9	P31463	1	Pivot Pin (Includes Item 10)				
10	P31464	2	Circlip				
11	N.S.S.	1	Flange				
12	P31462	2	Guide Assembly				
13	N.S.S.	1	O-Ring				
14	N.S.S.	2	Spool				
15	P32200	1	Spring Pack				
16	N.S.S.	1	Body				
17	N.S.S.	2	O-Ring				
18	N.S.S.	2	O-Ring				
19	P32202	2	Ported Guide				
REF	P33168	1	Seal Kit (Includes Items 13, 17, 18)				



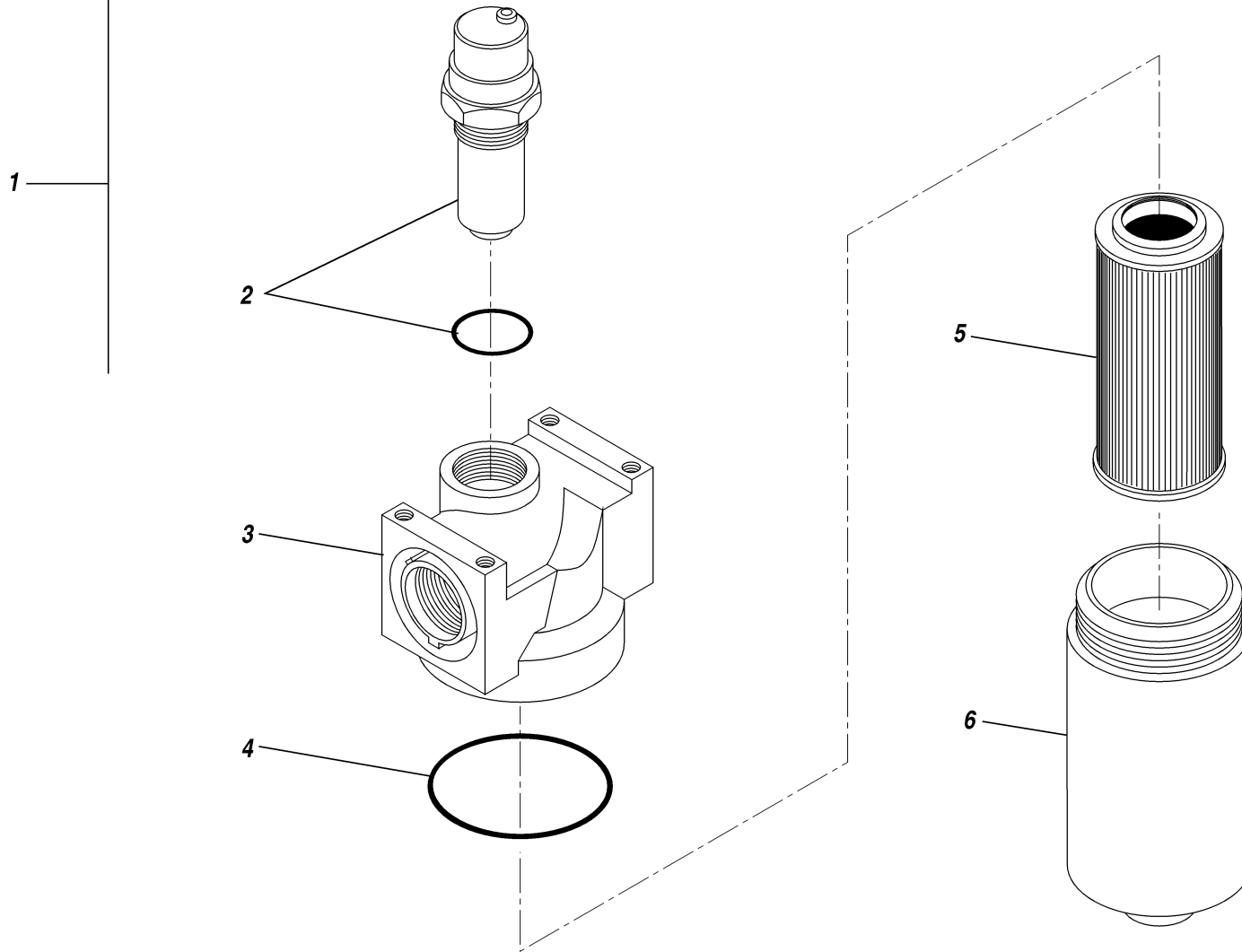


TABLE OF CONTENTS

Section 8 — Brake Assembly

Hydraulic Steering & Differential Lock Assembly8.1

Hydraulic Service Brake Assembly (S/N 101 – 123).8.2

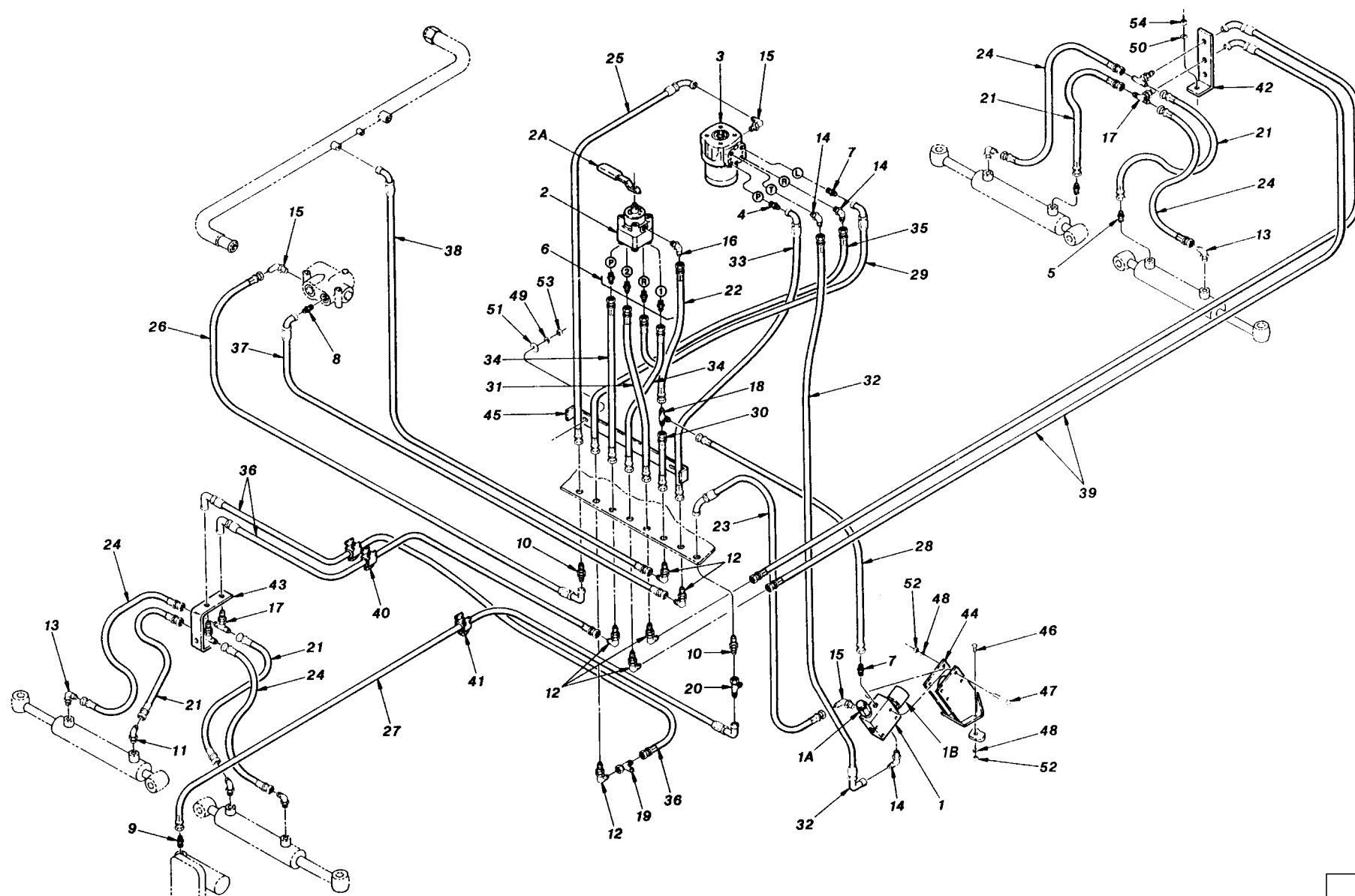
Hydraulic Service Brake Assembly (S/N 124 Thru) 8.2.1

Accumulator Assembly8.3

Parking Brake Assembly (S/N 101 – 530)8.4

Parking Brake Assembly (S/N 531 Thru) 8.4.1

Parking Brake Valve Assembly (S/N 531 Thru)8.5



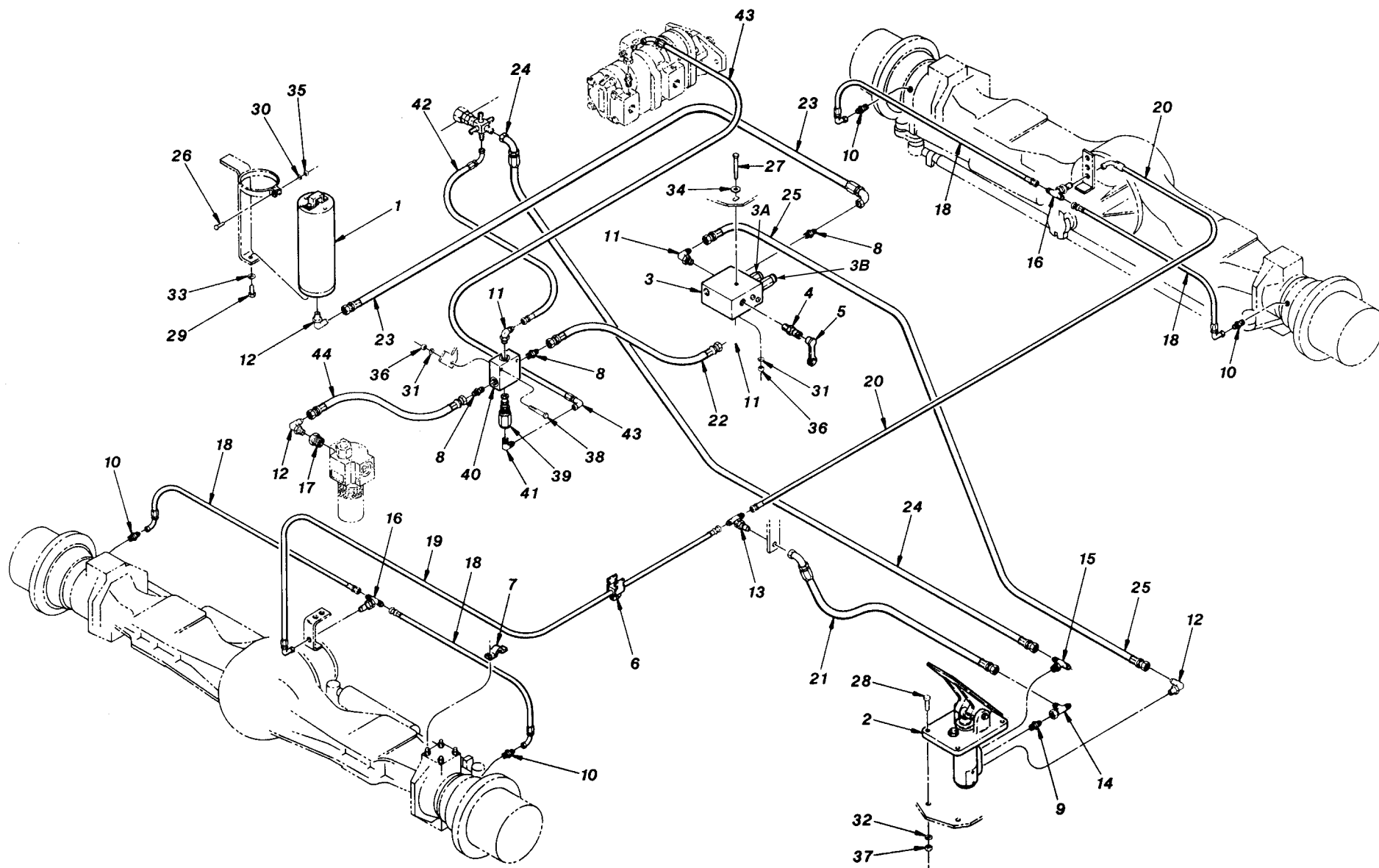
ITEM	PART NUMBER	QTY.	DESCRIPTION	ITEM	PART NUMBER	QTY.	DESCRIPTION
1	P25455	1	Valve, Differential Lock	37	P21325	1	Hydraulic Hose .38" x 52"
1A	P25473	REF	Relief Valve, Differential Lock	38	P29174	1	Hydraulic Hose .38" x 60"
1B	P27995	REF	Steel Cap, Differential Lock Valve	39	P27669	2	Hydraulic Hose .38" x 99"
REF	P31321	1	Seal Kit, Differential Lock Valve	40	P20465	2	Clamp, Cushion
2	❶P31560	1	Valve, Steering Selector	41	P20467	1	Clamp, Cushion
2A	P18085	REF	Handle, Selector	42	21508A	1	Bulkhead Mount, Rear
3	P19293	1	Steer Motor	43	24186A	1	Bulkhead Mount, Front
REF	P31404	1	Seal Kit, Steer Motor (Supersedes P19432)	44	22013C	1	Mount, Differential Lock Valve
4	P19414	1	Check Valve	45	25071A	1	Hose Strap
5	P18936	2	Connector, O-Ring	46	P00001	2	Bolt, Hx., 1/4"-20 x 1/2"
6	❷P18936	4	Connector, O-Ring	47	P00009	4	Bolt, Hx., 1/4"-20 x 2"
7	P18944	2	Connector, O-Ring	48	P01308	6	Lockwasher, 1/4"
8	❸P18944	1	Connector, O-Ring	49	P01309	2	Lockwasher, 5/16"
9	P18960	1	Connector, O-Ring	50	P01310	2	Lockwasher, 3/8"
10	P24656	2	Connector, Bulkhead	51	P01403	2	Flatwasher, 5/16"
11	P19815	2	45° Elbow, O-Ring	52	P01506	6	Nut, Hx., 1/4"-20
12	P18931	6	90° Elbow, Bulkhead	53	P01507	2	Nut, Hx., 5/16"-18
13	P18935	4	90° Elbow, O-Ring	54	P01508	2	Nut, Hx., 3/8"-16
14	P18956	3	90° Elbow, O-Ring				
15	P19248	3	90° Elbow, O-Ring				
16	❹P24609	1	90° Elbow, O-Ring				
17	P18942	4	Tee, Bulkhead				
18	P18995	3	Tee, Union				
19	P19412	3	Tee, Swivel				
20	P27399	1	Tee, Swivel				
21	P27161	4	Hydraulic Hose .25" x 15"				
22	P27162	1	Hydraulic Hose .25" x 16"				
23	P28628	1	Hydraulic Hose .25" x 17"				
24	P27650	4	Hydraulic Hose .25" x 20"				
25	P27663	1	Hydraulic Hose .25" x 38"				
26	P29168	1	Hydraulic Hose .25" x 42"				
27	P29169	1	Hydraulic Hose .25" x 69"				
28	P27166	1	Hydraulic Hose .38" x 15"				
29	P27670	1	Hydraulic Hose .38" x 15"				
30	P27653	1	Hydraulic Hose .38" x 17"				
31	P27172	1	Hydraulic Hose .38" x 31"				
32	P27677	1	Hydraulic Hose .38" x 32"				
33	P27678	1	Hydraulic Hose .38" x 33"				
34	P27173	2	Hydraulic Hose .38" x 35"				
35	P27655	1	Hydraulic Hose .38" x 37"				
36	P27667	2	Hydraulic Hose .38" x 48"				

NOTES:
❶ Use P13714 for S/N 101-271.
Use P29100 for S/N 272-545.
❷ Use P28938 (JIC-Pipe) for S/N 101-271.
❸ Use P15406 for S/N 101-166.
❹ Use P18945 (JIC-Pipe) for S/N 101-271.

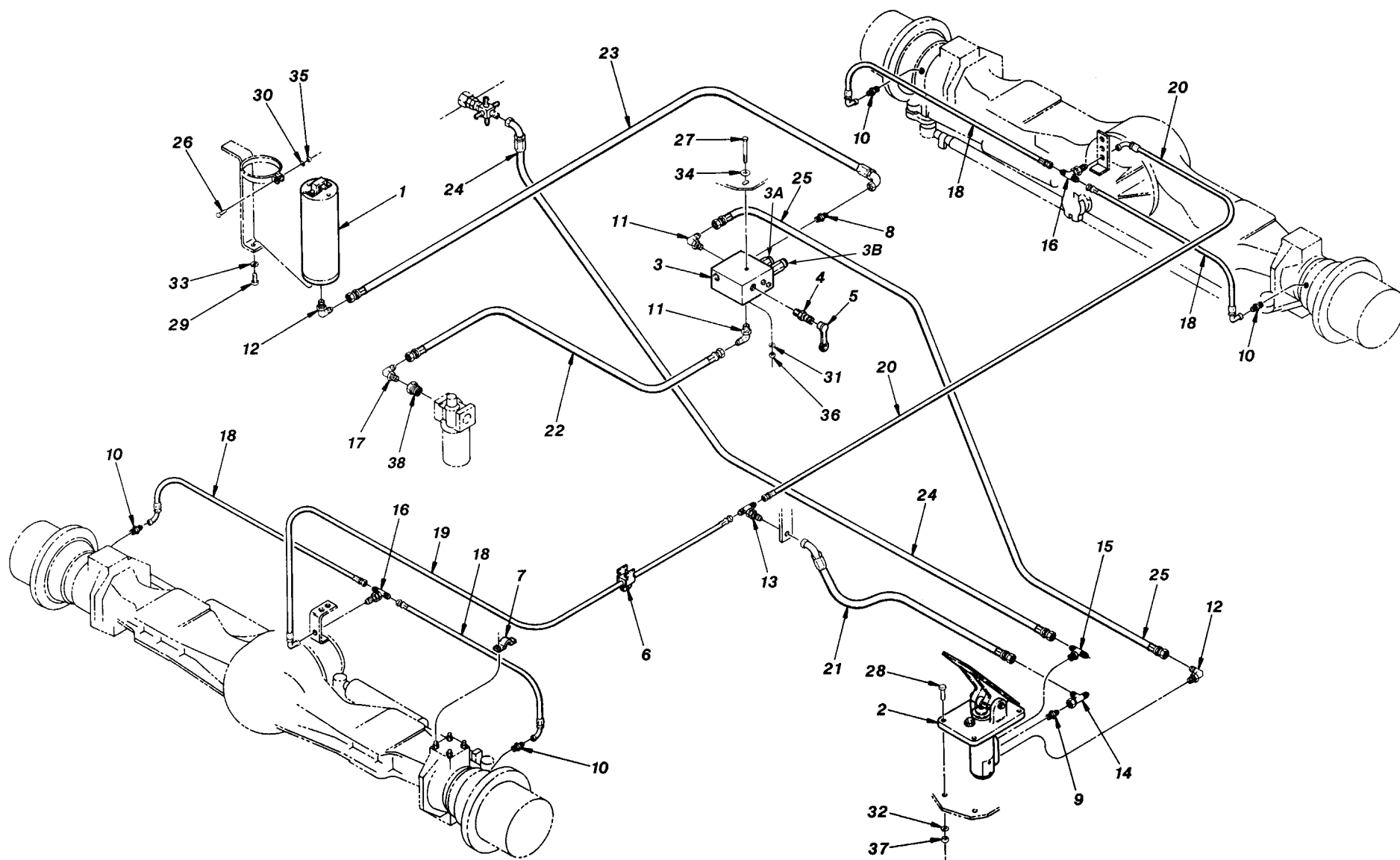
8.1

844B S/N 101 THRU
6/98

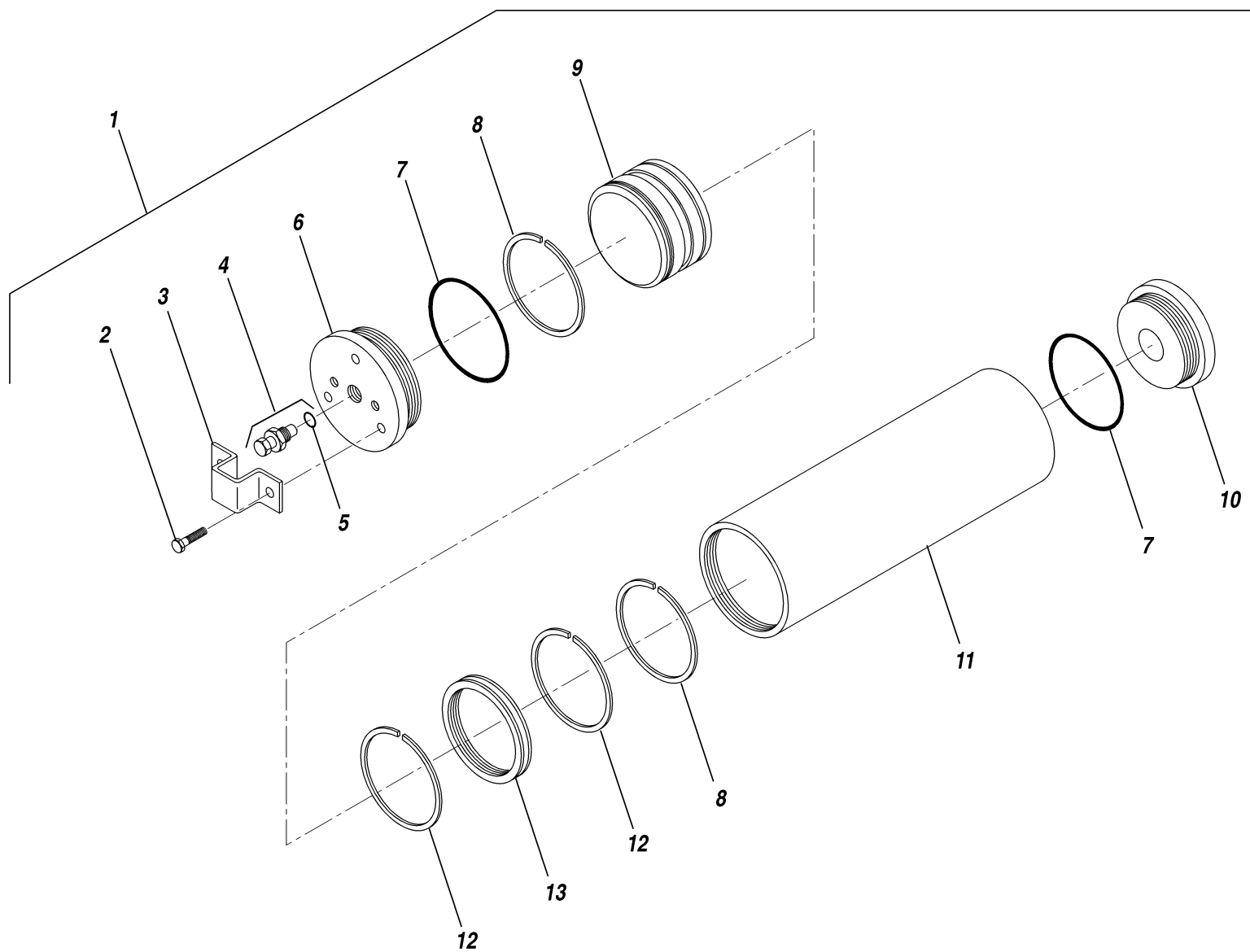
HYDRAULIC STEERING & DIFFERENTIAL LOCK ASSEMBLY



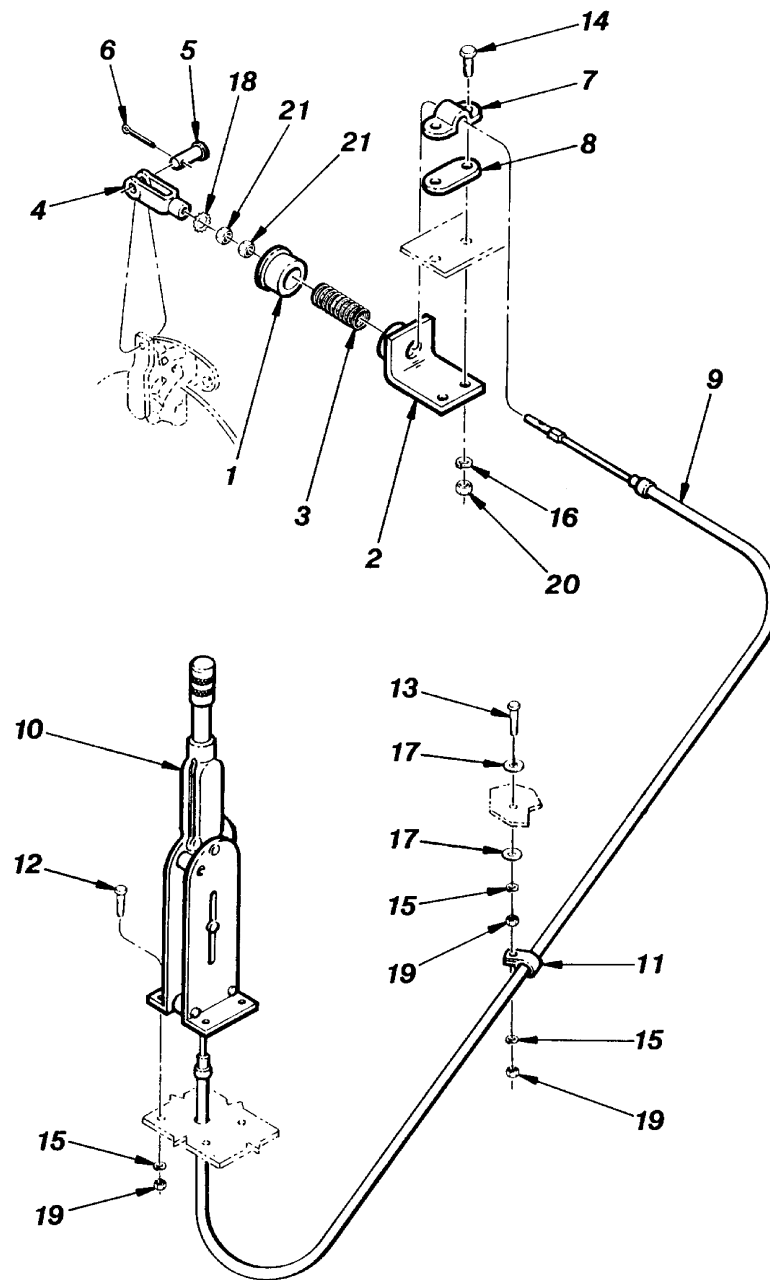
PART				PART			
ITEM	NUMBER	QTY.	DESCRIPTION	ITEM	NUMBER	QTY.	DESCRIPTION
1	P27830	1	Accumulator (See Page 8.3 for Breakdown)	38	P00108	2	Bolt, Hx., 5/16"-18 x 2"
2	P28487	1	Brake Valve Pedal	39	P29109	1	Cartridge Valve
REF	P29920	1	Repair Kit, Brake Valve	40	P29110	1	Valve Block
3	P29101	1	Brake Porting Block	41	P18945	1	90° Elbow, JIC - Pipe
3A	P29109	REF	Cartridge Valve	42	P29166	1	Hydraulic Hose .25" x 20"
3B	P29929	REF	Pressure Reducing Valve	43	P29197	1	Hydraulic Hose .25" x 43"
4	P27378	1	Nipple, Pressure Check	44	P28609	1	Hydraulic Hose .38" x 11"
5	P27805	1	Dust Cap				
6	P20466	1	Clamp, Cushion				
7	P26480	4	Clamp, Hydraulic Hose				
8	P18936	3	Connector, O-Ring				
9	P19415	1	Connector, O-Ring				
10	P24991	4	Clamp, Hydraulic Hose				
11	P18935	3	Connector, O-Ring				
12	P18956	3	Connector, O-Ring				
13	P18942	1	Connector, Special				
14	P19412	1	Tee, Swivel				
15	P25867	1	Tee, O-Ring				
16	P26099	2	Tee, Bulkhead				
17	P28382	1	Reducer, O-Ring to O-Ring				
18	P26617	4	Hydraulic Hose .25" x 45"				
19	P27664	1	Hydraulic Hose .25" x 57"				
20	P29170	1	Hydraulic Hose .25" x 71"				
21	P29165	1	Hydraulic Hose .38" x 22"				
22	P19066	1	Hydraulic Hose .38" x 15"				
23	P29173	1	Hydraulic Hose .38" x 55"				
24	P29178	1	Hydraulic Hose .38" x 56"				
25	P25820	1	Hydraulic Hose .38" x 60"				
26	P00005	1	Bolt, Hx., 1/4"-20 x 1"				
27	P00111	1	Bolt, Hx., 5/16"-18 x 2 3/4"				
28	P00204	4	Bolt, Hx., 3/8"-16 x 1"				
29	P00400	1	Bolt, Hx., 1/2"-13 x 3/4"				
30	P01308	1	Lockwasher, 1/4"				
31	P01309	3	Lockwasher, 5/16"				
32	P01310	4	Lockwasher, 3/8"				
33	P01312	1	Lockwasher, 1/2"				
34	P01403	1	Flatwasher, 5/16"				
35	P01506	1	Nut, Hx., 1/4"-20				
36	P01507	3	Nut, Hx., 5/16-18				
37	P01508	4	Nut, Hx., 3/8"-16				



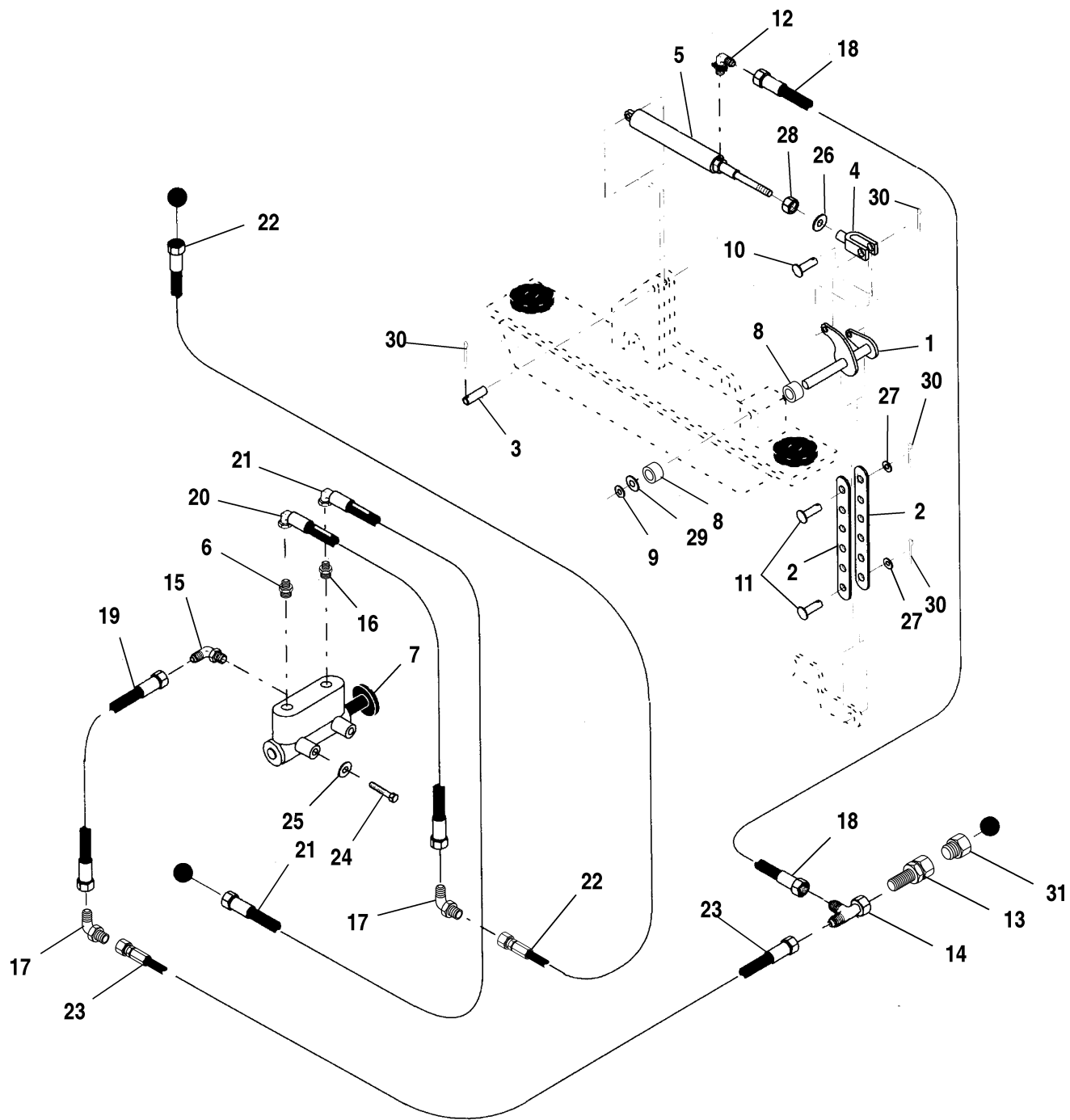
ITEM	PART NUMBER	QTY.	DESCRIPTION	ITEM	PART NUMBER	QTY.	DESCRIPTION
1	P27830	1	Accumulator (See Page 8.3 for Breakdown)	38	④P28382	1	Reducer, O-Ring to O-Ring
2	P28487	1	Brake Valve				
REF	P29920	1	Repair Kit, Brake Valve				
3	P29136	1	Brake Porting Block				
3A	P29109	REF	Cartridge Valve				
3B	P29929	REF	Pressure Reducing Valve				
4	P27378	1	Nipple, Pressure Check				
5	P27805	1	Dust Cap				
6	P20466	1	Clamp, Cushion				
7	P26480	4	Clamp, Hydraulic Hose				
8	P18936	1	Connector, O-Ring				
9	P19415	1	Connector, O-Ring				
10	P24991	4	Connector, O-Ring				
11	P18935	2	90° Elbow, O-Ring				
12	P18956	2	90° Elbow, O-Ring				
13	①P40186	1	Cross, Bulkhead				
14	P19412	1	Tee, Swivel				
15	P25687	1	Tee, O-Ring				
16	P26099	2	Tee, Bulkhead				
17	②P18907	1	90° Elbow, O-Ring				
18	P26617	4	Hydraulic Hose .25" x 45"				
19	P27664	1	Hydraulic Hose .25" x 57"				
20	③P29171	1	Hydraulic Hose .25" x 71"				
21	P20195	1	Hydraulic Hose .38" x 22"				
22	P18874	1	Hydraulic Hose .38" x 27"				
23	P29173	1	Hydraulic Hose .38" x 55"				
24	P29178	1	Hydraulic Hose .38" x 56"				
25	P25820	1	Hydraulic Hose .38" x 60"				
26	P00005	1	Bolt, Hx., 1/4"-20 x 1"				
27	P00111	1	Bolt, Hx., 5/16"-18 x 2 3/4"				
28	P00204	4	Bolt, Hx., 3/8"-16 x 1"				
29	P00400	1	Bolt, Hx., 1/2"-13 x 3/4"				
30	P01308	1	Lockwasher, 1/4"				
31	P01309	1	Lockwasher, 5/16"				
32	P01310	4	Lockwasher, 3/8"				
33	P01312	1	Lockwasher, 1/2"				
34	P01403	1	Flatwasher, 5/16"				
35	P01506	1	Nut, Hx., 1/4"-20				
36	P01507	1	Nut, Hx., 5/16"-18				
37	P01508	4	Nut, Hx., 3/8"-16				
				NOTES: ① Use P18942, Bulkhead Tee for Early Production Machines. ② Use P18956 for Machines with Reducer Fitting. ③ Use P29170 for Machines with Bulkhead Tee Fitting. ④ Used Early Production Only.			
				844B S/N 124 THRU <div>8.2.1</div>			
				6/98 <div>HYDRAULIC SERVICE BRAKE ASSEMBLY</div>			



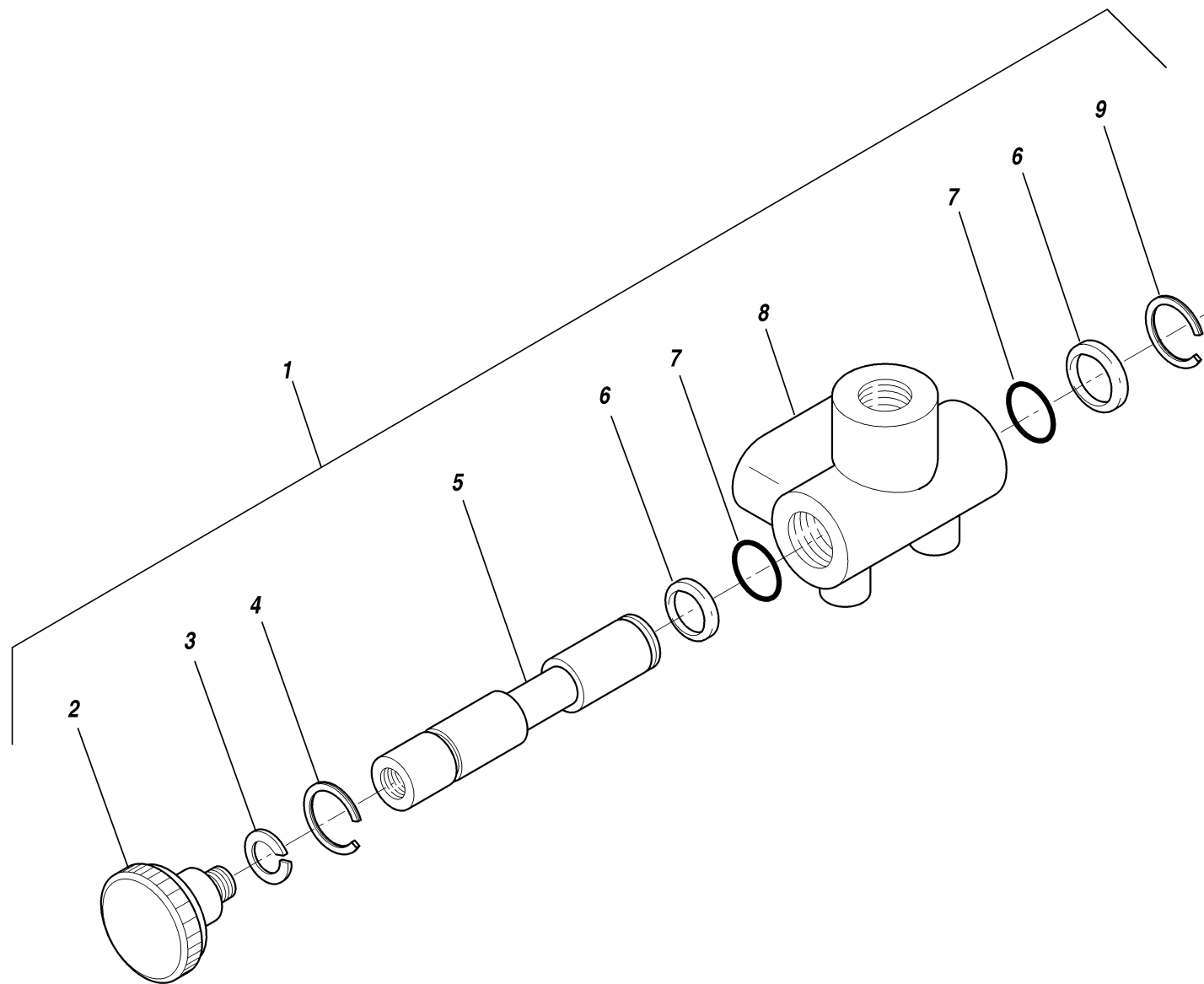
PART				PART			
ITEM	NUMBER	QTY.	DESCRIPTION	ITEM	NUMBER	QTY.	DESCRIPTION
1	P27830	1	Accumulator Assembly				
2	P00229	2	Capscrew, Hx., 3/8"-16 x 3/4" GR 8				
3	P91946	1	Guard, Valve				
4	P91947	1	Gas Valve				
5	P91948	1	O-Ring				
6	N.S.S.	1	End Cap, Gas				
7	N.S.S.	2	O-Ring				
8	N.S.S.	2	Teflon Ring				
9	P91952	1	Piston				
10	N.S.S.	1	End Cap				
11	N.S.S.	1	Body				
12	N.S.S.	2	Back-up Washer				
13	N.S.S.	1	"V" O-Ring				
REF	P29122	1	Repair Kit (Includes Items 5, 7, 8, 12, 13)				



PART				PART			
ITEM	NUMBER	QTY.	DESCRIPTION	ITEM	NUMBER	QTY.	DESCRIPTION
1	21065A	1	Spring Retainer				
2	21071A	1	Spring Base Mount				
3	P24302	1	Spring				
4	P10193	1	Clevis				
5	P20833	1	Clevis Pin				
6	P03838	1	Clevis Pin, 1/8" x 1"				
7	P17595	1	Clamp, Cable				
8	P17596	1	Shim, Clamp				
9	P24289	1	Cable, Parking Brake				
10	P28457	1	Hand Brake, Parking				
11	P17553	1	Clamp				
12	P00104	4	Bolt, Hx., 5/16"-18 x 1"				
13	P00105	1	Bolt, Hx., 5/16"-18 x 1 1/4"				
14	P00204	2	Bolt, Hx., 3/8"-16 x 1"				
15	P01309	6	Lockwasher, 5/16"				
16	P01310	2	Lockwasher, 3/8"				
17	P01403	2	Flatwasher, 5/16"				
18	P01359	1	Starwasher, 3/8"				
19	P01507	6	Nut, Hx., 5/16"-18				
20	P01508	2	Nut, Hx., 3/8"-16				
21	P01531	2	Nut, Hx., 3/8"-24				



[illegible]



PART				PART			
ITEM	NUMBER	QTY.	DESCRIPTION	ITEM	NUMBER	QTY.	DESCRIPTION
1	P40135	1	Parking Brake Valve Assembly				
2	P91764	1	Control Knob				
3	P01310	1	Lockwasher, 3/8"				
4	P27980	2	Snap Ring				
5	N.S.S.	1	Valve Spool				
6	P91765	2	Back-Up Ring				
7	P91766	2	O-Ring				
8	N.S.S.	1	Housing, Valve				
REF	P40467	1	Repair Kit (Includes Items 4, 6, 7)				

TABLE OF CONTENTS

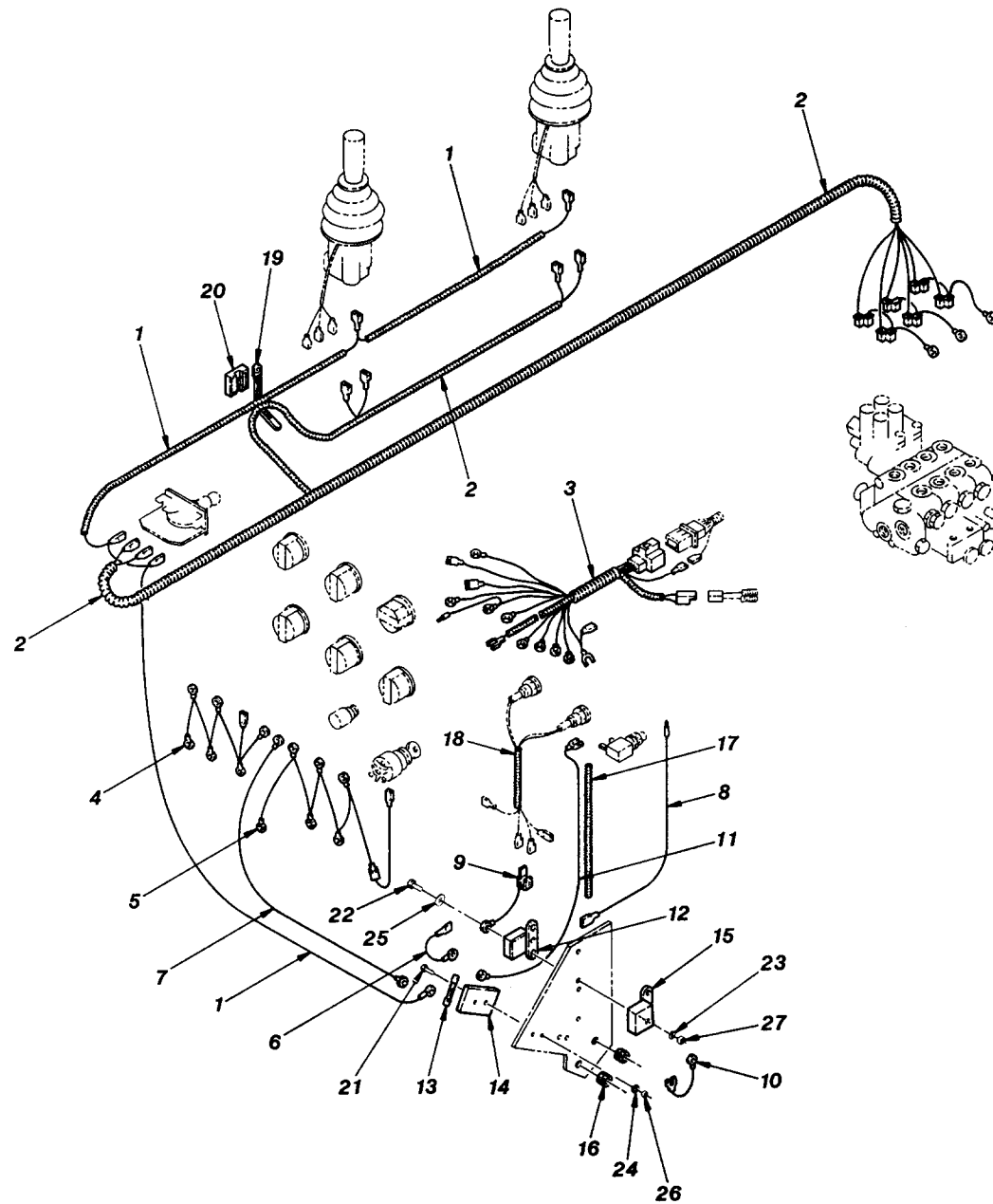
Section 9 — Electrical

Electrical Group - Operator's Compartment (S/N 101 – 530)9.1

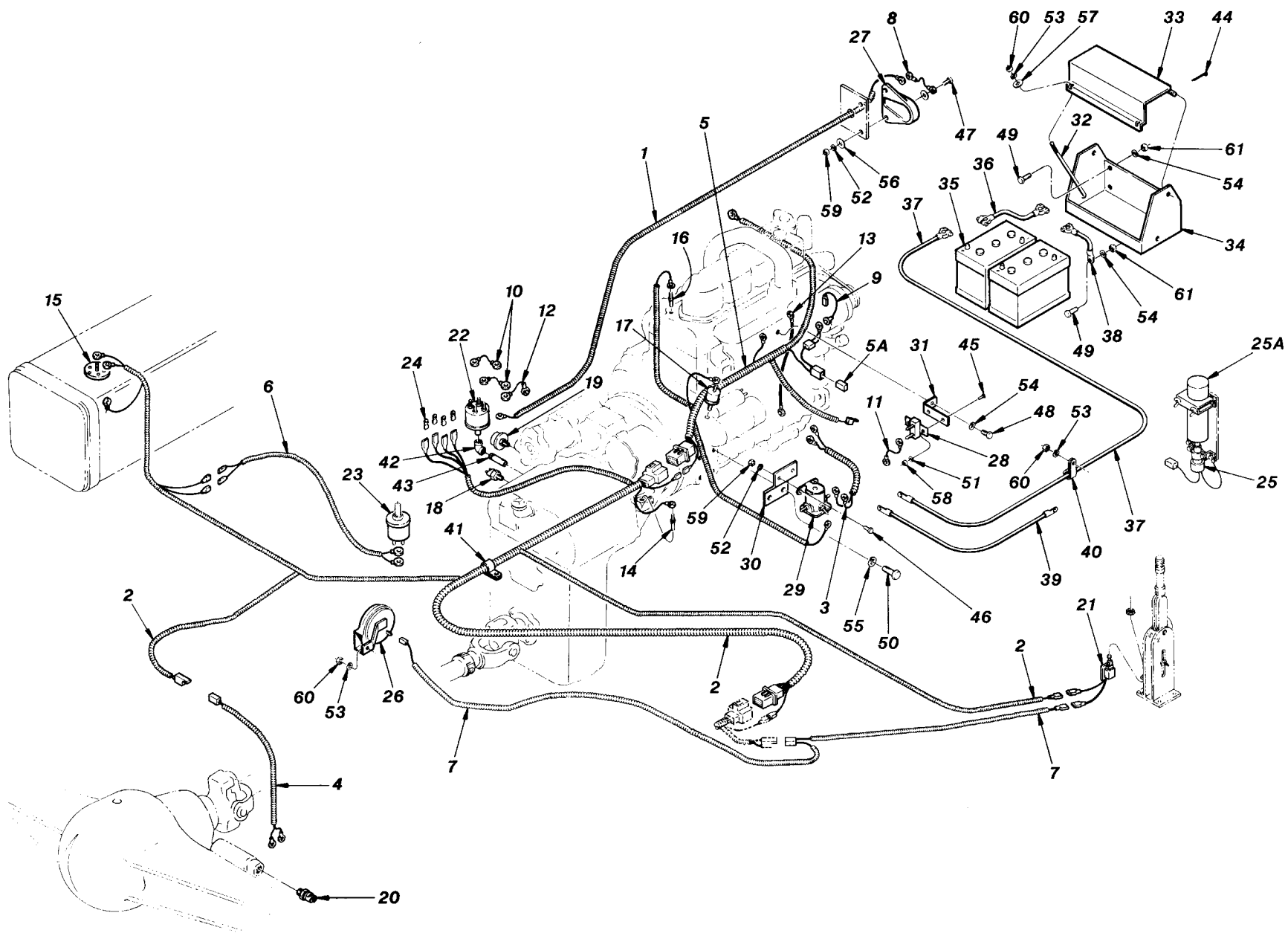
Electrical Assembly - Deere (S/N 101 – 530)9.2

Electrical Assembly - Deere (S/N 531 Thru) 9.2.1

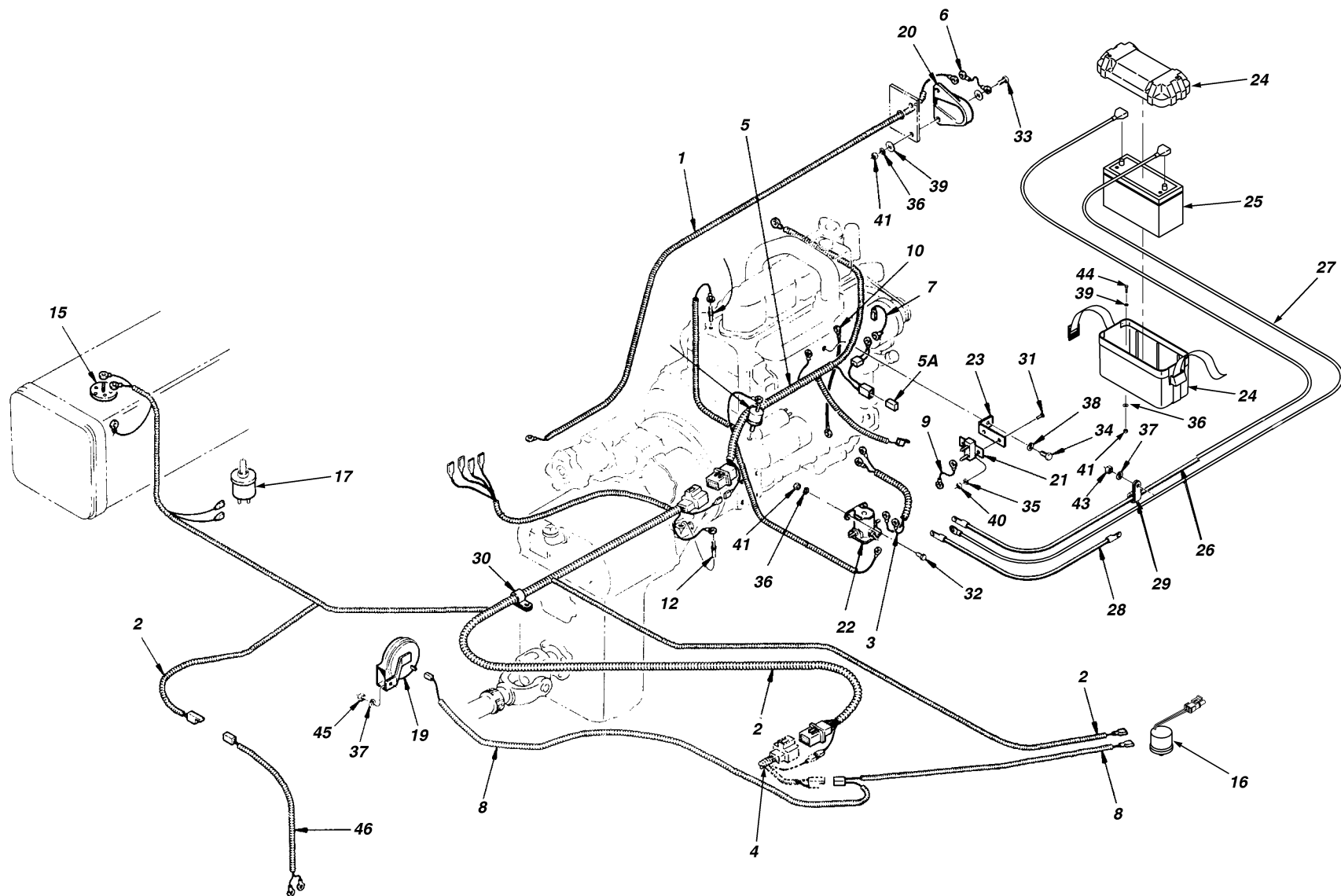
Electrical Assembly - Cummins9.3



ITEM	PART NUMBER	QTY.	DESCRIPTION	ITEM	PART NUMBER	QTY.	DESCRIPTION
1	❶P31683	1	Wire Harness, Joystick to Fuse Block				
2	❷P31684	1	Wire Harness, Joystick to Solenoid				
3	❸P31658	1	Wire Harness, Upper				
4	P19284	1	Wires, Gauges - Ground (Black - 14)				
5	P27919	1	Wires, Gauges - Power (Red - 14)				
6	P27506	1	Wire, Fuse Block to Relay (Red - 14)				
7	P27507	1	Wire, Cold Start to Fuse Block (Blue - 14)				
8	❹P28553	1	Wire, Horn Button to Relay (Black - 16)				
9	❺P28572	1	Wire, Indicator Light to Ground (Black 14)				
10	P27514	1	Wire, Brake Buzzer to Ground (Black - 14)				
11	P28550	1	Wire, Buzzer/Light to Fuse Block (Red - 14)				
12	P13709	1	Horn Relay				
13	P19203	3	Fuse, AGC - 30 Amp				
14	P24349	1	Fuse Block				
15	P27307	1	Buzzer, Brake Pressure Warning				
16	P24347	2	Rubber Grommet				
17	N12177	1	Loom, Wire				
18	N12180	1	Loom, Wire				
19	P17989	1	Cable Tie				
20	P27600	1	Mount, Cable Tie				
21	P02016	2	Screw, Slotted Rd. Hd., #6-32 x 1/2"				
22	P02079	2	Screw, Slotted Rd. Hd., #10-32 x 1/2"				
23	P01306	2	Lockwasher, #10				
24	P01353	2	Starwasher, #6				
25	P01400	2	Flatwasher, #10				
26	P01502	2	Nut, Hx., #6-32				
27	P01528	2	Nut, Hx., #10-32				
28*	❻P25495	1	Fuse, 8 Amp				
29*	❼P21580	1	Fuse Block, Single				
30*	❸P31661	1	Wire Harness, Dash to Transmission Harness				
31*	❸P31566	1	Wire Harness, ZF Transmission				
32*	❸P31565	1	Controller, Transmission				
33*	❸35322B	1	Cover, Controller				
				NOTES: See Page 3.3 & 3.3.1 (Instrument Panel) for Gages, Switches, Dash Lights etc. ❶ Use P29096 for S/N 101-530. ❷ Use P29097 for S/N 101-530. ❸ Use P29519 for S/N 101-530. ❹ Use P27508 for S/N 101-530. ❺ Use P27513 for S/N 101-530. ❻ Used S/N 531 Thru. * Not illustrated.			
							9.1
				844B S/N 101 THRU			
				ELECTRICAL GROUP - OPERATOR'S COMPARTMENT			

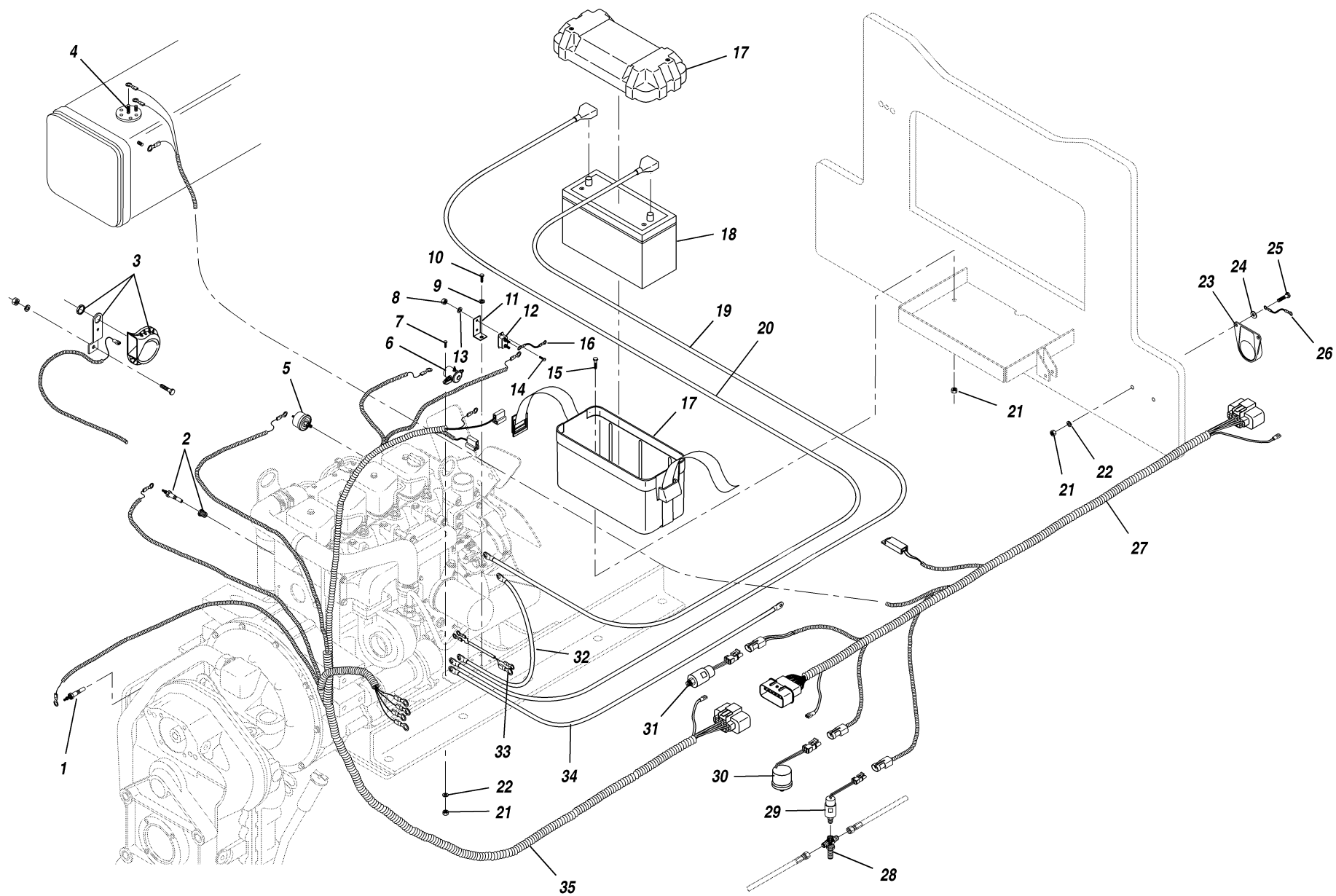


ITEM	PART NUMBER	QTY.	DESCRIPTION	ITEM	PART NUMBER	QTY.	DESCRIPTION
1	P19102	1	Wire Harness, Back-Up Alarm	40	P17554	3	Clamp, Battery Cable
2	P27785	1	Wire Harness, Intermediate	41	P17553	1	Clamp, Wire Harness
3	P27779	1	Wire Harness, Solenoid - Starter	42	P10223	1	90° Elbow, Pipe
4	P26483	1	Wire Harness, Differential Lock Switch	43	P10889	1	Nipple, Pipe
5	P27786	1	Wire Harness, Lower	44	P03823	2	Cotter Pin, 3/32" x 3/4"
5A	P21787	1	Diode, Module	45	P02054	2	Screw, Slotted Rd. Hd., #10-24 x 1/2"
6	P29207	1	Wire Harness, Brake Pressure Switch	46	P00001	2	Bolt, Hx., 1/4"-20 x 1/2"
7	P29208	1	Wire Harness, Parking Brake/Horn	47	P00003	2	Bolt, Hx., 1/4"-20 x 3/4"
8	P27504	1	Wire, Alarm to Ground (Black - 16)	48	P00200	1	Bolt, Hx., 3/8"-16 x 1/2"
9	P27509	1	Wire, Alternator to Volt. Regulator (White - 14)	49	P00205	5	Bolt, Hx., 3/8"-16 x 1 1/4"
10	P28555	2	Wire, Pressure Switch to Switch (White - 14)	50	P00402	2	Bolt, Hx., 1/2"-13 x 1"
11	P28568	1	Wire, Breaker to Solenoid (Violet - 12)	51	P01306	2	Lockwasher, #10
12	P28556	1	Wire, Pressure Switch to Ground (White - 14)	52	P01308	4	Lockwasher, 1/4"
13	P28569	1	Wire, Alternator to Solenoid (Red - 6)	53	P01309	6	Lockwasher, 5/16"
14	P19472	1	Sender, Transmission Oil Temperature	54	P01310	6	Lockwasher, 3/8"
15	❶P29317	1	Sender, Fuel	55	P01312	2	Lockwasher, 1/2"
16	P23222	1	Sender, Water Temperature	56	P01402	4	Flatwasher, 1/4"
17	P23217	1	Sender, Oil Pressure	57	P01403	2	Flatwasher, 5/16"
18	P18673	1	Switch, Neutral Start	58	P01504	2	Nut, Hx., #10-24
19	P19105	1	Switch, Pressure - S.P.S.T.	59	P01506	4	Nut, Hx., 1/4"-20
20	P26180	1	Switch, Differential Lock	60	P01507	6	Nut, Hx., 5/16"-18
21	P28714	1	Switch, Parking Brake	61	P01508	5	Nut, Hx., 3/8"-16
22	P28721	1	Switch, Pressure - D.P.S.T.				
23	P40136	1	Switch, Brake Pressure	REF	20844B	-	Engine Block Heater Kit (1000 Watts)
24	P27803	6	Terminal Adapter Tab, Male Push-On				
25	P21422	1	Quick Start (Cylinder Not Included)				
25A	❷N.L.A.	1	Starting Fluid Cylinder				
26	P13707	1	Horn				
27	P13774	1	Back-Up Alarm				
28	P27315	1	Circuit Breaker, 30 AMP				
29	P21777	1	Starter Relay				
30	❸24749B	1	Mounting Bracket				
31	24880A	1	Bracket, Circuit Breaker				
32	16357A	2	Hold Down Rod				
33	21976B	1	Cover, Battery Box				
34	21977C	1	Battery Box				
35	❷N.L.A.	2	Battery, 6 Volt				
36	P18122	1	Battery Cable, Negative to Positive				
37	P29248	1	Battery Cable, Positive				
38	P19834	1	Battery Cable, Negative				
39	P19835	1	Battery Cable, Ground				
				NOTES:			
				❶ Use P92016 for S/N 495-498 & 500-530.			
				❷ Obtain locally.			
				❸ Used with Early Production.			
				844B S/N 101-530			
				ELECTRICAL ASSEMBLY (Deere)			
				9.2			
				6/98			



ITEM	PART NUMBER	QTY.	DESCRIPTION	ITEM	PART NUMBER	QTY.	DESCRIPTION
1	16382A	1	Wire Harness, Back-Up Alarm	41	P01506	4	Nut, Hx., 1/4"-20
2	35077C	1	Wire Harness, Intermediate	42	P01507	4	Nut, Hx., 5/16"-18
3	25918B	1	Wire Harness, Solenoid - Starter	43	P01508	1	Nut, Hx., 3/8"-16
4	35606D	1	Wire Harness, Transmission to Dash	44	P00005	4	Bolt, Hx., 1/4-20 x 1"
5	35078B	1	Wire Harness, Lower (Includes Item 5A)	45	P13707	1	Horn
5A	P21787	1	Diode, Module	46	P26483	1	Wire Harness, Differential Lock switch
6	P27504	1	Wire, Alarm to Ground (Black - 16)				
7	P27509	1	Wire, Alternator to Volt. Regulator (White - 14)				
8	P27503	1	Wire, Fuse Box to Horn Relay				
9	P28568	1	Wire, Breaker to Solenoid (Violet - 12)				
10	P28569	1	Wire, Alternator to Solenoid (Red - 6)				
11	P27513	1	Wire, Differential Lock Light to Ground				
12	P19472	1	Sender, Transmission Oil Temperature				
13	P23222	1	Sender, Water Temperature				
14	P23217	1	Sender, Oil Pressure				
15	P23215	1	Sender, Fuel				
16	❶37107X	1	Switch, Parking Brake				
17	❷37105X	1	Switch, Low Brake Pressure				
18*	❸37106A	1	Switch, Brake Presure				
19*	P26323	1	Switch, Quick Start				
20	P13774	1	Back-Up Alarm				
21	P27315	1	Circuit Breaker, 30 AMP				
22	P21777	1	Starter Relay				
23	24880A	1	Bracket, Circuit Breaker				
24	35712B	1	Battery Box				
25	❹P40075	1	Battery, 12 Volt				
26	❺32480B	1	Battery Cable, Positive				
27	35532A	1	Battery Cable, Negative				
28	35647A	1	Battery Cable, Ground				
29	P17554	3	Clamp, Battery Cable				
30	P17553	1	Clamp, Wire Harness				
31	P02054	7	Screw, Slotted Rd. Hd., #10-24 x 1/2"				
32	P00001	2	Bolt, Hx., 1/4"-20 x 1/2"				
33	P00003	2	Bolt, Hx., 1/4"-20 x 3/4"				
34	P00200	1	Bolt, Hx., 3/8"-16 x 1/2"				
35	P01306	11	Lockwasher, #10				
36	P01308	8	Lockwasher, 1/4"				
37	P01309	4	Lockwasher, 5/16"				
38	P01310	2	Lockwasher, 3/8"				
39	P01402	4	Flatwasher, 1/4"				
40	P01504	11	Nut, Hx., #10-24				
				NOTES: ❶ For S/N 537 & 539-1213, use P31002. ❷ For S/N 537 & 539-1213, use P40136. ❸ For S/N 537 & 539-1213, use P40137. ❹ Obtain locally. ❺ For S/N 531-1139, use 32480B. * Not illustrated.			
				844B S/N 531 THRU ELECTRICAL ASSEMBLY (Deere)			

9.2.1

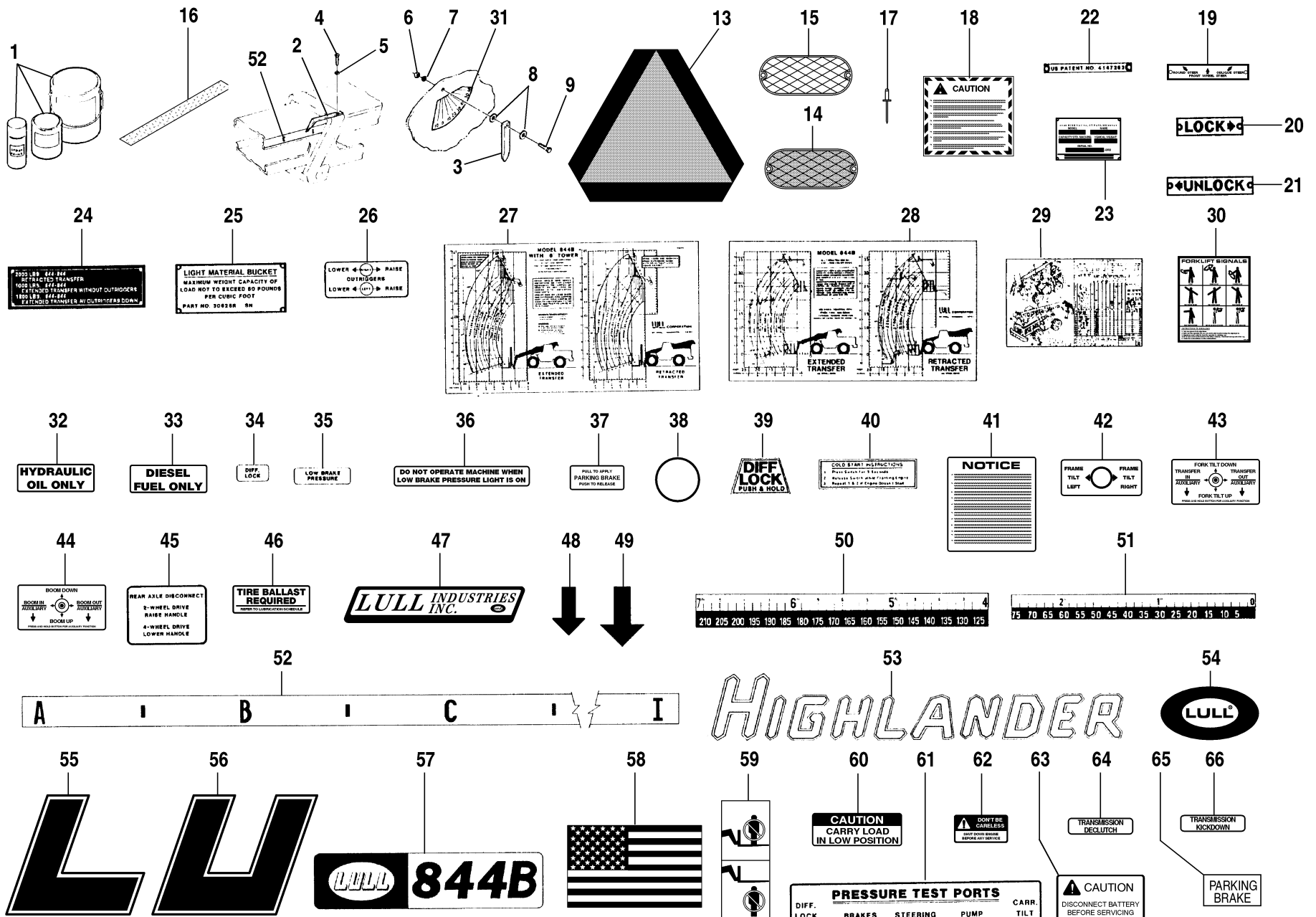


PART				PART			
ITEM	NUMBER	QTY.	DESCRIPTION	ITEM	NUMBER	QTY.	DESCRIPTION
1	P19472	1	Sender, Transmission Oil Temperature				
2	P23222	1	Sender, Water Temperature				
3	P13707	1	Horn				
4	P23215	REF	Sender, Fuel				
5	P23217	1	Sender, Oil Pressure				
6	P21777	1	Starter Relay				
7	P00001	2	Capscrew, Hx., 1/4"-20 x 1/2"				
8	P01504	2	Nut, Hx., #10-24				
9	P01310	1	Lockwasher, 3/8"				
10	P00200	1	Capscrew, Hx., 3/8"-16 x 1/2"				
11	24880A	1	Bracket, Circuit Breaker				
12	P27315	1	Circuit Breaker, 30 AMP				
13	P01306	2	Lockwasher, #10				
14	P02054	2	Screw, Slotted Rd. Hd., #10-24 x 1/2"				
15	P00005	4	Capscrew, Hx., 1/4"-20 x 1"				
16	P28568	1	Wire, Breaker to Solenoid (Violet - 12)				
17	P32981	1	Battery Box				
18	P40075	1	Battery, 12 Volt				
19	35646A	1	Battery Cable, Positive				
20	35532A	1	Battery Cable, Negative				
21	P01506	8	Nut, Hx., 1/4"-20				
22	P01308	4	Lockwasher, 1/4"				
23	P13774	1	Back-Up Alarm				
24	P01402	2	Flatwasher, 1/4"				
25	P00003	2	Capscrew, Hx., 1/4"-20 x 3/4"				
26	P27504	1	Wire, Alarm to Ground (Black - 16)				
27	P31659	1	Wiring Harness, Intermediate				
28	P40186	REF	Cross, Bulkhead				
29	37105X	1	Switch, Low Brake Pressure				
30	37107X	1	Switch, Parking Brake				
31	37106A	1	Switch, Brake Lights				
32	P28569	1	Wire, Alternator to Solenoid (Red - 6)				
33	25918B	1	Jumper Harness, Solenoid to Starter				
34	35647A	1	Battery Cable, Ground				
35	38138C	1	Wiring Harness, Lower				

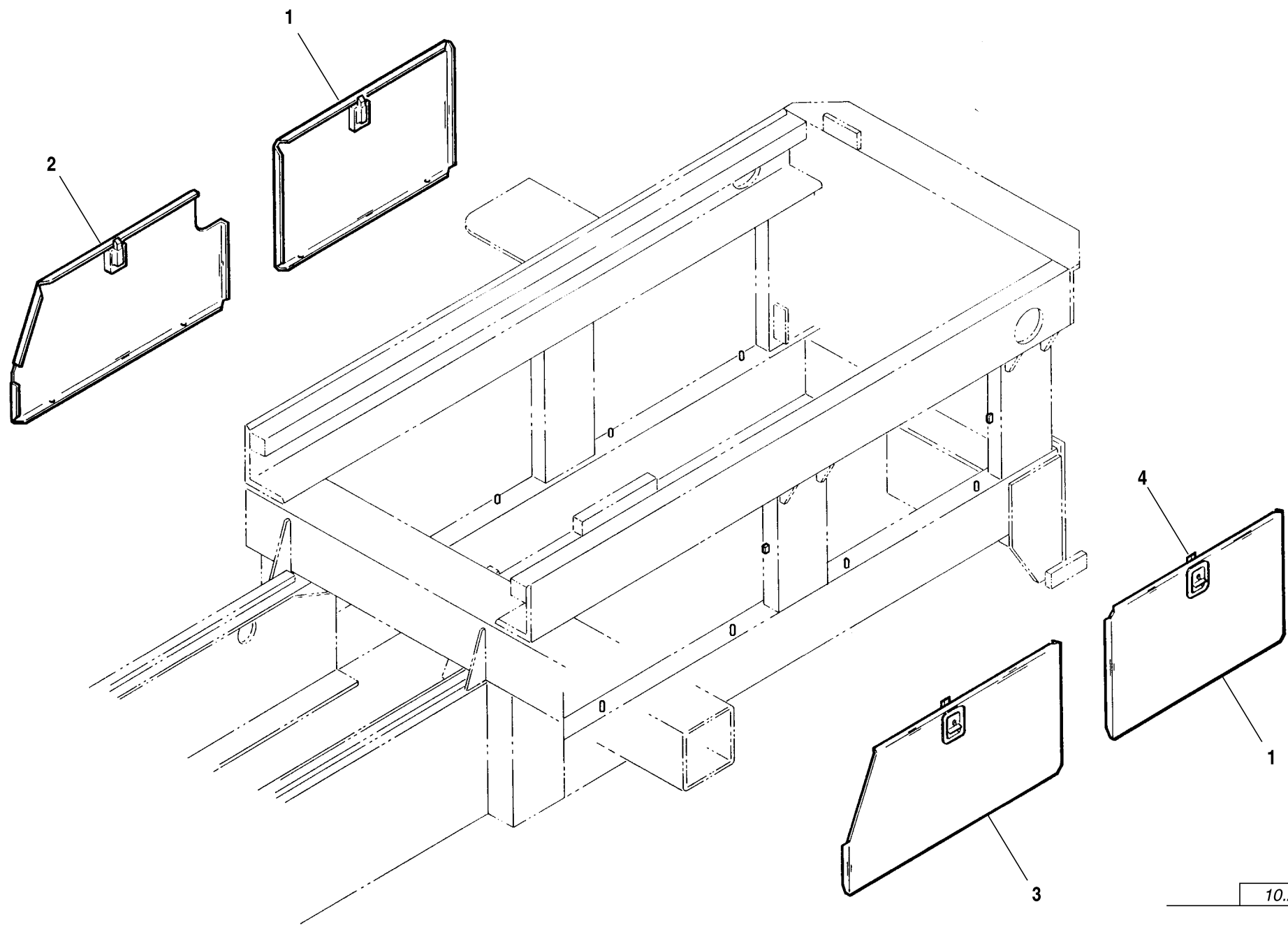
TABLE OF CONTENTS

Section 10 — Decal and Accessories

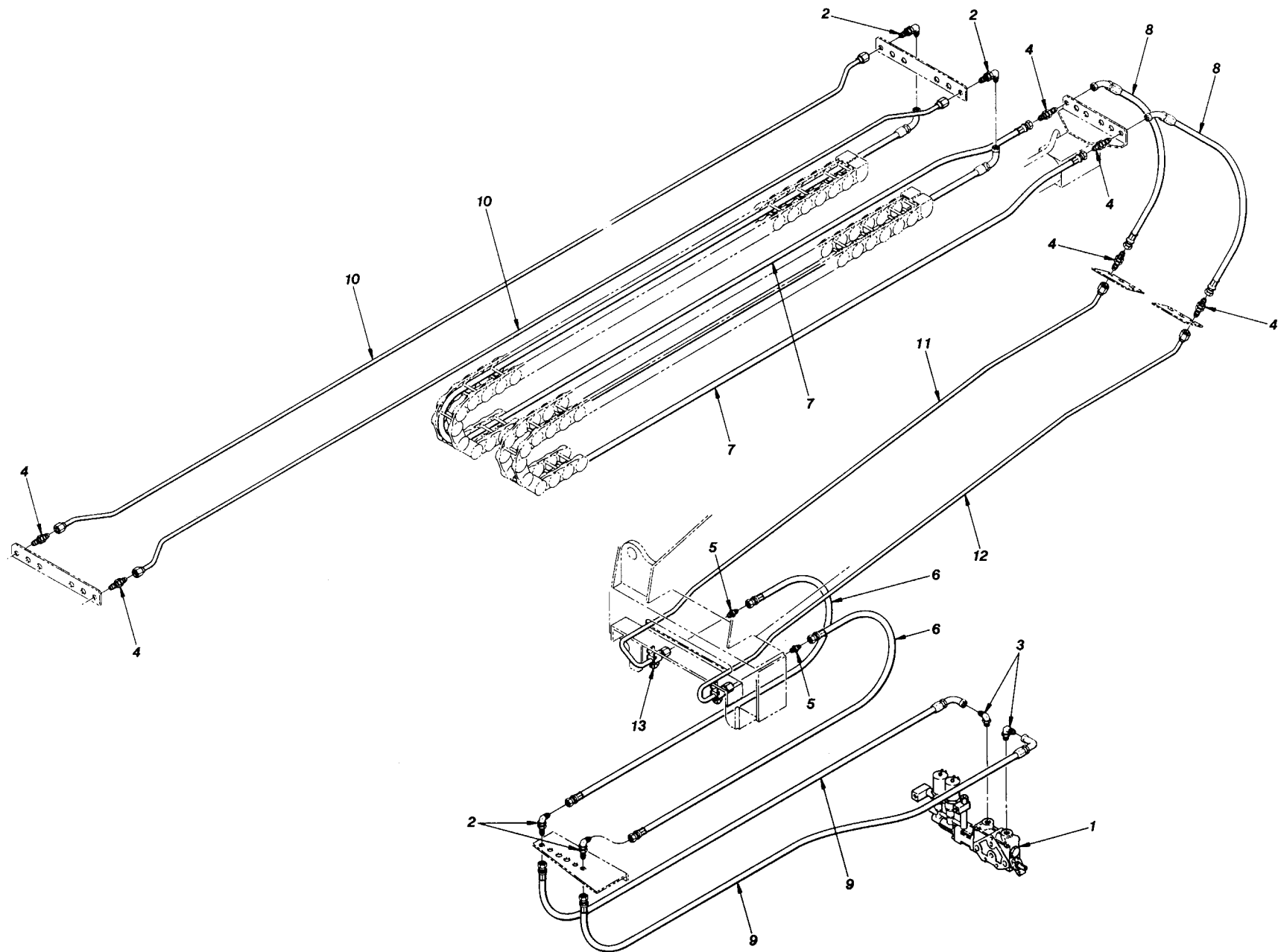
Decal Group Assembly	10.1
<u>Accessories</u>	
Side Panel Assembly	10.2
2nd Auxiliary Hydraulic Assembly (S/N 101 – 536 & 538)	10.3
2nd Auxiliary Hydraulic Assembly (S/N 537, 539 Thru)	10.3.1
Outrigger Assembly (S/N 101 – 536 & 538)	10.4
Outrigger Assembly (S/N 537, 539 Thru)	10.4.1
Outrigger Extension Cylinder Assembly	10.5
Cab Assembly	10.6
Cab Insulation Group Assembly	10.7
Cab Door Assembly (S/N 101 – 353)	10.8
Cab Door Assembly (S/N 354 Thru)	10.8.1
Cab Heater, Wiper & Defroster Assembly	10.9
Heater Assembly (Optional Cab)	10.10



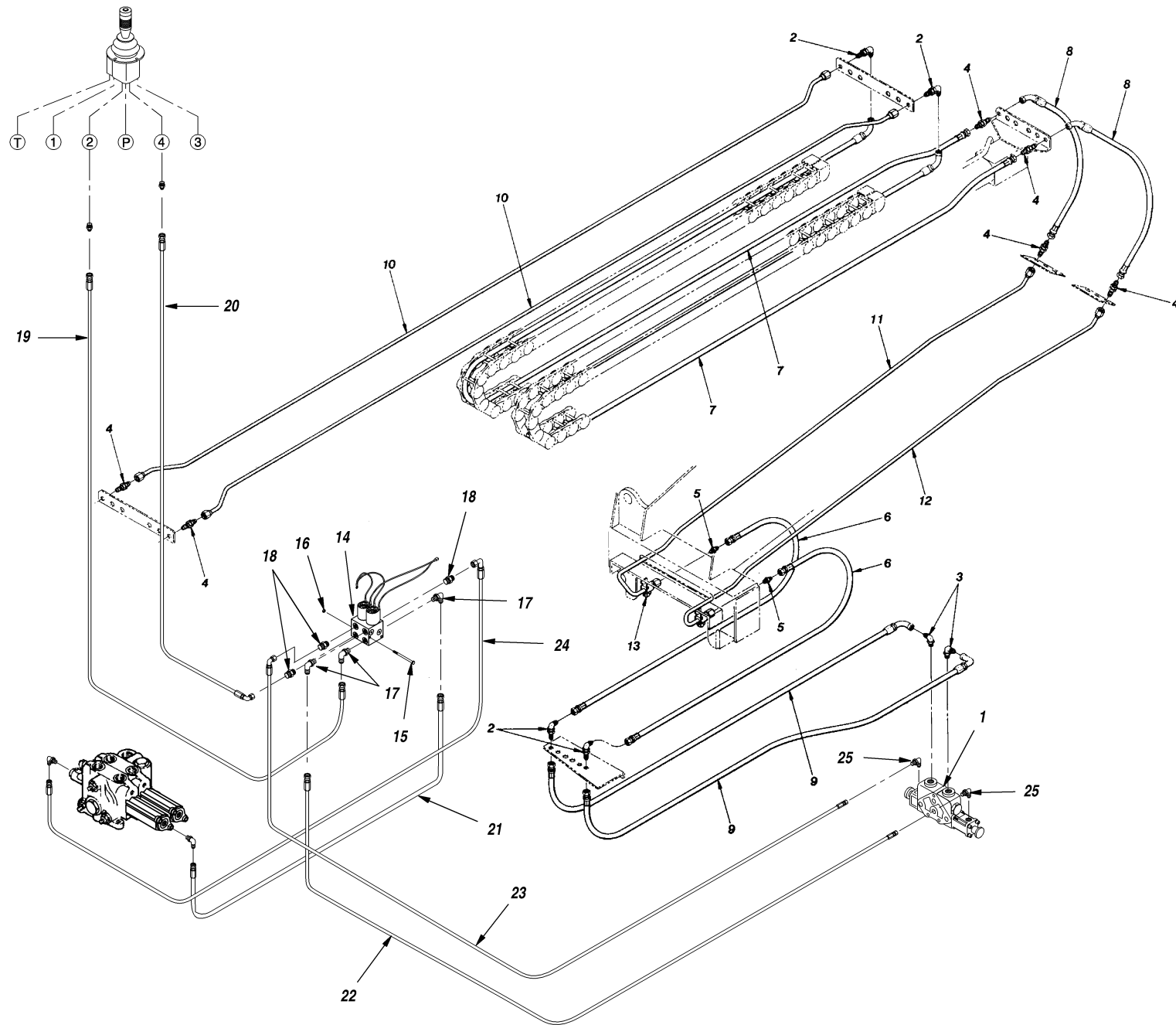
ITEM	PART NUMBER	QTY.	DESCRIPTION	ITEM	PART NUMBER	QTY.	DESCRIPTION
1	N.L.A.	❶	Paint, Orange Acrylic Enamel	41	20963B	1	Decal, Notice
2	16306A	1	Pointer, Boom Extension	42	30487A	1	Decal, Frame Tilt Control
3	16335A	1	Pointer, Boom Angle Indicator	43	❸35091A	1	Decal, Transfer and Fork Tilt Control
4	P00202	1	Bolt, Hx., 3/8"-16 x 3/4"	44	❹35090A	1	Decal, Boom Movement Control
5	P01310	1	Lockwasher, 3/8"	45	30490A	1	Decal, Rear Axle Disconnect
6	P01557	1	Jam Nut, Hx., 5/16-18	46	24751A	4	Decal, Tire Ballast Required
7	P01358	1	Starwasher, 5/16" External	47	❷35387B	1	Decal, Manufacturer
8	P01403	2	Flatwasher, 5/16"	48	16346A	1	Decal, Arrow - Small
9	P00105	1	Bolt, Hx., 5/16"-18 x 1 1/4"	49	16347A	1	Decal, Arrow - Large
10	❹P01504	2	Nut, Hx., #10-24	50	16348D	1	Decal, Transfer Extension Indicator, Frame
11	❹P01306	2	Lockwasher, #10	51	16349D	1	Decal, Transfer Extension Indicator, Cab
12	❹P27610	2	Screw, Hx. Washer Hd., #10-24 x 1/2"	52	16360R	1	Decal, Boom Extension Indicator (4 Pieces)
13	25252B	1	Slow Moving Vehicle Sign	53	15730R	1	Decal, "Highlander"
14	P18991	2	Reflector, Red	54	14226B	1	Decal, "Lull" Logo
15	P18992	2	Reflector, Yellow	55	15731B	9	Decal, Letter "L"
16	N12334	2	No-Slip Surfacing (2" x 28")	56	15732B	3	Decal, Letter "U"
17	❸P32958	14	Aluminum Pop Rivet, 1/8" x .337" Lg.	57	30492C	1	Decal, Model 844B
18	20964B	2	Plate, Caution	58	26431B	2	Decal, American Flag
19	12750A	1	Plate, Steer Selector	59	24752B	2	Decal, Carriage Safety
20	26434A	1	Plate, "Lock" Quick Attach	60	21318A	1	Decal, Caution, Carry Load Low
21	26435A	1	Plate, "Unlock" Quick Attach	61	26429A	1	Decal, Pressure Test Ports
22	16895A	1	Plate, U.S. Patent No.	62	21319A	2	Decal, Don't Be Careless
23	N.S.S.	1	Plate, Serial Number	63	35092A	1	Decal, Disconnect Battery
24	20807A	REF	Plate, Truss Boom Capacity	64	35082A	1	Decal, Transmission Declutch
25	31374A	REF	Plate, Material Bucket Capacity	65	24755A	1	Decal, Parking Brake - Light
26	30491A	REF	Decal, Outrigger Movement	66	35061A	1	Decal, Transmission Kickdown
27	30630C	REF	Decal, Load Chart w/ Tower Capacities	REF	18791A	1	Decal Replacement Package (S/N 101-999) (Incl. Items 14-21 & 28-65)
	35394C	REF	Decal, Load Chart w/ Outriggers Capacities				
28	❹35400C	1	Decal, Load Chart Capacities - Standard	REF	38081B	1	Decal Replacement Package (S/N 1000 Thru) (Incl. Items 14-21, 28-39, & 41-66)
29	30493B	1	Decal, Lubrication Schedule	NOTES: ❶ Obtain all Chemical and Paint supplies locally. ❷ Used to mount Slow Moving Vehicle Sign (Item 17). Not Illustrated. ❸ Early Production used #4 x 1/4" Rd. Hd. Drive Screws, P15355. ❹ Use 26428C for S/N 101-999. ❺ Use 30488A for S/N 101-536 & 538. ❻ Use 30489A for S/N 101-536 & 538. ❼ Use 14282B for S/N 101-999.			
30	39617B	1	Decal, Forklift Signals				
31	15784B	1	Decal, Boom Angle Indicator				
32	20988A	1	Decal, Hydraulic Oil Only				
33	20989A	1	Decal, Diesel Fuel Only				
34	20997A	1	Decal, Differential Lock - Light				
35	24906A	1	Decal, Low Brake Pressure Warning				
36	24863A	1	Decal, Low Brake Pressure - Light				
37	35193A	1	Decal, Apply Parking Brake (S/N 531 Thru)				
38	30486A	1	Decal, Green Dot, Quick Attach Lever				
39	21443A	1	Decal, Differential Lock - Foot Control				
40	20980A	1	Decal, Cold Start Instructions				
				844B S/N 101 THRU			
				DECAL GROUP ASSEMBLY			



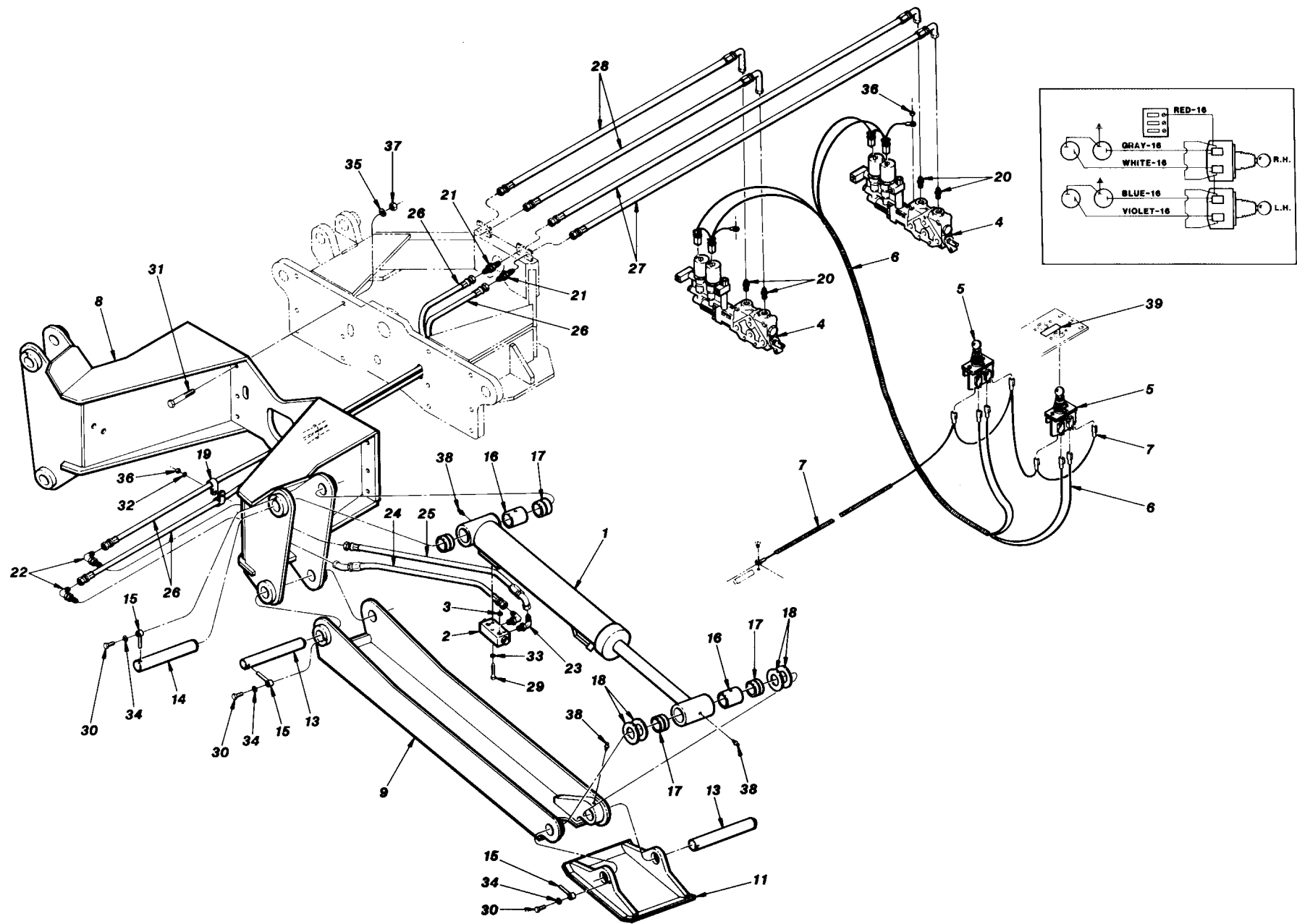
PART				PART			
ITEM	NUMBER	QTY.	DESCRIPTION	ITEM	NUMBER	QTY.	DESCRIPTION
1	30514B	2	Side Panel, Rear				
2	30516B	1	Side Panel, Front Right Side				
3	30518B	1	Side Panel, Front Left Side				
4	P19085	REF	Latch, Paddle Handle				
4A*	37136X	REF	Key Blank				
4B*	37137X	REF	Lock Mechanism				
5*	32445B	REF	Side Panel w/ Cut Out for Battery Box				



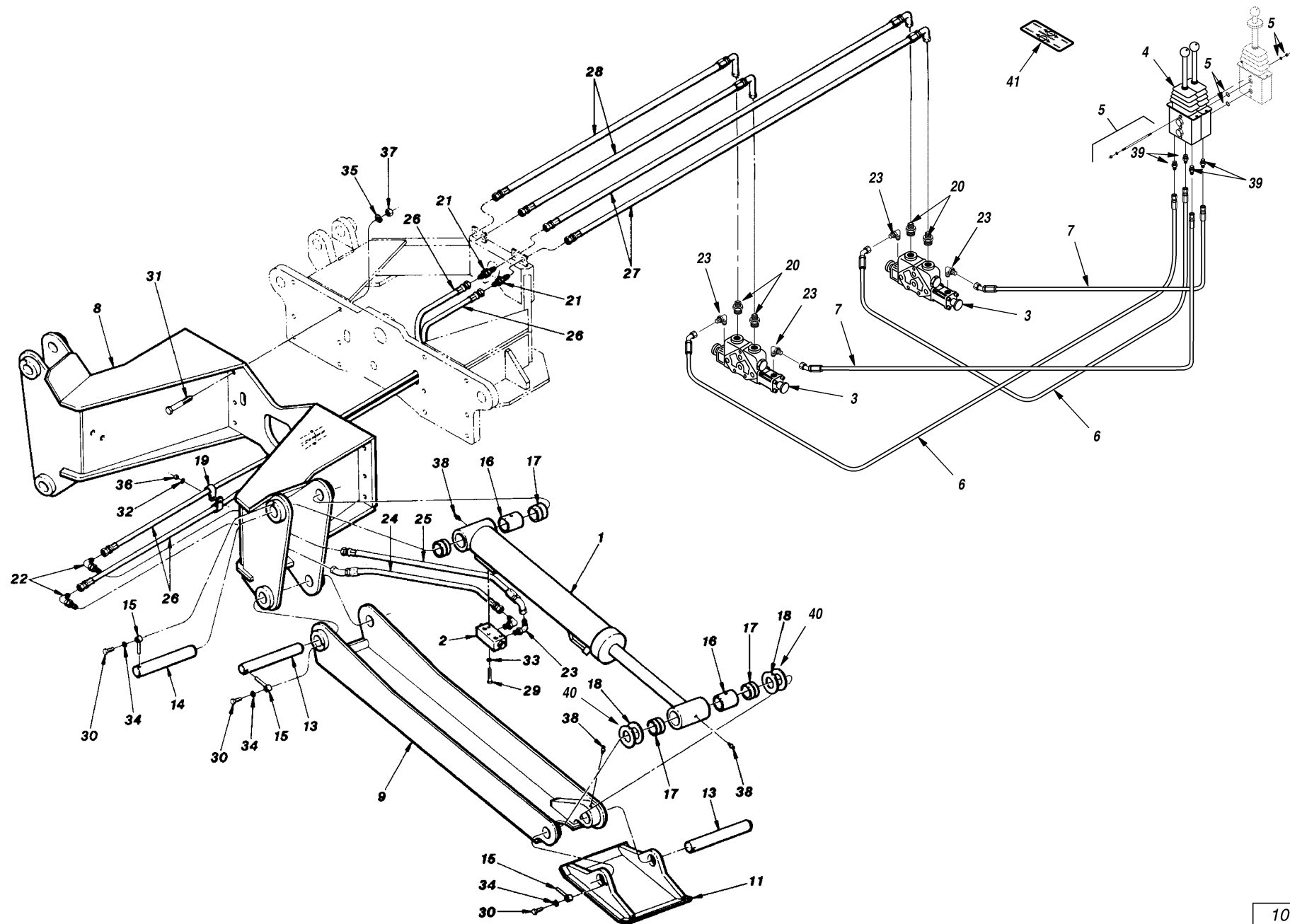
PART				PART			
ITEM	NUMBER	QTY.	DESCRIPTION	ITEM	NUMBER	QTY.	DESCRIPTION
1	P28719	1	Valve Section, 2nd Auxiliary (See Page 6.8 for Breakdown)				
2	P18930	4	90° Elbow, Bulkhead				
3	P18956	2	90° Elbow, O-Ring				
4	P21578	6	Connector, Bulkhead				
5	P21585	2	Connector, Union				
6	P30186	2	Hydraulic Hose .38" x 72"				
7	P28638	2	Hydraulic Hose .38" x 235"				
8	P29193	2	Hydraulic Hose .50" x 37" (Supersedes P27154 - 34" Lg.)				
9	P30192	2	Hydraulic Hose .50" x 61"				
10	26400B	2	Hydraulic Tube .50" O.D.				
11	P28762	1	Hydraulic Tube .50" O.D.				
12	P28763	1	Hydraulic Tube .50" O.D.				
13	P20467	2	Clamp Cushion				



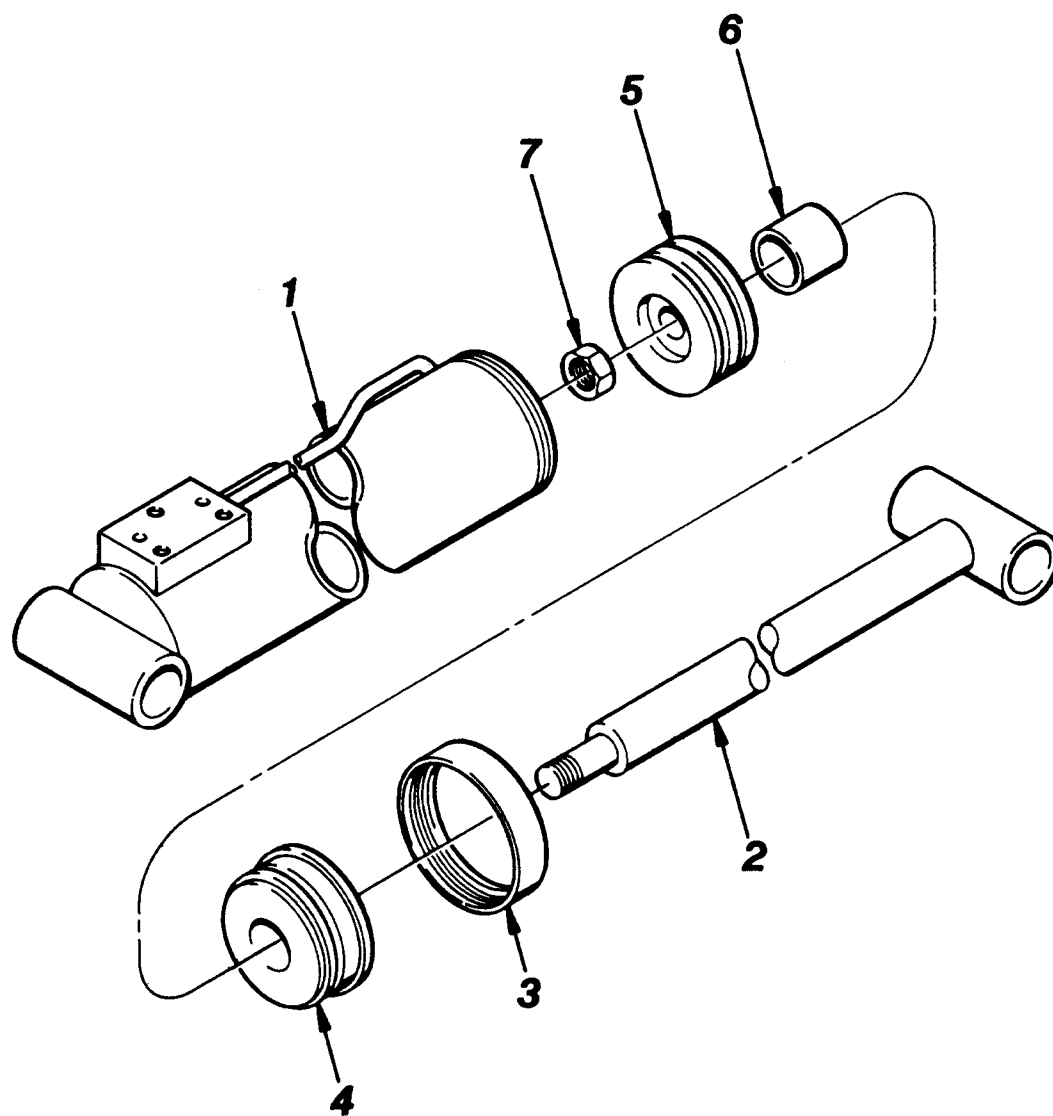
PART				PART			
ITEM	NUMBER	QTY.	DESCRIPTION	ITEM	NUMBER	QTY.	DESCRIPTION
1	P31561	1	Valve Section, 2nd Auxiliary w/Hyd. Actuator				
2	P18930	4	90° Elbow, Bulkhead				
3	P18935	2	90° Elbow, O-Ring				
4	P21578	6	Connector, Bulkhead				
5	P21585	2	Connector, Union				
6	P30186	2	Hydraulic Hose .38" x 72"				
7	P28638	2	Hydraulic Hose .38" x 235"				
8	P29193	2	Hydraulic Hose .50" x 34"				
			(Supersedes P27154 - 34" Lg.)				
9	P30192	2	Hydraulic Hose .50" x 61"				
10	26400B	2	Hydraulic Tube .50" O.D.				
11	P28762	1	Hydraulic Tube .50" O.D.				
12	P28763	1	Hydraulic Tube .50" O.D.				
13	P20467	2	Clamp Cushion				
14	P31560	1	Circuit Selector Valve, 6-Port				
			(See Page 7.6 for Breakdown)				
15	P00016	2	Bolt, Hx., 1/4"-20 x 3 3/4"				
16	P01506	2	Nut, Hx., 1/4"-20				
17	P19248	3	90° Elbow, O-Ring				
18	P18960	3	Connector, Straight				
19	P32416	1	Hose, Hydraulic .25 x 73"				
20	P32418	1	Hose, Hydraulic .25 x 73"				
21	P32417	1	Hose, Hydraulic .25 x 20"				
22	P24679	1	Hose, Hydraulic .25 x 53"				
23	P24681	1	Hose, Hydraulic .25 x 53"				
24	P29167	1	Hose, Hydraulic .25 x 32"				
25	P18935	2	90° Elbow, O-Ring				
REF	P19739	1	Stud Kit, 5-Section Valve				
REF	P28718	1	Stud Kit, 7-Section Valve				



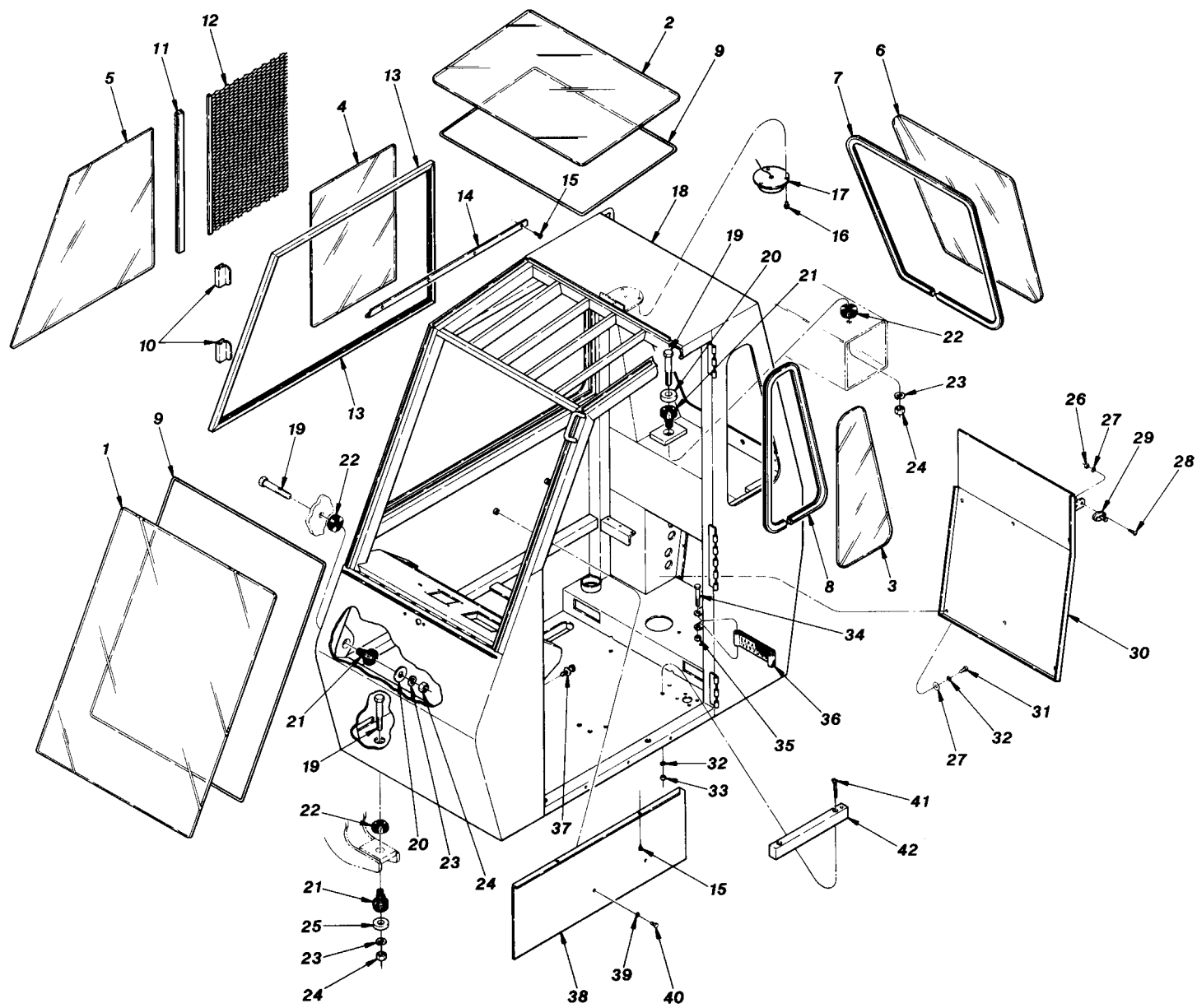
ITEM	PART NUMBER	QTY.	DESCRIPTION	ITEM	PART NUMBER	QTY.	DESCRIPTION
1	P29352	2	Cylinder, Outrigger Extension (See Page 10.5 for Breakdown)	37	P01513	12	Nut, Hx., 3/4"-10
2	P28053	2	Check Valve, Double P.O.	38	P16611	8	Grease Fitting
3	P29334	2	Orifice Disc	REF*	30491A	1	Decal, Outrigger Movement
4	P28720	2	Valve Section, Outrigger (See Page 6.8 for Breakdown)				
5	P29103	2	Controller, Outrigger				
6	P29243	1	Wire Harness, Outrigger - Control				
7	P29249	1	Wire Harness, Outrigger - Power				
8	25952D	1	Frame, Outrigger				
9	25953C	1	Outrigger Leg - L.H.				
10*	25954C	1	Outrigger Leg - R.H.				
11	25955B	1	Foot Pad - L.H.				
12*	25956B	1	Foot Pad - R.H.				
13	25958A	4	Pin, Outrigger Leg (.48" Dia. Hole)				
	36566A	-	Pin, Outrigger Leg (.56" Dia. Hole)				
14	25959A	2	Pin, Cylinder Pivot (.48" Dia. Hole)				
	36567A	-	Pin, Cylinder Pivot (.56" Dia. Hole)				
15	25381A	6	Lock Pin, 7/16" Dia.				
	36565A	-	Lock Pin, 1/2" Dia.				
16	26280A	4	Spacer				
17	16228A	8	Bushing, Outrigger Cylinder				
18	18756A	A/R	Shim				
19	P17553	4	Clamp, Hydraulic Hose				
20	P18944	4	Connector, O-Ring				
21	P21578	4	Connector, Bulkhead				
22	P18931	4	90° Elbow, Bulkhead				
23	P18935	4	90° Elbow, O-Ring				
24	P19078	2	Hydraulic Hose .38" x 21"				
25	P29463	2	Hydraulic Hose .38" x 23"				
26	P25820	4	Hydraulic Hose .38" x 60"				
27	P27144	2	Hydraulic Hose .50" x 54"				
28	P29250	2	Hydraulic Hose .50" x 54"				
29	P00207	6	Bolt, Hx., 3/8"-16 x 1 3/4"				
30	P00403	6	Bolt, Hx., 1/2"-13 x 1 1/4"				
31	P00731	12	Bolt, Hx., 3/4"-10 x 3"				
32	P01309	2	Lockwasher, 5/16"				
33	P01310	6	Lockwasher, 3/8"				
34	P01312	6	Lockwasher, 1/2"				
35	P01315	12	Lockwasher, 3/4"				
36	P01507	3	Nut, Hx., 5/16"-18				
				NOTES:			
				* Not illustrated.			
				844B OPTION (S/N 101-536 & 538)			
				OUTRIGGER ASSEMBLY			



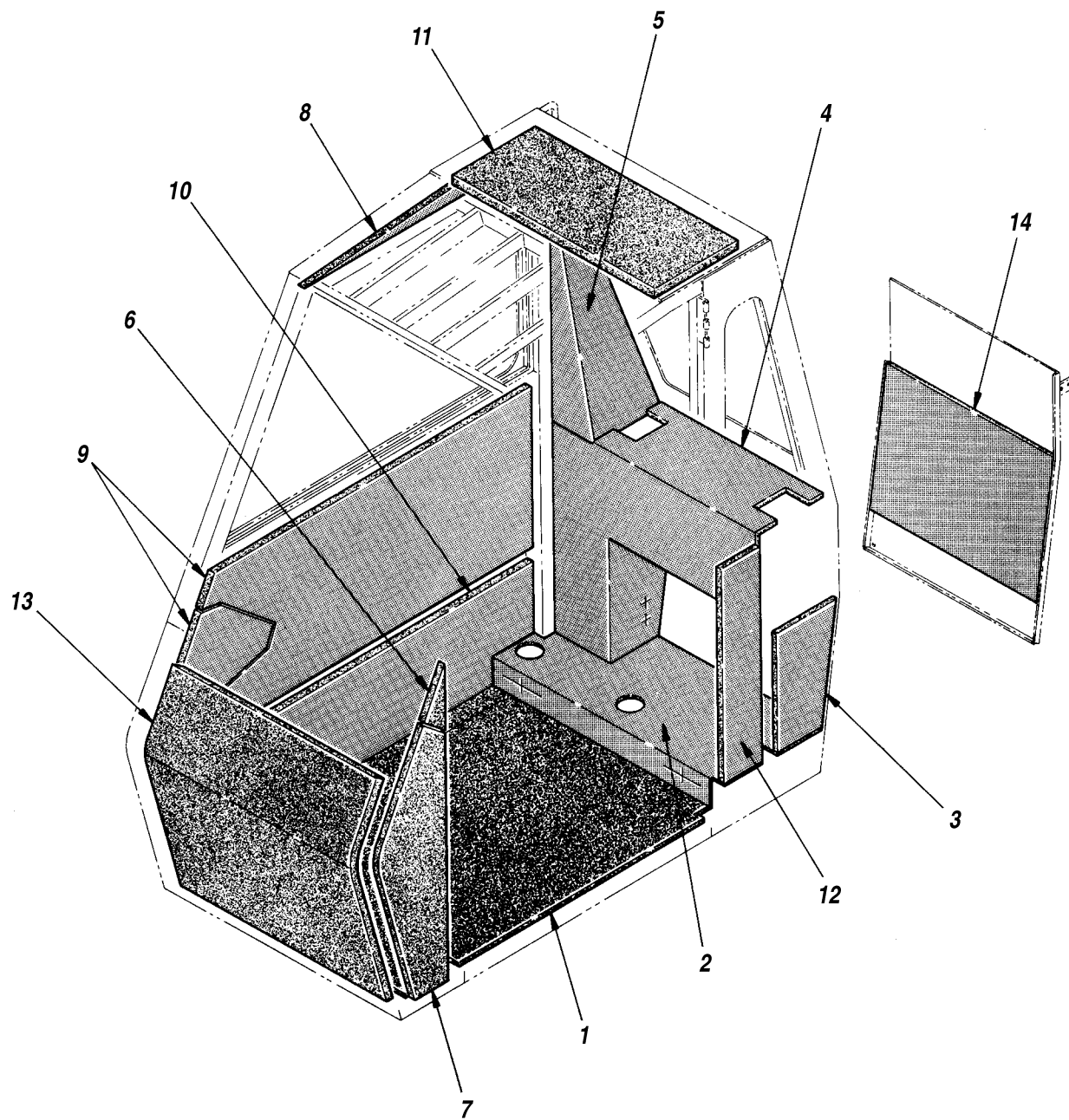
ITEM	PART NUMBER	QTY.	DESCRIPTION	ITEM	PART NUMBER	QTY.	DESCRIPTION
1	P29352	2	Cylinder, Outrigger Extension (See Page 10.5 for Breakdown)	40	31999A	2	Spacer
2	P40292	2	Check Valve, Double P.O.	41	30491A	1	Decal, Outrigger Movement
3	P31561	1	Valve Section, Outrigger (See Page 6.11 for Breakdown)				
4	P31579	2	Controller, Outrigger, Single Axis				
5	P32663	1	Tie Stud Kit (3-Bank Controller)				
6	P32411	2	Hose, Hydraulic .25" x 64"				
7	P32412	2	Hose, Hydraulic .25" x 54"				
8	25952D	1	Frame, Outrigger				
9	25953C	1	Outrigger Leg - L.H.				
10*	25954C	1	Outrigger Leg - R.H.				
11	25955B	1	Foot Pad - L.H.				
12*	25956B	1	Foot Pad - R.H.				
13	36566A	4	Pin, Outrigger Leg				
14	36567A	2	Pin, Cylinder Pivot				
15	36565A	6	Lock Pin, 1/2" Dia.				
16	26280A	4	Spacer				
17	16228A	8	Bushing, Outrigger Cylinder				
18	18756A	A/R	Shim				
19	P17553	4	Clamp, Hydraulic Hose				
20	P18944	4	Connector, O-Ring				
21	P21578	4	Connector, Bulkhead				
22	P18931	4	90° Elbow, Bulkhead				
23	P18935	8	90° Elbow, O-Ring				
24	P19078	2	Hydraulic Hose .38" x 21"				
25	P29463	2	Hydraulic Hose .38" x 23"				
26	P25820	4	Hydraulic Hose .38" x 60"				
27	P27144	2	Hydraulic Hose .50" x 54"				
28	P29250	2	Hydraulic Hose .50" x 54"				
29	P00207	6	Bolt, Hx., 3/8"-16 x 1 3/4"				
30	P00403	6	Bolt, Hx., 1/2"-13 x 1 1/4"				
31	P00731	12	Bolt, Hx., 3/4"-10 x 3"				
32	P01309	2	Lockwasher, 5/16"				
33	P01310	6	Lockwasher, 3/8"				
34	P01312	6	Lockwasher, 1/2"				
35	P25799	12	Lockwasher, 3/4"				
36	P01507	4	Nut, Hx., 5/16"-18				
37	P01513	12	Nut, Hx., 3/4"-10				
38	P16611	8	Grease Fitting				
39	P18936	4	Connector, O-Ring				
				NOTES: * Not illustrated.			
				844B OPTION (S/N 537, 539 THRU)			
				OUTRIGGER ASSEMBLY			
				10.4.1			
				6/98			



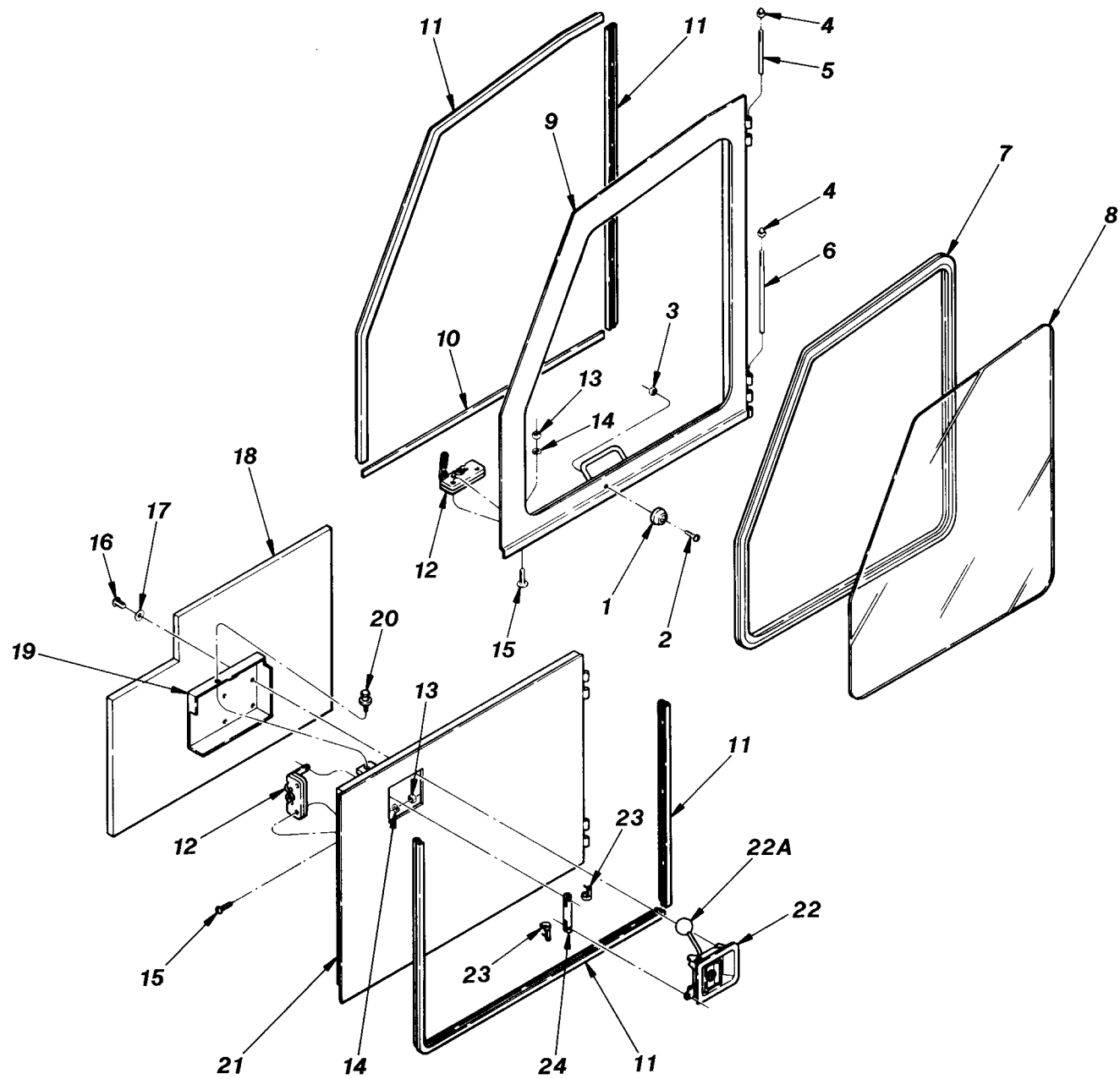
[illegible]



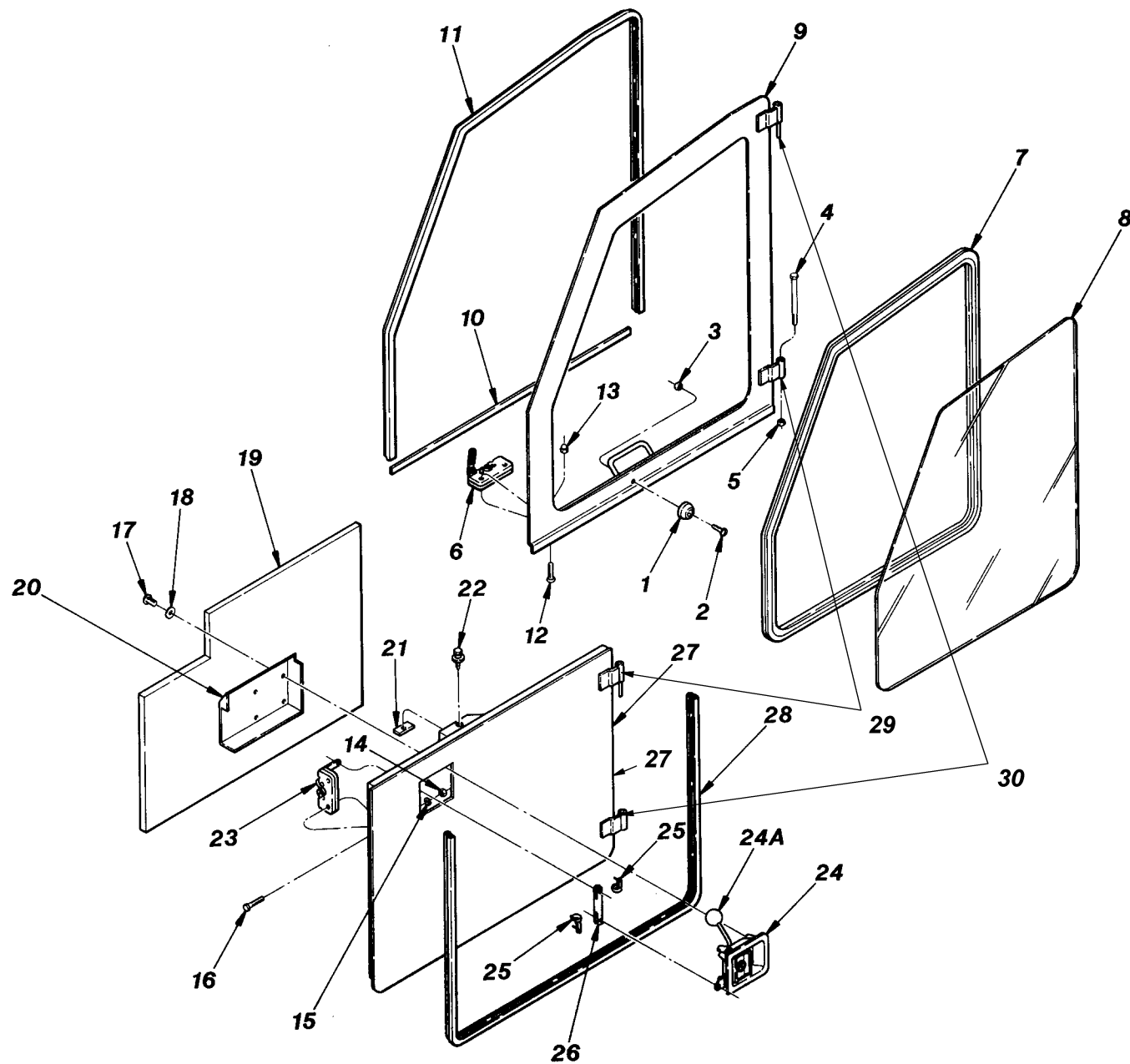
ITEM	PART NUMBER	QTY.	DESCRIPTION	ITEM	PART NUMBER	QTY.	DESCRIPTION
REF	P28549	-	Cab Assembly	36	P30045	1	Strap, Door Holder
1	P29719	1	Glass Window, Windshield	37	P91536	1	Striker, Door Latch
2	P29720	1	Glass Window, Skylight	38	P30046	1	Plate, Decal Mount
3	P29721	1	Glass Window, Side	39	P01309	2	Lockwasher, 5/16"
4	P29722	1	Glass Window, Slider	40	P00102	2	Bolt, Hx., 5/16"-18 x 3/4"
5	P29723	1	Glass Window, Stationary	41	P03074	2	Capscrew, Flat Hd. Socket, 5/16"-18 x 1 1/2"
6	P29724	1	Glass Window, Rear	42	30553B	1	Filler Bar, Tool Box Door
7	●P91512	96"	Rubber Locking Channel				
8	●P91512	63"	Rubber Locking Channel				
9	P91513	2	Butyl Tape (15 Foot Rolls)				
REF	P91515	A/R	Silicone Sealant, Black (10.3 oz. Tube)				
REF	P91516	A/R	Pinchweld Primer				
REF	P91517	A/R	Acrysol Solvent				
10	P24268	2	Handle, Push-Pull				
11	●P29944	23"	Spacer, Rubber				
12	P30043	1	Screen, Safety				
13	●P30004	A/R	Channel, Window				
14	P30044	1	Retainer, Channel				
15	P03651	6	Tapping Screw, Indented Hx., 1/4"-20 x 1/2"				
16	P92131	3	Screw, Self-Tapping, #8 x 1/2"				
17	P30003	1	Dome Light				
18	N.S.S.	1	Frame, Cab				
19	P00711	4	Bolt, Hx., 3/4"-10 x 4 1/2"				
20	P91503	3	Mount Washer, 3/8"				
21	P28725	4	Rubber Mount				
22	P28726	4	Mounting Pad				
23	P01315	4	Lockwasher, 3/4"				
24	P01513	4	Nut, Hx., 3/4"-10				
25	P28727	1	Mount Washer, 3/16"				
26	P01656	2	Locknut, Hx., 1/4"-20				
27	P01402	8	Flatwasher, 1/4"				
28	P91606	2	Screw, Slotted 82° Oval Hd., 1/4"-20 x 3/4"				
29	P29447	1	Door Shank (Includes Nylon Socket)				
30	P30039	1	Cover, Rear Access				
31	P00003	1	Bolt, Hx., 1/4"-20 x 3/4"				
32	P01308	8	Lockwasher, 1/4"				
33	P01506	2	Nut, Hx., 1/4"-20				
34	P00212	2	Bolt, Hx., 3/8"-16 x 3"				
35	P01658	2	Locknut, 3/8"-16				
				NOTES:			
				● Specify length required when ordering.			
				N.S.S. = Not Sold Separately.			
				844B OPTION			
				CAB ASSEMBLY			
				10.6			
				6/98			



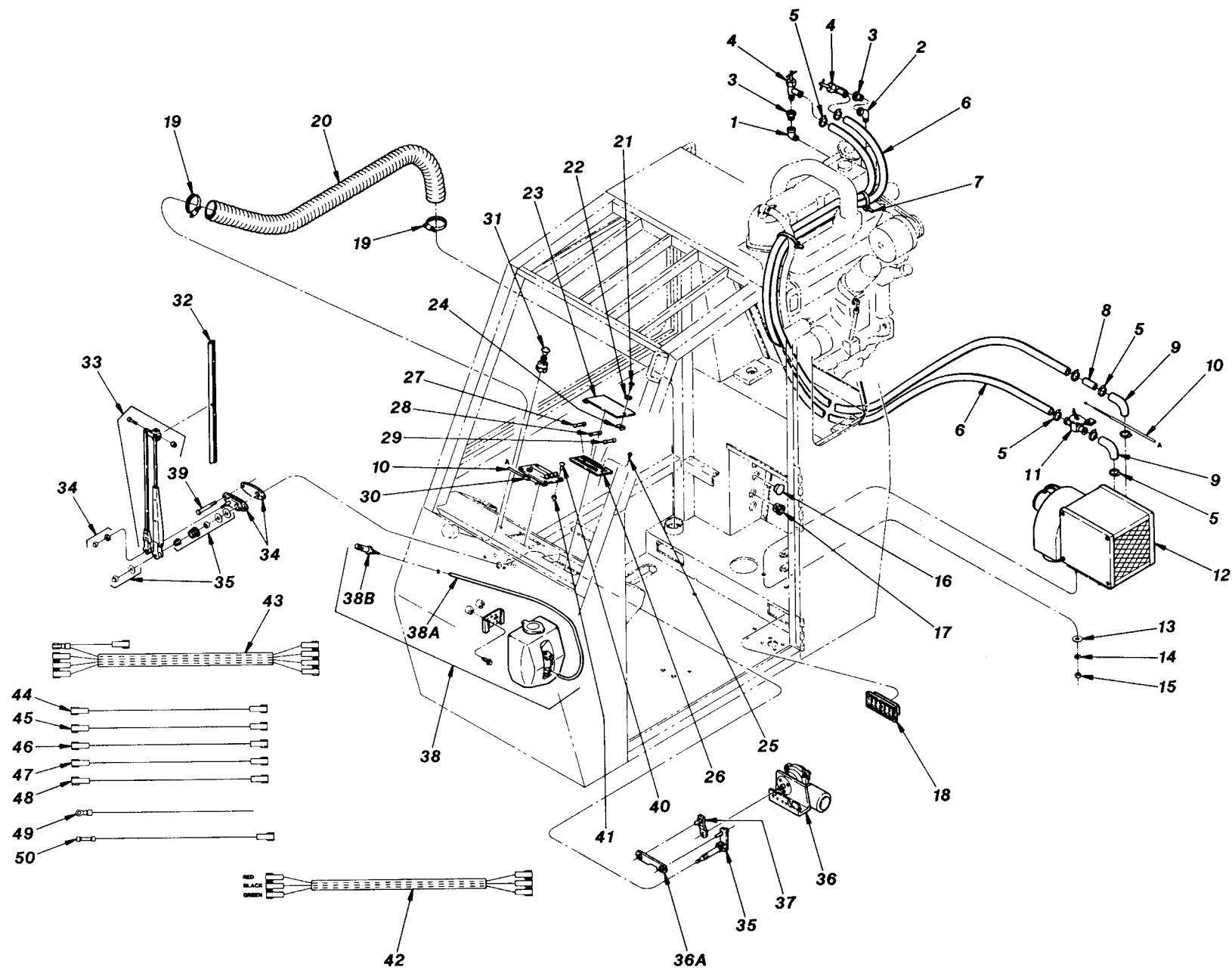
PART				PART			
ITEM	NUMBER	QTY.	DESCRIPTION	ITEM	NUMBER	QTY.	DESCRIPTION
1	32309C	1	Floor Mat, Cab				
2	32311B	1	Insulation, Heater Deck				
3	32312B	1	Insulation, Left Side - Rear				
4	32313B	1	Insulation, Rear				
5	32314B	1	Insulation, Right Side - Rear				
6	32315B	1	Insulation, Left Side - Upper Front				
7	32316B	1	Insulation, Left Side - Lower Front				
8	32317B	1	Insulation, Right Side - Upper				
9	32318B	1	Insulation, Right Side - Middle				
10	32319B	1	Insulation, Right Side - Lower				
11	N12246	1	Insulation, Roof				
12	N12247	1	Insulation, Left Side				
13	N12248	1	Insulation, Lower Front				
14	N12249	1	Insulation, Access Cover				
REF	P91529	A/R	Adhesive				



ITEM	PART NUMBER	QTY.	DESCRIPTION	ITEM	PART NUMBER	QTY.	DESCRIPTION
1	P29447	1	Socket, Door Holder (Includes Shank)				
2	P02129	1	Screw, Slotted Rd. Hd., 1/4"-20 x 5/8"				
3	P01656	1	Locknut, Hx., 1/4"-20				
4	P00217	2	Bolt, Hx., 3/8"-16 x 4 1/2"				
5	P01658	2	Locknut, Hx., 3/8"-16				
REF	P30040	1	Upper Door Assembly (Includes Items 6–13)				
6	P91542	1	Latch, Door - Upper				
7	P91512	118"	Weatherstrip, Window				
8	P30036	1	Glass Window, Door				
9	N.S.S.	1	Frame, Upper Door				
10	P91543	38"	Seal Strip				
11	P29139	103"	Edge Trim				
12	P00006	2	Bolt, Hex, 1/4"-20 x 1 1/4"				
13	P91544	2	Nut, Acorn, 1/4"-20				
REF	P30041	1	Lower Door Assembly (Includes Items 14–28)				
14	P01506	2	Nut, Hx., 1/4"-20				
15	P01308	4	Lockwasher, 1/4"				
16	P00007	2	Bolt, Hx., 1/4"-20 x 1 1/2"				
17	P02057	4	Screw, Slotted Rd. Hd., #10-24 x 3/4"				
18	P01400	4	Flatwasher, #10				
19	32320B	1	Insulation, Door				
20	P91540	1	Cover, Latch				
21	P91539	1	Mount, Striker				
22	P91536	1	Striker, Latch				
23	P91535	1	Latch, Door - Lower				
24	P91531	1	Paddle, Handle (Includes Item 24A)				
24A	P91532	1	Knob				
25	P91533	2	Spring, Pin				
26	P91534	1	Link, Connecting				
27	N.S.S.	1	Frame, Lower Door				
28	P29139	84"	Edge Trim				
29	❶P31570	1	Hinge Set, Cab Door				
30	❶P31569	1	Hinge Set, Cab Door				
NOTES:				844B OPTION (S/N 101–353)			
❶ Set includes Half Hinge for Cab (not shown) and Half Hinge for Door.				6/98			
N.S.S. = Not Sold Separately.				CAB DOOR ASSEMBLY			
				10.8			



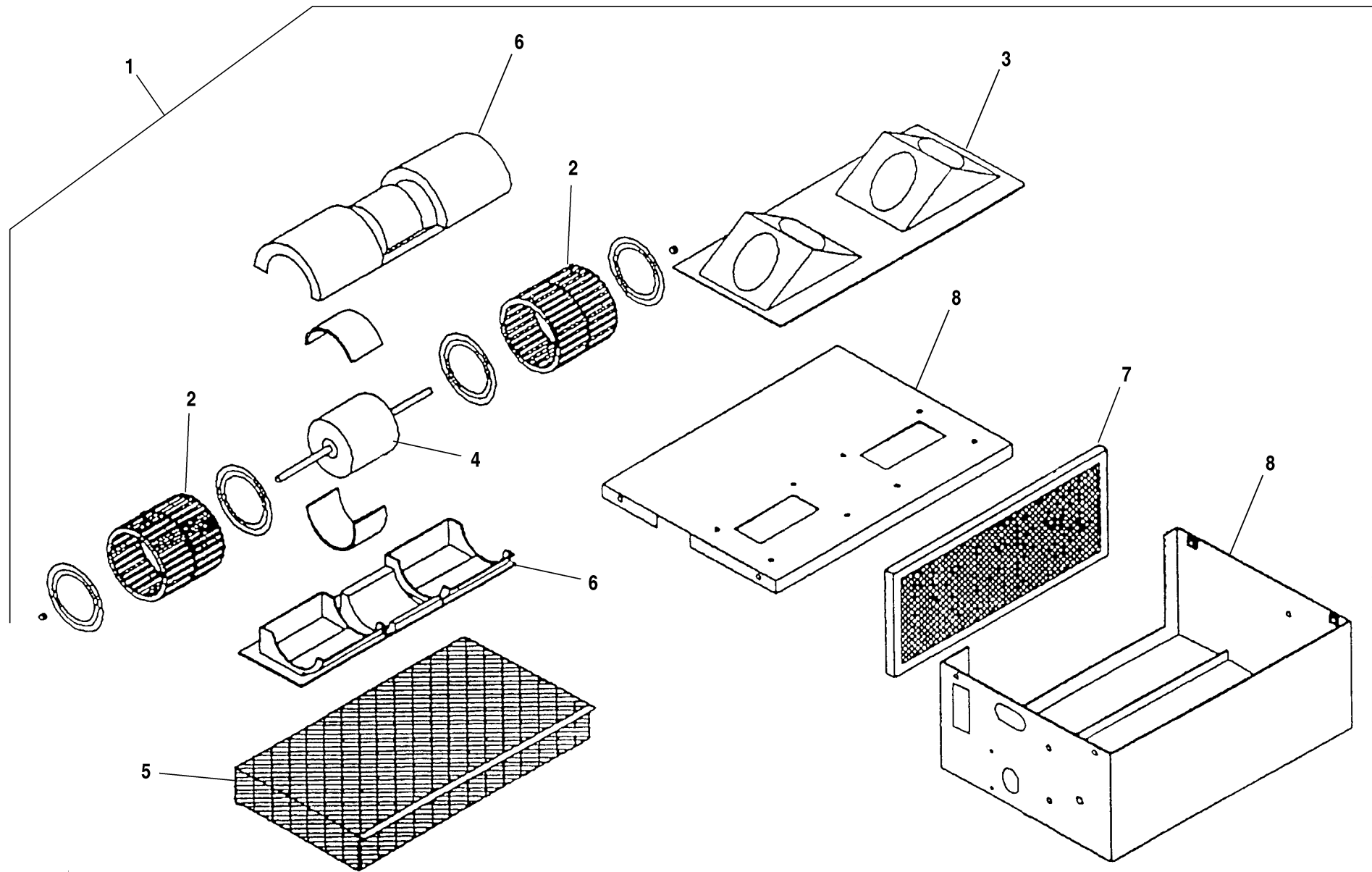
PART				PART			
ITEM	NUMBER	QTY.	DESCRIPTION	ITEM	NUMBER	QTY.	DESCRIPTION
1	P29447	1	Socket, Door Holder (Includes Shank)				
2	P02129	1	Screw, Slotted Rd. Hd., 1/4"-20 x 5/8"				
3	P01656	1	Locknut, Hx., 1/4"-20				
4	P00217	2	Bolt, Hx., 3/8"-16 x 4 1/2"				
5	P01658	2	Locknut, Hx., 3/8"-16				
REF	P30040	1	Upper Door Assembly (Includes Items 6–13)				
6	P91542	1	Latch, Door - Upper				
7	P91512	118"	Weatherstrip, Window				
8	P30036	1	Glass Window, Door				
9	N.S.S.	1	Frame, Upper Door				
10	P91543	38"	Seal Strip				
11	P29139	103"	Edge Trim				
12	P00006	2	Bolt, Hx., 1/4"-20 x 1 1/4"				
13	P91544	2	Nut, Acorn, 1/4"-20				
REF	P30041	1	Lower Door Assembly (Includes Items 14–28)				
14	P01506	2	Nut, Hx., 1/4"-20				
15	P01308	4	Lockwasher, 1/4"				
16	P00007	2	Bolt, Hx., 1/4"-20 x 1 1/2"				
17	P02057	4	Screw, Slotted Rd. Hd., #10-24 x 3/4"				
18	P01400	4	Flatwasher, #10				
19	32320B	1	Insulation, Door				
20	P91540	1	Cover, Latch				
21	P91539	1	Mount, Striker				
22	P91536	1	Striker, Latch				
23	P91535	1	Latch, Door - Lower				
24	P91531	1	Paddle, Handle (Includes Item 24A)				
24A	P91532	1	Knob				
25	P91533	2	Spring, Pin				
26	P91534	1	Link, Connecting				
27	N.S.S.	1	Frame, Lower Door				
28	P29139	84"	Edge Trim				
29	❶P31570	1	Hinge Set, Cab Door				
30	❶P31569	1	Hinge Set, Cab Door				
NOTES: ❶ Set includes Half Hinge for Cab (not shown) and Half Hinge for Door. N.S.S. = Not Sold Separately.				10.8.1			
				844B OPTION (S/N 354 THRU)			
CAB DOOR ASSEMBLY				6/98			



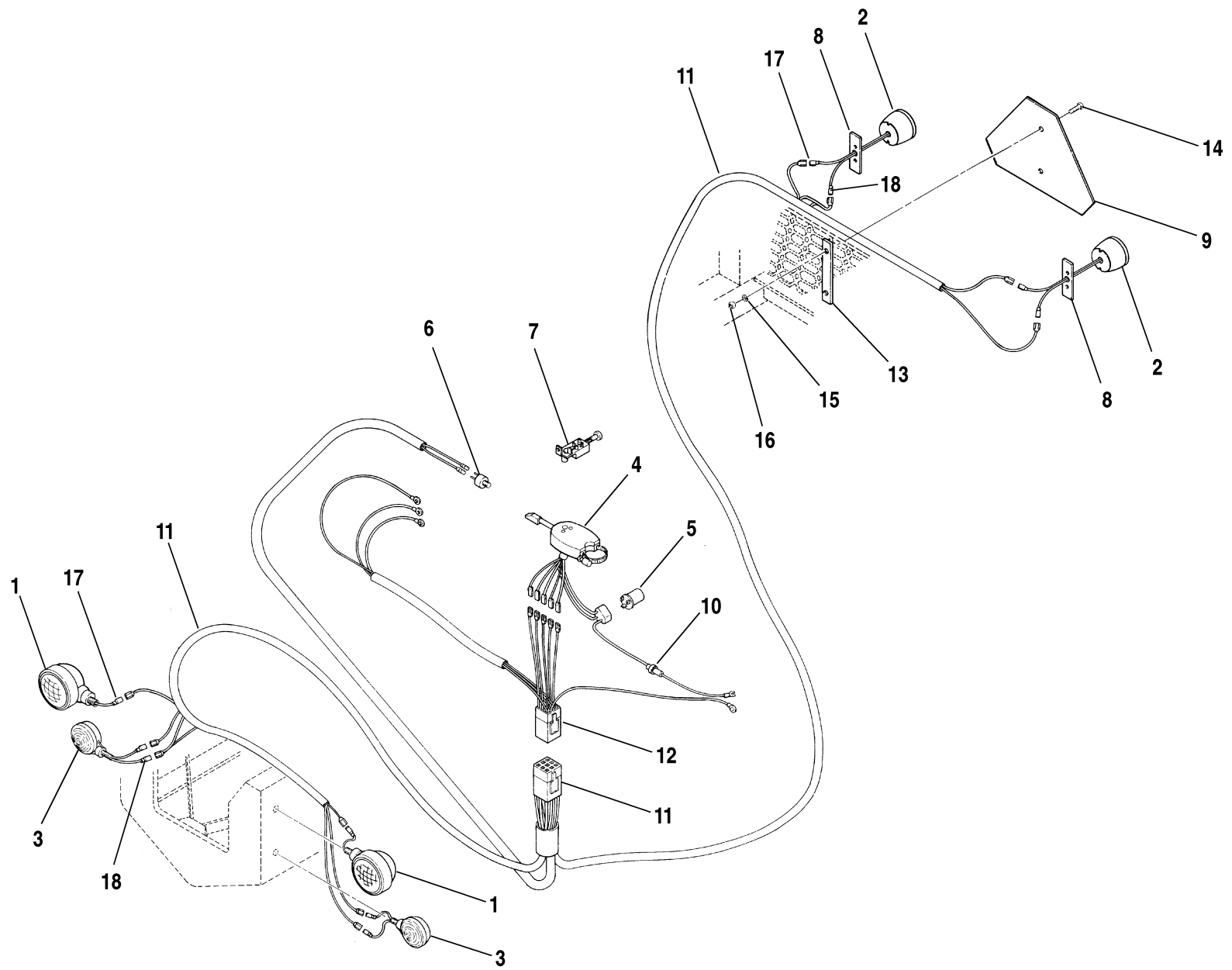
ITEM	PART NUMBER	QTY.	DESCRIPTION	ITEM	PART NUMBER	QTY.	DESCRIPTION
1	P10110	1	90° Elbow, Pipe	34	P91578	1	Pantographic Adapter Kit
2	P10191	1	45° Elbow, Pipe	35	P91582	1	Wiper Shaft Kit
3	P10120	2	Reducer Bushing	REF	36546A	1	Wiper Motor (Includes Items 36, 36A & 37)
4	P23266	2	Shut-Off Valve	36	P25353	1	Wiper Motor Bracket
5	P10186	4	Hose Clamp	36A	P25359	1	Connecting Link
6	N11406	2	Heater Hose, 5/8" x 120"	37	P25357	1	Drive Arm, Wiper (Slotted Hole)
7	P17989	3	Cable Tie		P32555	-	Drive Arm, Wiper (Tapered Round Hole)
8	P30010	1	Adapter, Hose	38	P30000	1	Windshield Washer Kit (Incl. Items 38A & 38B)
9	P29946	2	90° Rubber Elbow	38A	P91608	1	Hose, Washer
10	P29949	1	Control Cable, Heater	38B	P91610	1	Jet
11	P29948	1	Valve, Heater Temperature Control	39	P00061	2	Bolt, Hx., 1/4"-28 x 2 3/4"
12	P29585	1	Heater Unit (Includes Items 12A, 12B & 12C)	40	P02056	4	Screw, Slotted Rd. Hd., #10-24 x 5/8"
12A*	P30006	1	Heater Core	41	P01654	4	Locknut, Hx., #10-24
12B*	P30007	1	Blower Motor	42	P91559	1	Wire Harness, Wiper
12C*	P30008	1	Blower Wheel	43	P30049	1	Wire Harness, Blower
13	P01403	4	Flatwasher, 5/16"	44	P28573	1	Wire, Jumper - Blower Switch to Mode Switch
14	P01309	4	Lockwasher, 5/16"	45	P28574	1	Wire, Jumper - Fuse Block to Blower Switch
15	P01507	4	Nut, Hx., 5/16"-18	46	P28575	1	Wire, Jumper - Fuse Block to Washer Switch
16	P29943	2	Plug, Hole	47	P28576	1	Wire, Jumper - Wiper Switch to Washer Pump
17	P30001	2	Grommet, Hose	48	P28577	1	Wire, Jumper - Fuse Block to Rear Wiper
18	P30002	2	Louver, Heat	49	P28578	1	Wire, Jumper - Battery to Fuse Block
19	P10600	2	Clamp, Hose	50	P28579	1	Wire, Jumper - Fuse Block to Dome light
20	P29588	1	Flex Hose, Defroster (9 Foot)				
21	P28214	1	Fastener Screw				
22	P29945	1	Retainer Washer				
23	P30047	1	Cover, Fuse Panel				
24	P28216	1	Fastener Clip				
25	P92131	2	Screw, Self-Tapping, #8 x 1/2"				
26	P30048	1	Fuse Block				
27	P29930	1	Fuse, AGC 5 Amp				
28	P29931	2	Fuse, AGC 7.5 Amp				
29	P19203	1	Fuse, AGC 30 Amp				
30	P30009	1	Heater Control (Includes Items 30A, 30B, 30C)				
30A*	P29688	1	Toggle Switch, On-Off				
30B*	P29689	1	Switch, Blower Speed				
30C*	P29690	3	Knob, Control				
31	P91604	1	Switch, Wiper and Washer				
32	❶P29307	1	Wiper Blade, 22" (Grey)				
	❶P32561	-	Wiper Blade, 22" (Black)				
33	❶P25366	1	Wiper Arm (Grey)				
	❶P32557	-	Wiper Arm (Black)				
				NOTES:			
				❶ Grey and Black colored Wiper Blades and Arms are Not Interchangeable.			
				* Not Illustrated.			
				844B OPTION			
				CAB HEATER, WIPER & DEFROSTER ASSEMBLY			

10.9

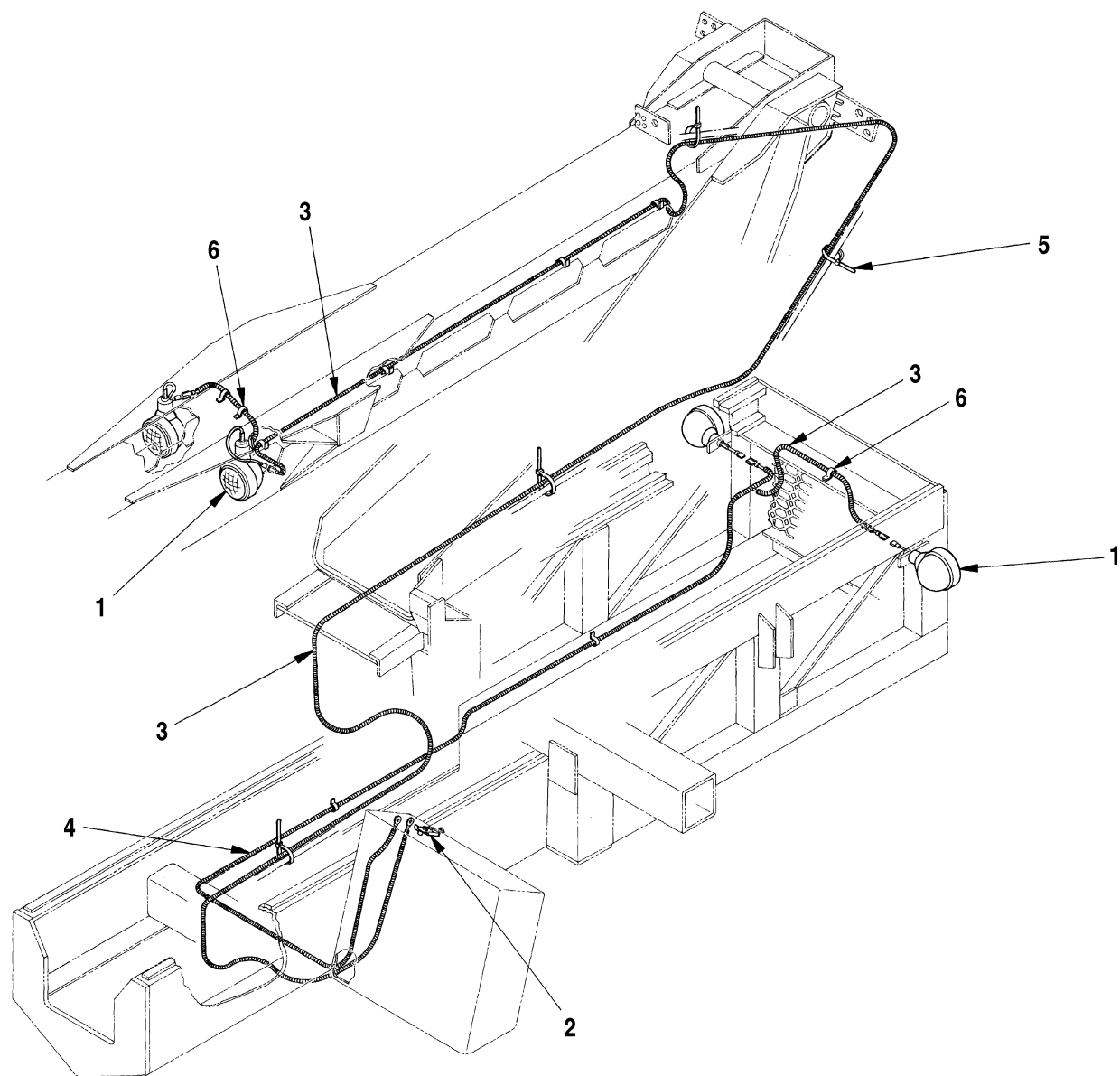
6/98



PART				PART			
ITEM	NUMBER	QTY.	DESCRIPTION	ITEM	NUMBER	QTY.	DESCRIPTION
1	36993X	1	Heater Assembly (Includes Items 2–8)				
2	36995X	2	Blower Wheel				
3	36998X	1	Plenum				
4	36994X	1	Motor, 12V				
5	36996X	1	Heater Coil				
6	36999X	1	Blower				
7	36997X	1	Filter				
8	N.S.S.	1	Housing				



PART				PART			
ITEM	NUMBER	QTY.	DESCRIPTION	ITEM	NUMBER	QTY.	DESCRIPTION
1	P20280	2	Headlight				
2	P19260	2	Light, Rear Indicator				
3	P19189	2	Light, Front Indicator				
4	P19191	1	Indicator, Turn Signal				
5	P19190	1	Flasher, 3-Prong				
6	P19193	1	Switch, Brake Pressure				
7	P19192	1	Switch, Light On-Off				
8	16593A	2	Mounting Plate, Light				
9	P19841	1	Sign, Slow Moving				
10	P19104	1	Fuse, SFE 20 amp				
11	P19740	1	Harness, Light				
12	P19741	1	Harness, Turn Signal				
13	16594A	1	Mounting Plate, Turn Signal				
14	P02135	2	Capscrew, Rd. Hd., 1/4"-20 x 1 1/2"				
15	P01308	2	Lockwasher, 1/4"				
16	P01506	2	Nut, Hx., 1/4"-20				
17	P19038	15	Wire Terminal Body, Male				
18	P19869	15	Wire Terminal Body, Female				



[illegible]

TABLE OF CONTENTS

Section 11 — Fork Carriages

Standard (Non-Tilt) Fork Carriage Assembly11.1

Framers (Non-Tilt) Fork Carriage Assembly11.2

Standard Tilting Fork Carriage Assembly11.3

Framers Tilting Fork Carriage Assembly11.4

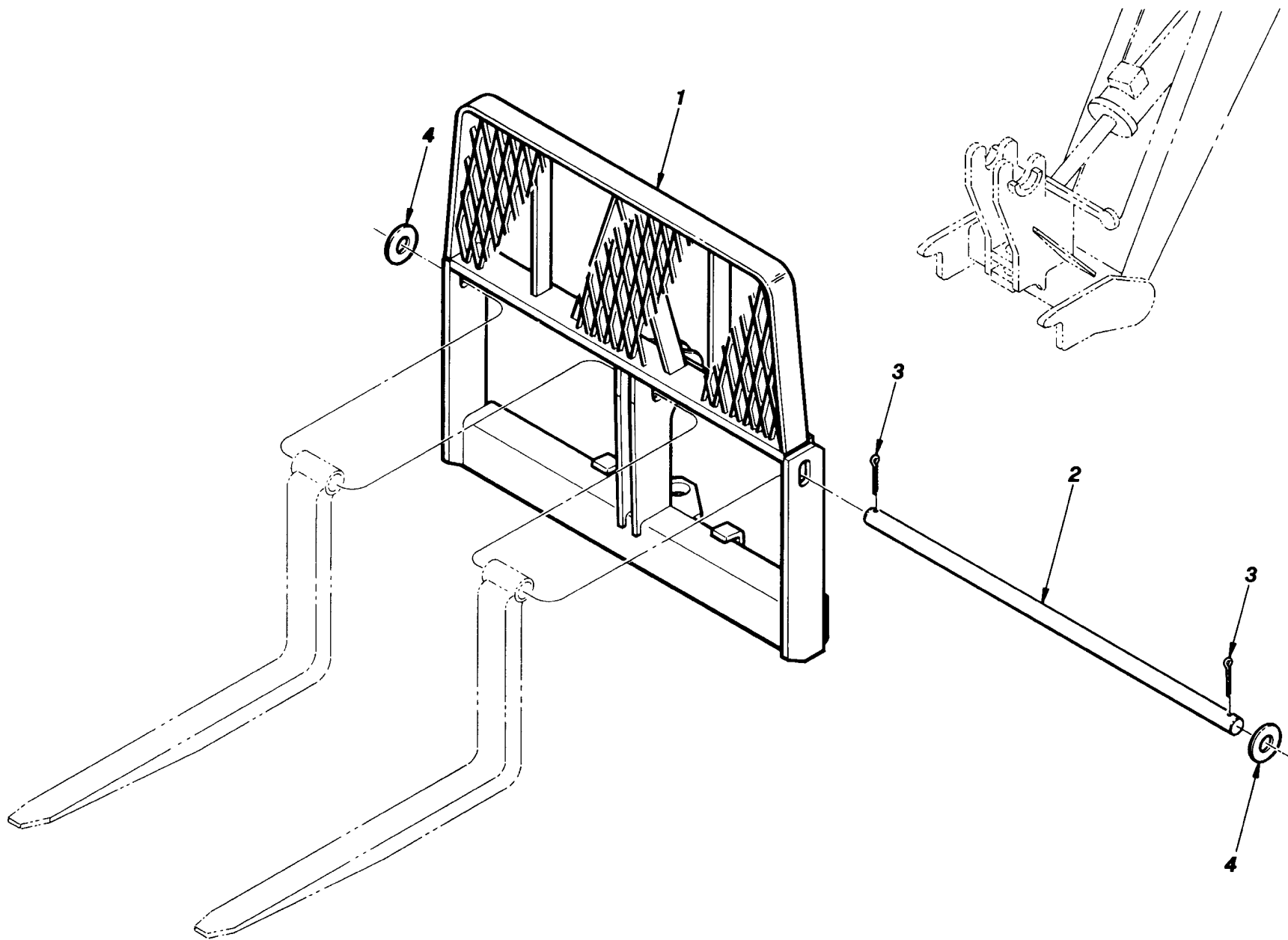
Tilt Carriage Cylinder Assembly11.5

Tower Assembly11.6

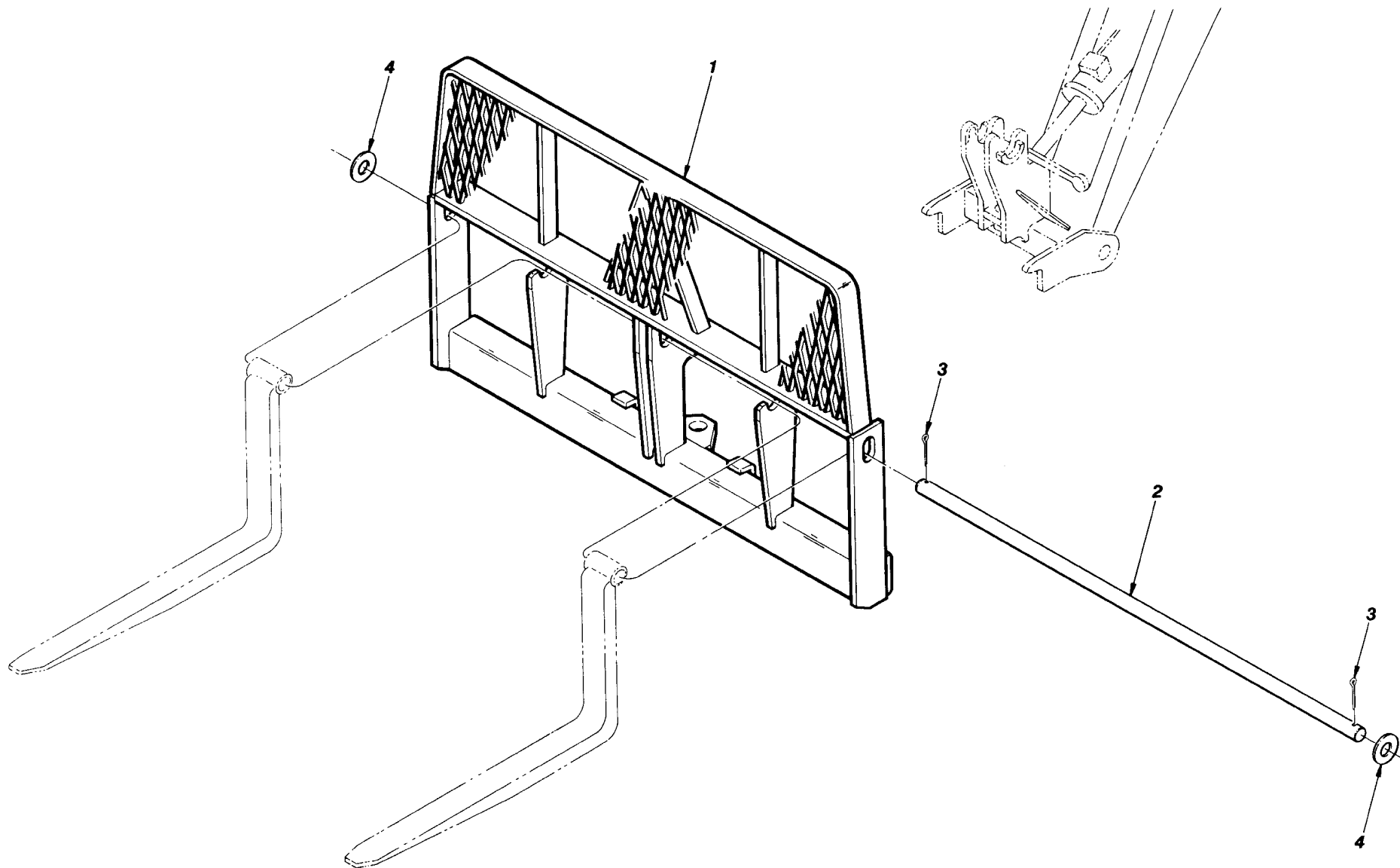
Tower Cylinder Assembly11.7

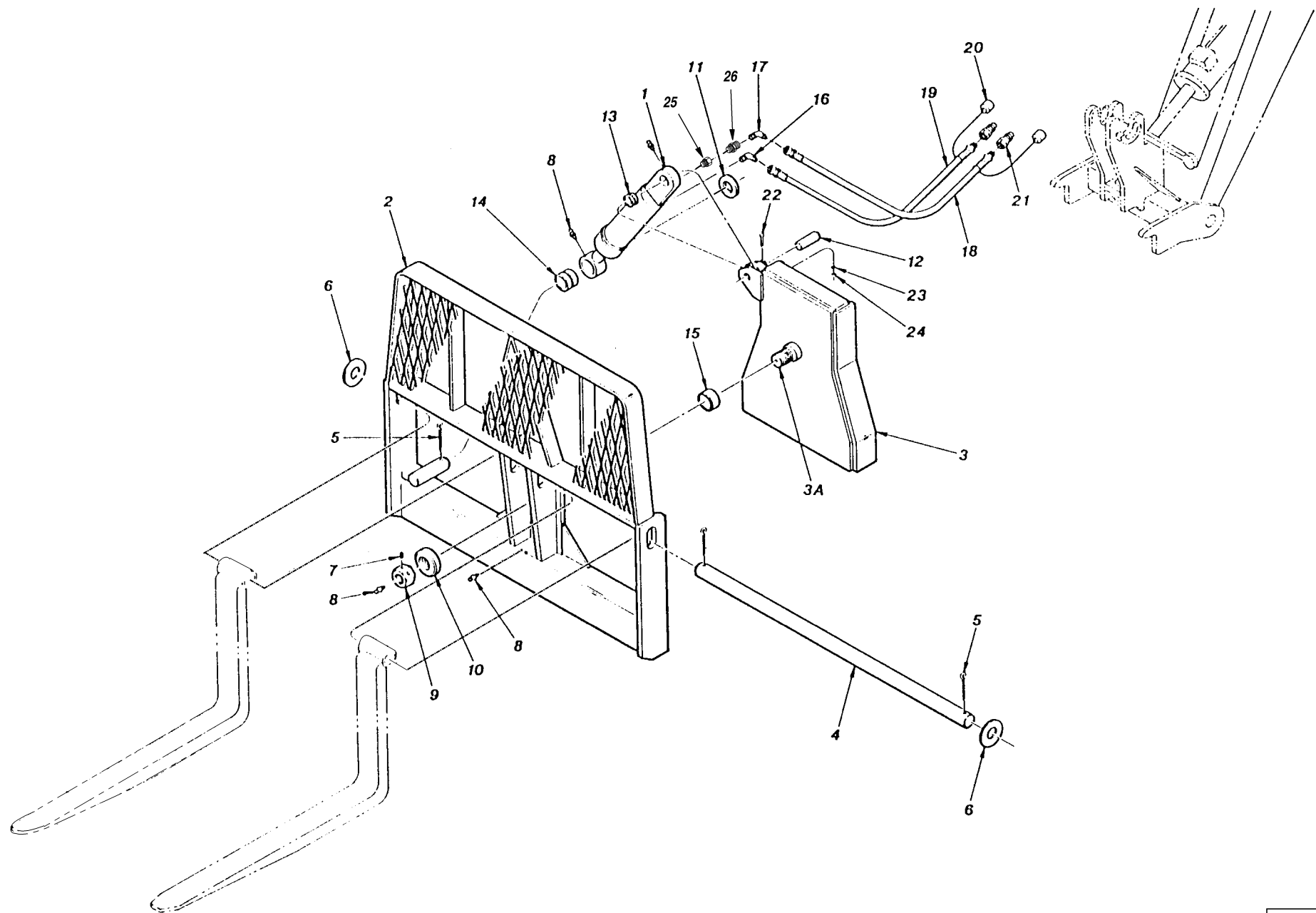
Standard (Non-Tilt) Tower Carriage Assembly11.8

Standard Tilting Tower Carriage Assembly11.9

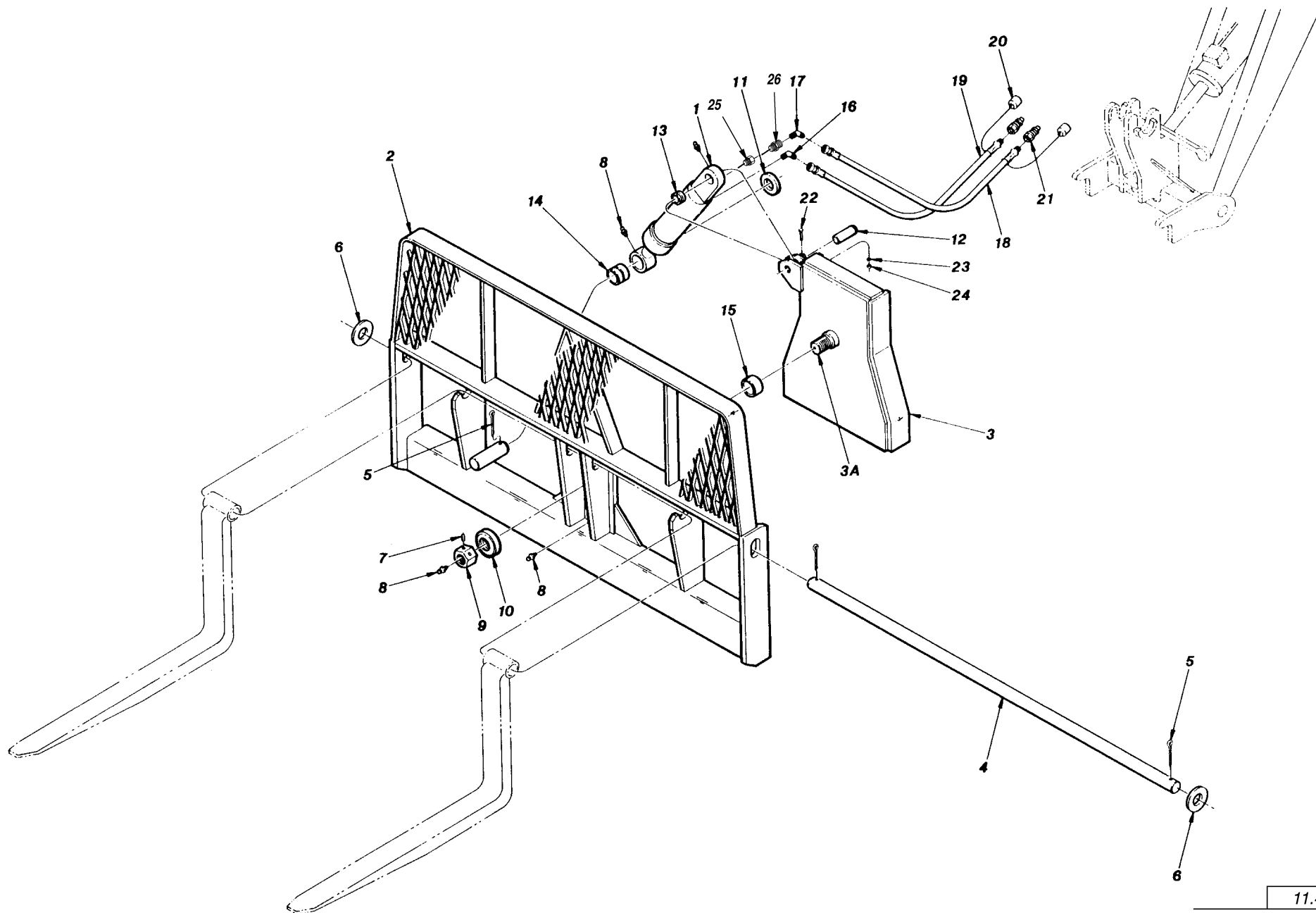


ITEM	PART NUMBER	QTY.	DESCRIPTION	ITEM	PART NUMBER	QTY.	DESCRIPTION
REF	30160	-	Standard (Non-Tilt) Fork Carriage Assembly (Includes Items 1–4)				
1	30373D	1	Fork Carriage, Standard (Non-Tilt)				
2	15559A	1	Shaft, Fork				
3	P03906	2	Cotter Pin, 3/8" x 3"				
4	P19926	2	Washer, Fork Shaft				
REF	P19256	-	Pallet Fork, 42" x 4" x 2 1/4"				
REF	P19390	-	Pallet Fork, 48" x 4" x 2 1/4"				
REF	P25519	-	Pallet Fork, 60" x 4" x 2 1/4"				
REF	26085C	-	Cubing Fork, 40 1/2" x 2" x 2"				
REF	P20360	-	Cubing Fork, 48" x 2" x 2"				
REF	17103C	-	Lumber Fork, 48" x 6" x 1 3/4"				
REF	23610C	-	Lumber Fork, 60" x 6" 1 3/4"				

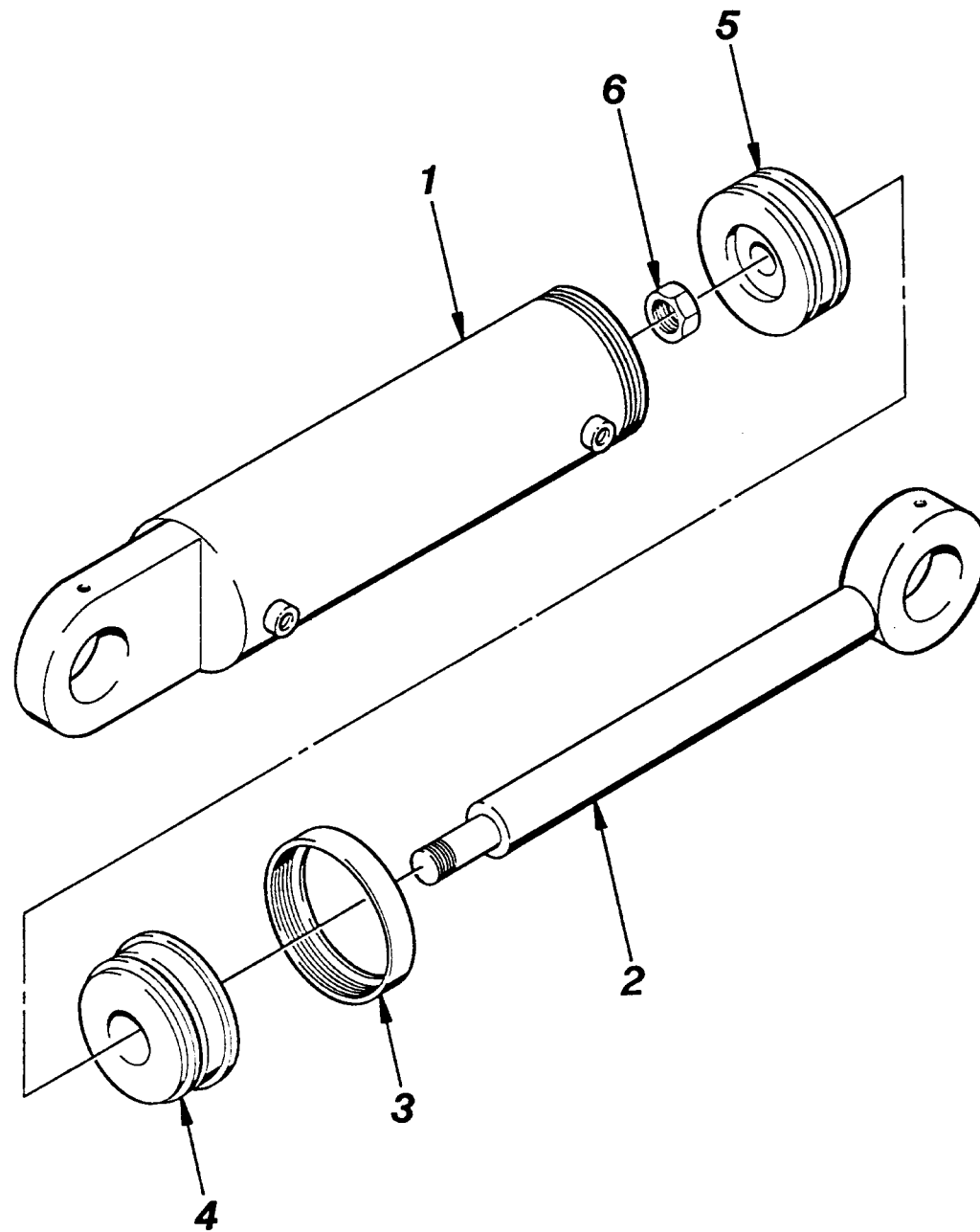




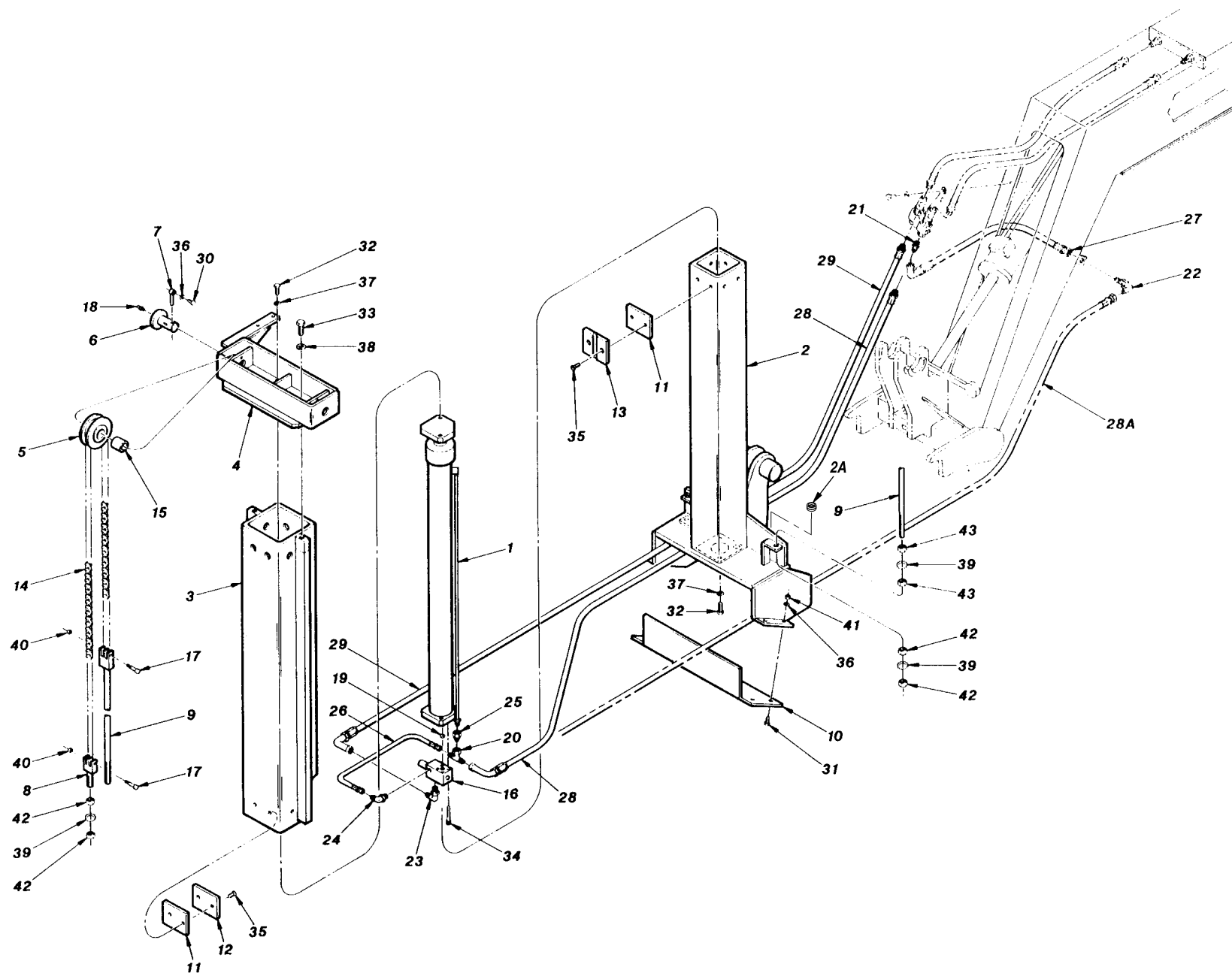
ITEM	PART NUMBER	QTY.	DESCRIPTION	ITEM	PART NUMBER	QTY.	DESCRIPTION
REF	30162	-	Standard Tilting Fork Carriage Assembly	REF	P19256	-	Pallet Fork, 42" x 4" x 2 1/4"
1	P20139	1	Cylinder, Tilting Carriage (See Page 11.5 for Breakdown)	REF	P19390	-	Pallet Fork, 48" x 4" x 2 1/4"
2	❶16322D	1	Fork Carriage, Standard Tilting (Factory)	REF	P25519	-	Pallet Fork, 60" x 4" x 2 1/4"
	❶35778B	1	Fork Carriage, Standard Tilting (Out-sourced)	REF	26085C	-	Cubing Fork, 40 1/2" x 2" x 2"
3	❶26437D	1	Inner Carriage (Factory)	REF	P20360	-	Cubing Fork, 48" x 2" x 2"
	❶35777B	1	Inner Carriage (Out-sourced)	REF	17103C	-	Lumber Fork, 48" x 6" x 1 3/4"
3A	30394D	REF	Pivot Shaft, Field Repair (Factory Carriage)	REF	23610C	-	Lumber Fork, 60" x 6" x 1 3/4"
4	15559A	1	Fork Shaft				
5	P03906	3	Cotter Pin, 3/8" x 3"				
6	P19926	2	Washer, Fork Shaft				
7	P02615	2	Setscrew, Cup Pt., 3/8"-16 x 5/8"				
8	P16611	5	Grease Fitting				
9	16224A	1	Nut, Pivot Shaft				
10	16223A	1	Thrust Washer				
11	16226A	1	Washer, Special				
12	16229A	1	Pin, Tilt Cylinder				
13	16227A	1	Bushing, Cylinder - Base End				
14	16228A	1	Bushing, Cylinder - Rod End				
15	P20890	1	Bushing, Pivot Shaft				
16	P18943	1	45° Elbow, JIC-Pipe				
17	❷31944A	1	45° Elbow, Special (w /.043" Orifice)				
	P21175	1	45° Elbow, Swivel				
18	❷P27444	1	Hydraulic Hose .38" x 28"				
	P29256	1	Hydraulic Hose .38" x 60"				
19	❷P27445	1	Hydraulic Hose .38" x 30"				
	P29256	1	Hydraulic Hose .38" x 60"				
20	❷P10325	2	Dust Cap				
21	❷P10324	2	Quick Couple, Male				
22	P00108	1	Bolt, Hx., 5/16"-18 x 2"				
23	P01309	1	Lockwasher, 5/16"				
24	P01507	1	Nut, Hx., 5/16"-18				
25	38114A	1	Orifice (.086")				
26	35420A	1	Connector, Modified				
				NOTES:			
				❶ Consult Factory for Replacement.			
				❷ Used Early Production.			
							11.3
				844B OPTION			6/98
				STANDARD TILTING FORK CARRIAGE ASSEMBLY			



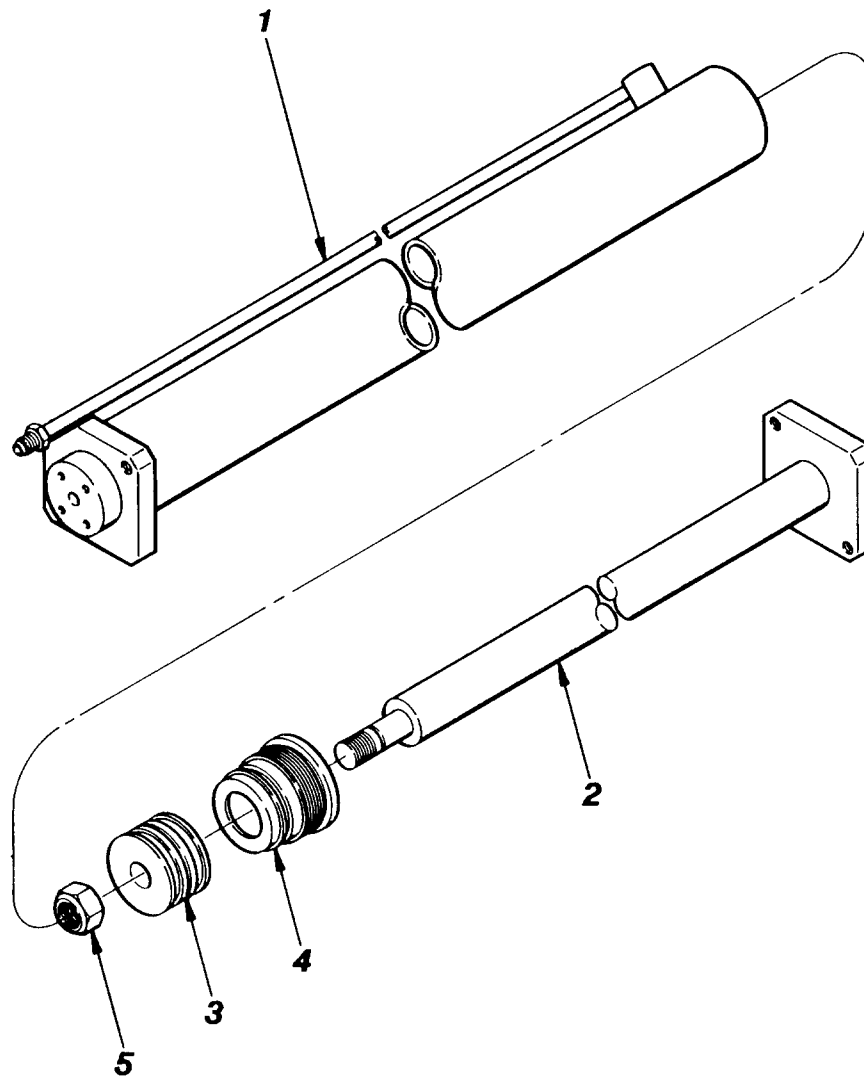
ITEM	PART NUMBER	QTY.	DESCRIPTION	ITEM	PART NUMBER	QTY.	DESCRIPTION
REF	30163	-	Framers Tilting Fork Carriage Assembly	REF	P19256	-	Pallet Fork, 42" x 4" x 2 1/4"
1	P20139	1	Cylinder, Tilting Carriage (See Page 11.5 for Breakdown)	REF	P19390	-	Pallet Fork, 48" x 4" x 2 1/4"
2	❶16322D	1	Fork Carriage, Framers Tilting (Factory)	REF	P25519	-	Pallet Fork, 60" x 4" x 2 1/4"
	❶35778B	1	Fork Carriage, Framers Tilting (Out-sourced)	REF	26085C	-	Cubing Fork, 40 1/2" x 2" x 2"
3	❶26437D	1	Inner Carriage (Factory)	REF	P20360	-	Cubing Fork, 48" x 2" x 2"
	❶35777B	1	Inner Carriage (Out-sourced)	REF	17103C	-	Lumber Fork, 48" x 6" x 1 3/4"
3A	30394D	REF	Pivot Shaft, Field Repair (Factory Carriage)	REF	23610C	-	Lumber Fork, 60" x 6" x 1 3/4"
4	16207A	1	Fork Shaft				
5	P03906	3	Cotter Pin, 3/8" x 3"				
6	P19926	2	Washer, Fork Shaft				
7	P02615	2	Setscrew, Cup Pt., 3/8"-16 x 5/8"				
8	P16611	5	Grease Fitting				
9	16224A	1	Nut, Pivot Shaft				
10	16223A	1	Thrust Washer				
11	16226A	1	Washer, Special				
12	16229A	1	Pin, Tilt Cylinder				
13	16227A	1	Bushing, Cylinder - Base End				
14	16228A	1	Bushing, Cylinder - Rod End				
15	P20890	1	Bushing, Pivot Shaft				
16	❷31944A	1	45° Elbow, Special (w /.043" Orifice)				
17	P21175	1	45° Elbow, Swivel				
	❷P27444	1	Hydraulic Hose .38" x 28"				
18	P29256	1	Hydraulic Hose .38" x 60"				
	❷P27445	1	Hydraulic Hose .38" x 30"				
19	P29256	1	Hydraulic Hose .38" x 60"				
20	❷P10325	2	Dust Cap				
21	❷P10324	2	Quick Couple, Male				
22	P00108	1	Bolt, Hx., 5/16"-18 x 2"				
23	P01309	1	Lockwasher, 5/16"				
24	P01507	1	Nut, Hx., 5/16"-18				
25	38114A	1	Orifice (.086")				
26	35420A	1	Connector, Modified				
				NOTES:			
				❶ Consult Factory for Replacement.			
				❷ Used Early Production.			
							11.4
				844B OPTION			
				6/98			
				FRAMERS TILTING CARRIAGE ASSEMBLY			

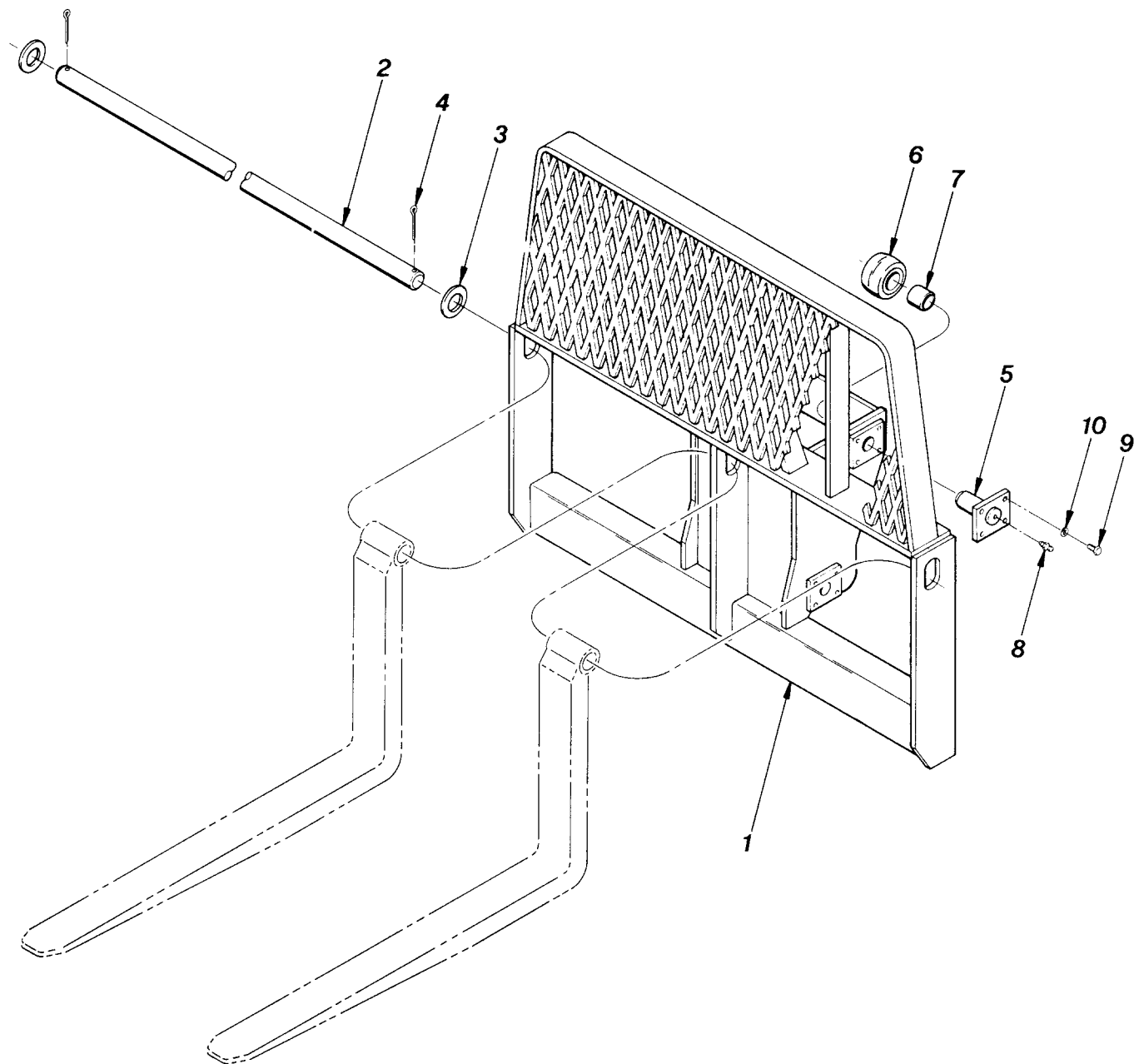


ITEM	PART NUMBER	QTY.	DESCRIPTION
REF	P20139	-	Tilting Fork Carriage Cylinder Assembly
1	P25293	1	Barrel Weldment
2	P25297	1	Rod Weldment
3	P23778	1	Rod Bearing Retainer
4	P23788	1	Rod Bearing
5	P19224	1	Piston
6	P19217	1	Locknut
REF	P20119	1	Seal Kit
			11.5
844B OPTION			
BOOM EXTENSION CYLINDER ASSEMBLY			

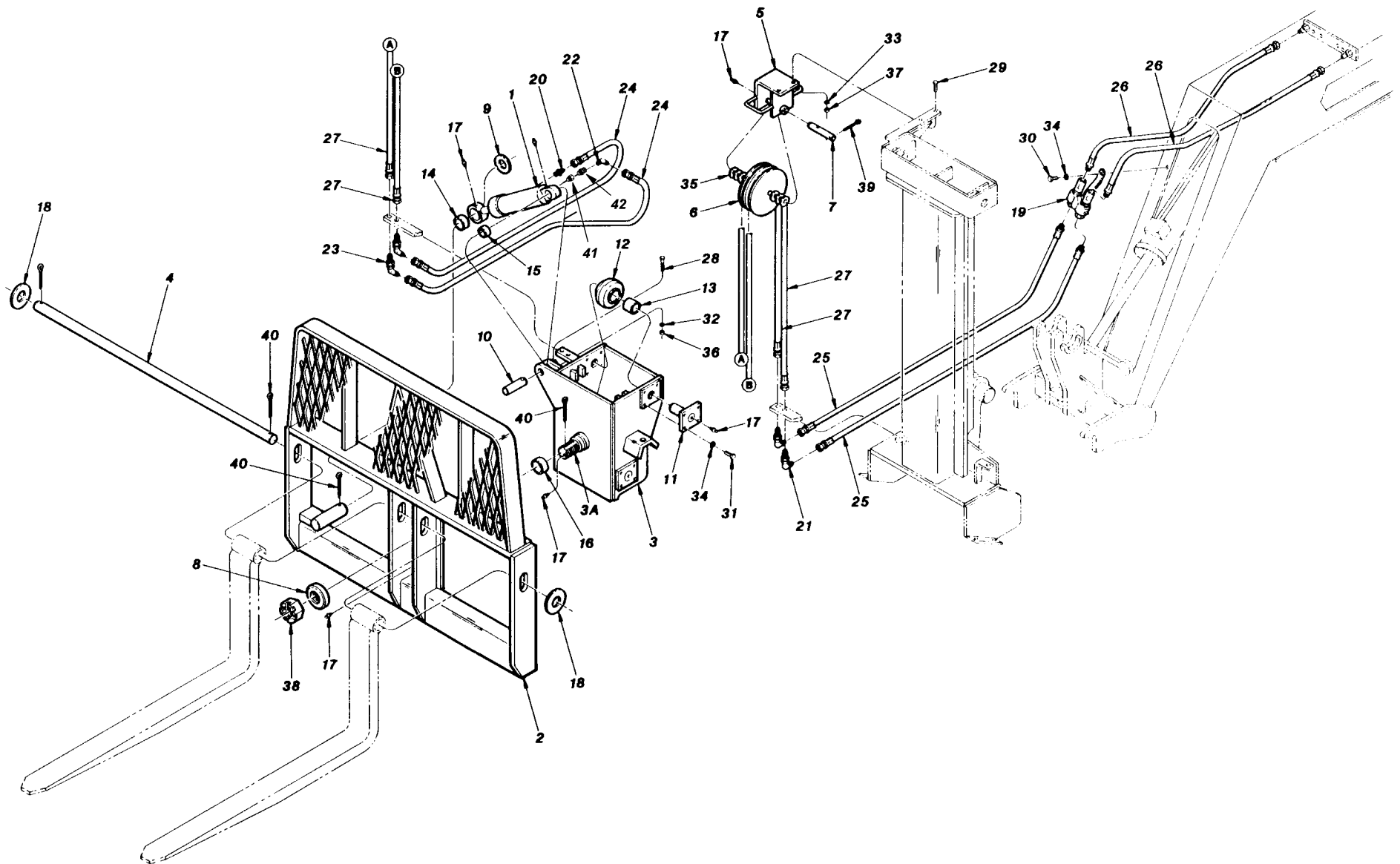


ITEM	PART NUMBER	QTY.	DESCRIPTION	ITEM	PART NUMBER	QTY.	DESCRIPTION
1	P29730	1	Cylinder, Tower (See Page 11.7 for Breakdown)	38	P01314	2	Lockwasher, 5/8"
2	30420D	1	Upright Frame	39	P01363	6	Starwasher, 5/8"
2A	P25960	1	Bushing, Quick Attach Pin	40	P01506	4	Nut, Hx., 1/4"-20
3	30430C	1	Outer Tube	41	P01508	4	Nut, Hx., 3/8"-16
4	26137C	1	Pulley Housing	42	P01535	8	Nut, Hx., 5/8"-18
5	14979B	2	Chain Pulley	43	P01385	4	Jam Nut, Hx., 5/8"-18
6	26143B	2	Pin, Chain Pulley	REF	P29355	1	Decal, Tower Load Chart
7	26161A	2	Lock Pin				
8	15055B	2	Chain Anchor, Short				
9	26141B	2	Chain Anchor, Long				
10	30434B	1	Cover Plate				
11	26152A	A/R	Shim, Slide Pad				
12	26151B	7	Slide Pad				
13	26218B	1	Slide Pad, Grooved				
14	N11583	2	Chain				
15	P20365	2	Bushing, Chain Pulley				
16	P26324	1	Counterbalance Valve				
REF	P29947	1	Cartridge, Counterbalance Valve				
17	P27971	4	Shoulder Bolt, Self-Locking, 5/16" Dia. x 1"				
18	P16611	2	Grease Fitting				
19	31789A	1	Orifice Disc				
20	P19845	1	Tee, Swivel				
21	❶P19875	1	Connector, JIC-Pipe				
22	❶P18931	1	90° Elbow, Bulkhead				
23	P19724	1	90° Elbow, O-Ring				
24	P21919	1	90° Elbow, O-Ring				
25	P26605	1	Reducer, Swivel				
26	P21617	1	Hydraulic Hose .25" x 14"				
27	P18086	1	Hydraulic Hose .38" x 24"				
28	P29799	1	Hydraulic Hose .38" x 58"				
28A	❶P29761	1	Hydraulic Hose .38" x 54"				
29	❷P29798	1	Hydraulic Hose .38" x 56"				
30	P00203	2	Bolt, Hx., 3/8"-16 x 7/8"				
31	P00204	4	Bolt, Hx., 3/8"-16 x 1"				
32	P00403	4	Bolt, Hx., 1/2"-13 x 1-1/4"				
33	P00604	2	Bolt, Hx., 5/8"-11 x 2"				
34	P01791	4	Capscrew, Socket Hd., 5/16"-18 x 2 1/4"				
35	P03115	16	Capscrew, Socket Flat Hd., 1/2"-13 x 1"				
36	P01310	6	Lockwasher, 3/8"				
37	P01312	4	Lockwasher, 1/2"				
				NOTES:			
				❶ Used Early Production Only.			
				❷ For Machines with Individual Quick Couplers, use P29761.			
				844B OPTION			6/98
				TOWER ASSEMBLY			





ITEM	PART NUMBER	QTY.	DESCRIPTION	ITEM	PART NUMBER	QTY.	DESCRIPTION
1	30440D	1	Carriage, Tower				
2	18134A	1	Fork Shaft				
3	P19926	2	Washer, Fork Shaft				
4	P03907	2	Cotter Pin, 3/8" x 3 1/2"				
5	26146B	4	Spindle				
6	26150B	4	Roller				
7	P19110	4	Bushing, Roller				
8	P16611	4	Grease Zerk				
9	P00403	16	Bolt, Hx., 1/2"-13 x 1"				
10	P01312	16	Lockwasher, 1/2"				
REF	P19255	-	Tower Pallet Fork, 42" x 4" x 2"				
REF	P19389	-	Tower Pallet Fork, 48" x 4" x 2"				



ITEM	PART NUMBER	QTY.	DESCRIPTION	ITEM	PART NUMBER	QTY.	DESCRIPTION
1	P20139	1	Cylinder, Carriage Tilt (See Page 11.5 for Breakdown)	39	P03840	1	Cotter Pin, 1/8" x 1 1/2"
2	30435D	1	Outer Carriage, Tower	40	P03907	4	Cotter Pin, 3/8" x 3 1/2"
3	26301D	1	Inner Carriage, Tower	41	38114A	1	Orifice (.086")
3A	30390D	REF	Pivot Shaft Field Repair	42	35420A	1	Connector, Modified
4	18134A	1	Fork Shaft	REF	P19255	-	Tower Pallet Fork, 42" x 4" x 2"
5	16114B	1	Housing, Hose Sheave	REF	P19389	-	Tower Pallet Fork, 48" x 4" x 2"
6	16115B	1	Hose Sheave				
7	16117A	1	Pin, Hose Sheave				
8	16223A	1	Thrust Washer				
9	16226A	1	Washer, Special				
10	30628A	1	Pin, Tilt Cylinder				
11	26146B	4	Spindle				
12	26150B	4	Roller				
13	P19110	4	Bushing, Roller				
14	P19106	1	Bushing, Cylinder - Lower				
15	P25199	1	Bushing, Cylinder - Upper				
16	P20890	1	Bushing, Pivot Pin				
17	P16611	10	Grease Fitting				
18	P19926	2	Washer, Fork Shaft				
19	P29348	1	Quick Coupler Kit				
20	P18938	1	Connector, JIC-Pipe				
21	P18931	2	90° Elbow, Bulkhead				
22	●31944A	1	45° Elbow, Special (w/.043" Orifice)				
	P21175	1	45° Elbow, Swivel				
23	P18947	2	45° Elbow, Bulkhead				
24	P25212	2	Hydraulic Hose .38" x 19"				
25	P29796	2	Hydraulic Hose .38" x 40"				
26	P29797	2	Hydraulic Hose .38" x 45"				
27	P25317	2	Hydraulic Hose .38" x 109"				
28	P00108	1	Bolt, Hx., 5/16"-18 x 2"				
29	P00204	2	Bolt, Hx., 3/8"-16 x 1"				
30	P00400	1	Bolt, Hx., 1/2"-13 x 3/4"				
31	P00403	16	Bolt, Hx., 1/2"-13 x 1"				
32	P01309	1	Lockwasher, 5/16"				
33	P01310	2	Lockwasher, 3/8"				
34	P01312	17	Lockwasher, 1/2"				
35	P01408	6	Flatwasher, 5/8"				
36	P01507	1	Nut, Hx., 5/16"-18				
37	P01508	2	Nut, Hx., 3/8"-16				
38	P01627	1	Slotted Nut, Hx., 1 3/4"-12				
				NOTES:			
				● Used Early Production.			
				844B OPTION			
				STANDARD TILTING TOWER CARRIAGE ASSEMBLY			
							11.9
							6/98

Part Number	Page(s)	Part Number	Page(s)	Part Number	Page(s)	Part Number	Page(s)	Part Number	Page(s)
N1140610.9	P00111	... 1.3, 1.3.1, 6.3, 8.2, 8.2.1	P00694 1.1.1	P013113.2, 3.2.1	P01507	1.3, 1.3.1, 1.5, 1.6.1, 1.10, 3.1.1, 3.2, 3.2.1, 4.2, 5.4, 6.1, 6.3, 8.1, 8.2, 8.2.1, 8.4, 9.2, 9.2.1, 10.4, 10.4.1, 10.9, 11.3, 11.4, 11.9
N11433 1.1.1, 1.2	P00112	. 5.1, 5.1.1, 5.1.2, 5.4	P00701 1.1	P01312	...1.2, 3.1, 3.1.1, 3.2, 3.2.1, 4.1, 4.2, 5.1, 5.1.1, 5.1.2, 6.1, 6.3, 7.1, 7.1.1, 8.2, 8.2.1, 9.2, 10.4, 10.4.1, 11.6, 11.8, 11.9	P01508	... 1.3, 1.3.1, 1.6, 1.7, 1.8, 1.8.1, 1.8.2, 1.9, 1.9.1, 3.1, 3.1.1, 3.2, 3.2.1, 5.4, 6.3, 6.5, 6.9, 6.12, 8.1, 8.2, 8.2.1, 8.4, 9.2, 9.2.1, 11.6, 11.9
N11437 1.1, 1.1.1, 1.2	P00114 6.1	P00706 4.1			P01509 3.2, 3.2.1
N1158311.6	P00200 9.2, 9.2.1, 9.3	P00708 4.2			P01510	. 1.10, 3.1, 3.1.1, 3.2, 3.2.1, 6.3, 7.1, 7.1.1
N11796 1.1	P00202 1.7, 3.3, 4.1, 5.1, 5.1.1, 5.1.2, 10.1	P00710 3.2, 3.2.1, 4.1	P01314	...1.1, 1.1.1, 1.8, 4.1, 4.2, 11.6	P01512 1.1, 1.1.1, 4.1
N12032 7.1	P00203 11.6	P00711 3.2, 3.2.1, 10.6	P01315	...1.1, 3.1, 3.1.1, 3.2, 3.2.1, 4.1, 4.2, 10.4, 10.6	P01513	... 3.2, 3.2.1, 4.1, 4.2, 10.4, 10.4.1, 10.6
N12056 5.4	P00204	... 1.6, 1.7, 3.1, 3.1.1, 6.1, 6.3, 8.2, 8.2.1, 8.4, 11.6, 11.9	P00731 10.4, 10.4.1			P01515 3.1, 3.1.1
N12067 3.2, 3.2.1	P00205	1.1, 1.1.1, 1.3, 1.3.1, 3.1, 3.1.1, 3.3, 3.3.1, 9.2	P00777 3.1, 3.1.1	P01317 3.1, 3.1.1	P01528 3.3, 9.1
N12068 3.2, 3.2.1			P00783 3.1.1	P01353 9.1	P01529 1.4, 1.5
N12099 6.1			P00788 3.1	P01357 3.1, 3.1.1	P01531 1.10, 8.4
N12177 9.1	P00206 1.9.1, 2.4	P00791 1.1, 1.2	P01358 1.8.2, 10.1	P01533 3.1, 3.1.1
N12180 9.1	P00207	1.9.1, 6.3, 6.12, 10.4, 10.4.1	P00939 3.1.1	P01359 1.9.1, 1.10, 8.4	P01535 1.1, 1.1.1, 11.6
N12246 10.7			P01201 5.1, 5.1.1, 5.1.2	P01361 1.10, 3.1, 3.1.1	P01536	... 1.1, 1.2, 3.1, 3.1.1
N12247 10.7	P00208 3.2, 3.2.1	P01306 1.4, 1.5, 3.3, 7.1, 7.1.1, 9.1, 9.2, 9.2.1, 9.3, 10.1	P01363	1.1, 1.1.1, 8.4.1, 11.6	P01557 10.1
N12248 10.7	P00212 3.1, 10.6	P01308	... 1.4, 1.5, 1.10, 3.1, 3.1.1, 3.2, 3.2.1, 5.1, 5.1.1, 5.1.2, 6.6, 6.7, 6.8, 6.10, 6.11, 7.1, 8.1, 8.2, 8.2.1, 9.2, 9.2.1, 9.3, 10.6, 10.8, 10.8.1, 10.11	P01364	...1.1, 1.2, 3.2, 3.2.1	P01558 1.9.1
N12249 10.7	P00214 3.1.1			P01385 11.6	P01560 3.2, 3.2.1, 4.1
N12331 6.1	P00215 3.1, 3.1.1	P01309	1.3, 1.3.1, 1.5, 1.6.1, 1.8.1, 1.9, 1.10, 3.1.1, 3.2, 3.2.1, 4.2, 5.1, 5.1.1, 5.1.2, 5.4, 6.1, 6.3, 8.1, 8.2, 8.2.1, 8.4, 8.4.1, 9.2, 9.2.1, 10.4, 10.4.1, 10.6, 10.9, 11.3, 11.4, 11.9	P01400 9.1, 10.8, 10.8.1	P01562 8.4.1
N12334 10.1	P00217 10.8, 10.8.1			P01402	...1.5, 3.1, 3.1.1, 3.2, 3.2.1, 9.2, 9.2.1, 9.3, 10.6	P01563 3.2, 3.2.1
P00001	...3.2, 3.2.1, 8.1, 9.2, 9.2.1, 9.3	P00229 8.3	P01310	... 1.1, 1.1.1, 1.2, 1.3, 1.3.1, 1.6, 1.7, 1.8, 1.8.1, 1.8.2, 1.9, 1.9.1, 3.1, 3.1.1, 3.2, 3.2.1, 3.3, 3.3.1, 4.1, 5.1, 5.1.1, 5.1.2, 5.4, 6.1, 6.3, 6.12, 8.1, 8.2, 8.2.1, 8.4, 8.5, 9.2, 9.2.1, 9.3, 10.1, 10.4, 10.4.1, 11.6, 11.9	P01403	1.8.1, 1.9, 3.1.1, 3.2, 3.2.1, 4.2, 5.1.1, 5.1.2, 8.1, 8.2, 8.2.1, 8.4, 9.2, 10.1, 10.9	P01583 3.1, 3.1.1
P00003	... 1.5, 3.1, 3.1.1, 9.2, 9.2.1, 9.3, 10.6	P00304 3.2, 3.2.1			P01404	1.3, 1.3.1, 1.8, 1.8.2, 1.9.1, 2.4, 8.4.1	P01585 1.1, 1.1.1, 1.8.2
P00005	... 1.4, 1.5, 3.1, 3.1.1, 8.2, 8.2.1, 9.2.1, 9.3	P00400	4.1, 5.1, 5.1.1, 5.1.2, 8.2, 8.2.1, 11.9			P01406 6.3	P01586 1.1
P00006 10.8, 10.8.1	P00402 4.1, 4.2, 6.3, 9.2			P01408 1.1, 1.8, 11.9	P01627 11.9
P00007 3.2, 3.2.1, 10.8, 10.8.1	P00403	... 3.2, 3.2.1, 4.1, 6.1, 6.3, 10.4, 10.4.1, 11.6, 11.8, 11.9			P01427 3.3, 3.3.1	P01635 1.1, 1.1.1, 1.2
P00008 3.1, 3.1.1					P01453 1.3, 1.3.1	P01637 2.2
P00009 8.1	P00404 6.3			P01502 9.1	P01653 3.3, 3.3.1
P00011 7.1	P00405 7.1, 7.1.1			P01504	...1.4, 1.5, 9.2, 9.2.1, 9.3, 10.1	P01654 10.9
P00016 10.3.1	P00484 3.1, 3.1.1			P01506	...1.4, 1.5, 1.10, 3.2, 3.2.1, 7.1, 8.1, 8.2, 8.2.1, 9.2, 9.2.1, 9.3, 10.3.1, 10.6, 10.8, 10.8.1, 10.11, 11.6	P01656 10.6, 10.8, 10.8.1
P00035 1.10	P00489 1.2					P01657 1.8.2, 5.1
P00061 10.9	P00600 4.2						
P00100 5.1.1, 5.1.2, 5.4	P00601 4.1						
P00101 5.1	P00602 1.8						
P00102	1.3, 1.3.1, 3.2, 3.2.1, 4.2, 5.1, 8.4.1, 10.6	P00604 1.1, 1.1.1, 11.6						
P00104 1.6.1, 1.8.1, 1.9, 1.10, 3.1.1, 4.2, 8.4	P00607 1.1, 1.1.1						
P00105 1.5, 8.4, 10.1	P00612 3.2						
P00108	1.8.2, 8.2, 11.3, 11.4, 11.9	P00615 4.1						
		P00689 1.1						

Part Number	Page(s)	Part Number	Page(s)	Part Number	Page(s)	Part Number	Page(s)	Part Number	Page(s)
P0165810.6, 10.8, 10.8.1	P04155 1.2	P108899.2	P1535510.1	P18181 1.1, 1.1.1
P017516.8	P04181 2.18	P109096.1	P153674.2	P18507 2.11
P017557.2	P04203 1.5, 1.9.1	P110923.3, 3.3.1	P154065.1, 5.1.1, 5.1.2	P18509 2.11
P01763	...6.6, 6.7, 6.10, 6.11	P04204 1.2	P113545.1	P164391.1, 1.1.1, 1.2	P18510 2.11
P017646.8	P04354 1.1.1, 1.2	P11688 1.1, 1.1.1, 1.2	P164411.1, 1.1.1, 1.2	P18511 2.11
P017667.2	P04608 2.18	P120092.14	P164431.1, 1.1.1, 1.2	P18516 2.11
P0179111.6	P04609 1.5, 1.9.1	P12182 1.1, 1.1.1, 1.2	P16611	...3.1, 3.1.1, 4.1, 4.2, 10.4, 10.4.1, 11.3, 11.4, 11.6, 11.8, 11.9	P18517 2.11
P020169.1	P04613 1.1.1, 1.2	P128212.14			P18518 2.13, 2.16
P020343.3, 3.3.1	P04630 6.2, 6.2.1	P129716.1	P1665810.12	P18524 2.11
P020549.2, 9.2.1, 9.3	P04632 1.9.1	P130093.3, 3.3.1	P166751.3, 1.3.1	P18526 2.11
P0205610.9	P04704 7.4	P136191.1.1	P168472.2	P18527 2.11
P020571.4, 10.8, 10.8.1	P04707 6.2	P13673 1.1, 1.1.1, 1.2	P171371.7	P18528 2.11
P020591.5	P04758 7.4	P137079.2, 9.2.1, 9.3	P17169	1.8, 1.8.1, 1.8.2, 1.9, 1.9.1	P18530 2.15
P020799.1	P04773 6.2.1	P137099.1			P18536 2.12, 2.15
P020823.3	P04833 7.4	P137749.2, 9.2.1, 9.3	P172601.1, 1.1.1, 1.2	P18537 2.15
P0212910.8, 10.8.1	P04838 7.4	P13780 2.1, 2.1.1, 2.3	P175372.1, 2.1.1	P18549 2.16
P0213510.11	P04840 7.4	P137832.3	P175531.5, 5.4, 8.4, 9.2, 9.2.1, 10.4, 10.4.1	P18561 2.16
P025875.2	P04844 7.4	P13784 2.1, 2.1.1			P18565 2.5
P026115.3, 5.7, 6.4	P048662.26	P137862.2	P175549.2, 9.2.1	P18567 2.5
P026124.1	P1011010.9	P13818 2.1, 2.1.1	P175913.3	P18568 2.5
P026144.2	P1012010.9	P13833 2.1, 2.1.1	P175931.3	P18570 2.5
P0261511.3, 11.4	P10133 1.1	P13835 2.1, 2.1.1, 2.2	P175958.4	P18571 2.5
P027554.1	P1018610.9	P138392.2	P175968.4	P18572 2.14, 2.17
P0307410.6	P1019110.9	P138402.2	P176726.1	P18573 2.5, 2.14, 2.17
P030894.2	P10193 8.4	P138422.2	P176783.3	P18575 2.11
P03114	.4.1, 5.1, 5.1.1, 5.1.2	P102239.2	P138672.3	P177423.2, 3.2.1	P18580 2.5
P0311511.6	P102326.1	P138692.3	P177856.1	P18584 2.14
P031797.1, 7.1.1	P10324 11.3, 11.4	P138722.3	P177921.3.1	P18587 2.14
P031923.3.1	P10325 11.3, 11.4	P138882.3	P177981.3	P18588 2.14
P03194	3.2, 3.2.1, 5.1, 5.1.1, 5.1.2	P10326 5.1	P13894	... 1.1, 1.1.1, 1.2, 2.3	P178021.3, 6.1	P18590 2.14
		P10383 4.1	P13901K2.3	P178051.3, 5.4, 6.1	P18591 2.14
P03196	.3.2, 3.2.1, 7.1, 7.1.1	P10508 1.4, 1.5	P139032.3	P178081.3, 1.3.1	P18592 2.14
P031983.3, 3.3.1	P10509 1.4, 1.5	P139062.3	P178095.1, 5.4	P18593 2.14
P0365110.6	P105141.10	P13915 2.1, 2.1.1, 2.2	P178101.3.1, 6.1	P18594 2.14
P038231.4, 1.5, 9.2	P10553 1.6, 1.6.1, 1.7	P139502.1.1	P179899.1, 10.9, 10.12	P18595 2.14
P03838	.1.1, 1.1.1, 1.2, 1.10, 3.3, 8.4	P1060010.9	P140436.1	P180858.1	P18596 2.14
		P10601 1.1, 1.1.1, 1.2	P14047 1.1, 1.1.1, 1.2	P1808611.6	P18597 2.14
P038408.4.1, 11.9	P10690 1.1, 1.1.1, 1.2	P151235.4	P181229.2	P18598 2.14
P03906	11.1, 11.2, 11.3, 11.4	P10730 1.1	P152724.2	P181413.3, 3.3.1	P18599 2.14
P0390711.8, 11.9	P10736 6.2, 6.2.1	P153318.4.1	P181801.1, 1.1.1	P18600 2.14
P041142.26	P10818 6.1	P153358.4.1			P18602 2.14

Part Number	Page(s)	Part Number	Page(s)	Part Number	Page(s)	Part Number	Page(s)	Part Number	Page(s)
P186082.8, 2.9, 2.10	P18935	... 5.4, 6.1, 7.1, 7.1.1, 8.1, 8.2, 8.2.1, 10.3.1, 10.4, 10.4.1	P19192 10.11, 10.12	P197582.11	P20396 1.1
P186092.8, 2.9, 2.10			P19193 10.11	P197592.11	P20423 2.6
P186112.8, 2.9, 2.10	P18936	... 6.1, 6.3, 7.1, 7.1.1, 8.1, 8.2, 8.2.1, 10.4.1	P19203 9.1, 10.9	P197602.11	P20424 2.6
P186142.9, 2.10			P19207 10.5	P197656.1	P20427 2.17
P186182.8, 2.9, 2.10	P18938 11.9	P19217 10.5, 11.5	P198157.1.1, 8.1	P20428 2.17
P186202.9, 2.10	P18942 8.1, 8.2, 8.2.1	P19224 11.5	P198222.13	P20459 3.2, 3.2.1
P186562.13	P18943 11.3	P19248	6.1, 7.1.1, 8.1, 10.3.1	P198232.13	P20465 5.4, 8.1
P186582.13	P18944 8.1, 10.4, 10.4.1	P19255 11.8, 11.9	P198252.13	P20466 5.1.2, 5.4, 8.2, 8.2.1
P186592.13	P18945 8.2	P19256	11.1, 11.2, 11.3, 11.4	P198262.14	P20467 5.4, 8.1, 10.3, 10.3.1
P186602.13	P18947 8.4.1, 11.9	P19260 10.11	P198272.14	P20484 4.1, 4.2
P186612.13	P18949 5.1, 5.1.1, 5.4	P19261 1.6	P198349.2	P20578 2.8
P186642.13	P18950 5.4	P19264 1.4	P198359.2	P20591 2.9, 2.10
P186652.13	P18954 5.4	P19265 1.6	P1984110.11	P20592 2.8, 2.9, 2.10
P186662.13	P18956	... 6.3, 8.1, 8.2, 8.2.1, 10.3	P19266 1.6	P1984511.6	P20599 2.8, 2.9, 2.10
P186682.13			P19267 1.6, 1.6.1	P1986910.11	P20605 2.8, 2.9, 2.10
P186692.13	P18960	. 6.1, 6.12, 7.1.1, 8.1, 10.3.1	P19276 1.8.1, 1.9	P1987511.6	P20612 2.9, 2.10
P186712.13			P19280 1.8.1, 1.9	P198786.1	P20625 2.8, 2.9, 2.10
P186722.13	P18964 5.4	P19284 9.1	P198897.1.1	P20642 2.8
P186732.13, 9.2	P18991 10.1	P19292 6.1	P1992611.1, 11.2, 11.3, 11.4, 11.8, 11.9	P20656 2.7
P186742.13	P18992 10.1	P19293 8.1			P20658 2.7
P186752.13	P18995 8.1	P19300 2.1, 2.1.1	P200691.4, 1.5	P20659 2.7
P186762.13	P18997 7.1.1	P19308 2.1.1	P200721.4	P20667 2.7
P186772.5, 2.13	P19038 10.11	P19336 2.3	P200796.1	P20668 2.7
P186802.6	P19043 1.1, 1.1.1, 1.2	P19389 11.8, 11.9	P2011911.5	P20670 2.9, 2.10
P186852.17	P19055 6.1	P19390	11.1, 11.2, 11.3, 11.4	P20139	11.3, 11.4, 11.5, 11.9	P20678 2.10
P187032.14	P19064 5.1	P19412	7.1.1, 8.1, 8.2, 8.2.1, 8.4.1	P201524.1	P20682 2.10
P18723 1.3	P19066 8.2			P201958.2.1	P20683 2.10
P187373.3, 3.3.1	P19078 10.4, 10.4.1	P19414 8.1, 8.4.1	P2028010.11, 10.12	P20685 2.7
P18749 1.1, 1.1.1, 1.2	P19085 3.2, 3.2.1, 10.2	P19415 6.1, 8.2, 8.2.1, 8.4.1	P203016.7, 6.8, 6.10	P20686 2.7
P188314.2	P19102 9.2	P19429 3.3.1	P203036.8	P20688 2.7
P188384.1	P19104 10.11	P19438 2.15	P203046.8	P20690 2.7
P188686.12	P19105 2.13, 9.2	P19444 2.11	P203116.9	P20705 2.7
P188747.1, 8.2.1	P19106 3.1, 3.1.1, 11.9	P19472 9.2, 9.2.1, 9.3	P203136.9	P20709 2.7
P188766.1	P19110 11.8, 11.9	P19476 1.6	P203365.4	P20710 2.7
P189078.2.1	P19128 3.3	P19477 3.1, 3.1.1	P203421.6	P20722 2.7
P189216.1	P19132 1.3	P19724 8.4.1, 11.6	P203591.3	P20728 2.7
P189305.4, 10.3, 10.3.1	P19133 1.1, 1.3	P19729 1.6	P20360	11.1, 11.2, 11.3, 11.4	P20752 2.6
P189318.1, 8.4.1, 10.4, 10.4.1, 11.6, 11.9	P19189 10.11	P19739 10.3.1	P2036511.6	P20753 2.6
		P19190 10.11	P19740 10.11	P203688.4.1	P20758 2.6
		P19191 10.11	P19741 10.11	P203748.4.1	P20767 2.6
				P19753 7.1.1	P203951.1	P20813 2.6

Part Number	Page(s)	Part Number	Page(s)	Part Number	Page(s)	Part Number	Page(s)	Part Number	Page(s)
P208333.3, 8.4, 8.4.1	P21785 1.1	P23901	.5.1, 5.1.1, 5.1.2, 6.1	P245722.5	P24985 3.3
P2084010.5	P21787 9.2, 9.2.1	P2426810.6	P245922.6, 2.14	P24991 2.3, 8.2, 8.2.1
P208526.3	P21813 2.1, 2.1.1	P242898.4	P245952.5	P25075 2.17
P208632.5	P21836 2.1, 2.1.1	P242981.1	P245962.5	P25111 2.3
P2089011.3, 11.4, 11.9	P21914 7.1, 7.1.1	P242991.1	P245992.13	P25131 2.1, 2.1.1
P208926.1	P2191911.6	P243028.4	P246012.17	P25132 2.1, 2.1.1
P209796.3	P21949 8.4.1	P24307 1.3, 1.3.1	P246022.17	P25133 2.1, 2.1.1
P211675.4	P21953 1.3	P243121.6	P246041.1	P25141 2.1, 2.1.1
P211735.4	P21984 6.1	P243479.1	P246098.1	P25142 2.1
P21175	.7.1, 11.3, 11.4, 11.9	P22635 1.1, 1.1.1	P243499.1	P246127.1, 7.1.1	P25143 2.1
P212197.1	P226361.1	P243785.6	P246145.4	P25144 2.1
P212361.1, 1.1.1, 1.2	P226472.15	P243895.2	P246568.1	P25145 2.1
P212601.4, 1.5	P226482.16	P244025.3, 5.7	P2467910.3.1	P25146 2.1
P213091.6	P22661 2.8, 2.9, 2.10	P244085.6	P2468110.3.1	P25148 2.2
P213101.6	P226772.14	P244375.5	P247221.1, 1.1.1	P25149 2.2
P213171.1, 1.1.1, 1.2	P227302.16	P244395.3, 5.7	P247733.2, 3.2.1	P25156 2.2
P213258.1	P227312.16	P244415.6	P248122.1, 2.1.1	P25158 2.2
P213683.1	P227412.9	P244502.8, 2.9, 2.10	P248142.1, 2.1.1	P25159 2.3
P214229.2	P227502.16	P244512.8, 2.9, 2.10	P248162.1, 2.1.1	P25160 2.2
P214236.1	P227562.16	P244522.10	P248172.1, 2.1.1	P25162 2.1, 2.1.1
P214311.6	P227602.16	P244572.7	P248252.1, 2.1.1	P25163 2.1, 2.1.1
P214331.6	P227622.16	P244582.7	P248272.1, 2.1.1	P25165 2.2
P214774.1	P227882.5	P244742.11	P248282.1, 2.1.1	P25167 2.2
P214826.1	P227892.16	P245092.16	P248292.1, 2.1.1	P2519911.9
P214851.6.1	P227922.5	P245222.13	P248302.1	P2521211.9
P214885.1	P227962.13	P245262.13	P248312.1, 2.1.1	P252396.12
P215701.1, 1.1.1, 1.2	P22799 2.13, 2.15	P245272.13	P248322.1, 2.1.1	P2529311.5
P2157810.3, 10.3.1, 10.4, 10.4.1	P228032.16	P245282.13	P248342.1, 2.1.1	P2529711.5
P215809.1	P23214 3.3, 3.3.1	P245302.13	P248362.1, 2.1.1	P2531711.9
P215855.4, 10.3, 10.3.1	P23215 9.2.1, 9.3	P245342.5	P248372.1, 2.1.1	P2535310.9
P215863.1, 3.1.1	P23216 3.3, 3.3.1	P245392.17	P248392.1, 2.1.1	P2535710.9
P2161711.6	P23217 9.2, 9.2.1, 9.3	P245402.5	P24842.1	P2535910.9
P216197.1.1	P23219 3.3, 3.3.1	P245422.5	P248402.1, 2.1.1	P25365 1.3, 1.3.1
P216321.3.1	P23220 3.3, 3.3.1	P245432.5	P248412.1, 2.1.1	P2536610.9
P216356.5, 6.9	P23221 3.3, 3.3.1	P245442.5	P248442.1.1	P25375 3.3
P216746.1	P23222 9.2, 9.2.1, 9.3	P245452.5	P248692.1, 2.1.1	P25386 1.1, 1.1.1
P217017.2	P2326610.9	P245632.11	P248935.7	P254022.17
P217206.1	P2377811.5	P245682.5	P249025.6	P254032.17
P217463.2	P2378811.5	P245692.6	P249105.3, 5.7	P254042.17
P217779.2, 9.2.1, 9.3	P23895 6.1	P245702.6	P249531.7	P254062.15
		P23896 6.1	P245712.5	P249816.2, 6.2.1	P25407 2.7

Part Number	Page(s)	Part Number	Page(s)	Part Number	Page(s)	Part Number	Page(s)	Part Number	Page(s)
P254082.16	P26042 6.2	P264839.2, 9.2.1	P268312.2	P26874 2.3
P254092.17	P26043 6.2	P26493 3.1, 3.1.1	P268322.4	P26876 2.8
P254102.17	P26047 1.1, 1.1.1, 1.2	P26544 1.3	P268332.4	P26877 2.12
P254132.16	P26048 1.1, 1.1.1, 1.2	P2660511.6	P268342.3	P26878 2.8, 2.9, 2.10
P254142.16	P26049 6.1	P26606 6.1	P268352.2	P26879 2.12
P254162.16	P26080 1.8	P26607 6.3, 6.12	P268362.2	P26881 2.12
P254172.16	P26099 8.2, 8.2.1	P26617 8.2, 8.2.1	P268372.4	P26882 2.8
P254182.16	P26155 2.3	P26693 5.2	P268382.3	P26883 2.12
P254232.17	P26156 2.3	P26720 2.3	P268392.3	P26884 2.9
P254242.17	P26157 2.1	P26755 3.3, 3.3.1	P268402.3	P26885 2.9
P254252.17	P26158 2.2	P26800 2.1, 2.1.1	P268412.3	P26886 2.8
P254262.17	P26159 2.2	P26801 2.2	P268422.3	P26887 2.8
P254272.17	P26160 2.1	P26802 2.2	P268432.2	P26888 2.9
P254302.16	P26164 2.2	P26803 2.4	P268442.2	P26889 2.10
P254312.16	P26166 2.3	P26804 2.2	P268452.3	P26890 2.8
P254332.16	P26167 2.3	P26805 2.4	P268462.2	P26891 2.9
P254342.16	P26168 2.3	P26806 2.4	P26848 2.1, 2.1.1	P26892 2.10
P254352.16	P26172 2.3	P26807 2.3	P268492.4	P27119 7.1
P254432.11	P26173 2.3	P26808 2.3	P26850 2.1, 2.1.1	P27135 7.1.1
P254442.11	P26174 2.4	P26809 2.1	P26851 2.1, 2.1.1	P27144 10.4, 10.4.1
P25455 8.1	P26175 2.2	P26810 2.1	P26852 2.1, 2.1.1	P27161 8.1
P25473 8.1	P26176 2.3	P26811 2.1, 2.1.1	P26853 2.1, 2.1.1	P27162 8.1
P25490 1.7	P26177 2.3	P26812 2.3	P26854 2.1, 2.1.1	P27166 8.1
P25491 1.7	P26178 2.3	P26813 2.3	P26855 2.1, 2.1.1	P27171 8.4.1
P25495 9.1	P26179 2.3	P26814 2.4	P26856 2.1, 2.1.1	P27172 8.1
P25519	11.1, 11.2, 11.3, 11.4	P26180 2.4, 9.2	P26815 2.4	P26857 2.1, 2.1.1	P27173 8.1
P256867.1, 7.1.1	P26190 2.2	P26816 2.3	P26858 2.1, 2.1.1	P27181 6.1
P256878.2.1	P26191 2.2	P26817 2.2	P26859 2.1, 2.1.1	P27187 7.1.1
P256916.8, 7.1.1	P26193 2.2	P26818 2.4	P2686 2.1.1	P27188 8.4.1
P2579910.4.1	P26206 1.6	P26819 2.4	P26860 2.1, 2.1.1	P2722611.7
P258208.2, 8.2.1, 10.4, 10.4.1	P26210 2.17	P26820 2.3	P26861 2.1, 2.1.1	P27265 6.4
P258678.2, 8.4.1	P26220 1.7	P26821 2.3	P26862 2.1, 2.1.1	P2727111.7
P25926 1.3	P26221 1.7	P26822 2.4	P26863 2.1, 2.1.1	P27277 5.6
P2596011.6	P26222 1.7	P26823 2.4	P26864 2.1, 2.1.1	P27278 5.2, 11.7
P26003 1.1	P26232 3.3	P26824 2.2	P26865 2.1, 2.1.1	P27279 5.3, 5.5, 5.7
P26004 1.1	P26302	. 1.8, 1.8.1, 1.8.2, 1.9	P26825 2.3	P26866 2.1, 2.1.1	P27280 6.4
P260201.10	P26312 1.3, 1.3.1	P26826 2.3	P26867 2.1, 2.1.1	P27283 5.1
P26026 6.1	P26323 3.3, 3.3.1, 9.2.1	P26827 2.3	P26868 2.1, 2.1.1	P27284 5.3, 5.7, 6.4
P26040 6.2	P2632411.6	P26828 2.3	P26869 2.1	P2729311.7
P26041 6.2	P26335 5.1	P26829 2.3	P26870 2.1, 2.1.1	P27296 6.4
		P26480 8.2, 8.2.1	P26830 2.3	P268732.3	P27307 9.1

Part Number	Page(s)	Part Number	Page(s)	Part Number	Page(s)	Part Number	Page(s)	Part Number	Page(s)
P273159.2, 9.2.1, 9.3	P277735.4, 5.5	P281907.1	P287056.3, 6.5	P291108.2
P273575.1, 5.1.1, 5.1.2	P277799.2	P2821410.9	P287066.3, 6.5	P291111.10
P273746.1, 6.3	P277859.2	P2821610.9	P287076.3, 6.5	P291123.3, 3.3.1
P273786.1, 8.2, 8.2.1	P277869.2	P282616.1	P287149.2	P291133.2
P273835.1, 5.1.1, 5.4	P278039.2	P283278.4.1	P2871810.3.1	P291193.2
P273895.1.2, 5.4	P27805 6.1, 6.3, 6.12, 8.2, 8.2.1	P283806.1	P287196.5, 6.8, 10.3	P291228.3
P273925.4			P283827.1, 8.2, 8.2.1	P2872010.4	P291236.5
P273945.1, 5.1.1, 5.1.2, 5.4	P278086.1, 6.2.1	P283838.4.1	P287219.2	P291291.10
P273976.1	P278096.1	P283866.1	P287253.2, 3.2.1, 10.6	P291368.2.1
P273998.1	P278106.2, 6.2.1	P283876.1	P2872610.6	P2913910.8, 10.8.1
P2744411.3, 11.4	P278151.4	P283916.1	P287273.2, 3.2.1, 10.6	P291402.2
P2744511.3, 11.4	P278203.3, 3.3.1	P284563.3	P287416.8	P291526.12
P274696.1	P278275.1.1, 5.1.2	P284578.4	P287515.1, 5.1.1	P291536.12
P275039.2.1	P278293.2, 3.2.1	P284703.3, 3.3.1	P287525.1, 5.1.1	P291547.1, 7.1.1
P275049.2, 9.2.1, 9.3	P278308.2, 8.2.1, 8.3	P284878.2, 8.2.1	P2876210.3, 10.3.1	P291557.1, 7.1.1
P275069.1	P278595.2	P284886.3, 6.5	P2876310.3, 10.3.1	P291567.1, 7.1.1
P275079.1	P278606.4	P284927.1, 7.1.1, 7.2	P287645.4	P291575.1, 5.1.1, 5.1.2
P275089.1	P278615.5	P284957.1, 7.4	P287655.4	P291585.4
P275099.2, 9.2.1	P278625.3	P284966.12	P287665.4	P291595.4
P275139.1, 9.2.1	P278815.2	P285275.1, 5.1.1, 5.1.2	P287675.4	P291607.1, 7.1.1
P275149.1	P278826.4	P2854910.6	P287685.4	P291615.4
P275526.4	P278835.5	P285509.1	P287695.4	P291626.3
P276009.1	P278845.6	P285539.1	P287705.4	P291635.4
P276016.5, 6.9	P278876.4	P285559.2	P287715.4	P291646.1
P2761010.1	P2788910.5	P285569.2	P287725.4	P291656.1, 8.2
P276141.10	P2789010.5	P285689.2, 9.2.1, 9.3	P287735.4	P291668.2
P276201.8, 1.8.1, 1.9	P2789210.5	P285699.2, 9.2.1, 9.3	P287745.4	P2916710.3.1
P276461.6.1, 1.7	P2789310.5	P285729.1	P287755.4	P291688.1
P276508.1	P279199.1	P2857310.9	P287766.1	P291698.1
P276538.1	P279357.4, 7.6	P2857410.9	P287775.4	P291706.12, 8.2, 8.2.1
P276556.1, 8.1	P279375.1	P2857510.9	P287843.3	P291718.2.1
P276638.1	P279386.5, 6.9	P2857610.9	P287903.1, 3.1.1	P291726.3
P276648.2, 8.2.1	P2797111.6	P2857710.9	P287965.1, 5.1.1, 5.1.2, 5.3	P291738.2, 8.2.1
P276678.1	P279793.3	P2857810.9	P288276.1	P291748.1
P276698.1	P279808.4.1, 8.5	P2857910.9	P289546.8, 7.4	P291757.1, 7.1.1
P276706.1, 8.1	P279958.1	P286098.2	P290969.1	P291766.1
P276778.1	P280525.1, 5.1.1, 5.1.2, 5.4	P286145.1, 5.1.1, 5.1.2	P290979.1	P291776.1
P276788.1	P2805310.4	P286288.1	P291018.2	P291788.2, 8.2.1
P277196.12	P280546.3	P286385.1, 10.3, 10.3.1	P291033.3, 10.4	P291796.3
P277481.3	P280986.1	P287004.1	P291051.10	P291805.4
P277725.2	P281287.1, 7.7	P287043.3, 3.3.1	P291098.2, 8.2.1	P291815.4

Part Number	Page(s)	Part Number	Page(s)	Part Number	Page(s)	Part Number	Page(s)	Part Number	Page(s)
P291825.4	P29689 10.9	P2994410.6	P307956.8	P31506 2.3
P291835.4	P29690 10.9	P2994510.9	P309306.10, 6.11	P31514 2.2
P291846.1	P29695 3.3, 3.3.1	P2994610.9	P309316.10, 6.11	P31547 2.2
P291865.1, 5.1.1, 5.1.2	P29707 5.1	P29947	5.1, 5.1.1, 5.1.2, 5.4, 11.6	P309336.5, 6.9	P31557 6.3, 6.9
P291877.1, 7.1.1	P2971910.6	P2994810.9	P309346.5, 6.9	P31559 7.1.1, 7.4.1
P291887.1	P2972010.6	P2994910.9	P309356.5	P31560	7.1.1, 7.6, 8.1, 10.3.1
P291897.1, 7.1.1	P2972110.6	P3000010.9	P309366.5, 6.9	P31561 10.3.1, 10.4.1
P291917.1.1	P2972210.6	P3000110.9	P309416.11	P31565 9.1
P2919310.3, 10.3.1	P2972310.6	P3000210.9	P310029.2.1	P31566 9.1
P291945.1, 5.1.1, 5.1.2	P2972410.6	P3000310.9	P311671.3.1	P31569 10.8, 10.8.1
P291965.4	P29726 3.2, 3.2.1	P3000410.6	P311681.3.1	P31570 10.8, 10.8.1
P291976.1, 8.2	P29727 3.2	P3000610.9	P311708.4.1	P31572 6.1
P292079.2	P29730 11.6, 11.7	P3000710.9	P312202.23	P31573 1.3.1
P292089.2	P29732 5.4, 5.6	P3000810.9	P312212.23	P31574 1.3.1
P2924310.4	P29736 5.4, 5.7	P3000910.9	P312276.8	P31576 1.3.1
P292489.2	P2976111.6	P3001010.9	P312286.8	P31578 6.3, 6.9
P2924910.4	P2979611.9	P3003610.8, 10.8.1	P312491.1, 1.1.1, 1.2	P31579 10.4.1
P2925010.4, 10.4.1	P2979711.9	P3003910.6	P312867.1, 7.4	P31590 7.1, 7.1.1, 7.2
P2925611.3, 11.4	P2979811.6	P3004010.8, 10.8.1	P312951.2	P31591 1.2
P2930710.9	P2979911.6	P3004110.8, 10.8.1	P312961.2	P31594 1.7
P293179.2	P29800 5.5	P3004310.6	P313201.2	P31598 7.4.1
P293257.1, 7.1.1, 7.7	P29801 6.4	P3004410.6	P313218.1	P31599 7.6
P2933410.4	P29802 5.2	P3004510.6	P313258.4.1	P31658 9.1
P29348	5.1, 5.1.1, 5.1.2, 11.9	P29803 5.3	P3004610.6	P313762.2	P31659 9.3
P2935210.4, 10.4.1, 10.5	P29804 5.6	P3004710.9	P314048.1	P31661 9.1
P2935511.6	P29822 5.2	P3004810.9	P314067.1.1, 7.4.1	P31683 9.1
P293905.1.1, 5.1.2, 5.2	P29837 5.5	P3004910.9	P314181.2	P31684 9.1
P294086.6	P29838 6.4	P301557.1.1	P314381.1.1, 1.2	P31694 1.8.1
P294157.4	P29839 5.7	P3018610.3, 10.3.1	P314437.1.1, 7.5	P31700 2.18
P2944710.6, 10.8, 10.8.1	P29840 5.3	P301896.12	P314627.4.1, 7.5	P31701 2.18
P2946310.4, 10.4.1	P2985711.7	P3019210.3, 10.3.1	P314637.5	P31702 2.18
P294695.1, 5.1.1, 5.1.2	P29864 5.2	P302133.1	P314727.4.1	P31703 2.18
P295199.1	P29878 5.3, 5.5, 5.7	P304114.1	P314737.4.1	P31705 2.19
P295786.8	P2988511.7	P304396.5	P314747.4.1	P31706 2.19
P2958510.9	P29900 5.2	P304406.5, 6.6	P314757.4.1	P31707 2.19
P2958810.9	P29919 6.1	P304436.5, 6.8	P314777.4.1	P31708 2.19
P296291.5	P29920 8.2, 8.2.1	P305396.5	P314817.4.1	P31709 2.19, 2.27, 2.28
P296446.5	P29929 8.2, 8.2.1	P305406.5	P314837.4.1	P31710 2.19, 2.27
P296456.5	P2993010.9	P307346.1	P314867.4.1	P31711 2.20
P296597.2, 7.3	P2993110.9	P307408.4.1	P314887.4.1	P31712 2.20
P2968810.9	P2994310.9			P314897.4.1	P31713 2.20

Part Number	Page(s)	Part Number	Page(s)	Part Number	Page(s)	Part Number	Page(s)	Part Number	Page(s)
P317142.20, 2.22	P317552.19	P31798	2.21, 2.22, 2.23, 2.24	P318392.21, 2.24	P318752.22
P317152.20	P317562.19	P31799	2.21, 2.22, 2.23, 2.24	P318402.21	P318762.22
P317162.20	P317592.19	P31800	2.21, 2.22, 2.23, 2.24	P318412.21	P318772.22
P317172.20	P317602.21	P31801	2.21, 2.22, 2.23, 2.24	P318422.21	P318782.22
P317182.20	P31761	2.21, 2.22, 2.23, 2.24	P31802	2.21, 2.22, 2.23, 2.24	P318432.21	P318792.22
P317192.20	P317622.21	P31803	2.21, 2.22, 2.23, 2.24	P318442.21	P318802.22
P317202.20	P317632.21	P31804	2.21, 2.22, 2.23, 2.24	P318452.21, 2.26	P318812.22
P317212.20	P317642.21	P31805	2.21, 2.22, 2.23, 2.24	P318462.21	P318822.22
P317222.20	P317652.21	P31806	2.21, 2.22, 2.23, 2.24	P318472.21, 2.21, 2.22, 2.22, 2.23, 2.24, 2.24	P318832.22
P317232.20	P317662.21	P31807	2.21, 2.22, 2.23, 2.24	P318482.21, 2.21, 2.22, 2.22, 2.23, 2.24, 2.24	P318842.22
P317242.20	P317672.21	P31808	2.21, 2.22, 2.23, 2.24	P318492.21, 2.21, 2.22, 2.22, 2.23, 2.24, 2.24	P318852.22
P317252.20	P317682.21	P31809	2.21, 2.22, 2.23, 2.24	P318502.21, 2.21, 2.22, 2.22, 2.23, 2.24, 2.24	P318862.22
P317262.20	P317692.21	P31810	2.21, 2.22, 2.23, 2.24	P318512.21, 2.21, 2.22, 2.22, 2.23, 2.24, 2.24	P318872.22
P317272.20	P317702.21	P31811	2.21, 2.22, 2.23, 2.24	P318522.22	P318882.22
P317282.20	P317712.21	P31812	2.21, 2.22, 2.23, 2.24	P318532.22	P318892.22
P317292.20	P317722.21	P31813	2.21, 2.22, 2.23, 2.24	P318542.22	P318902.22
P317302.20	P317732.21	P31814	2.21, 2.22, 2.23, 2.24	P318552.22	P318912.22
P317312.20	P317742.21	P31815	2.21, 2.22, 2.23, 2.24	P318562.22	P318922.22
P317322.20	P317752.21	P31816	2.21, 2.22, 2.23, 2.24	P318572.22	P318932.22
P317332.20, 2.26	P317762.21	P31817	2.21, 2.22, 2.23, 2.24	P318582.22	P318942.22
P317342.20	P317772.21	P31818	2.21, 2.22, 2.23, 2.24	P318592.22	P318952.22
P317352.19	P317782.21	P31819	2.21, 2.22, 2.23, 2.24	P318602.22	P318962.22
P317362.19	P317792.21	P31820	2.21, 2.22, 2.23, 2.24	P318612.22	P318972.22
P317372.19	P317802.21	P31821	2.21, 2.22, 2.23, 2.24	P318622.22	P318982.22
P317382.25	P317812.21	P318222.21	P318632.22	P318992.22
P317392.25	P317822.21	P318232.21	P318642.22	P319002.22
P317402.19, 2.23, 2.24	P317832.21	P318242.21, 2.24	P318652.22	P319012.22
P317412.19	P317842.21	P31825	2.21, 2.22, 2.23, 2.24	P318662.22	P319022.22
P317422.19	P317852.21	P31826	2.21, 2.22, 2.23, 2.24	P318672.22	P319032.22
P317432.19, 2.29	P317862.21	P31827	2.21, 2.22, 2.23, 2.24	P318682.22	P319042.22
P317442.19	P317872.21	P31828	2.21, 2.22, 2.23, 2.24	P318692.22	P319052.22
P317452.19	P31788	2.21, 2.22, 2.23, 2.24	P31829	2.21, 2.22, 2.23, 2.24	P318702.22	P319062.22
P317462.19	P31789	2.21, 2.22, 2.23, 2.24	P31830	2.21, 2.22, 2.23, 2.24	P318712.22	P319072.22
P317472.19	P317902.21	P318312.21, 2.22	P318722.22	P319082.22
P317482.19	P31791	2.21, 2.22, 2.23, 2.24	P31832	2.21, 2.22, 2.23, 2.24	P318732.22	P319092.22
P317492.19	P31792	2.21, 2.22, 2.23, 2.24	P318332.21	P318742.22	P319102.22
P317502.19	P31793	2.21, 2.22, 2.23, 2.24	P318342.21, 2.24			P319112.23, 2.24
P317512.19, 2.30	P31794	2.21, 2.22, 2.23, 2.24	P318352.21, 2.24			P319122.23, 2.24
P317522.19	P31795	2.21, 2.22, 2.23, 2.24	P318362.21, 2.24			P319132.23, 2.24
P317532.19	P31796	2.21, 2.22, 2.23, 2.24	P318372.21, 2.24			P319142.23, 2.24
P317542.19	P31797	2.21, 2.22, 2.23, 2.24	P318382.21, 2.24			P319152.23

Part Number	Page(s)	Part Number	Page(s)	Part Number	Page(s)	Part Number	Page(s)	Part Number	Page(s)
P319162.23, 2.24	P31957 2.25	P31998 2.26	P32039 2.28	P32080 2.29
P31917 2.23	P31958 2.25	P31999 2.26	P32040 2.28	P32081 2.29
P31918 2.23	P31959 2.25	P32000 2.26	P32041 2.28	P32082 2.29
P31919 2.23, 2.24	P31960 2.25	P32001 2.26	P32042 2.28	P32083 2.19
P31920 2.24	P31961 2.25	P32002 2.26	P32043 2.28	P32084 2.29
P31921 2.24	P31962 2.25	P32003 2.26	P32044 2.28	P32085 2.29
P31922 2.23, 2.24	P31963 2.25	P32004 2.26	P32045 2.28	P32086 2.29
P31923 2.26	P31964 2.25	P32005 2.26	P32046 2.28	P32087 2.29
P31924 2.26	P31965 2.25	P32006 2.27	P32047 2.28	P32088 2.29
P31925 2.26	P31966 2.25	P32007 2.27	P32048 2.28	P32089 2.29
P31926 1.1.1, 1.2, 2.26	P31967 2.25	P32008 2.27	P32049 2.28	P32090 2.29
P31927 2.23, 2.24	P31968 2.25	P32009 2.27	P32050 2.28	P32091 2.29
P31928 2.23	P31969 2.25	P32010 2.27	P32051 2.28	P32092 2.29
P31929 2.23, 2.24	P31970 2.25	P32011 2.27	P32052 2.28	P32093 2.30
P31930 2.23, 2.24	P31971 2.25	P32012 2.27	P32053 2.28	P32094 2.30
P31931 2.23, 2.24	P31972 2.25	P32013 2.27	P32054 2.28	P32095 2.18, 2.30
P31932 2.23, 2.24	P31973 2.25	P32014 2.27	P32055 2.28	P32096 2.30
P31933 2.23, 2.24	P31974 2.25	P32015 2.28	P32056 2.28	P32097 2.30
P31934 2.23, 2.24	P31975 2.25	P32016 2.27	P32057 2.28	P32098 2.30
P31935 2.23, 2.24	P31976 2.25	P32017 2.27, 2.28	P32058 2.28	P32099 2.30
P31936 2.23, 2.24	P31977 2.25	P32018 2.19, 2.28	P32059 2.28	P32100 2.30
P31937 2.23, 2.24	P31978 2.30	P32019 2.27	P32060 2.28	P32101 2.30
P31938 2.23, 2.24	P31979 2.30	P32020 2.27	P32061 2.28	P32102 2.18
P31939 2.23, 2.24	P31980 2.30	P32021 2.27	P32062 2.28	P32103 2.24
P31940 2.23, 2.24	P31981 2.30	P32022 2.27	P32063 2.28	P32104 2.24
P31941 2.23, 2.24	P31982 2.30	P32023 2.27	P32064 2.28	P32105 2.24
P31942 2.23, 2.24	P31983 2.30	P32024 2.27	P32065 2.28	P32106 2.24
P31943 2.23, 2.24	P31984 2.30	P32025 2.27	P32066 2.28	P32107 2.24
P31944 2.23, 2.24	P31985 2.30	P32026 2.28	P32067 2.28	P32109 2.29
P31945 2.23, 2.24	P31986 2.30	P32027 2.28	P32068 2.28	P32110 2.20
P31946 2.23, 2.24	P31987 2.30	P32028 2.28	P32069 2.28	P32111 2.20
P31947 2.23, 2.24	P31988 2.30	P32029 2.28	P32070 2.28	P32112 2.20
P31948 2.23, 2.24	P31989 2.26	P32030 2.28	P32071 2.27, 2.28	P32113 2.20
P31949 2.23, 2.24	P31990 2.26	P32031 2.28	P32072 2.28	P32114 2.20
P31950 2.23	P31991 2.26	P32032 2.28	P32073 2.28	P32115 2.20
P31951 2.23	P31992 2.26	P32033 2.28	P32074 2.27	P32116 2.20
P31952 2.23	P31993 2.26	P32034 2.28	P32075 2.27	P32117 2.20
P31953 2.25	P31994 2.26	P32035 2.28	P32076 2.19	P32118 2.20
P31954 2.25	P31995 2.26	P32036 2.28	P32077 2.19	P32119 2.20
P31955 2.25	P31996 2.26	P32037 2.28	P32078 2.29	P32120 2.20
P31956 2.25	P31997 2.26	P32038 2.28	P32079 2.29	P32121 2.20

Part Number	Page(s)	Part Number	Page(s)	Part Number	Page(s)	Part Number	Page(s)	Part Number	Page(s)
P321222.20	P32670 1.2	P400336.1	P9153910.8, 10.8.1	P91715 6.6, 6.7
P321232.18	P32677 7.2	P400759.2.1, 9.3	P9154010.8, 10.8.1	P91716 6.6, 6.7
P321242.18	P32693 7.4.1	P401323.2, 3.2.1	P9154210.8, 10.8.1	P91718 6.6, 6.7
P321252.18	P32697 1.8.2, 1.9.1	P401358.4.1, 8.5	P9154310.8, 10.8.1	P91719 6.6, 6.7
P321262.29	P32926 3.3, 3.3.1	P401369.2, 9.2.1	P9154410.8, 10.8.1	P91720 6.6, 6.7
P32200 7.5	P32927 7.2	P401379.2.1	P9155910.9	P91721 6.6, 6.7
P32201 7.4.1	P32928 7.2	P401741.10	P9157810.9	P91722 6.6, 6.7
P32202 7.4.1, 7.5	P32929 7.2	P401868.2.1, 9.3	P9158210.9	P91723 6.6, 6.7
P32203 7.4.1	P32930 7.2	P402496.1	P9160410.9	P91731 6.8
P32204 7.4.1	P32931 7.2	P4029210.4.1	P9160610.6	P91732 6.8
P32205 7.4.1	P3295810.1	P404678.5	P9160810.9	P91733 6.8
P32206 7.4.1	P32960 1.2	P404845.1, 5.1.1, 5.1.2, 5.4	P9161010.9	P91734 6.8
P32407 7.1.1	P32961 1.2	P404876.3	P916567.4	P91735 6.8
P32408 7.1.1	P32962 1.2	P404905.1.1, 5.1.2	P916577.4	P91736 6.8
P32409 7.1.1	P329819.3	P404915.1.1, 5.1.2	P916587.4	P91737 6.8
P32410 7.1.1	P32982 1.8.2, 1.9.1	P406627.6	P916597.4	P91738 6.8
P3241110.4.1	P32986 1.9.1	P913012.11	P916607.4	P91739 6.8
P3241210.4.1	P33094 7.4.1	P913022.11	P916617.4	P91740 6.8
P324158.4.1	P33095 7.4.1	P913032.11	P916627.4	P91741 6.8
P3241610.3.1	P33122 3.3.1	P913042.11	P916637.4	P91742 6.8
P3241710.3.1	P33140 1.2	P913052.11	P916647.4	P917648.5
P3241810.3.1	P33141 1.6.1	P913162.12	P916657.4	P917658.5
P32543 7.5	P33142 1.6.1	P913222.7	P916667.4	P917668.5
P32544 7.5	P33146 1.6.1	P913522.14	P916677.4	P917677.2
P32545 7.5	P33162 3.1, 3.1.1, 4.1	P913532.14	P916687.4	P917687.2
P32546 7.5	P33163 4.1, 4.2	P913672.5	P916797.4	P917707.2
P32547 7.5	P33164 3.1, 3.1.1, 4.1	P913682.11	P916877.4	P917717.2
P32548 7.5	P33168 7.5	P913742.11	P916887.4	P917767.2
P32549 7.5	P33177 7.6	P9150310.6	P916897.4	P917777.2
P3255510.9	P33178 7.6	P9151210.6, 10.8, 10.8.1	P916946.5, 6.7	P917787.2
P3255710.9	P33180 1.6, 1.6.1	P9151310.6	P917056.5	P917817.2
P3256110.9	P33181 1.6.1	P9151510.6	P917066.6, 6.7	P917827.2
P32572 1.2	P33182 1.6.1	P9151610.6	P917076.6, 6.7	P917837.2
P325753.3.1	P33183 1.6.1	P9151710.6	P917086.6, 6.7, 6.10, 6.11	P917847.2
P325787.1.1, 7.4.1	P33184 1.6.1	P9152910.7	P917096.6, 6.7	P917867.2
P325793.1, 3.1.1	P33185 7.6	P9153110.8, 10.8.1	P917106.6, 6.7	P917877.2
P32582 1.1, 1.1.1	P33186 7.6	P9153210.8, 10.8.1	P917116.6, 6.7	P917887.2
P325861.8.1, 1.9	P33187 7.6	P9153310.8, 10.8.1	P917126.6, 6.7, 6.8, 6.10, 6.11	P917917.3
P325891.8.1, 1.9	P33188 7.6	P9153410.8, 10.8.1			P917947.3
P32616 1.1	P40009 7.1, 7.4	P9153510.8, 10.8.1	P917136.6, 6.7	P917957.3
P3266310.4.1	P40022 1.7	P9153610.6, 10.8, 10.8.1	P917146.6, 6.7	P917967.3

Part Number	Page(s)	Part Number	Page(s)	Part Number	Page(s)	Part Number	Page(s)	Part Number	Page(s)
P917987.3	15618A 1.1.1, 1.2	16362A 4.1	21318A10.1	25092B 6.3
P917997.3	15730R 10.1	16369A4.1, 4.2	21319A10.1	25252B 10.1
P918007.3	15731B 10.1	16382A9.2.1	21402B1.2	25381A 4.1, 4.2, 10.4
P918027.3	15732B 10.1	16401A 1.4, 1.5	21443A10.1	25532R 4.1
P918037.3	15764A 4.1	16461A 1.4, 1.5	21508A8.1	25542B 3.3
P918057.3	15765A 4.1	16466A 1.4, 1.5	21577B1.1	25566A 4.2
P918067.3	15769A 4.1	16593A 10.11	21976B9.2	25598C 3.1, 3.1.1
P918077.3	15771A 4.1	16594A 10.11	21977C9.2	25600B 6.1
P918087.3	15774A 4.1	16678A 4.1	22013C8.1	25685A 1.3
P919468.3	15784B 10.1	16895A 10.1	22834D3.1	25703C 4.2
P919478.3	15845B 1.3.1	17005B 10.12	22864B3.1	25705B 6.3
P919488.3	15886A 4.1	17006B 10.12	22868C1.1	25708B 1.2
P919528.3	15953A 4.2	17012A4.1, 4.2	22870B3.1, 3.1.1	25774R 4.1
P920096.2	15969B 4.1, 4.2	17103C	11.1, 11.2, 11.3, 11.4	22913A3.1, 3.1.1	25807A 4.2
P920131.1	15972A 4.2	17164C3.1	23022A3.1, 3.1.1	25808A 4.1
P920171.1	15976A 4.2	17180A4.2	23039B4.1	25826B 4.1
P9213110.6, 10.9	16114B 11.9	17188B 4.1	23081C1.4	25827A 4.1
P924107.7	16115B 11.9	17786A 1.4, 1.5	23084B1.4	25828A 4.2
P924117.7	16117A 11.9	17962B 4.1	23085B1.6	25829A 4.1
P924127.7	16207A 11.2, 11.4	18134A 11.8, 11.9	23133A3.2, 3.2.1	25840D 6.1
P924137.7	16223A 11.3, 11.4, 11.9	18347C-16 1.6	23189B1.3	25918B 9.2.1, 9.3
P924176.6, 6.7, 6.8, 6.10, 6.11	16224A 11.3, 11.4	18665B 1.1.1	23610C	11.1, 11.2, 11.3, 11.4	25952D 10.4, 10.4.1
P924196.5, 6.9	16226A 11.3, 11.4, 11.9	18668B 1.1	24144B4.1	25953C 10.4, 10.4.1
P924256.9	16227A 11.3, 11.4	18676B 1.1.1	24186A8.1	25954C 10.4, 10.4.1
P924376.5	16228A	4.1, 4.2, 10.4, 10.4.1, 11.3, 11.4	18751B 1.3.1	24257A4.1, 4.2	25955B 10.4, 10.4.1
P924386.5, 6.9	16229A 11.3, 11.4	18756A 10.4, 10.4.1	24343B3.3, 3.3.1	25956B 10.4, 10.4.1
P924486.9	16269A 4.1	18791A 10.1	24732A3.1, 3.1.1	25958A 10.4
12749C1.1	16306A 10.1	19920A 4.2	24733A3.1, 3.1.1	25959A 10.4
12750A10.1	16309A 4.2	20212A 6.1	24747A1.3, 1.3.1	25980D 3.1, 3.1.1
13599A4.1	16310A 4.1	20807A 10.1	24749B9.2	26085C	11.1, 11.2, 11.3, 11.4
14226B10.1	16322D 11.3, 11.4	20844B9.2	24751A10.1	26091A 4.2
14251B 1.3, 1.3.1	16335A 10.1	20963B 10.1	24752B10.1	26137C 11.6
14282B10.1	16342A 4.2	20964B 10.1	24755A10.1	26141B 11.6
14383A 1.4, 1.5	16346A 10.1	20980A 10.1	24795C1.8	26143B 11.6
14979B11.6	16347A 10.1	20988A 10.1	24853A3.3	26146B 11.8, 11.9
15055B11.6	16348D 10.1	20989A 10.1	24854A3.3, 3.3.1	26150B 11.8, 11.9
15559A 11.1, 11.3	16349D 10.1	20997A 10.1	24863A10.1	26151B 11.6
15573A3.2, 3.2.1	16357A 9.2	21065A 8.4	24880A9.2, 9.2.1, 9.3	26152A 11.6
15614A3.1, 3.1.1	16360R 10.1	21071A 8.4	24906A10.1	26161A 11.6
15616A 1.1.1, 1.2	16361A 4.1	21164B 1.1.1	24920R4.2	26165A 1.8
				21227C 3.2, 3.2.1	25071A8.1	26218B 11.6

Part Number	Page(s)	Part Number	Page(s)	Part Number	Page(s)	Part Number	Page(s)	Part Number	Page(s)
26278A4.2	30334A 4.1	30725B5.1.1, 5.1.2	35018A1.1.1, 1.2	35387B 10.1
26280A10.4, 10.4.1	30337D 3.1	30727A 5.1, 5.1.1, 5.1.2	35019B1.3.1	35394C 10.1
26301D11.9	30338C 1.1	30728A 5.1, 5.1.1, 5.1.2	35026B1.1.1	35400C 10.1
26313A1.8	30351B 1.10	30801A6.12	35032A8.4.1	35419B 1.4
26326A5.1, 5.1.1, 5.1.2	30368C 3.1	30806C 1.1	35039B8.4.1	35420A 11.3, 11.4, 11.9
26327B5.1, 5.1.1, 5.1.2	30373D 11.1	31364A 4.1	35049A2.18	35422B 1.5
26329A5.1, 5.1.1, 5.1.2	30377D 11.2	31374A 10.1	35051D3.1.1	35423A 1.7
26333A3.3, 3.3.1	30384C 6.3	31635C 1.8	35054B1.3.1	35453A 4.1
26400B10.3, 10.3.1	30390D 11.9	31660A3.3, 3.3.1	35057B6.3	35471A 1.2
26428C10.1	30391B-2 4.1	31789A 11.6	35061A10.1	35472A 3.3.1
26429A10.1	30394D 11.3, 11.4	31944A 11.3, 11.4, 11.9	35066C1.8	35483A 5.1, 5.1.1, 5.1.2
26431B10.1	30414B 1.10	31999A 10.4.1	35075D3.2	35508A 4.1
26434A10.1	30420D 11.6	32105A 1.8	35077C9.2.1	35519B 1.8.2, 1.9.1
26435A10.1	30430C 11.6	32309C 10.7	35078B9.2.1	35521A 1.9.1
26437D11.3, 11.4	30431C 3.2	32311B 10.7	35082A10.1	35522A 1.5
26440D 4.1	30432C 3.2	32312B 10.7	35087B3.3.1	35532A 9.2.1, 9.3
26447B 4.1	30434B 11.6	32313B 10.7	35090A10.1	35564D 3.1.1
26450A 4.1	30435D 11.9	32314B 10.7	35091A10.1	35606D 9.2.1
26451B 4.1	30440D 11.8	32315B 10.7	35092A10.1	35645B 3.1.1
26455A 4.1	30451A 5.4	32316B 10.7	35105B3.2.1	35646A 9.3
26462A 5.1	30458C 3.2	32317B 10.7	35107B3.2.1	35647A 9.2.1, 9.3
28284D 3.1	30473A 1.1	32318B 10.7	35110B3.2.1	35712B 9.2.1
28322B 6.1	30482A 1.6	32319B 10.7	35111D3.2.1	35777B 11.3, 11.4
28415A1.10	30486A 10.1	32320B 10.8, 10.8.1	35145B1.2	35778B 11.3, 11.4
28473B1.1.1	30487A 10.1	32366B 4.2	35146B1.2	36222A 1.8.2
28474B1.1.1	30488A 10.1	32431B 4.1	35147B1.2	36355A 4.2
28676A 4.1	30489A 10.1	32432B 4.1	35154A1.7	36546A 10.9
28721A 6.1	30490A 10.1	32445B 10.2	35166A2.18	36565A 10.4, 10.4.1
3016011.1	30491A 10.1, 10.4, 10.4.1	32480B 9.2.1	35193A10.1	36566A 10.4, 10.4.1
3016111.2	30492C 10.1	33227A 4.1	35200A3.1, 3.1.1	36567A 10.4, 10.4.1
3016211.3	30493B 10.1	34237D 1.1, 1.1.1, 1.2	35207A1.8.1, 1.8.2	36597B 8.4.1
3016311.4	30514B 10.2	34562A 6.1	35211A1.8.1, 1.9	36599A 8.4.1
30206A1.10	30516B 10.2	34570A 3.1.1	35223A1.8.1, 1.8.2	36754X 2.2
30217B6.12	30518B 10.2	34576D 3.2.1	35290B1.9, 1.9.1	36755X 2.2
30254D3.2, 3.2.1	30553B 10.6	34580B 3.2, 3.2.1	35294A1.9, 1.9.1	36758X 2.1.1
30260A1.1.1	30615A 3.3	34636B 8.4.1	35295A1.9, 1.9.1	36759X 2.1.1
30262D 3.2	30628A 11.9	34667A 3.3.1	35320B1.9	36772X 2.1.1
30267B3.2, 3.2.1	30630C 10.1	34668A 8.4.1	35322B9.1	36774X 2.1.1
30290D3.1, 3.1.1	30642A 3.2, 3.2.1	34680B 1.1, 1.1.1, 1.2	35339B1.8.1, 1.9	36775X 2.1.1
30291B 3.3	30689A 4.2	35015B 3.1, 3.1.1	35351B1.1.1	36776X 2.1.1
30332D3.1, 3.1.1	30724B 5.1	35017A 1.1.1, 1.2	35367A3.3.1	36777X 2.1.1

Part Number	Page(s)	Part Number	Page(s)	Part Number	Page(s)	Part Number	Page(s)	Part Number	Page(s)
36778X2.1.1	38115A 1.6.1						
36780X6.5	38138C 9.3						
36781X6.9	38513C 3.1, 3.1.1						
36783X6.9, 6.10	39617B 10.1						
36784X6.9, 6.10	39876A 1.8.2, 1.9.1						
36786X6.9, 6.11	65514B 6.2						
36787X6.9	65607D 3.1, 3.1.1						
36800X3.3.1	66030C 1.1, 1.1.1						
36801X3.3.1	66255A 7.4.1						
36802X3.3.1								
36803X3.3.1								
36804X3.3.1								
36805X3.3.1								
36912X5.1, 5.1.1, 5.1.2								
36993X10.10								
36994X10.10								
36995X10.10								
36996X10.10								
36997X10.10								
36998X10.10								
36999X10.10								
37105X9.2.1, 9.3								
37106A9.2.1, 9.3								
37107X9.2.1, 9.3								
37117X6.2.1								
37118X6.2.1								
37119X6.2.1								
37120X6.2.1								
37136X3.2, 3.2.1, 10.2								
37137X3.2, 3.2.1, 10.2								
37299X3.1, 3.1.1								
37439X2.2								
37440X2.2								
37441X2.2								
37557X1.1, 1.2								
37728X2.28								
38034B5.1.2								
38040D4.1								
38045A3.2.1								
38081B10.1								
38114A11.3, 11.4, 11.9								

NOTES

[illegible]

The parts information in this publication is based on data available at the time it was printed. Because of continual improvement and advancing product design, your vehicle may not be identical to the parts information shown. Whenever there is a question, obtain the latest parts information available from your local dealer. JLG Industries, Inc. continually updates these publications electronically within our *OnLine Services*.



Benefits

- Available 24 hours a day, 7 days a week for your convenience.
- Prices and parts manuals are always current - reduces errors and saves time.
- Improves service to your customers with quick access to valuable information.
- Reduces time required to gather information.
- Reduces processing time for warranty claims.

Program Features

- In a few easy steps you can:
- Look-up prices and availability.
- Identify parts using graphical parts manuals.
- Enter orders using part numbers, or order by selecting from graphical parts manuals.
- Review order status.
- Review invoices and credits.
- Review shipping information.
- Submit warranty claims

Visit Us at

<http://www.jlg.com>

Model No. _____

Serial No. _____



**CORPORATE OFFICE
JLG INDUSTRIES, INC.**

1 JLG Drive
McConnellsburg, PA. USA
17233-9533
Phone: (717) 485-5161
Toll Free: (877) 554-5438
Fax: (717) 485-6417

Service Direct: (717) 485-6657 Service Fax: (717) 485-6488 or (717) 485-6815
Parts Direct: (717) 485-6472 Parts Fax: (800) 733-8939 or (717) 485-6441

JLG Industries (Australia)
P.O. Box 5119
11 Bolwarra Road
Port Macquarie
N.S.W. 2444
Australia
Phone: (61) 2 65 811111
Fax: (61) 2 65 810122

JLG Industries (UK)
Unit 12, Southside
Bredbury Park Industrial
Estate
Bredbury
Stockport
SK6 2sP
England
Phone: (44) 870 200 7700
Fax: (44) 870 200 7711

JLG Deutschland GmbH
Max Planck Strasse 21
D-27721 Ritterhude/Ihlpohl
Bei Bremen
Germany
Phone: (49) 421 693 500
Fax: (49) 421 693 5035

JLG Industries (Italia)
Via Po, 22
20010 Pregnana Milanese-MI
Italy
Phone: (39) 02 9359 5210
Fax: (39) 02 9359 5845

JLG Latino Americana Ltda.
Rua Eng. Carlos Stevenson,
80-Suite71
13092-310 Campinas-SP
Brazil
Phone: (55) 19 3295 0407
Fax: (55) 19 3295 1025

JLG Europe B.V.
Jupiterstraat 234
2132 HJ Hoofddorp
The Netherlands
Phone: (31) 23 565 5665
Fax: (31) 23 557 2493

JLG Industries (Norge AS)
Sofeimyrvæien 12
N-1412 Sofienyr
Norway
Phone: (47) 6682 2000
Fax: (47) 6682 2001

JLG Polska
Ul. Krolewska
00-060 Warszawa
Poland
Phone: (48) 91 4320 245
Fax: (48) 91 4358 200

JLG Industries (Europe)
Kilmartin Place,
Tannochside Park
Uddingston G71 5PH
Scotland
Phone: (44) 1 698 811005
Fax: (44) 1 698 811055

JLG Industries (Pty) Ltd.
Unit 1, 24 Industrial Complex
Herman Street
Meadowdale
Germiston
South Africa
Phone: (27) 11 453 1334
Fax: (27) 11 453 1342

Plataformas Elevadoras
JLG Iberica, S.L.
Trapadella, 2
P.I. Castellbisbal Sur
08755Castellbisbal
Spain
Phone: (34) 93 77 24700
Fax: (34) 93 77 11762

JLG Industries (Sweden)
Enkopingsvagen 150
Box 704
SE - 175 27 Jarfalla
Sweden
Phone: (46) 8 506 59500
Fax: (46) 8 506 59534

Visit our Web Site at: <http://www.jlg.com>