



---

# ***Illustrated Parts Manual***

***Model***  
**644**

**HIGHLANDER**

**10709968**

August 1994

***ANSI***

---








# GENERAL INFORMATION

---



You have purchased one of the finest rough terrain forklifts available on the market today. To ensure that your forklift will provide years of safe dependable service, the manufacturer strongly recommends that all persons operating or servicing this machine be trained and authorized to a level appropriate for their area of responsibility. The manufacturer also depends on all persons operating or servicing this machine to read, fully understand and follow all safety, operational and maintenance related instructions applicable to their area of responsibility.

**LULL® INDUSTRIES** has made every effort to provide information as complete and accurate as possible for its forklifts. However, because of owner requirements, equipment and control variations may exist between machines. In addition, due to **LULL® INDUSTRIES'** policy of continually striving to improve its products, occasional discrepancies may exist between machines and the descriptions and information contained herein.

This parts book provides detailed information on the acquisition of service/replacement parts necessary to keep your rough terrain forklift in good working order. Should, however a defect or failure occur to the machine during the warranty period immediately contact your local authorized **LULL® INDUSTRIES** dealer. The information contained in this parts book is provided to assist owners, operators and service personnel in the proper upkeep and maintenance of **LULL® INDUSTRIES** rough terrain forklifts. For detailed descriptions of major components see your machines Service and Maintenance manual.

**This Manual is published for informational purposes only and the information so provided should not be considered as all inclusive or covering all contingencies.** If further information is required, consult your authorized **JLG Industries, Inc.** dealer or contact the **JLG Industries, Inc.** Technical Publications Department

# GENERAL INFORMATION

---

## ORDERING PARTS

See Inside back cover for details.

- Section 5 — “Lower Hydraulics”
- Section 6 — “Brakes”
- Section 7 — “Electrical”
- Section 8 — “Decals And Accessories”
- Section 9 — “Fork Carriage (s)”
- Numerical Index

Please read and thoroughly understand the following functional descriptions. Knowing how to properly use this document will help ensure proper service/replacement part identification.

## INDEX OF ABBREVIATIONS

The “Index of Abbreviations” is a listing of abbreviations commonly used in this catalogue. You will find the complete word and/or a description for the abbreviation immediately to the right of the abbreviation.

## MASTER TABLE OF CONTENTS

The Master “Table of Contents” is located at the front of the parts book and displays the section and page number location of major components within the parts book.

## SECTION TABLE OF CONTENTS

The Section “Table of Contents” is located at the front of each section and displays the page number location of major components within each individual section of the parts book.

## SECTION INDEX

The Section “Index” lists major components as well items with the most frequent replacement histories.

## NUMERICAL INDEX

The “Numerical Index” displays parts contained in the parts book by part number, in numerical order, and their corresponding section and page number locations.

## VEHICLE IDENTIFICATION

The serial number plate is mounted to the operators platform rear wall, behind the operators seat. The Serial number is a ten (10) digit alpha-numeric number that identifies a specific machines type, date of production and design configuration. The last four (4) digits of the serial number identify the individual machine.

## WARRANTY REGISTRATION


The **LULL® INDUSTRIES** warranty is a separate document provided to the customer upon receipt of the machine. Proper registration is an important warranty requirement. The Pre-Delivery Inspection Form must be signed by the customer when the machine is delivered. The Warranty Registration card must be filled out by the dealer and returned to the **LULL® INDUSTRIES** “Warranty Administrator” indicating the date the machine went into service.

## HOW TO USE THIS PARTS BOOK

This Parts Book is divided into the following sections:

- General Information, including Index of Abbreviations
- Master Table of Contents
- Illustrated Parts Breakdown
  - Section 1 — “Drive Train”
  - Section 2 — “Frame And Platform
  - Section 3 — “Boom And Transfer”
  - Section 4 — “Upper Hydraulics”

# GENERAL INFORMATION



**SERIAL NUMBER LOCATION**

The machine serial number must match the serial number referenced in the serial number column of the parts listing. Machines with identical model numbers that are similar in design, may still have differences in service component parts due to design modifications, product improvement, component obsolescence, etc. To properly identify service parts for your machine, the machine model number and serial number must be determined prior to researching service/replacement parts in this parts book.

## ILLUSTRATED PARTS BREAKDOWN

### SECTION TITLE

The "Section Title" appears at the upper outside corner of each page and is used as a quick reference point for determining specific section location when skimming through the document.

### GROUP TITLE

The "Group Title" appears at the lower outside corner of each page and is used as a quick reference point for determining specific "Parts Group" location when skimming through the document.

**NOTE:** The "Parts Group" title must match that of the corresponding Illustration to ensure proper service/replacement part identification.

### PARTS GROUP TITLE

The "Parts Group Number" identifies individual "Parts Groups" and is used to tie "Parts Group" to their corresponding illustration.

**NOTE:** The "Parts Group Number" must match that of the corresponding Illustration to ensure proper service/replacement part identification.

### GROUP NO.

The identifying number for the specific parts group and its corresponding illustration.

### PAGE NUMBER

Each section is numbered in sequence beginning with the first group in the section and continuing through the last group within section.

**NOTE:** Page numbers for specific "Parts Groups" may be quickly obtained by using either the Section's Table of Contents or Index located at the front of each section.

### DATE

The release date, or last revision, of a specific parts group and corresponding illustration.

### ITEM NUMBER

The "ITEM" Number is used to identify and locate specific individual parts or assemblies within a "Parts Group's" corresponding Illustration.

### PART NO.

The **LULL® INDUSTRIES** part number for the part.

### SEE PAGE REFERENCE

Some parts listings contain "See Page" references for assemblies and sub-assemblies that are broken down in separate "Parts Groups". In these instances the "PART NO." field will contain the "See Page" reference and the page number that contains the "Parts Group" for that component.

### DESCRIPTION

The description of the part listed. Additional part description information can be found in the "REMARKS" column.

# GENERAL INFORMATION

## QTY. (QUANTITY)

The quantity of a part within the next highest vehicle assembly or "Parts Group". Complete component assemblies, for such items as valves and drive train components, will not list a quantity in the parts group breakdown for that component. In these instances, the quantity will appear in the parts list for the component's next highest assembly or "Parts Group".

## SERIAL NUMBER

The serial number reference displays the last four (4) digits of the serial number range for a given part or assembly. When more than one (1) serial number break is present for a specific part or assembly, the most current part is displayed first with all previous serial number breaks appearing below in chronological order.

Description	Group Number	Section Title		
ELECTRICAL				
Item No.	18364 (1 of 2)			
ITEM PART NO.	DESCRIPTION	QTY	SERIAL NO.	REMARKS
1 P21553	Wire Harness	1		Upper
1A 26153B	Wires	1		Gauges - Power
2 P21560	Wire Harness	1		Lower
3 P19102	Wire Harness	1		Backup Alarm
4 P19101	Wires	1		Horn (3 Wires)
5 P19284	Wires	1		Gauges - Ground
6 25917A	Indicator Light, Oil	1		Quantity
7 P20970	Indicator Light, Fan Belt	1		Serial Number
8 P20408	Hose, Oil Light	1		
9 P20866	Connector, JIC - Pipe	2		
10 17914A	The Junction	1		
11 16273A	Mounting Bracket, Fuse Block	1		
NI P04201	Bolt, Hx.	2		M12-1.75 x 20mm, Fuse Block Bracket Mounting
NI P04609	Lockwasher	2		M12, Fuse Block Bracket Mounting
12 16357A	Rod, Hold Down	2		
13 16344C	Battery Box	1		
14 16355H	Battery Box Cover	1		
15	Battery, 6 Volt	2		Gould P/N 2T-590 or Equiv.
16 P18122	Battery Cable	1		Negative to Positive
17 P19833	Battery Cable	1		Positive
18 P19834	Battery Cable	1		Negative
19 P19835	Battery Cable	1		Ground
20 P23214	Gauge, Fuel	1		Replaces P18728
21 P23216	Gauge, Oil Pressure	1		Replaces P18730
22 P23218	Gauge, Ammeter	1		Replaces P18732 (N.L.A.)
23 P23219	Gauge, Hourmeter	1		Replaces P18733 (N.L.A.)
24 P23220	Gauge, Trans. Oil Temp.	1		Replaces P18734
25 P19472	Sender, Trans. Oil Temp.	1		Remarks
26 P23216	Sender, Fuel	1		Replaces P18729
27 P23217	Sender, Oil Pressure	1		Replaces P18731
28 P20953	Switch, Oil Light	1		
29 P20954	Switch, Fan Rel. Light	1		
30 P19105	Switch, Backup	1		
31 P20812	Switch, Neutral Start	1		
32 P11092	Switch, Ignition	1		Without Cold Start
P24766	Switch, Ignition	1		With Cold Start
33 P13774	Backup Alarm	1		
34 P18707	Horn	1		
35 P18709	Horn Relay	2		
NI P02057	Screw, Slotted Rd. Hd.	4		#10-24 x 3/4", Horn Relay Mounting
NI P01306	Lockwasher	4		#10, Horn Relay Mounting
NI P01504	Nut, Hx.	4		#10-24, Horn Relay Mounting
36 P19203	Fuse, AGC - 30 AMP	4		
37 P24349	Fuse Block	2		Replaces P18096 (N.L.A.)
38 P17553	Clamp, Harness	3		
39 P0215	45° Elbow, Street	1		
40 P26926	Resistor, Heat Indicator Switch	1		Group Title
Electrical Assembly (Deutz/Clark)				
Part No.	Page Number	7-40	Date	June, 1994

## SERIAL NUMBER IDENTIFICATION

MONTH	YEAR	MODEL	ENGINE	TRANSMISSION	AXLES	SN
A-JAN	6-1986	A-2044	1-3208 CAT	A-28000 CLARK SPEC R-28460	1-ROCKWELL 1875 FRT 1045 RR	(2044)
B-FEB	7-1987	B-622	2-6V-53 DETROIT	B-18301 CLARK SPEC 289482	2-HURTH 174 W/STD RR	(622)
C-MAR	8-1988	C-622/4	3-F4L912 DEUTZ	C-4023 FUNK SPEC 10185	3-HURTH 174 W/FLUID DRIVE POWER ASSIST	(622-4) (824)
D-APR	9-1989	D-824	4-4239D DEERE	D-4023 FUNK SPEC 11212	4-HURTH 172 W/FLUID DRIVE POWER ASSIST	(522-4)
E-MAY	0-1990	E-522/4	5-4239T DEERE	E-1724 FUNK SPEC 9673	5-ROCKWELL H-262 FRT	(1522)
F-JUNE	1-1991	F-1522	6-4236 PERKINS	F-1724M FUNK SPEC 13102	6-SPICER PS1350 R30BP121-5 FRT R30BP122-11 RR 22" STEER-LOW PRES. BRKS.-19.31:1	(644) (844)
G-JULY	2-1992	G-1044	7-4236T PERKINS	G-2263 FUNK SPEC 12768	7-CLARK 196385 FRT 196386 RR	(M10K)
H-AUG	3-1993	H-522	8-F4L913T DEUTZ	H-4023 FUNK SPEC 12624	8-SPICER 102BP101-1 FRT 102BP101-2 RR	(USDCH)
J-SEPT	4-1994	J-844B	9-4236 PERKINS GAS	J-1724 FUNK SPEC 12195 (W/INCHING)	9-ROCKWELL PSC 1875 FRT PSM 1614 RR	(3044) (2044B)
K-OCT	5-1995	K-3044	10-6.359T DEERE	K-T12366 CLARK SPEC 277218	10-HURTH 172 W/STD RR	(522)
L-NOV		L-USDCHE	11-8.2T DETROIT	L-T135L33 CAT SPEC 8E7769	11-SPICER PS7036 070BP126-23 FRT 070BP126-17 RR 35" STEER-LOW PRES. BRKS.-22.52:1	(644)
M-DEC		M-MLULL10K	12-4039D DEERE	M-T135L43 CAT SPEC 104-5102	12-SPICER PS1350 (ZF) R30BP121-8 FRT R30BP122-27 RR 27" STEER-LOW PRES BRKS.-19.31:1	(844B) (1044B)
		N-L-522/4	13-483.9 CUMMINS	N-3WG-100 ZF SPEC 4651 033 004	13-SPICER PS7036 070BP141-6 FRT 070BP141-5 RR 35" STEER-HIGH PRES. BRKS.-22.52:1	(6K w/5C YOKES) (644 w/6C YOKES)
		P-L-622/4	14-48T3.9 CUMMINS	P-4WG-100 ZF SPEC 4651 004 017	14-SPICER PS1350 (FUNK) R30BP121-4 FRT R30BP122-7 RR 27" STEER-LOW PRES. BRKS.-19.31:1	(1044) (844) (644)
		O-L-824	15-3708T CAI	Q-3WG-100 ZF SPEC 4651 033 004		
		R-1044B	16-4039T DEERE	R-2263R FUNK SPEC Y214686A		
		S-6K (600)				
		T-2044B				
		U-644				

## GENERAL INFORMATION

## INDEX OF ABBREVIATIONS

[illegible][illegible]

\_\_\_\_\_

R. > > > > > > > > > > > > > > > > Rear  
R.F. > > > > > > > > > > > > Right Front  
R.R. > > > > > > > > > > > > Right Rear  
RD. > > > > > > > > > > > > Round  
REF. > > > > > > > > > > > > Reference  
REG. > > > > > > > > > > > > Regulator  
REPL. > > > > > > > > > > > > Replace  
RH > > > > > > > > > > > > Right Hand  
RPR. > > > > > > > > > > > > Repair  
S.P.D.T. > > > > > Single Throw, Dual Throw  
S.P.S.T. > > > > > Single Pole, Single Throw  
S/N > > > > > > > > > > > Serial Number  
SAE > > > Society of Automotive Engineers  
SUSP. > > > > > > > > > > > Suspension  
SW. > > > > > > > > > > > > Switch  
SYS. > > > > > > > > > > > > System  
TEMP. > > > > > > > > > > > Temperature  
TRANS. > > > > > > > > > > > Transmission  
U > > > > > > > > > > > > Universal  
VENT > > > > > > > > > > > Ventilation  
W.B. > > > > > > > > > > > Wheel Base  
W/ > > > > > > > > > > > > With  
W/O > > > > > > > > > > > Without

# TABLE OF CONTENTS

<u>Title</u>	<u>Page</u>	<u>Title</u>	<u>Page</u>
GENERAL INFORMATION.....	A	Starter Assembly — Chrysler 225.....	1-98
Drive Train Assembly — Chrysler.....	1-2	Clark Transmission .....	1-100
Throttle Assembly — Chrysler.....	1-6	Funk Transmission.....	1-116
Radiator & Trans. Oil Cooler Assembly — Chrysler.....	1-8	Funk Transmission.....	1-118
Air Cleaner Assembly — Chrysler.....	1-10	Helical Gear Drive Assembly .....	1-152
Exhaust Assembly — Chrysler.....	1-12	ZF 3-Speed Transmission .....	1-154
Drive Train Assembly — Perkins/Clark.....	1-14	Cat 3-Speed Transmission.....	1-196
Drive Train Assembly — Perkins/Funk.....	1-18	Cat High/Low 3-Speed Transmission .....	1-222
Throttle Assembly — Perkins.....	1-22	PS-1200 Axle Assembly—Front.....	1-248
Radiator & Trans. Oil Cooler Assembly — Perkins .....	1-24	PS-1200 Axle Assembly—Rear .....	1-256
Air Cleaner Assembly — Perkins.....	1-26	Drum Brake Assembly (PS-1200 Axle) .....	1-264
Exhaust Assembly — Perkins.....	1-28	Steering Cylinder Assembly (PS-1200 Axle) ..	1-268
Drive Train Assembly — Deere/Clark.....	1-30	Steering Cylinder Assembly (PS-1200 Axle) ..	1-270
Drive Train Assembly — Deere/Funk .....	1-34	PS-1200 Axle Assembly w/ No-Spin Diff. ....	1-272
Drive Train Assembly — Deere Turbo/ZF.....	1-46	PS-1200 Axle Assembly w/ Std. Diff.....	1-280
Drive Train Assembly — Deere/ZF.....	1-50	Hyd. Disc Brake Assembly (PS-1200 Axle) ...	1-288
Throttle Assembly — Deere.....	1-54	Mech. Disc Brake Assembly (PS-1200 Axle) .....	1-290
Radiator & Trans. Oil Cooler Assembly — Deere.....	1-56	PS-1200 Axle Assembly—Front.....	1-292
Air Cleaner Assembly — Deere.....	1-60	PS-1200 Axle Assembly—Rear .....	1-298
Exhaust Assembly — Deere.....	1-64	Carrier Assembly w/ No-Spin Diff. (PS-1200 Axle) .....	1-304
Drive Train Assembly — Deutz/Clark.....	1-68	Carrier Assembly w/ Std. Diff. (PS-1200 Axle) .....	1-306
Drive Train Assembly — Deutz/Funk .....	1-72	Hyd. Disc Brake Assembly (PS-1200 Axle) ...	1-308
Throttle Assembly — Deutz.....	1-80	Mech. Disc Brake Assembly (PS-1200 Axle) .....	1-310
Transmission Oil Cooler Assembly — Deutz ...	1-82	Wet Disc Brake Assembly (PS-1200 Axle)....	1-312
Air Cleaner Assembly — Deutz.....	1-84	No-Spin Differential Assembly (PS-1200 Axle) .....	1-314
External Engine Components — Chrysler 225... 1-86		Wheel End Assembly (PS-1200 Axle) .....	1-316
Internal Engine Components — Chrysler 225 ... 1-90		No-Spin Differential Assembly (PS-1200 Axle) .....	1-320
Distributor Assembly — Chrysler 225.....	1-94		
Alternator Assembly — Chrysler 225 .....	1-96		

# TABLE OF CONTENTS

<u>Title</u>	<u>Page</u>	<u>Title</u>	<u>Page</u>
Wheel End Assembly (PS-1200 Axle) . . . . .	1-322	Service Brake Assembly (Disc) . . . . .	6-6
Planetary Gear Assembly (PS-1200 Axle) . . . . .	1-324	Service Brake Assembly (Wet Disc) . . . . .	6-8
Differential Lock Assembly (PS-1200 Axle) . . . . .	1-326	Service Brake Assembly (Wheel End Wet Disc) . . . . .	6-10
Spicer Axle (P31259–Rear/P31260–Front) . . . . .	1-328	Hyd. Service Brake Assy. (Wheel End Wet Disc) . . . . .	6-14
Main Frame Assembly . . . . .	2-2	Hydraulic Service Brake Assembly . . . . .	6-18
Operators Platform Assembly . . . . .	2-10	Parking Brake Assembly . . . . .	6-26
Instrument Panel Assembly . . . . .	2-12	Hydraulic Parking Brake Assembly . . . . .	6-30
Telescopic Boom Assembly . . . . .	3-2	Electrical Assembly (Chrysler) . . . . .	7-2
Hose Reel & Cable Assembly . . . . .	3-6	Electrical Assembly (Perkins/Clark) . . . . .	7-6
Transfer Carriage Assembly . . . . .	3-10	Electrical Assembly (Perkins/Funk) . . . . .	7-10
Hoist – Transfer Hydraulics Assembly . . . . .	4-2	Electrical Assembly (Deere/Clark) . . . . .	7-14
Upper Hydraulic Assembly . . . . .	4-4	Electrical Assembly (Deere/Funk) . . . . .	7-18
Boom Hydraulics Assembly . . . . .	4-28	Electrical Assembly (Deere) . . . . .	7-22
Hoist Cylinder Assembly . . . . .	4-30	Instrument Panel Electrical Assembly (Deere) . . . . .	7-36
Boom Extension Cylinder Assembly . . . . .	4-36	Electrical Assembly (Deutz/Clark) . . . . .	7-40
Rear Carriage Tilt Cylinder Assembly . . . . .	4-42	Electrical Assembly (Deutz/Funk) . . . . .	7-44
Front Carriage Tilt Cylinder Assembly . . . . .	4-46	Electrical Assembly (Deutz) . . . . .	7-48
Transfer Cylinder Assembly . . . . .	4-50	Decals . . . . .	8-2
Lower Hydraulic Assembly . . . . .	5-2	Cab Assembly . . . . .	8-6
Joystick Control Hydraulics Assembly . . . . .	5-40	Cab Heater Assembly, Hot Water . . . . .	8-10
Joystick Assembly (Monsoon) . . . . .	5-42	Cab Heater Assembly, Diesel Fuel . . . . .	8-12
Joystick Assembly (Vickers) . . . . .	5-52	Roadway Lighting Kit Assembly . . . . .	8-14
Joystick Handle Assembly (Vickers) . . . . .	5-54	Work Light Kit Assembly . . . . .	8-16
Frame Hydraulics Assembly . . . . .	5-60	Load Sensing System Assembly . . . . .	8-18
Test Port Hydraulics Assembly . . . . .	5-64	Load Sensor Assembly . . . . .	8-20
Hydraulic Steering Assembly . . . . .	5-70	Winch Assembly . . . . .	8-22
Hydraulic Steering and Diff. Lock Assembly . . . . .	5-72	Side Panel Assembly . . . . .	8-24
Boom Joystick Control Assembly . . . . .	5-80	Tire and Wheel Assemblies . . . . .	8-26
Four Spool Control Handle Assembly . . . . .	5-84	Fender Assembly . . . . .	8-28
Frame Tilt Cylinder Assembly . . . . .	5-86	50” Standard Carriage Assembly . . . . .	9-2
Service Brake Assembly (Drum) . . . . .	6-2		



# TABLE OF CONTENTS

<u>Title</u>	<u>Page</u>	<u>Title</u>	<u>Page</u>
74" Framer's Carriage Assembly . . . . .	9-4		
50" Standard Tilting Carriage Assembly . . . . .	9-6		
74" Framer's Tilting Carriage Assembly . . . . .	9-8		
Tilting Carriage Cylinder Assembly . . . . .	9-10		
Side Shift Carriage Assembly . . . . .	9-14		
Side Shift Cylinder Assembly . . . . .	9-16		
NUMERICAL INDEX . . . . .	I		



# TABLE OF CONTENTS

<u>Group</u>	<u>Page</u>	<u>Group</u>	<u>Page</u>
INDEX .....	iii	Clark Transmission .....	100
Drive Train Assembly — Chrysler .....	2	Funk Transmission .....	116
Throttle Assembly — Chrysler .....	6	Funk Transmission .....	118
Radiator & Trans. Oil Cooler Assembly — Chrysler .....	8	Helical Gear Drive Assembly .....	152
Air Cleaner Assembly — Chrysler .....	10	ZF 3-Speed Transmission .....	154
Exhaust Assembly — Chrysler .....	12	Cat 3-Speed Transmission .....	196
Drive Train Assembly — Perkins/Clark .....	14	Cat High/Low 3-Speed Transmission .....	222
Drive Train Assembly — Perkins/Funk .....	18	PS-1200 Axle Assembly—Front .....	248
Throttle Assembly — Perkins .....	22	PS-1200 Axle Assembly—Rear .....	256
Radiator & Trans. Oil Cooler Assembly — Perkins .....	24	Drum Brake Assembly (PS-1200 Axle) .....	264
Air Cleaner Assembly — Perkins .....	26	Steering Cylinder Assembly (PS-1200 Axle) ....	268
Exhaust Assembly — Perkins .....	28	Steering Cylinder Assembly (PS-1200 Axle) ....	270
Drive Train Assembly — Deere/Clark .....	30	PS-1200 Axle Assembly w/ No-Spin Diff. ....	272
Drive Train Assembly — Deere/Funk .....	34	PS-1200 Axle Assembly w/ Std. Diff. ....	280
Drive Train Assembly — Deere Turbo/ZF .....	46	Hyd. Disc Brake Assembly (PS-1200 Axle) ....	288
Drive Train Assembly — Deere/ZF .....	50	Mech. Disc Brake Assembly (PS-1200 Axle) ....	290
Throttle Assembly — Deere .....	54	PS-1200 Axle Assembly—Front .....	292
Radiator & Trans. Oil Cooler Assembly — Deere ..	56	PS-1200 Axle Assembly—Rear .....	298
Air Cleaner Assembly — Deere .....	60	Carrier Assembly w/ No-Spin Diff. (PS-1200 Axle) .....	304
Exhaust Assembly — Deere .....	64	Carrier Assembly w/ Std. Diff. (PS-1200 Axle) ..	306
Drive Train Assembly — Deutz/Clark .....	68	Hyd. Disc Brake Assembly (PS-1200 Axle) ....	308
Drive Train Assembly — Deutz/Funk .....	72	Mech. Disc Brake Assembly (PS-1200 Axle) ....	310
Throttle Assembly — Deutz .....	80	Wet Disc Brake Assembly (PS-1200 Axle) .....	312
Transmission Oil Cooler Assembly — Deutz ....	82	No-Spin Differential Assembly (PS-1200 Axle) ..	314
Air Cleaner Assembly — Deutz .....	84	Wheel End Assembly (PS-1200 Axle) .....	316
External Engine Components — Chrysler 225 ....	86	No-Spin Differential Assembly (PS-1200 Axle) ..	320
Internal Engine Components — Chrysler 225 ....	90	Wheel End Assembly (PS-1200 Axle) .....	322
Distributor Assembly — Chrysler 225 .....	94	Planetary Gear Assembly (PS-1200 Axle) .....	324
Alternator Assembly — Chrysler 225 .....	96	Differential Lock Assembly (PS-1200 Axle) ....	326
Starter Assembly — Chrysler 225 .....	98	Spicer Axle (P31259—Rear/P31260—Front) .....	328

# TABLE OF CONTENTS

# INDEX

<u>Title</u>	<u>Page</u>	<u>Title</u>	<u>Page</u>
Air Cleaner Assembly — Chrysler . . . . .	10	Differential Lock Assembly (PS-1200 Axle) . . . . .	326
Filter Element . . . . .	10	Distributor Assembly — Chrysler 225 . . . . .	94
Air Cleaner Assembly — Deere . . . . .	60, 62	Cap . . . . .	94
Filter Element . . . . .	60	Rotor . . . . .	94
Filter Element, Primary . . . . .	62	Drive Train Assembly — Chrysler . . . . .	2
Filter Element, Safety . . . . .	62	Filter, Engine Oil . . . . .	4
Air Cleaner Assembly — Deutz . . . . .	84	Filter, Fuel . . . . .	4
Filter Element . . . . .	84	Filter, Transmission . . . . .	4
Pre-Cleaner . . . . .	84	Hose, Radiator . . . . .	2
Air Cleaner Assembly — Perkins . . . . .	26	Hose, Transmission Cooler . . . . .	2
Filter Element . . . . .	26	Lug Nut, Wheel . . . . .	2
Alternator Assembly — Chrysler 225 . . . . .	96	Mount, Engine . . . . .	2
Carrier Assembly w/ No-Spin Diff. (PS-1200 Axle) . . . . .	304	Mount, Transmission . . . . .	2
Carrier Assembly w/ Std. Diff. (PS-1200 Axle) . . . . .	306	Rim, Wheel . . . . .	2
Cat High/Low 3-Speed Transmission . . . . .	222	U-Joint . . . . .	2
Case Assembly . . . . .	232	Drive Train Assembly — Deere Turbo/ZF . . . . .	46
Flexible Coupling Assembly . . . . .	228	Filter, Engine Oil . . . . .	48
Forward Low & High Clutch Assembly . . . . .	222	Filter, Fuel . . . . .	48
Gear Pump Assembly . . . . .	236	Filter, Transmission . . . . .	46
Gear Pump Assembly — Basic . . . . .	238	Hose, Radiator . . . . .	46
Hydraulic Control Assembly . . . . .	240	Hose, Transmission Cooler . . . . .	46
Output Assembly . . . . .	246	Lug Nut, Wheel . . . . .	46
Pump Assembly . . . . .	230	Mount, Engine . . . . .	46
Reverse & 2nd Clutch Assembly . . . . .	224	Mount, Transmission . . . . .	46
Selector & Press. Control Valve Assembly . . . . .	244	Rim, Wheel . . . . .	46
Unit Test Valve Assembly . . . . .	242	U-Joint . . . . .	46
1st & 3rd Clutch Assembly . . . . .	226	Drive Train Assembly — Deere/Clark . . . . .	30
Cat 3-Speed Transmission . . . . .	196	Filter, Engine Oil . . . . .	32
Case Assembly . . . . .	206	Filter, Fuel . . . . .	32
Flexible Coupling Assembly . . . . .	202	Filter, Transmission . . . . .	32
Forward Clutch Assembly . . . . .	196	Hose, Radiator . . . . .	30
Gear Pump Assembly . . . . .	210	Hose, Transmission Cooler . . . . .	30
Gear Pump Assembly — Basic . . . . .	212	Lug Nut, Wheel . . . . .	30
Hydraulic Control Assembly . . . . .	214	Mount, Engine . . . . .	30
Output Assembly . . . . .	220	Mount, Transmission . . . . .	30
Pump Assembly . . . . .	204	Rim, Wheel . . . . .	30
Reverse & 2nd Clutch Assembly . . . . .	198	U-Joint . . . . .	30
Selector & Press. Control Valve Assembly . . . . .	218	Drive Train Assembly — Deere/Funk . . . . .	34, 38, 42
Unit Test Valve Assembly . . . . .	216	Filter, Engine Oil . . . . .	40, 44
1st & 3rd Clutch Assembly . . . . .	200	Filter, Fuel . . . . .	40, 44
Clark Transmission . . . . .	100	Filter, Transmission . . . . .	34, 38, 42
Clutch Group Assembly . . . . .	110	Hose, Radiator . . . . .	34, 38, 42
Clutch & Gear Group Assembly . . . . .	106	Hose, Transmission Cooler . . . . .	34, 38, 42
Control Valve Assembly . . . . .	112	Lug Nut, Wheel . . . . .	38, 42
Converter & Transmission Case Assembly . . . . .	100	Mount, Engine . . . . .	34, 38, 42
Impeller & Driveplate Assembly . . . . .	102	Mount, Transmission . . . . .	34, 36, 38, 40, 42, 44
Parking Brake Assembly . . . . .	114	Rim, Wheel . . . . .	34, 38, 42
		U-Joint . . . . .	34, 38, 42

## INDEX

<u>Title</u>	<u>Page</u>	<u>Title</u>	<u>Page</u>
Drive Train Assembly — Deere/ZF . . . . .	50	Drive Train Assembly — Perkins/Funk. . . . .	18
Filter, Engine Oil . . . . .	52	Filter, Engine Oil . . . . .	20
Filter, Fuel . . . . .	52	Filter, Fuel . . . . .	20
Filter, Transmission . . . . .	50	Filter, Transmission . . . . .	18
Hose, Radiator . . . . .	50	Hose, Radiator . . . . .	18
Hose, Transmission Cooler . . . . .	50	Hose, Transmission Cooler . . . . .	18
Lug Nut, Wheel . . . . .	50	Lug Nut, Wheel . . . . .	18
Mount, Engine . . . . .	50	Mount, Engine . . . . .	18
Mount, Transmission . . . . .	50	Mount, Transmission . . . . .	18
Rim, Wheel . . . . .	50	Rim, Wheel . . . . .	18
U-Joint . . . . .	50	U-Joint . . . . .	18
Drive Train Assembly — Deutz/Clark . . . . .	68	Drum Brake Assembly (PS-1200 Axle) . . . . .	264
Filter, Engine Oil . . . . .	70	Kit, Brake Lining . . . . .	264
Filter, Fuel . . . . .	70	Exhaust Assembly — Chrysler . . . . .	12
Filter, Transmission . . . . .	70	Exhaust Pipe . . . . .	12
Hose, Transmission Cooler . . . . .	68	Gasket, Exhaust Flange . . . . .	12
Lug Nut, Wheel . . . . .	68	Hanger, Exhaust . . . . .	12
Mount, Engine . . . . .	68	Muffler . . . . .	12
Mount, Transmission . . . . .	68, 70	Tail Pipe . . . . .	12
Rim, Wheel . . . . .	68	Exhaust Assembly — Deere . . . . .	64, 66
U-Joint, Tapped Hole . . . . .	68	Gasket, Manifold . . . . .	64, 66
U-Joint, Thru Hole . . . . .	68	Gasket, Muffler . . . . .	64, 66
Drive Train Assembly — Deutz/Funk . . . . .	72, 76	Hanger, Tail Pipe . . . . .	64
Exhaust Pipe, Tail . . . . .	72, 76	Muffler . . . . .	64, 66
Filter, Engine Oil . . . . .	74, 78	Rubber Mount . . . . .	66
Filter, Fuel . . . . .	74, 78	Tail Pipe . . . . .	64, 66
Filter, Transmission . . . . .	72, 76	Exhaust Assembly — Perkins . . . . .	28
Hose, Transmission Cooler . . . . .	72, 76	Exhaust Pipe . . . . .	28
Lug Nut, Wheel . . . . .	72, 76	Gasket, Exhaust Flange . . . . .	28
Mount, Engine . . . . .	72, 76	Hanger, Exhaust . . . . .	28
Mount, Transmission . . . . .	72, 74, 76	Muffler . . . . .	28
Rim, Wheel . . . . .	72, 76	Tail Pipe . . . . .	28
U-Joint . . . . .	72, 72, 76	External Engine Components — Chrysler 225 . . . . .	86
Drive Train Assembly — Perkins/Clark . . . . .	14	Belt, Fan . . . . .	86
Filter, Engine Oil . . . . .	16	Carburetor . . . . .	86
Filter, Fuel . . . . .	16	Filter, Fuel . . . . .	88
Filter, Transmission . . . . .	16	Filter, Oil . . . . .	86
Hose, Radiator . . . . .	14	Gasket, Valve Cover . . . . .	86
Hose, Transmission Cooler . . . . .	14	Gasket, Water Pump . . . . .	86
Lug Nut, Wheel . . . . .	14	Pump, Water . . . . .	86
Mount, Engine . . . . .	14	Spark Plug . . . . .	88
Mount, Transmission . . . . .	14, 16	Thermostat . . . . .	86
Rim, Wheel . . . . .	14	Voltage Regulator . . . . .	86
U-Joint . . . . .	14		

## INDEX

<u>Title</u>	<u>Page</u>	<u>Title</u>	<u>Page</u>
Funk Transmission . . . . .	116	PS-1200 Axle Assembly—Front . . . . .	248, 292
Converter Assembly . . . . .	122, 124, 126	Bearing, Needle . . . . .	252, 294
Drive Plate Assembly . . . . .	146	Kit, Steering Cylinder Seal . . . . .	296
Front Cover Assembly . . . . .	116	Lug Nut, Wheel . . . . .	252, 294
Output Assembly . . . . .	140	Seal, Oil . . . . .	252, 292
Output Retainer Assembly . . . . .	142	Socket Assembly . . . . .	254, 294
Parking Brake Caliper Assembly . . . . .	150	Stud, Wheel . . . . .	252, 294
Pump Assembly . . . . .	132, 134, 136	U-Joint . . . . .	250, 292
Rear Cover Assembly . . . . .	120	Washer, Spacer . . . . .	252, 294
Remote Filter Assembly . . . . .	148	PS-1200 Axle Assembly—Rear . . . . .	256, 298
Valve Assembly . . . . .	138	Bearing, Needle . . . . .	260, 300
Yoke Assembly . . . . .	144	Kit, Steering Cylinder Seal . . . . .	302
1st Stage Clutch Assembly . . . . .	128	Lug Nut, Wheel . . . . .	260, 300
2nd Stage Clutch Assembly . . . . .	130	Seal, Oil . . . . .	260, 298
Helical Gear Drive Assembly . . . . .	152	Socket Assembly . . . . .	262, 300
Hyd. Disc Brake Assembly (PS-1200 Axle) . . . . .	288, 308	Stud, Wheel . . . . .	260, 300
Pad, Brake . . . . .	288, 308	Tie Rod End . . . . .	300
Internal Engine Components — Chrysler 225 . . . . .	90	U-Joint . . . . .	258, 298
Mech. Disc Brake Assembly (PS-1200 Axle) . . . . .	290, 310	Washer, Spacer . . . . .	260, 300
Kit, Brake Pad . . . . .	310	Radiator & Trans. Oil Cooler Assembly — Chrysler . . . . .	8
Pad, Brake . . . . .	290	Cap, Radiator . . . . .	8
No-Spin Differential Assembly		Radiator & Trans. Oil Cooler	
(PS-1200 Axle) . . . . .	314, 320	Assembly — Deere . . . . .	56, 58
Socket Assembly . . . . .	320	Cap, Radiator . . . . .	56, 58
Planetary Gear Assembly (PS-1200 Axle) . . . . .	324	Radiator & Trans. Oil Cooler Assembly — Perkins . . . . .	24
Bearing, Needle . . . . .	324	Cap, Radiator . . . . .	24
Kit, Disc Replacement . . . . .	324	Spicer Axle (P31259—Rear/P31260—Front) . . . . .	328
Lug Nut, Wheel . . . . .	324	Axle Steering Joints . . . . .	332
Seal, Oil . . . . .	324	Carrier Assembly . . . . .	328
Stud, Wheel . . . . .	324	Drive Flange . . . . .	334
Washer, Keyed . . . . .	324	Steering Cylinder Assembly . . . . .	342
PS-1200 Axle Assembly w/ No-Spin Diff. . . . .	272	Tie Rod & Steering Cylinder . . . . .	340
Bearing, Needle . . . . .	278	Wet Disc Brake Wheel End	
Lug Nut, Wheel . . . . .	276	(High Press. Brakes) . . . . .	338
Seal, Oil . . . . .	276	Wet Disc Brake Wheel End	
Socket Assembly . . . . .	278	(Low Press. Brakes) . . . . .	336
Stud, Wheel . . . . .	276	Starter Assembly — Chrysler 225 . . . . .	98
U-Joint . . . . .	276	Clutch . . . . .	98
Washer, Spacer . . . . .	278	Solenoid Pkg. . . . .	98
PS-1200 Axle Assembly w/ Std. Diff. . . . .	280	Steering Cylinder Assembly (PS-1200 Axle) . . . . .	268, 270
Bearing, Needle . . . . .	286	Kit, Seal . . . . .	270
Lug Nut, Wheel . . . . .	284	Kit, Seal . . . . .	268
Seal, Oil . . . . .	284		
Socket Assembly . . . . .	286		
Stud, Wheel . . . . .	284		
U-Joint . . . . .	284		
Washer, Spacer . . . . .	286		

**INDEX**

<u>Title</u>	<u>Page</u>	<u>Title</u>	<u>Page</u>
Throttle Assembly — Chrysler . . . . .	6	ZF 3-Speed Transmission . . . . .	154
Bellows . . . . .	6	Brake . . . . .	182
Boot, Guard . . . . .	6	Clutch Pack, Forward, 1st Gear . . . . .	162
Cable, Throttle . . . . .	6	Clutch Pack, Reverse, 2nd Gear . . . . .	168
Kit, Clevis . . . . .	6	Clutch Pack, 3rd Gear . . . . .	174
Pedal, Accelerator . . . . .	6	Converter and Engine Connection . . . . .	154
Throttle Assembly — Deere . . . . .	54	Gearbox Housing . . . . .	160
Bellows . . . . .	54	Gearshift System . . . . .	186
Boot, Guard . . . . .	54	Gearshift Valve . . . . .	188
Cable, Throttle . . . . .	54	Input . . . . .	158
Kit, Clevis . . . . .	54	Oil Pipes and Dipstick . . . . .	194
Pedal, Accelerator . . . . .	54	Output . . . . .	180
Throttle Assembly — Deutz . . . . .	80	Power Take Off and Filter . . . . .	184
Bellows . . . . .	80	Pressure Oil Pump . . . . .	156
Boot, Guard . . . . .	80	Pressure Reg. and Inductive Trans. . . . .	192
Cable, Throttle . . . . .	80		
Kit, Clevis . . . . .	80		
Pedal, Accelerator . . . . .	80		
Throttle Assembly — Perkins . . . . .	22		
Bellows . . . . .	22		
Boot, Guard . . . . .	22		
Cable, Throttle . . . . .	22		
Kit, Clevis . . . . .	22		
Pedal, Accelerator . . . . .	22		
Transmission Oil Cooler Assembly — Deutz . . . . .	82		
Wet Disc Brake Assembly (PS-1200 Axle) . . . . .	312		
Kit, Seal . . . . .	312		
Wheel End Assembly (PS-1200 Axle) . . . . .	316, 322		
Bearing, Needle . . . . .	316		
Kit, Seal . . . . .	316		
Kit, Steering Cylinder Seal . . . . .	322		
Lug Nut, Wheel . . . . .	316		
Socket Assembly . . . . .	316, 322		
Stud, Wheel . . . . .	316		
Tie Rod End . . . . .	316, 322		
U-Joint . . . . .	316		
Washer, Special . . . . .	316		





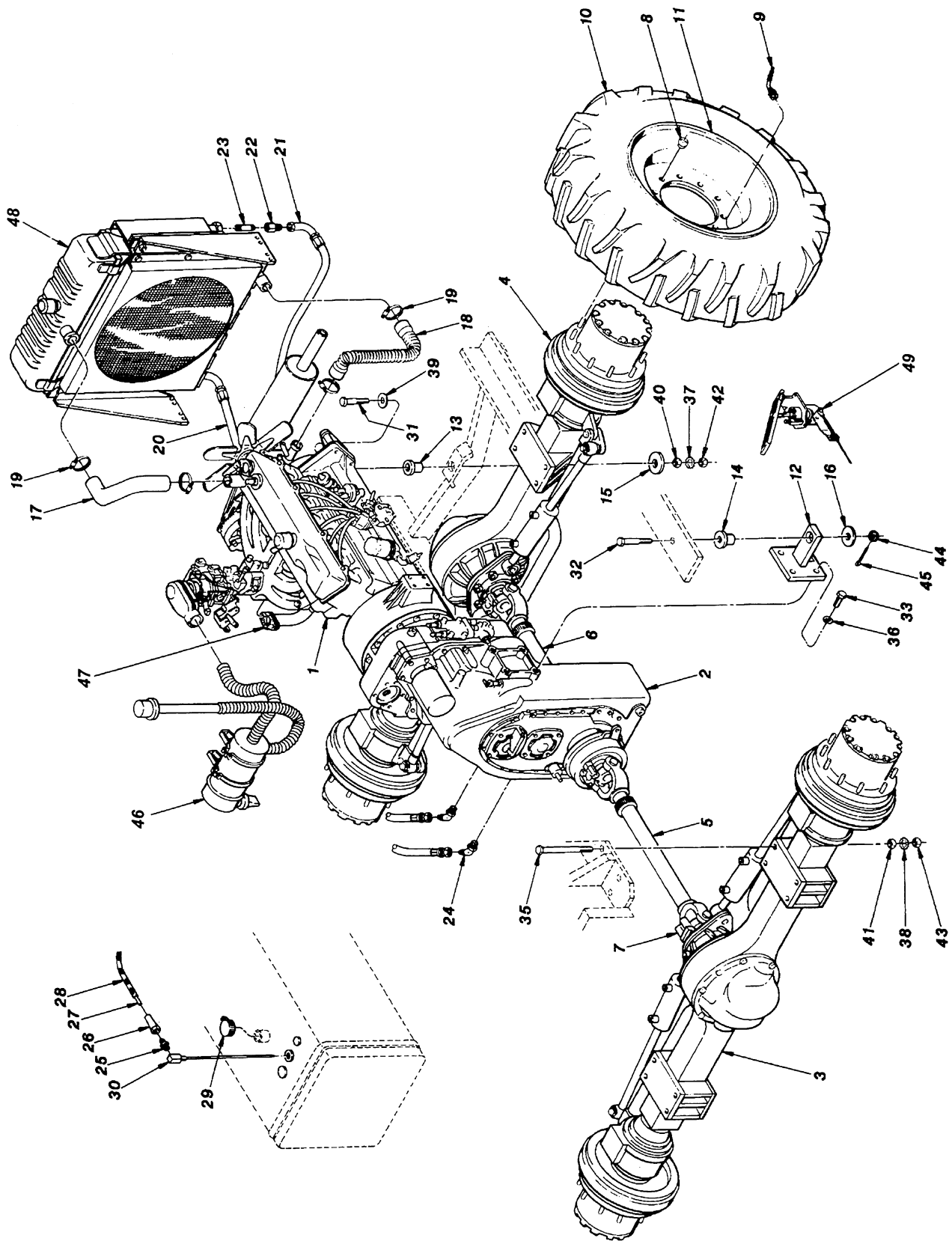


Figure 18351

**18351 (1 of 2)**

ITEM	PART NO.	DESCRIPTION	QTY.	SERIAL NO.	REMARKS
1	15247C	Engine, Chrysler	1	.....	225 C.I.D. Slant 6 Cyl.
NI	P21735	Stub Engine	—	.....	
NI	P21736	Accessories	—	.....	
2	P19867	Transmission, Clark	1	.....	with Parking Brake
	P19900	Transmission, Clark	—	.....	w/o Parking Brake
3	P18009	Axle	1	.....	Front - Drum Brakes
	P21735	Axle	—	533 —	Front - Disc Brakes
	P18068	Axle	—	101 — 532	Front - Disc Brakes
4	P18010	Axle	1	533 —	Rear - Drum Brakes
	P21736	Axle	—	101 — 532	Rear - Disc Brakes
	P18069	Axle	—	.....	Rear - Disc Brakes
5	P20417	Shaft, Drive	1	.....	Front - w/Drum Brake
	P21676	Shaft, Drive	—	524 —	Front - w/Disc Brake
	19197B	Shaft, Drive	—	101 — 523	Front - w/Disc Brake
6	P20418	Shaft, Drive	1	.....	Rear - w/Drum Brake
	P21678	Shaft, Drive	—	.....	Rear - w/Disc Brake
NI	P17734	U-Joint	—	.....	Tapped Hole
	P18749	U-Joint	—	.....	Thru Hole
8	P13894	Lug Nut, Wheel	—	.....	
9	P13673	Valve Stem	4	.....	
10	P13020	Tire	4	.....	12.00 x 24 8 PLY
	P11688	Tire	—	.....	13.00 x 24 8 PLY
	P19043	Tire	—	.....	13.00 x 24 12 PLY
	P16443	Tire	—	.....	13.00 x 24 12 PLY Steelguard
NI	P21570	Tube	—	.....	13.00 x 24
11	12749C	Rim, Wheel	4	.....	
NI	P16439	Lock Ring	—	.....	
NI	P16441	O-Ring	—	.....	
NI	P17260	Flange	—	.....	
12	18647B	Mount, Transmission	2	338 —	
	18221B	Mount, Transmission	—	101 — 337	
13	P18180	Mount, Engine	1	.....	Rubber
14	P18181	Mount, Transmission	2	.....	Rubber
15	P20396	Snubbing Washer, Engine	1	.....	
16	P20395	Snubbing Washer, Transmission	2	.....	
17	P18011	Hose, Radiator	1	.....	Upper
18	P17274	Hose, Radiator	1	.....	Lower
19	P10601	Clamp, Hose	4	.....	Radiator
20	P21348	Hose, Transmission Cooler	1	.....	50" LG.
21	P21351	Hose, Transmission Cooler	1	.....	65" LG.
22	P17791	Adaptor, JIC - Pipe	2	.....	
23	P10819	Nipple, Pipe	2	.....	
24	P19147	45° Elbow, O-Ring	2	.....	
25	P18938	Connector, JIC - Pipe	1	.....	
26	P15311	Flare Nut, Brass	1	.....	
27	N11442	Fuel Line, Copper	1	.....	
28	N11444	Cover, Fuel Line	1	.....	
29	P12182	Fuel Cap	—	.....	
30	P24983	Stand Tube, Fuel	—	.....	

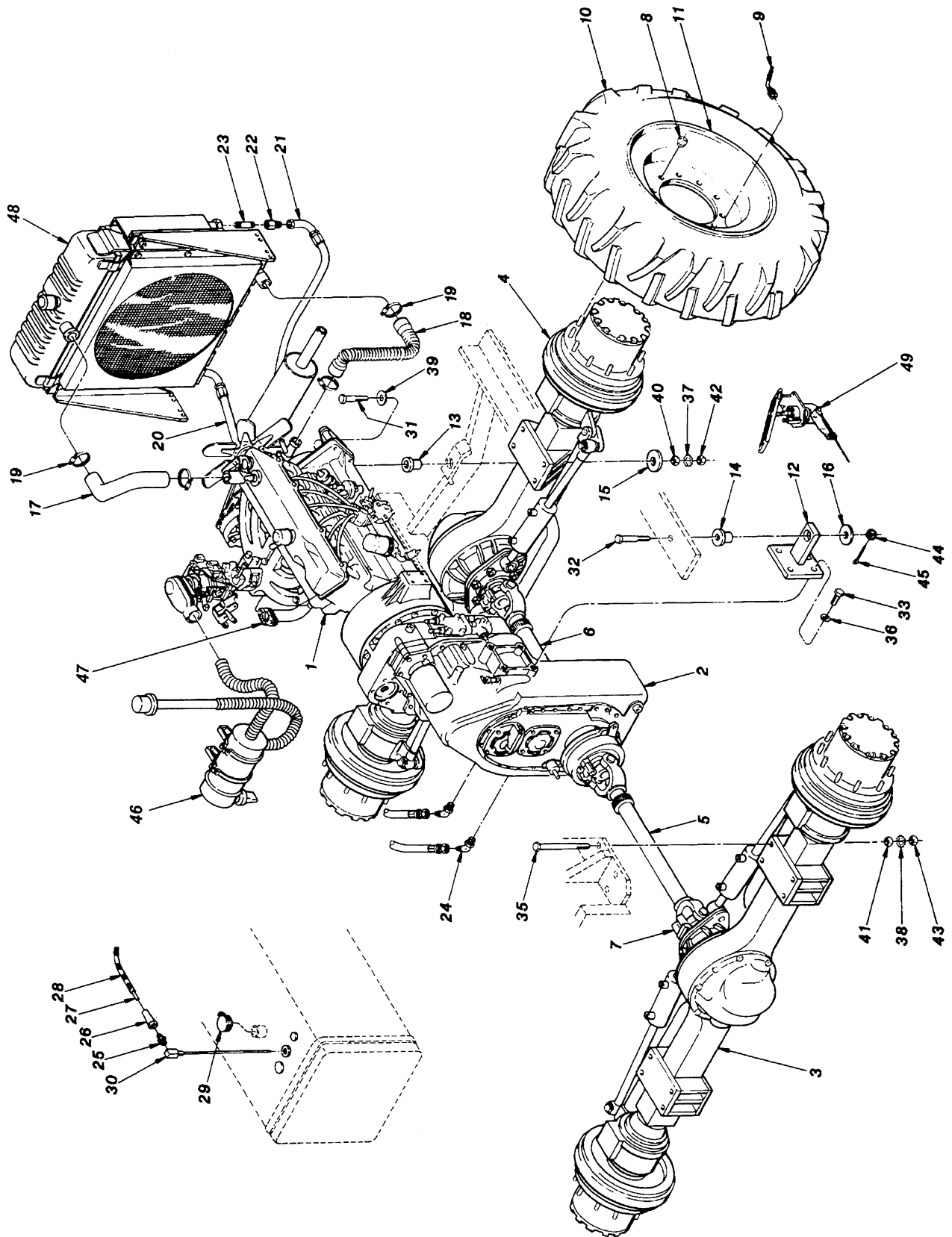


Figure 18351

**18351 (2 of 2)**

ITEM	PART NO.	DESCRIPTION	QTY.	SERIAL NO.	REMARKS
31	P00689	Bolt, Hx.	1	.....	5/8"-18 x 3 1/2"
32	P29099	Bolt, Hx.	2	.....	5/8"-18 x 4 1/2"
33	P00700	Bolt, Hx.	8	.....	3/4"-10 x 1 1/2"
NI	P00791	Bolt, Hx.	8	533 -	3/4"-16 x 7"
	P00781	Bolt, Hx.	-	101 - 532	3/4"-16 x 3"
35	P00791	Bolt, Hx.	8	533 -	3/4"-16 x 7"
	P00793	Bolt, Hx.	8	101 - 532	3/4"-16 x 8"
36	P01315	Lockwasher	8	.....	3/4"
37	P01363	Starwasher	1	.....	5/8"
38	P01364	Starwasher	16	.....	3/4"
39	P01408	Flatwasher	1	.....	5/8"
40	P01535	Nut, Hx.	1	.....	5/8"-18
41	P01536	Nut, Hx.	16	.....	3/4"-16
42	P01585	Jam Nut, Hx.	1	.....	5/8"-18
43	P01586	Jam Nut, Hx.	16	.....	3/4"-16
44	P01635	Castle Nut, Hx.	2	.....	5/8"-18
45	P03838	Cotter Pin	2	.....	1/8"x 1"
46	See Page 1-10	Air Cleaner Assembly	-	.....	
47	See Page 1-12	Exhaust assembly	-	.....	
48	See Page 1-8	Radiator Assembly	-	.....	
49	See Page 1-6	Throttle Assembly	-	.....	
—	P12089	Filter, Engine Oil	-	.....	
—	P15267	Filter, Fuel	-	.....	
—	P19868	Filter, Transmission	-	.....	

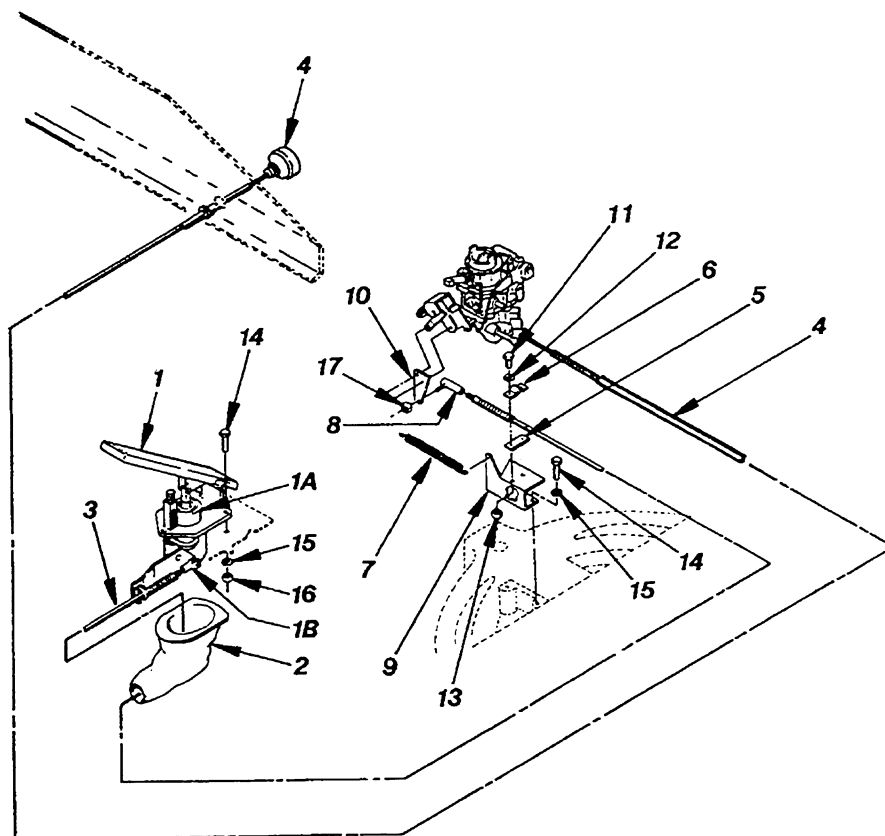


Figure 18368

18368

ITEM	PART NO.	DESCRIPTION	QTY.	SERIAL NO.	REMARKS
1	P19263	Pedal, Accelerator	1	.....	
1A	P20069	Bellows	—	.....	
1B	P20072	Kit, Clevis	—	.....	
2	P19268	Boot, Guard	1	.....	
3	P19264	Cable, Throttle	1	.....	
4	P20078	Cable, Choke	1	.....	
5	P19128	Shim, Clamp	1	.....	
6	P17678	Clamp, Cable	1	.....	
7	P15274	Spring, Throttle	1	.....	
8	P10505	Ball Joint	1	.....	
9	16177A	Mounting Bracket	1	.....	
10	18119A	Link, Throttle	1	.....	
11	P20057	Screw, Rd. Hd.	2	.....	#10-24 x 3/4"
12	P01306	Lockwasher	2	.....	#10
13	P01504	Nut, Hx.	2	.....	#10-24
14	P00005	Bolt, Hx.	5	.....	1/4"-20 x 1"
15	P01308	Lockwasher	5	.....	1/4"
16	P01506	Nut, Hx.	3	.....	1/4"-20
17	P01529	Nut, Hx.	1	.....	1/4"-28

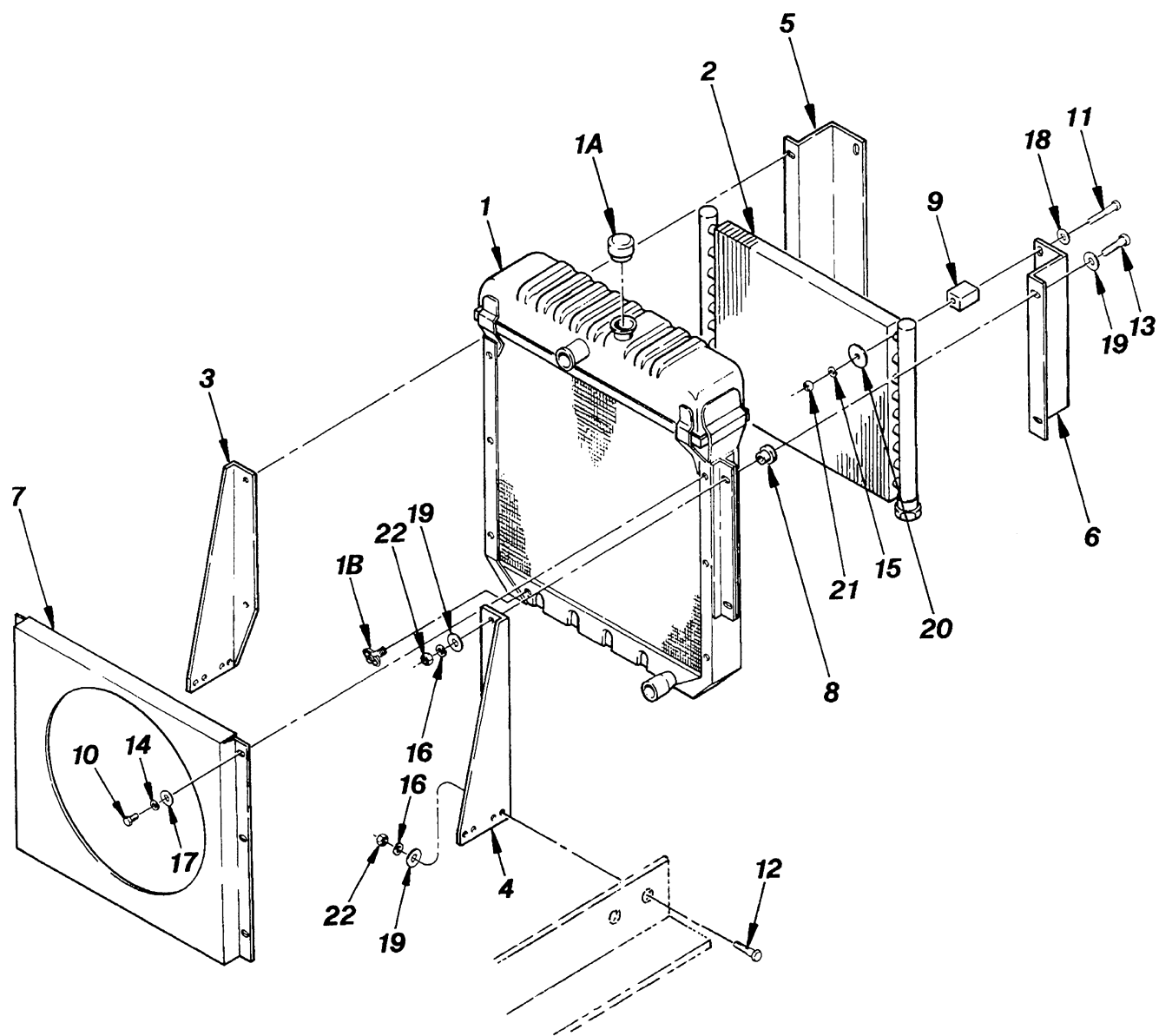


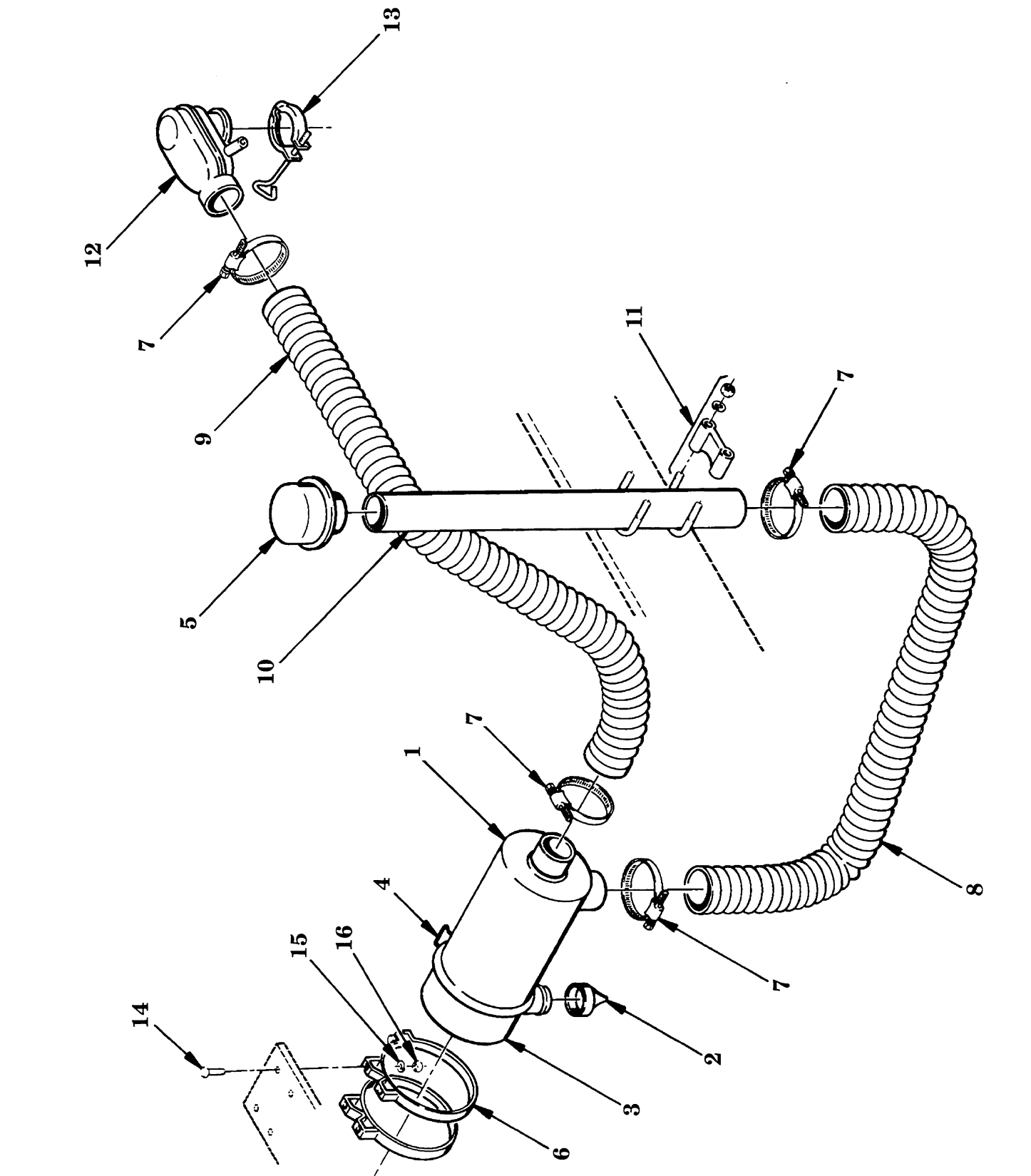
Figure 18371



18371

ITEM	PART NO.	DESCRIPTION	QTY	SERIAL NO.	REMARKS
1	P17876	Radiator	1	.....	
1A	P13544	Cap, Radiator	1	.....	
1B	P16675	Drain Cock	1	.....	
2	P17598	Oil Cooler, Transmission	1	.....	
3	15533C	Bracket, Mounting	1	.....	R.H. - Transmission
4	15534C	Bracket, Mounting	1	.....	L.H. - Transmission
5	15538C	Bracket, Support	1	.....	R.H. - Oil Cooler
6	15539C	Bracket, Support	1	.....	L.H. - Oil Cooler
7	P18013	Fan Shroud	1	.....	
8	P18723	Grommet	4	.....	Rubber
9	P26312	Mounting Block	4	.....	Rubber
10	P00001	Bolt, Hx.	6	.....	1/4"-20 x 1/2"
11	P00111	Bolt, Hx.	4	.....	5/16"-18 x 2 3/4"
12	P00204	Bolt, Hx.	4	.....	3/8"-16 x 1"
13	P00206	Bolt, Hx.	4	.....	3/8"-16 x 1 1/2"
14	P01308	Lockwasher	6	.....	1/4"
15	P01309	Lockwasher	4	.....	5/16"
16	P01310	Lockwasher	8	.....	3/8"
17	P01402	Flatwasher	6	.....	1/4"
18	P01403	Flatwasher	4	.....	5/16"
19	P01404	Flatwasher	12	.....	3/8"
20	P01453	Flatwasher	4	.....	5/16" - Fender
21	P01507	Nut, Hx.	4	.....	5/16"-18
22	P01508	Nut, Hx.	8	.....	3/8"-16

## DRIVE TRAIN



**Figure 18374**

18374

ITEM	PART NO.	DESCRIPTION	QTY	SERIAL NO.	REMARKS
1	P12163	Air Cleaner	1	.....	Includes Items 2 - 4, P17340, P18169, P12179
2	P20342	Vacuator	—	.....	
3	P19727	Vacuator Cup	—	.....	
4	P20499	Clamp, Air Cleaner	—	.....	
NI	P17340	Baffle	—	.....	
NI	P18169	Thumb Screw	—	.....	
NI	P12179	Filter Element	—	.....	
5	P12164	Rain Cap	1	.....	
6	P12165	Mounting Band	2	.....	
7	P10601	Clamp, Hose	4	.....	
8	N12052	Flex - Hose	1	.....	
9	N12054	Flex - Hose	1	.....	
10	18347-14C	Tube, Air Stack	1	.....	
11	P12169	Clamp, Stack Tube	2	.....	
12	P17315	Elbow	—	.....	
13	P17567	Clamp	—	.....	
14	P00204	Bolt, Hx.	4	.....	3/8"-16 x 1"
15	P01310	Lockwasher	4	.....	3/8"
16	P01508	Nut, Hx.	4	.....	3/8"-16

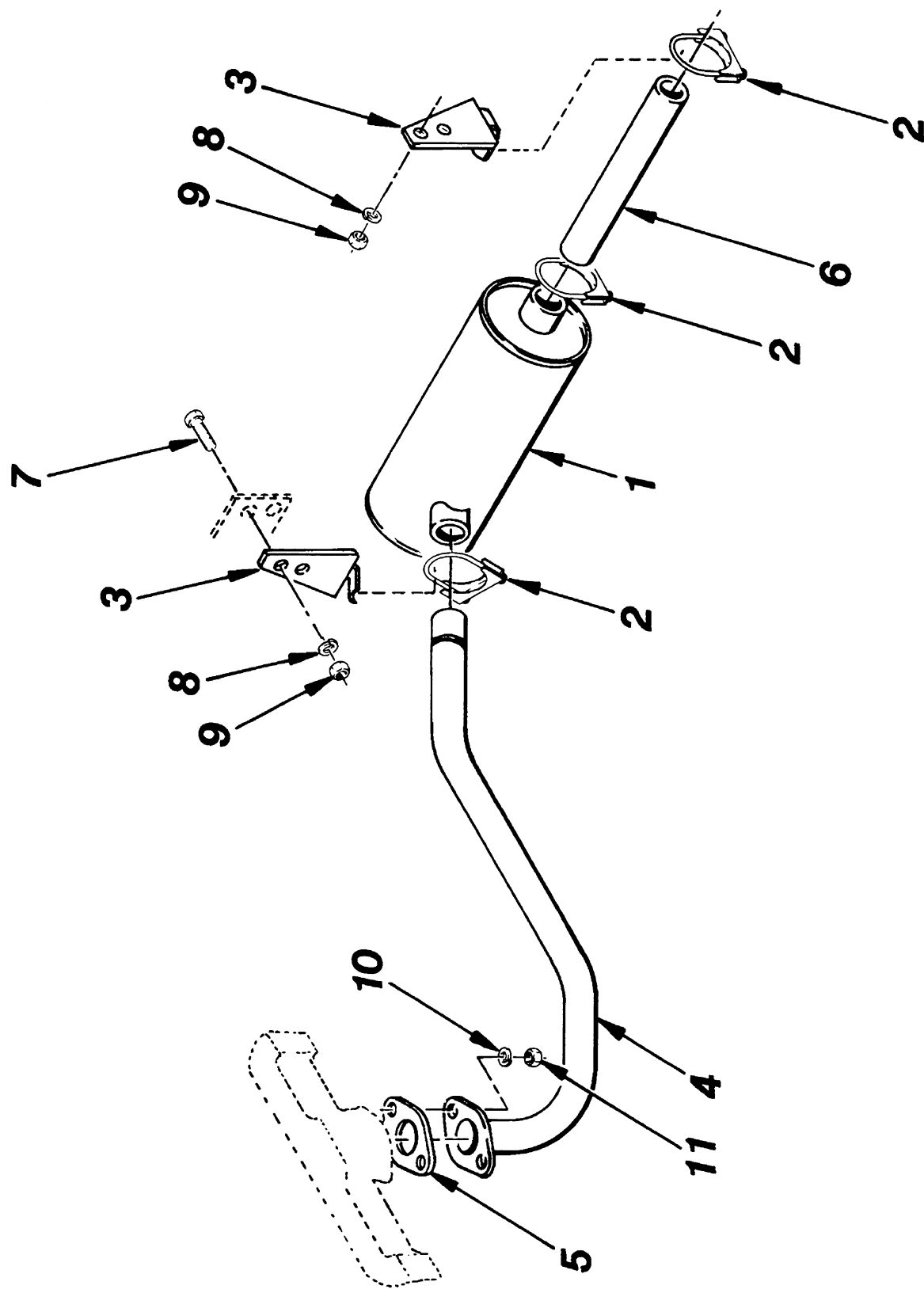


Figure 18377

**18377**

ITEM	PART NO.	DESCRIPTION	QTY.	SERIAL NO.	REMARKS
1	P19871	Muffler	1	.....	
2	P10548	Clamp, Muffler	2	.....	
3	P19280	Hanger, Exhaust	2	.....	
4	16619A	Exhaust Pipe	1	.....	Includes Flange
—	P19069	Flange, Exhaust	—	.....	
5	P13025	Gasket, Exhaust Flange	1	.....	
6	18347-10C	Tail Pipe	1	.....	
7	P00104	Bolt, Hx.	4	.....	5/16"-18 x 1"
8	P01309	Lockwasher	4	.....	5/16"
9	P01507	Nut, Hx.	4	.....	5/16"-18
10	P01311	Lockwasher	2	.....	7/16"
11	P01532	Nut, Hx.	2	.....	7/16"-20

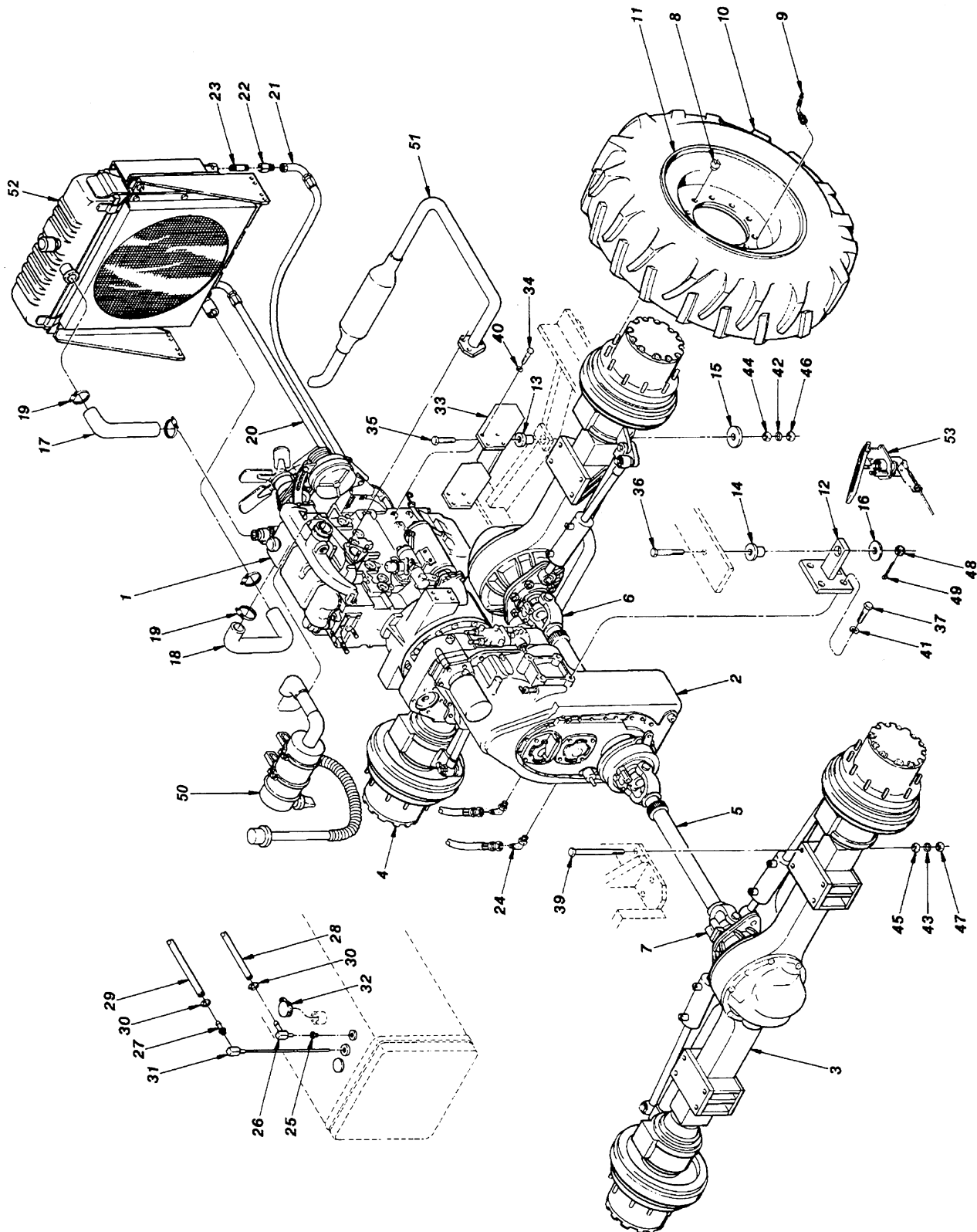


Figure 18352

**18352 (1 of 2)**

ITEM	PART NO.	DESCRIPTION	QTY	SERIAL NO.	REMARKS
1	P19908	Engine, Perkins	1	.....	236 C.I.D. 4 Cylinder
NI	P21995	Starter	-	.....	
NI	P20413	Dipstick	-	.....	
2	P19867	Transmission, Clark	1	.....	with Parking Brake
	P19900	Transmission, Clark	-	.....	w/o Parking Brake
3	P18009	Axle	1	.....	Front - Drum Brakes
	P21735	Axle	-	533 -	Front - Disc Brakes
	P18068	Axle	-	101 - 532	Front - Disc Brakes
4	P18010	Axle	1	.....	Rear - Drum Brakes
	P21736	Axle	-	533 -	Rear - Disc Brakes
	P18069	Axle	-	101 - 532	Rear - Disc Brakes
5	P20417	Shaft, Drive	1	.....	Front - w/Drum Brake Axles
	P21676	Shaft, Drive	-	533 -	Front - w/Disc Brake Axles
	P19197B	Shaft, Drive	-	101 - 532	Front - w/Disc Brake Axles
6	P20418	Shaft, Drive	1	.....	Rear - w/Drum Brake Axles
	P21678	Shaft, Drive	-	.....	Rear - w/Disc Brake Axles
NI	P17734	U-Joint	-	.....	Tapped Hole
	P18749	U-Joint	-	.....	Thru Hole
8	P13894	Lug Nut, Wheel	-	.....	
9	P13673	Valve Stem	4	.....	
10	P13020	Tire	4	.....	12.00 x 24 8 PLY
	P11688	Tire	-	.....	13.00 x 24 8 PLY
	P19043	Tire	-	.....	13.00 x 24 12 PLY
	P16443	Tire	-	.....	13.00 x 24 12 PLY Steelguard
NI	P21570	Tube	-	.....	13.00 x 24
11	12749C	Rim, Wheel	4	.....	
NI	P16439	Lock Ring	-	.....	
NI	P16441	O-Ring	-	.....	
NI	P17260	Flange	-	.....	
12	17743C	Mounting Bracket, Engine	1	.....	
13	P18180	Mount, Engine	1	.....	Rubber
14	P18181	Mount, Transmission	2	.....	Rubber
15	P20396	Snubbing Washer, Engine	1	.....	
16	P20395	Snubbing Washer, Transmission	2	.....	
17	18259B	Hose, Radiator	1	.....	Upper
18	P19954	Hose, Radiator	1	.....	Lower
19	P10601	Clamp, Hose	4	.....	Radiator
20	P21348	Hose, Transmission Cooler	1	.....	50" LG.
21	P21351	Hose, Transmission Cooler	1	.....	65" LG.
22	P17791	Adaptor, JIC - Pipe	2	.....	
23	P18019	Nipple, Pipe	2	.....	
24	P19147	45° Elbow, O-Ring	2	.....	
25	P10690	Reducer Bushing	1	.....	
26	P21317	90° Elbow, Pipe to Hose	1	.....	
27	P13619	Adapter, Pipe to Hose	1	.....	
28	N11432	Return Line	1	.....	1/4" I.D. Hose
29	N11439	Fuel Line	1	.....	5/16" I.D. Hose
30	P14047	Hose Clamp, Fuel Line	4	.....	
31	P24983	Stand Tube, Fuel	-	.....	

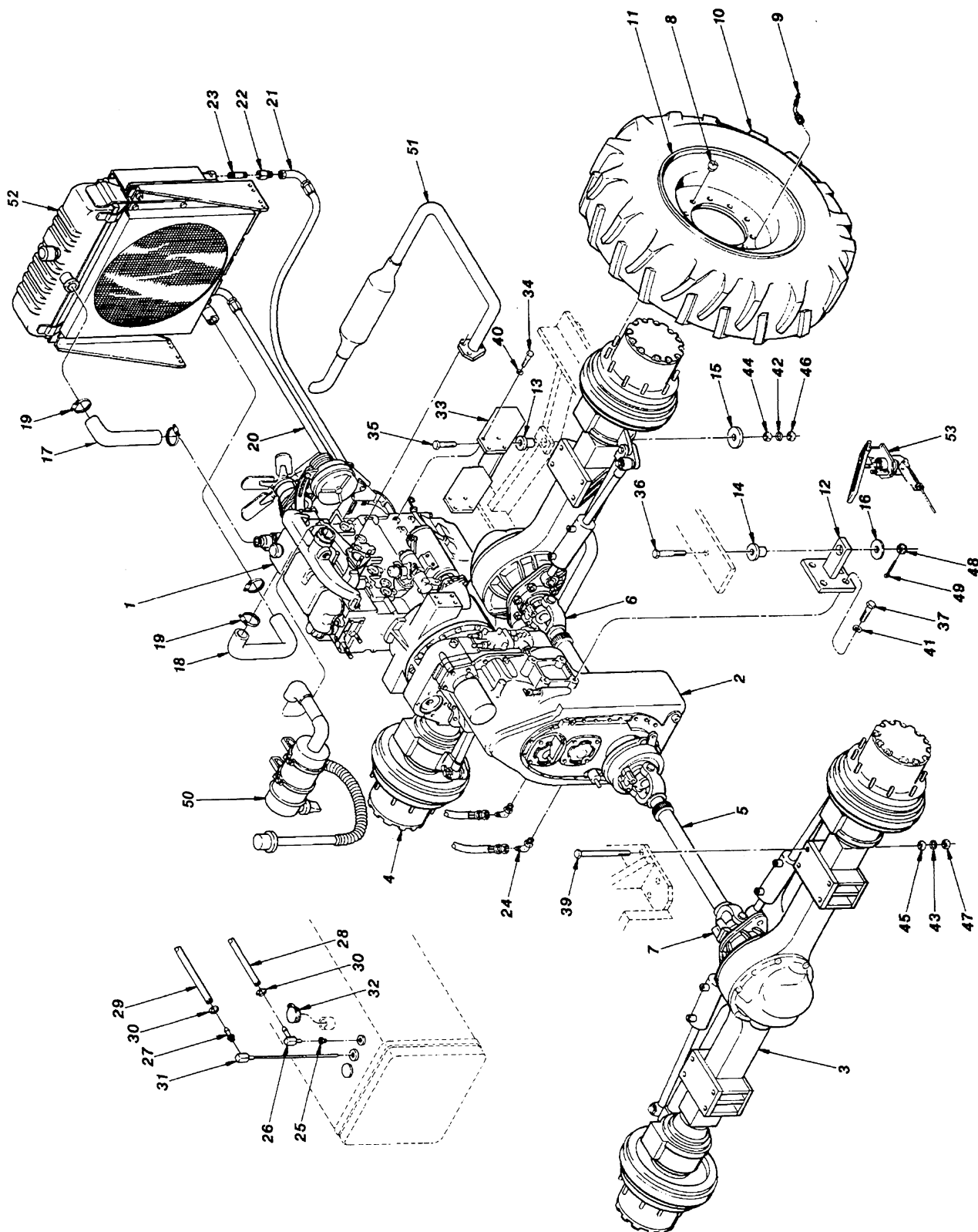


Figure 18352



**18352 (2 of 2)**

ITEM	PART NO.	DESCRIPTION	QTY	SERIAL NO.	REMARKS
32	P12182	Fuel Cap	—	.....	
33	18647B	Mount, Transmission	2	338 —	
	18221B	Mount, Transmission	—	101 — 337	
34	P00380	Bolt, Hx.	8	.....	7/16"-20 x 1 1/4" GR 8
35	P00689	Bolt, Hx.	1	.....	5/8"-18 x 3 1/2" GR 8
36	P29099	Bolt, Hx.	2	.....	5/8"-18 x 4 1/2" GR 8 (w/Hole)
37	P00700	Bolt, Hx.	8	.....	3/4"-10 x 1 1/2"
NI	P00791	Bolt, Hx.	8	533 —	3/4"-16 x 7" GR 8
	P00781	Bolt, Hx.	—	101 — 532	3/4"-16 x 3" GR 8
39	P00791	Bolt, Hx.	8	533 —	3/4"-16 x 7" GR 8
	P00793	Bolt, Hx.	—	101 — 532	3/4"-16 x 8" GR 8
40	P01311	Lockwasher	8	.....	7/16"
41	P01315	Lockwasher	8	.....	3/4"
42	P01363	Starwasher	1	.....	5/8"
43	P01364	Starwasher	16	.....	3/4"
44	P01535	Nut, Hx.	1	.....	5/8"-18
45	P01536	Nut, Hx.	16	.....	3/4"-16
46	P01585	Jam Nut, Hx.	1	.....	5/8"-18
47	P01586	Jam Nut, Hx.	16	.....	3/4"-16
48	P01635	Castle Nut, Hx.	2	.....	5/8"-18
49	P03838	Cotter Pin	2	.....	1/8" x 1"
50	See Page 1-26	Air Cleaner Assembly	—	.....	
51	See Page 1-28	Exhaust assembly	—	.....	
52	See Page 1-24	Radiator Assembly	—	.....	
53	See Page 1-22	Throttle Assembly	—	.....	
—	P20498	Filter, Engine Oil	—	.....	Element
—	P20995	Filter, Engine Oil	—	.....	Spin-On
—	P21001	Filter, Fuel	—	.....	
—	P19868	Filter, Transmission	—	.....	

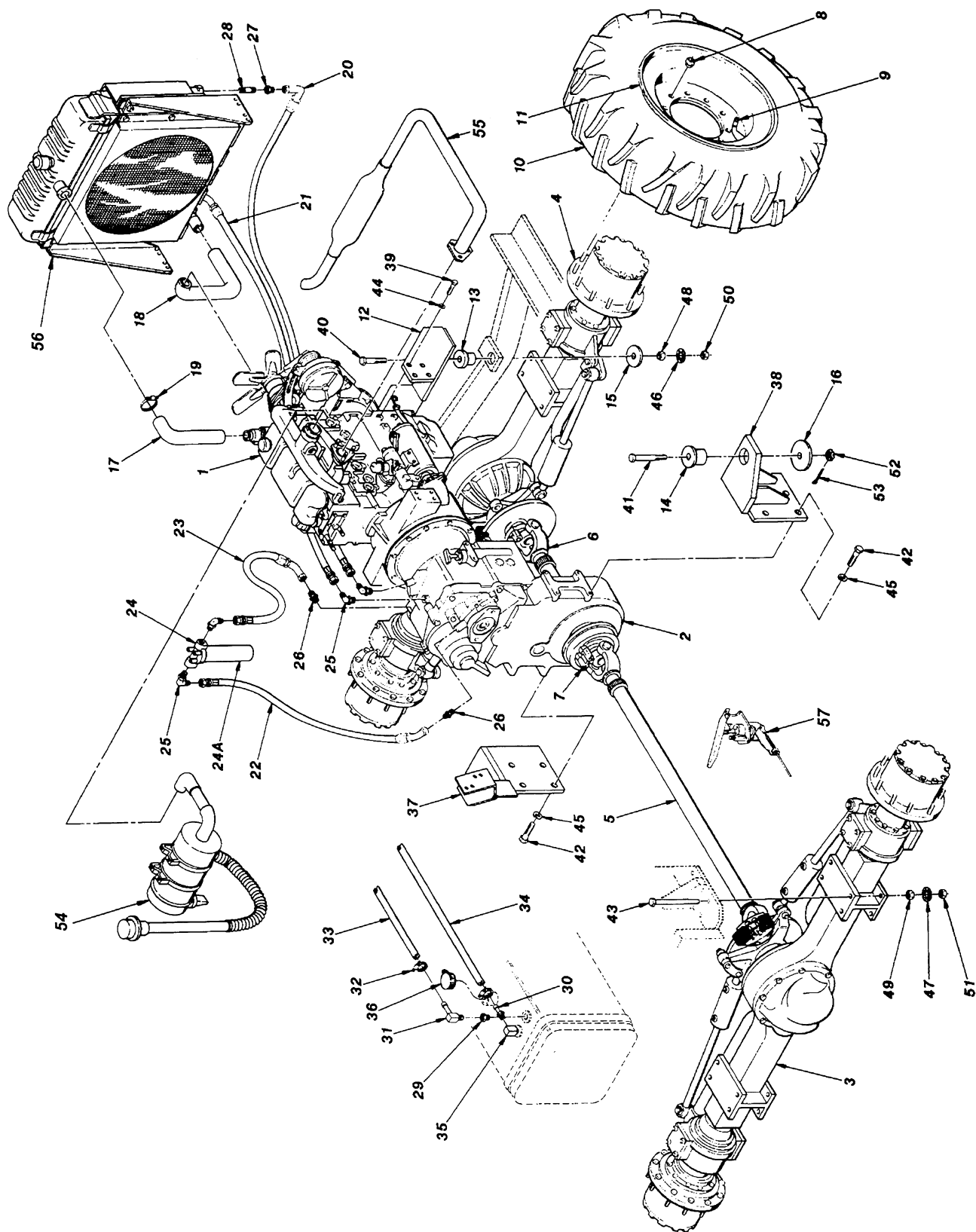


Figure 18352-1

## 18352-1 (1 of 2)

ITEM	PART NO.	DESCRIPTION	QTY	SERIAL NO.	REMARKS
1	P19908	Engine, Perkins	1	.....	236 C.I.D. 4 Cylinder
NI	P21995	Starter	—	.....	
NI	P20413	Dipstick	—	.....	
2	P19506	Transmission, Funk	1	.....	
3	P21765	Axle	1	.....	Front (Includes Item 8)
4	P21766	Axle	1	.....	Rear (Includes Item 8)
5	P21779	Shaft, Drive	1	.....	Front (Includes Cross & Bearing)
6	P24270	Shaft, Drive	1	.....	Rear (Includes Cross & Bearing)
NI	P18749	U-Joint	—	.....	
8	P13894	Lug Nut, Wheel	—	.....	
9	P13673	Valve Stem	4	.....	
10	P11688	Tire	4	.....	13.00 x 24 8 PLY
	P19043	Tire	—	.....	13.00 x 24 12 PLY
	P16443	Tire	—	.....	13.00 x 24 12 PLY Steelguard
NI	P21570	Tube	—	.....	13.00 x 24
11	12749C	Rim, Wheel	4	.....	
NI	P16439	Lock Ring	—	.....	
NI	P16441	O-Ring	—	.....	
NI	P17260	Flange	—	.....	
12	17743C	Mounting Bracket, Engine	1	.....	
13	P18180	Mount, Engine	1	.....	Rubber
14	P18181	Mount, Transmission	2	.....	Rubber
15	P20396	Snubbing Washer, Engine	1	.....	
16	P20395	Snubbing Washer, Transmission	2	.....	
17	18259B	Hose, Radiator	1	.....	Upper
18	P19954	Hose, Radiator	1	.....	Lower
19	P10601	Clamp, Hose	4	.....	Radiator
20	P21302	Hose, Transmission Cooler	1	.....	70" LG.
21	P21348	Hose, Transmission Cooler	1	.....	50" LG.
22	P18050	Hose, Transmission Filter	1	.....	33" LG.
23	P17789	Hose, Transmission Filter	1	.....	24" LG.
24	P19132	Base, Transmission Filter	1	.....	
24A	P19133	Filter, Transmission	—	.....	
25	P17802	90° Elbow, O-Ring	3	.....	
	17960A	90° Elbow, O-Ring	1	.....	(with Tapped Hole)
26	P17805	Connector, O-Ring	2	.....	
27	P17791	Adapter, JIC - Pipe	2	.....	
28	P10819	Nipple, Pipe	2	.....	
29	P10690	Reducer Bushing	1	.....	
30	P13619	Adapter, Pipe to Hose	1	.....	
31	P21317	90° Elbow, Pipe to Hose	2	.....	
32	P14047	Hose Clamp, Fuel Line	4	.....	
33	N11432	Return Line	1	.....	1/4" I.D. Hose
34	N11439	Fuel Line	1	.....	5/16" I.D. Hose
35	P24983	Stand Tube, Fuel	—	.....	
36	P12182	Fuel Cap	—	.....	
37	18086B	Mount, Transmission	1	.....	R.H.
38	18087B	Mount, Transmission	1	.....	L.H.
39	P00380	Bolt, Hx.	8	.....	7/16"-20 x 1 1/4"

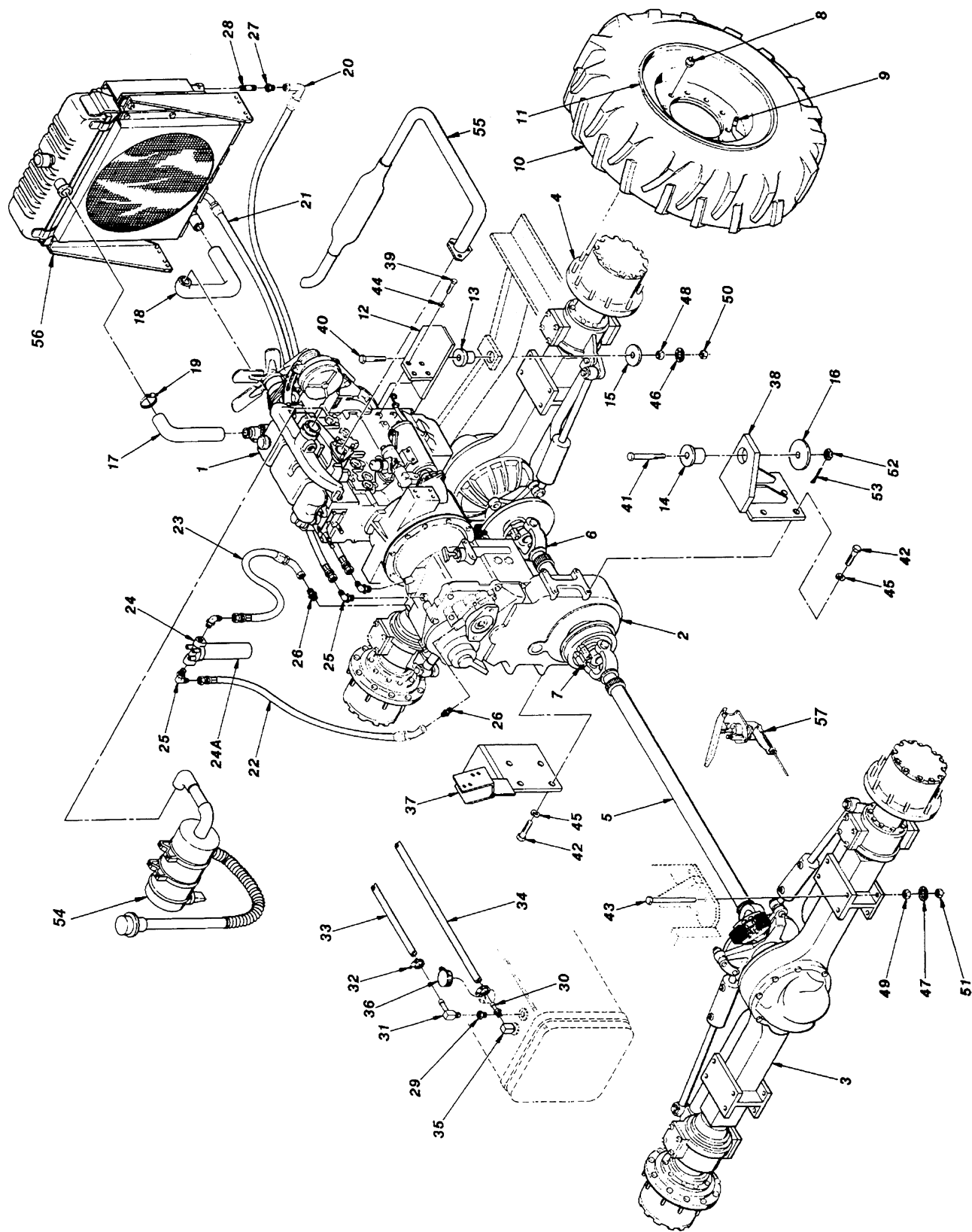
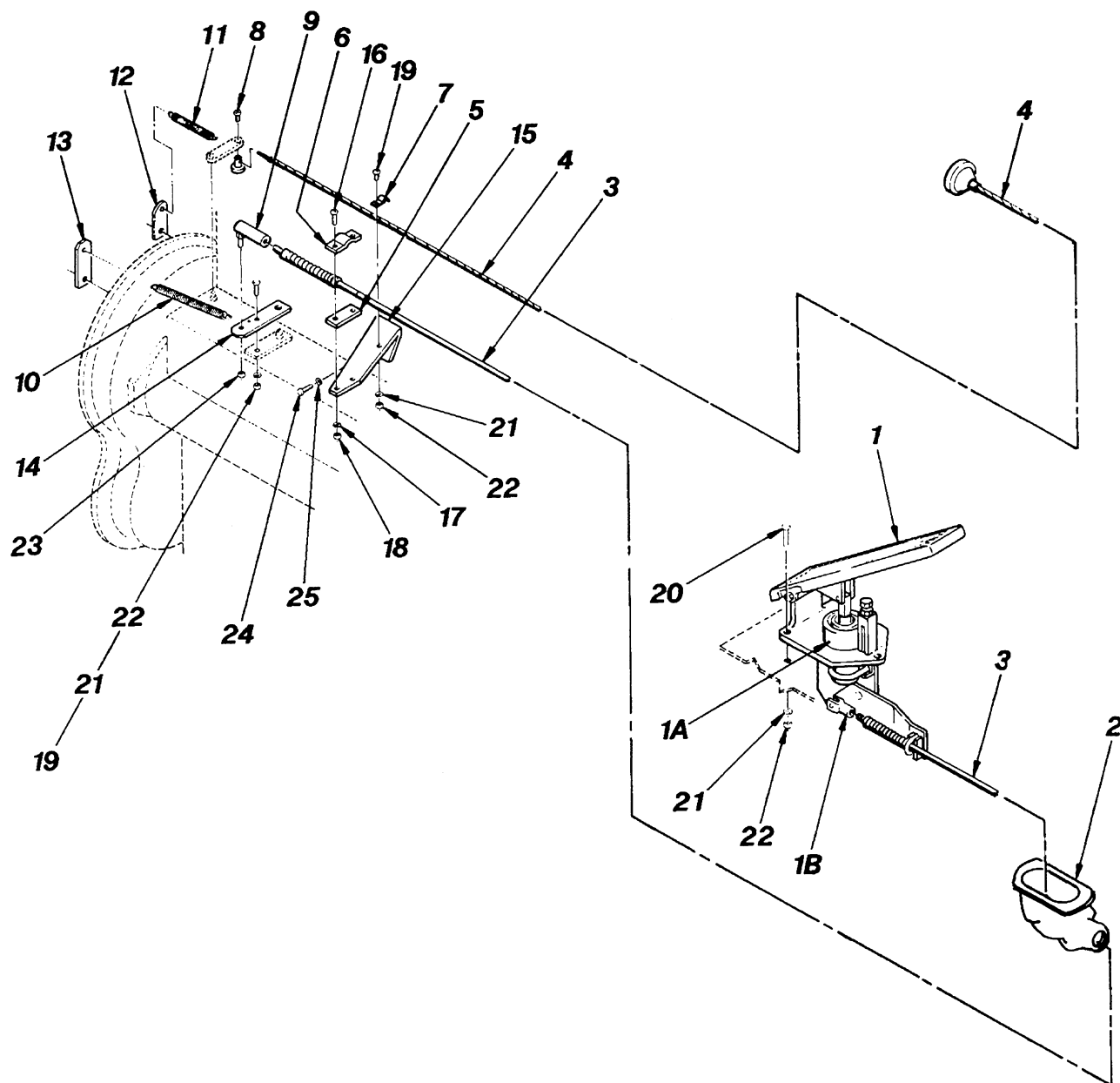


Figure 18352-1

**18352-1 (2 of 2)**

ITEM	PART NO.	DESCRIPTION	QTY	SERIAL NO.	REMARKS
40	P00689	Bolt, Hx.	1	.....	5/8"-18 x 3 1/2"
41	P29099	Bolt, Hx.	2	.....	5/8"-18 x 4 1/2"
42	P00700	Bolt, Hx.	8	.....	3/4"-10 x 1 1/2"
43	P00791	Bolt, Hx.	16	.....	3/4"-16 x 7"
44	P01311	Lockwasher	8	.....	7/16"
45	P01315	Lockwasher	8	.....	3/4"
46	P01363	Starwasher	1	.....	5/8"
47	P01364	Starwasher	16	.....	3/4"
48	P01535	Nut, Hx.	1	.....	5/8"-18
49	P01536	Nut, Hx.	16	.....	3/4"-16
50	P01585	Jam Nut, Hx.	1	.....	5/8"-16
51	P01586	Jam Nut, Hx.	16	.....	3/4"-16
52	P01635	Castle Nut, Hx.	2	.....	5/8"-18
53	P03838	Cotter Pin	2	.....	1/8" x 1"
54	See Page 1-26	Air Cleaner Assembly	—	.....	
55	See Page 1-28	Exhaust assembly	—	.....	
56	See Page 1-24	Radiator Assembly	—	.....	
57	See Page 1-22	Throttle Assembly	—	.....	
—	P20995	Filter, Engine Oil	—	.....	
—	P21001	Filter, Fuel	—	.....	



**Figure 18369**

**18369**

ITEM	PART NO.	DESCRIPTION	QTY	SERIAL NO.	REMARKS
1	P19263	Pedal, Accelerator	1	.....	
1A	P20069	Bellows	—	.....	
1B	P20072	Kit, Clevis	—	.....	
2	P19268	Boot, Guard	1	.....	
3	P19264	Cable, Throttle	1	.....	
4	P20078	Cable, Engine Shut-Off	1	.....	
5	P19128	Shim, Clamp	1	.....	
6	P17678	Clamp, Throttle Cable	1	.....	
7	P12497	Clamp, Shut - Off Cable	1	.....	
8	P20455	Cable Stop	1	.....	
9	P10505	Ball Joint	1	.....	
10	P15274	Spring, Throttle	1	.....	
11	P17337	Spring, Shut Off	1	.....	
12	17786A	Anchor, Spring, Shut-Off	1	.....	
13	17770A	Anchor, Spring, Throttle	1	.....	
14	17771A	Link, Throttle	1	.....	
15	17772B	Bracket, Mounting	1	.....	
16	P02057	Screw, Rd. Hd.	2	.....	#10-24 x 3/4"
17	P01306	Lockwasher	2	.....	#10
18	P01504	Nut, Hx.	2	.....	#10-24
19	P00001	Bolt, Hx.	2	.....	1/4"-20 x 1/2"
20	P00005	Bolt, Hx.	3	.....	1/4"-20 x 1"
21	P01308	Lockwasher	5	.....	1/4"
22	P01506	Nut, Hx.	5	.....	1/4"-20
23	P01529	Nut, Hx.	1	.....	1/4"-28
24	P00150	Bolt, Hx.	2	.....	5/16"-24 x 1/2"
25	P01309	Lockwasher	2	.....	5/16"

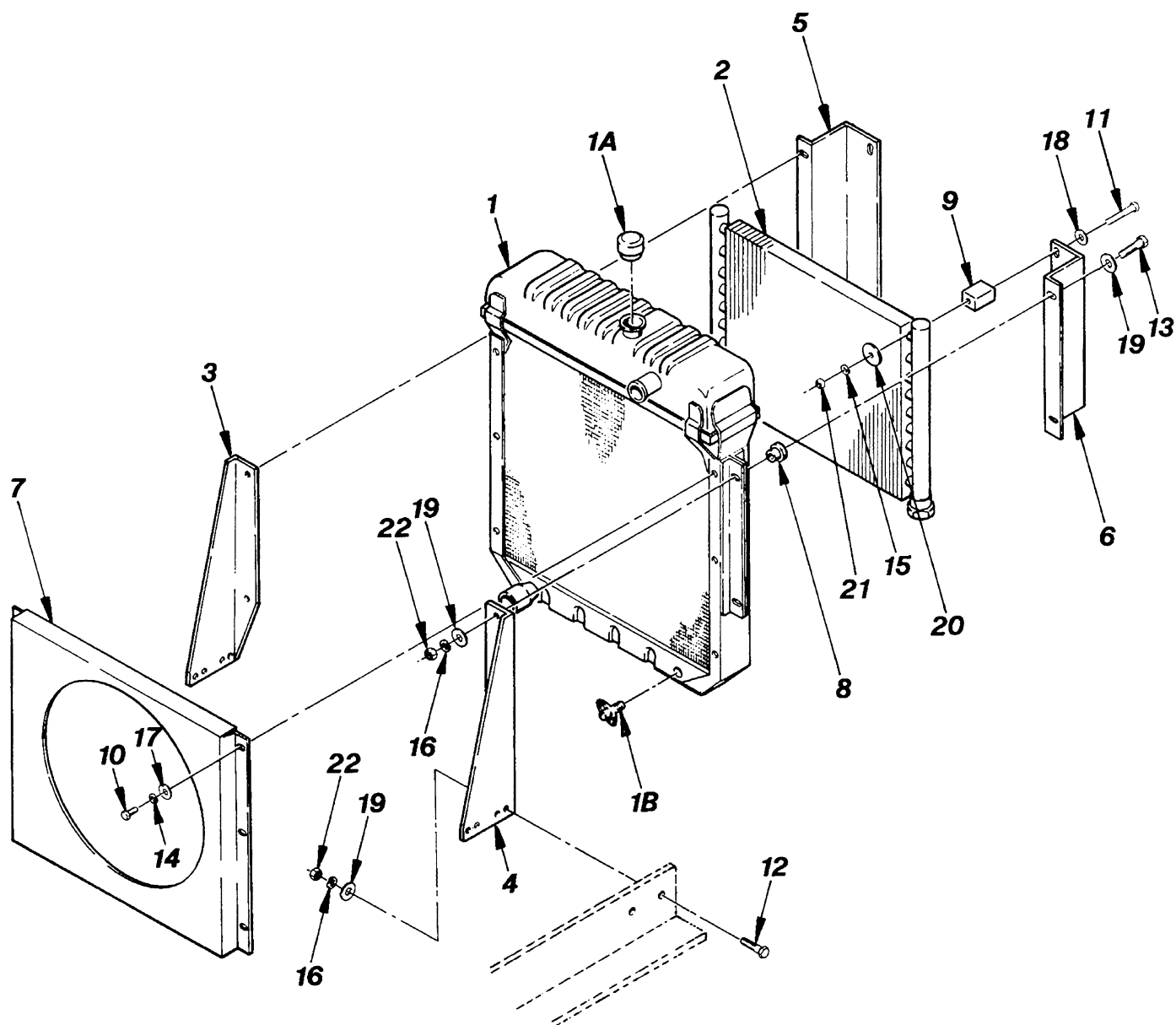


Figure 18372



**18372**

ITEM	PART NO.	DESCRIPTION	QTY	SERIAL NO.	REMARKS
1	P18055	Radiator	1	.....	
1A	P13544	Cap, Radiator	—	.....	
1B	P16675	Drain Cock	—	.....	
2	P17598	Oil Cooler, Transmission	1	.....	
3	18519-1C	Mounting Bracket, R.H.	1	127 —	Transmission
	P20488	Mounting Bracket, R.H.	—	101 — 126	Transmission
4	18519-2C	Mounting Bracket, L.H.	1	127 —	Transmission
	15555-1B	Mounting Bracket, L.H.	—	101 — 126	Transmission
5	15538C	Support Bracket, R.H.	1	.....	Oil Cooler
6	15539C	Support Bracket, L.H.	1	.....	Oil Cooler
7	P21386	Fan Shroud	1	127 —	
	15555-2B	Fan Shroud	1	101 — 126	
8	P18723	Rubber Grommet	4	.....	
9	P26312	Rubber Mounting Block	4	.....	
10	P00001	Bolt, Hx.	6	.....	1/4"-20 x 1/2"
11	P00111	Bolt, Hx.	4	.....	5/16"-18 x 2 3/4"
12	P00204	Bolt, Hx.	4	.....	3/8"-16 x 1"
13	P00206	Bolt, Hx.	4	.....	3/8"-16 x 1 1/2"
14	P01308	Lockwasher	6	.....	1/4"
15	P01309	Lockwasher	4	.....	5/16"
16	P01310	Lockwasher	8	.....	3/8"
17	P01402	Flatwasher	6	.....	1/4"
18	P01403	Flatwasher	4	.....	5/16"
19	P01404	Flatwasher	12	.....	3/8"
20	P01453	Flatwasher	4	.....	5/16" - Fender
21	P01507	Nut, Hx.	4	.....	5/16"-18
22	P01508	Nut, Hx.	8	.....	3/8"-16

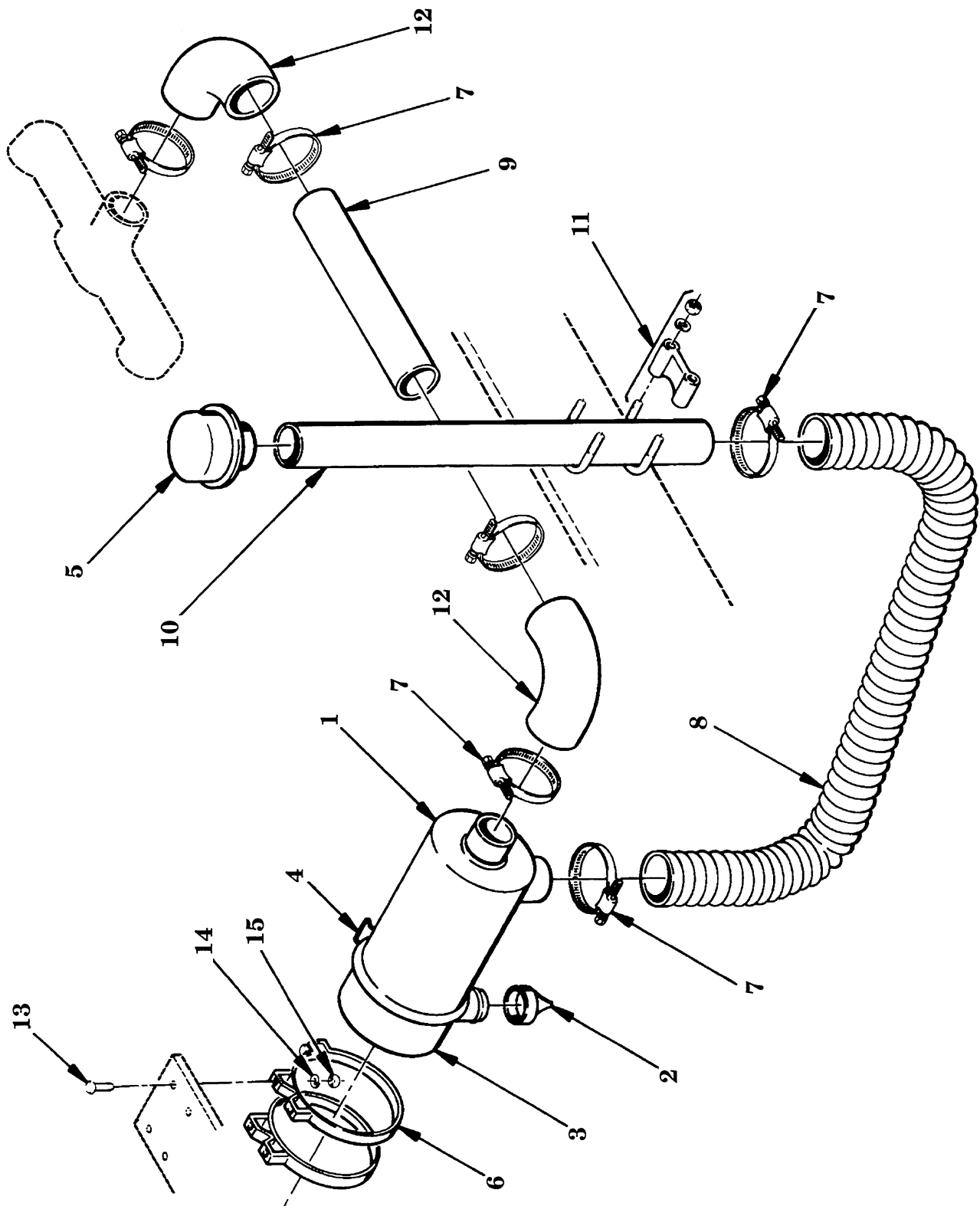


Figure 18375

**18375**

ITEM	PART NO.	DESCRIPTION	QTY	SERIAL NO.	REMARKS
1	P12163	Air Cleaner	1	.....	
2	P20342	Vacuator Valve	—	.....	
3	P19727	Vacuator Cup	—	.....	
4	P20499	Clamp, Air Cleaner	—	.....	
NI	P17340	Baffle	—	.....	
NI	P18169	Thumb Screw	—	.....	
NI	P12179	Filter Element	—	.....	
5	P12164	Rain Cap	1	.....	
6	P12165	Mounting Band	2	.....	
7	P10601	Hose Clamp	6	.....	
8	N12053	Flex - Hose	1	.....	
9	18347-7C	Tube, Air Intake	1	.....	
10	18347-14C	Tube, Air Stack	1	.....	
11	P12169	Clamp, Stack Tube	2	.....	
12	P19873	Elbow, Rubber	2	.....	
13	P00204	Bolt, Hx.	4	.....	3/8"-16 x 1"
14	P01310	Lockwasher	4	.....	3/8"
15	P01508	Nut, Hx.	4	.....	3/8"-16

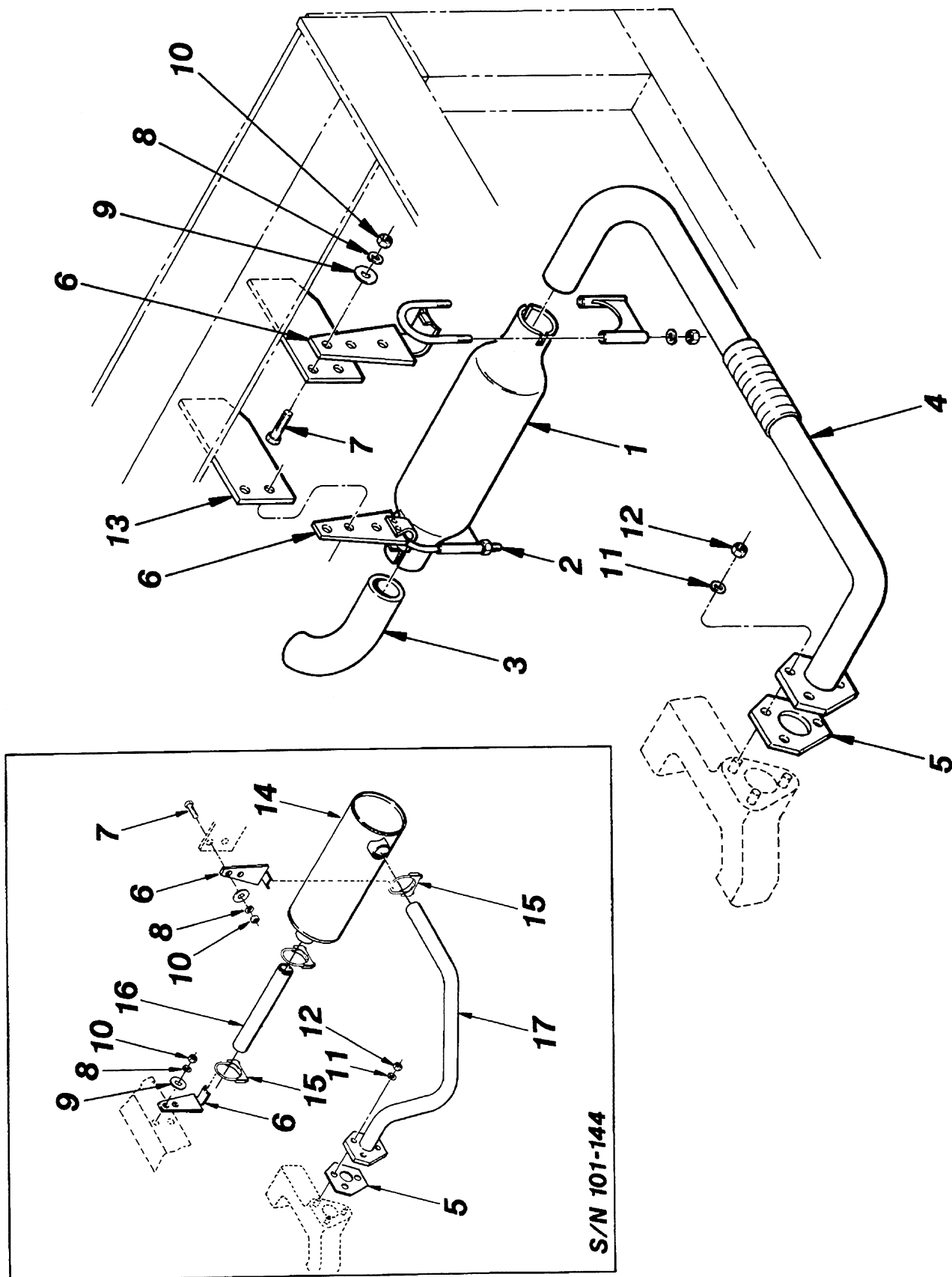
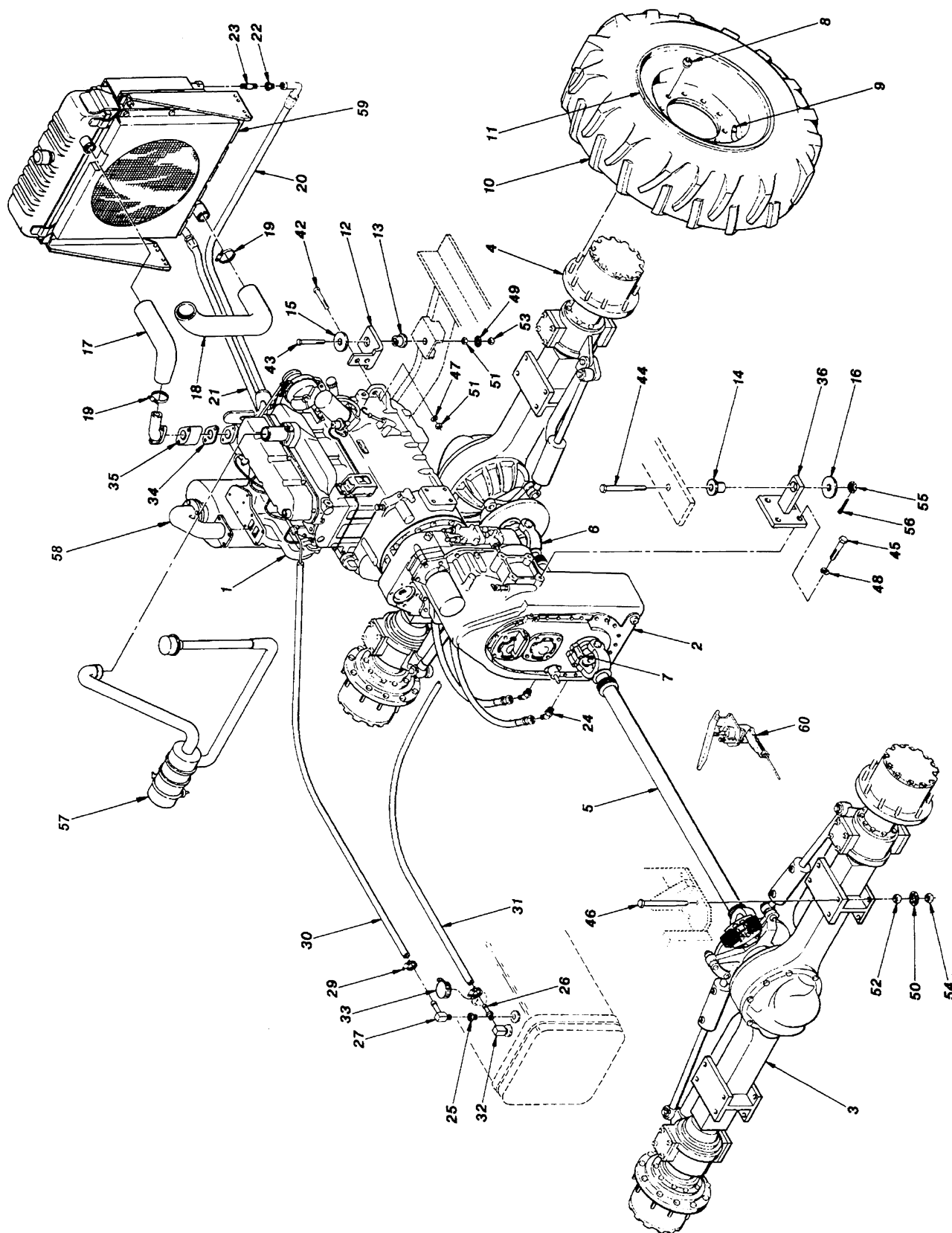


Figure 18378

**18378**

ITEM	PART NO.	DESCRIPTION	QTY.	SERIAL NO.	REMARKS
1	P14149	Muffler	1	.....	
2	P12169	Clamp, Muffler	2	.....	
3	P14148	Tail Pipe	1	.....	
4	18509C	Exhaust Pipe	1	.....	
5	P22197	Gasket, Exhaust Flange	1	.....	
6	P19280	Hanger, Exhaust	2	.....	
7	P00104	Bolt, Hx.	4	.....	5/16"-18 x 1"
8	P01309	Lockwasher	4	.....	5/16"
9	P01403	Flatwasher	4	.....	5/16"
10	P01507	Nut, Hx.	4	.....	5/16"-18
11	P01310	Lockwasher	3	.....	3/8"
12	P01531	Nut, Hx.	3	.....	3/8"-24
13	18508A	Hanger Bracket	—	.....	
14	N.L.A.	Muffler	—	101 – 144	Order 26017B, Exhaust Retrofit Kit. Incl. Items 1-13. Welding Required.
15	P10548	Clamp, Muffler	3	101 – 144	
16	18347-8C	Tail Pipe	1	101 – 144	
17	18272C	Exhaust Pipe	1	101 – 144	



### Figure 18352-2

## 18352-2 (1 of 2)

ITEM	PART NO.	DESCRIPTION	QTY	SERIAL NO.	REMARKS
1	P21990	Engine, Deere	1	.....	239 C.I.D. 4 Cylinder
2	P19900	Transmission, Clark	1	.....	
3	P21735	Axle	1	.....	Front (Includes Item 8)
4	P21736	Axle	1	.....	Rear (Includes Item 8)
5	P21676	Shaft, Drive	1	.....	Front (Includes Cross & Bearing)
6	P21678	Shaft, Drive	1	.....	Rear (Includes Cross & Bearing)
NI	P18749	U-Joint	—	.....	
8	P13894	Lug Nut, Wheel	—	.....	
9	P13673	Valve Stem	4	.....	
10	P11688	Tire	4	.....	13.00 x 24 8 PLY
	P19043	Tire	—	.....	13.00 x 24 12 PLY
	P16443	Tire	—	.....	13.00 x 24 12 PLY Steelguard
NI	P21570	Tube	—	.....	13.00 x 24
11	12749C	Rim, Wheel	4	.....	
NI	P16439	Lock Ring	—	.....	
NI	P16441	O-Ring	—	.....	
NI	P17260	Flange	—	.....	
12	18668B	Mounting Bracket, Engine	2	.....	
13	P18180	Mount, Engine	2	.....	Rubber
14	P18181	Mount, Transmission	2	.....	Rubber
15	P20396	Snubbing Washer, Engine	2	.....	
16	P20395	Snubbing Washer, Transmission	2	.....	
17	P21988	Hose, Radiator	1	.....	Upper
18	P21987	Hose, Radiator	1	.....	Lower
19	P10601	Clamp, Hose	4	.....	Radiator
20	P21352	Hose, Transmission Cooler	1	.....	68" LG.
21	P21348	Hose, Transmission Cooler	1	.....	50" LG.
22	P17791	Adaptor, JIC - Pipe	2	.....	
23	P10819	Nipple, Pipe	2	.....	
24	P19147	45° Elbow, O-Ring	2	.....	
25	P10690	Reducer Bushing	1	.....	
26	P13619	Adapter, Pipe to Hose	1	.....	
27	P21317	90° Elbow, Pipe to Hose - Fuel Tank	1	.....	
NI	P21236	90° Elbow, Pipe to Hose - Fuel Pump	1	.....	
29	P14047	Hose Clamp, Fuel Line	4	.....	
30	N11433	Return Line	1	.....	1/4" I.D. Hose
31	N11435	Fuel Line	1	.....	5/16" I.D. Hose
32	P24983	Stand Tube, Fuel	—	.....	
33	P12182	Fuel Cap	—	.....	
34	P25386	Gasket, Thermostat	—	.....	
35	P21785	Extension, Thermostat Housing	1	.....	
	18412B	Extension	—	.....	use with Optional Heater
36	18647B	Mount, Transmission	2	.....	
NI	P00604	Bolt, Hx.	2	.....	5/8"-11 x 2"
42	P00605	Bolt, Hx.	2	.....	5/8"-11 x 2 1/4"
43	P00689	Bolt, Hx.	2	.....	5/8"-18 x 3 1/2"

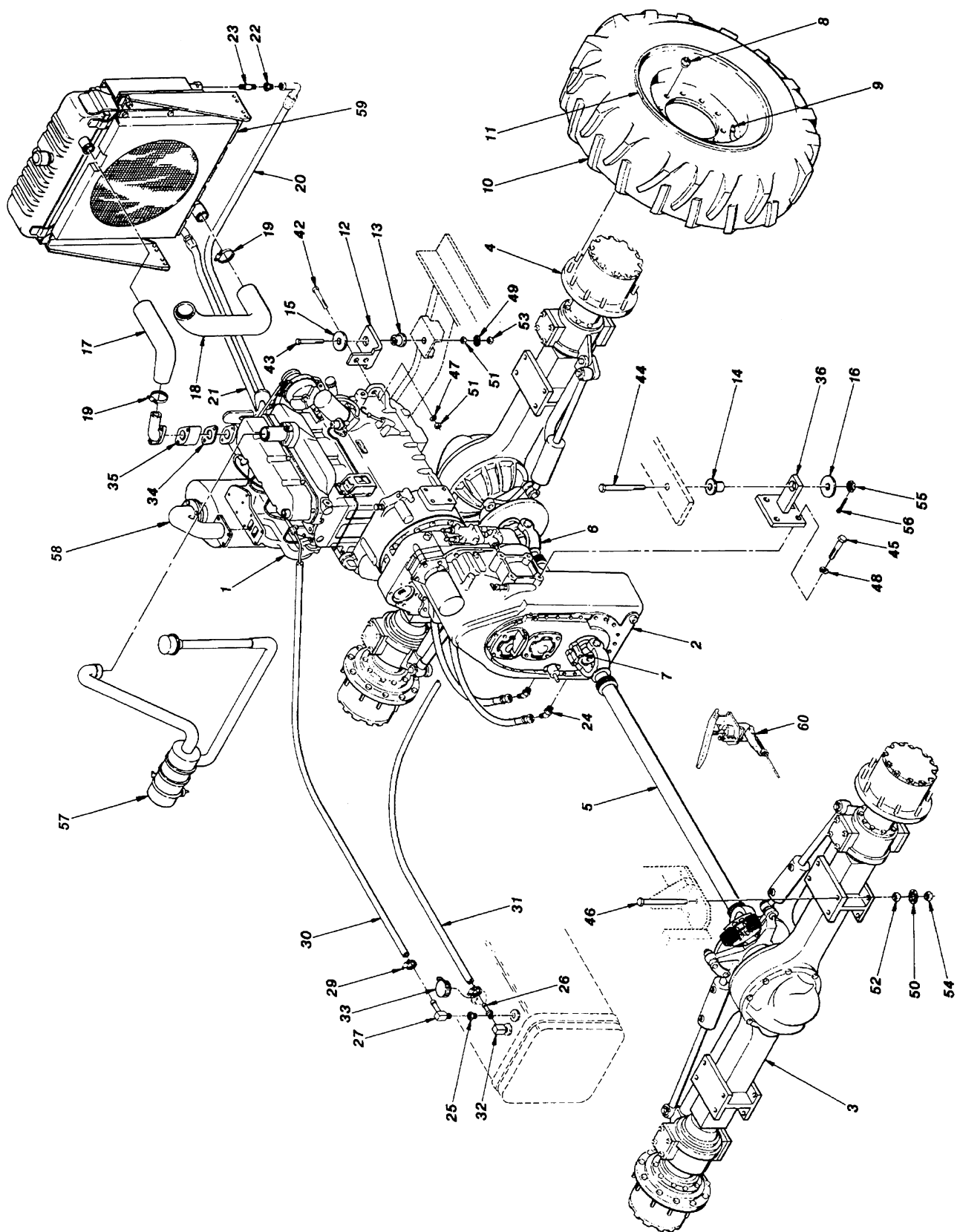


Figure 18352-2



**18352-2 (2 of 2)**

ITEM	PART NO.	DESCRIPTION	QTY.	SERIAL NO.	REMARKS
44	P29099	Bolt, Hx.	2	.....	5/8"-18 x 4 1/2"
45	P00700	Bolt, Hx.	8	.....	3/4"-10 x 1 1/2"
46	P00791	Bolt, Hx.	16	.....	3/4"-16 x 7"
47	P01314	Lockwasher	4	.....	5/8"
48	P01315	Lockwasher	8	.....	3/4"
49	P01363	Starwasher	2	.....	5/8"
50	P01364	Starwasher	16	.....	3/4"
51	P01535	Nut, Hx.	4	.....	5/8"-18
52	P01536	Nut, Hx.	16	.....	3/4"-16
53	P01585	Jam Nut, Hx.	2	.....	5/8"-16
54	P01586	Jam Nut, Hx.	16	.....	3/4"-16
55	P01635	Castle Nut, Hx.	2	.....	5/8"-18
56	P03838	Cotter Pin	2	.....	1/8" x 1"
57	See Page 1-60	Air Cleaner Assembly	—	.....	
58	See Page 1-64	Exhaust assembly	—	.....	
59	See Page 1-56	Radiator Assembly	—	.....	
60	See Page 1-54	Throttle Assembly	—	.....	
—	P26635	Filter, Engine Oil	—	.....	
—	P22636	Filter, Fuel	—	.....	
—	P19868	Filter, Transmission	—	.....	

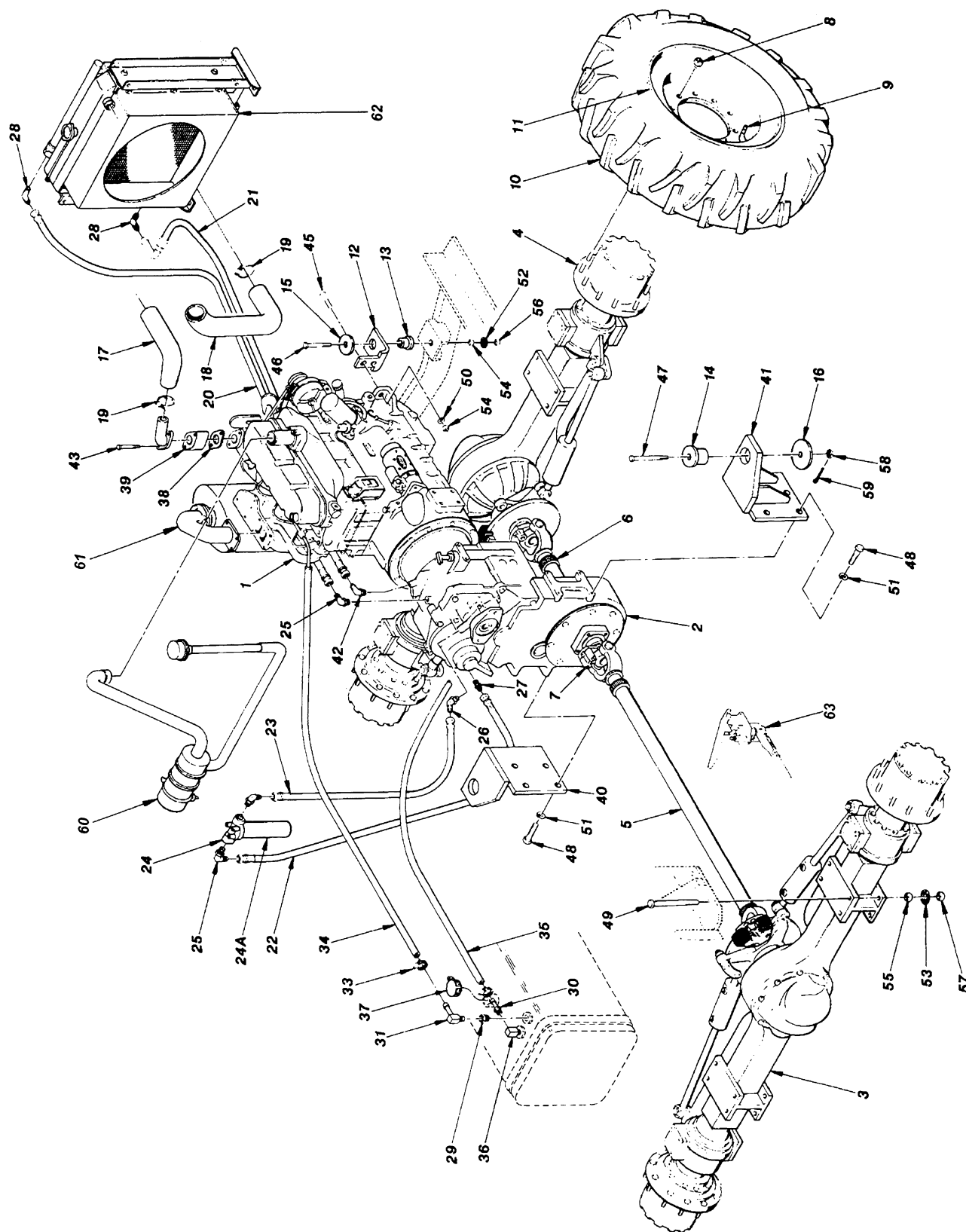


Figure 18352-3

## 18352-3 (1 of 2)

ITEM	PART NO.	DESCRIPTION	QTY.	SERIAL NO.	REMARKS
1	20998A	Engine, Deere	1	101-603, 606-822	239 C.I.D. 4 Cylinder
	P21991	Engine, Deere	—	604 & 605	239 C.I.D. 4 Cylinder
2	P22645	Transmission, Funk	1	101-603, 606-822	
	P19506	Transmission, Clark	—	604 & 605	
3	P21765	Axle	1	101-822	Front (Includes Item 8)
4	P21766	Axle	1	101-822	Rear (Includes Item 8)
5	P24271	Shaft, Drive	1	101-603, 606-822	Front (Includes Cross & Bearing)
	P21779	Shaft, Drive	1	604 & 605	Front (Includes Cross & Bearing)
6	P24270	Shaft, Drive	1	101-822	Rear (Includes Cross & Bearing)
NI	P18749	U-Joint	—	"—"	Thru Hole
	P17734	U-Joint	—	"—"	Tapped Hole
8	P13894	Lug Nut, Wheel	—	"—"	
9	P13673	Valve Stem	4	"—"	
10	P11688	Tire	4	"—"	13.00 x 24 8 PLY
	P19043	Tire	—	"—"	13.00 x 24 12 PLY
	P16443	Tire	—	"—"	13.00 x 24 12 PLY Steelguard
NI	P21570	Tube	—	"—"	13.00 x 24
11	12749C	Rim, Wheel	4	"—"	
NI	P16439	Lock Ring	—	"—"	
NI	P16441	O-Ring	—	"—"	
NI	P17260	Flange	—	"—"	
12	18668B	Mounting Bracket, Engine	2	"—"	
13	P18180	Mount, Engine	2	"—"	Rubber
14	P18181	Mount, Transmission	2	"—"	Rubber
15	P20396	Snubbing Washer, Engine	2	"—"	
16	P20395	Snubbing Washer, Transmission	2	"—"	
17	P24298	Hose, Radiator	1	771, 774-822	Upper
	P21988	Hose, Radiator	—	101-770, 772, 773	Upper
18	P21987	Hose, Radiator	1	101-822	Lower
19	P10601	Clamp, Hose	4	101-822	Radiator
20	P24638	Hose, Transmission Cooler	1	771, 774-822	88" LG.
	P21348	Hose, Transmission Cooler	1	101-770, 772, 773	50" LG.
21	P21301	Hose, Transmission Cooler	1	771, 774-822	60" LG.
	P21302	Hose, Transmission Cooler	1	101-770, 772, 773	70" LG.
22	P20922	Hose, Transmission Filter	1	101-603, 606-822	42" LG.
	P19489	Hose, Transmission Filter	1	604 & 605	31" LG.
23	P18048	Hose, Transmission Filter	1	101-822	31" LG.
24	P19132	Base, Transmission Filter	—	"—"	
24A	P19133	Filter, Transmission	—	"—"	
25	P17802	90° Elbow, O-Ring	3	"—"	
26	P19147	45° Elbow, O-Ring	1	"—"	
27	P17805	Connector, O-Ring	1	"—"	
28	P17808	90° Elbow, JIC-Pipe	2	771, 774-822	
	P10819	Nipple, Pipe	—	101-770, 772, 773	
	P17791	Adapter, JIC - Pipe	—	101-770, 772, 773	
29	P10690	Reducer Bushing	1	101-822	
30	P13619	Adapter, Pipe to Hose	1	"—"	
31	P21317	90° Elbow, Pipe to Hose - Fuel Tank	1	"—"	

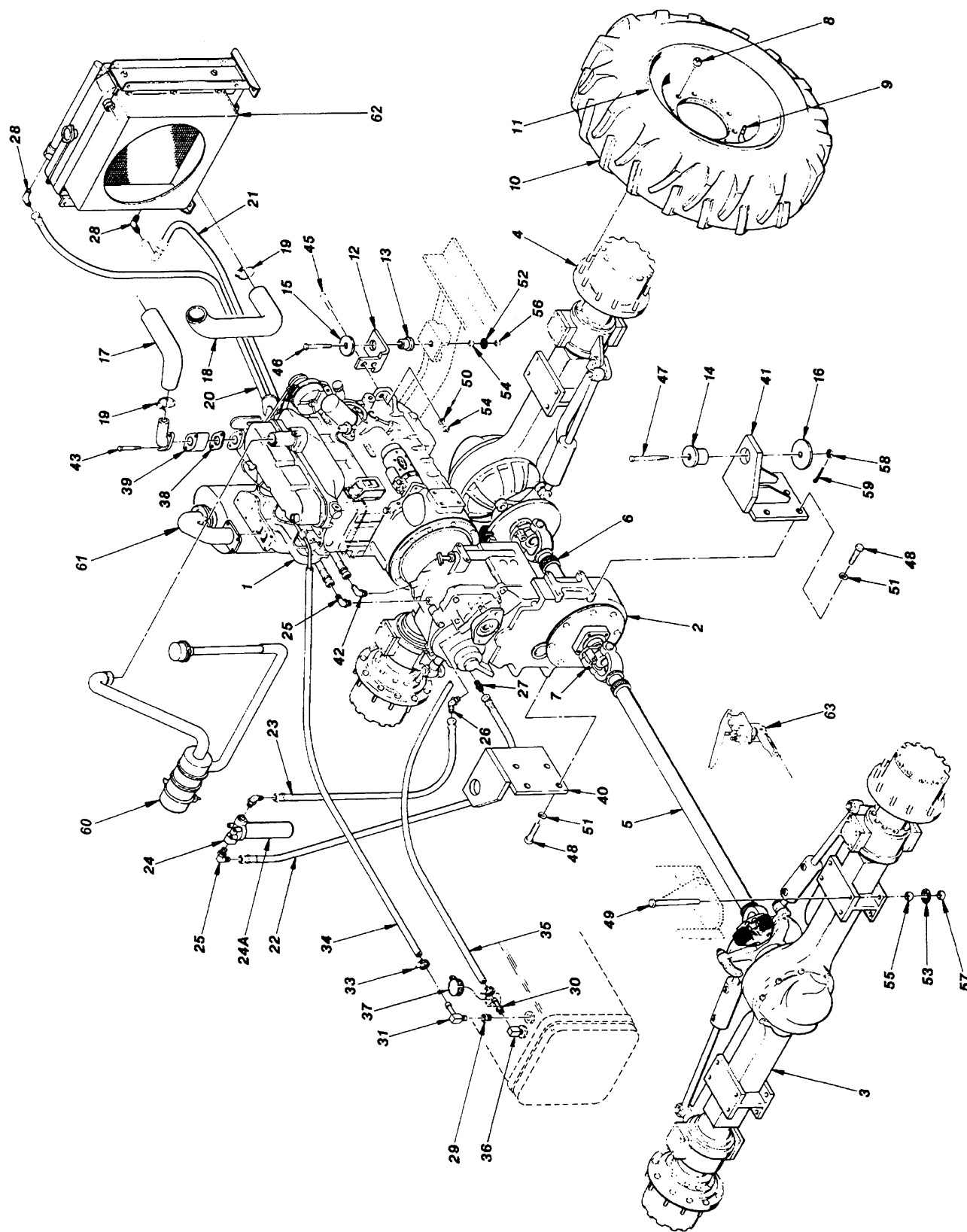


Figure 18352-3

## 18352-3 (2 of 2)

ITEM	PART NO.	DESCRIPTION	QTY.	SERIAL NO.	REMARKS
32	P21236	90L Elbow, Pipe to Hose - Fuel Pump	1	" - "	
33	P14047	Hose Clamp, Fuel Line	4	" - "	
34	N11433	Return Line	1	" - "	1/4" I.D. Hose
35	N11437	Fuel Line	1	" - "	5/16" I.D. Hose
36	P24983	Stand Tube, Fuel	-	" - "	
37	P12182	Fuel Cap	-	" - "	
38	P25386	Gasket, Thermostat	-	" - "	
39	P21785	Extension, Thermostat Housing	1	" - "	
	18412B	Extension	-	" - "	Use with Optional Heater
40	18079B	Mount, Transmission	1	" - "	R.H.
41	18086B	Mount, Transmission	1	" - "	L.H.
42	17960A	90° Elbow w/Tapped Hole, O-Ring	1	" - "	
43	P00213	Bolt, Hx.	2	" - "	3/8"-16 x 3 1/4"
44	P00604	Bolt, Hx.	2	" - "	5/8"-11 x 2"
45	P00605	Bolt, Hx.	2	" - "	5/8"-11 x 2 1/4"
46	P00689	Bolt, Hx.	2	" - "	5/8"-18 x 3 1/2"
47	P29099	Bolt, Hx.	2	" - "	5/8"-18 x 4 1/2"
48	P00700	Bolt, Hx.	8	" - "	3/4"-10 x 1 1/2"
49	P00791	Bolt, Hx.	16	" - "	3/4"-16 x 7"
50	P01314	Lockwasher	4	" - "	5/8"
51	P01315	Lockwasher	8	" - "	3/4"
52	P01363	Starwasher	2	" - "	5/8"
53	P01364	Starwasher	16	" - "	3/4"
54	P01535	Nut, Hx.	4	" - "	5/8"-18
55	P01536	Nut, Hx.	16	" - "	3/4"-16
56	P01585	Jam Nut, Hx.	2	" - "	5/8"-16
57	P01586	Jam Nut, Hx.	16	" - "	3/4"-16
58	P01635	Castle Nut, Hx.	2	" - "	5/8"-18
59	P03838	Cotter Pin	2	" - "	1/8" x 1"
60	See Page 1-60	Air Cleaner Assembly	-	.....	
61	See Page 1-64	Exhaust assembly	-	.....	
62	See Page 1-56	Radiator Assembly	-	.....	
63	See Page 1-54	Throttle Assembly	-	.....	

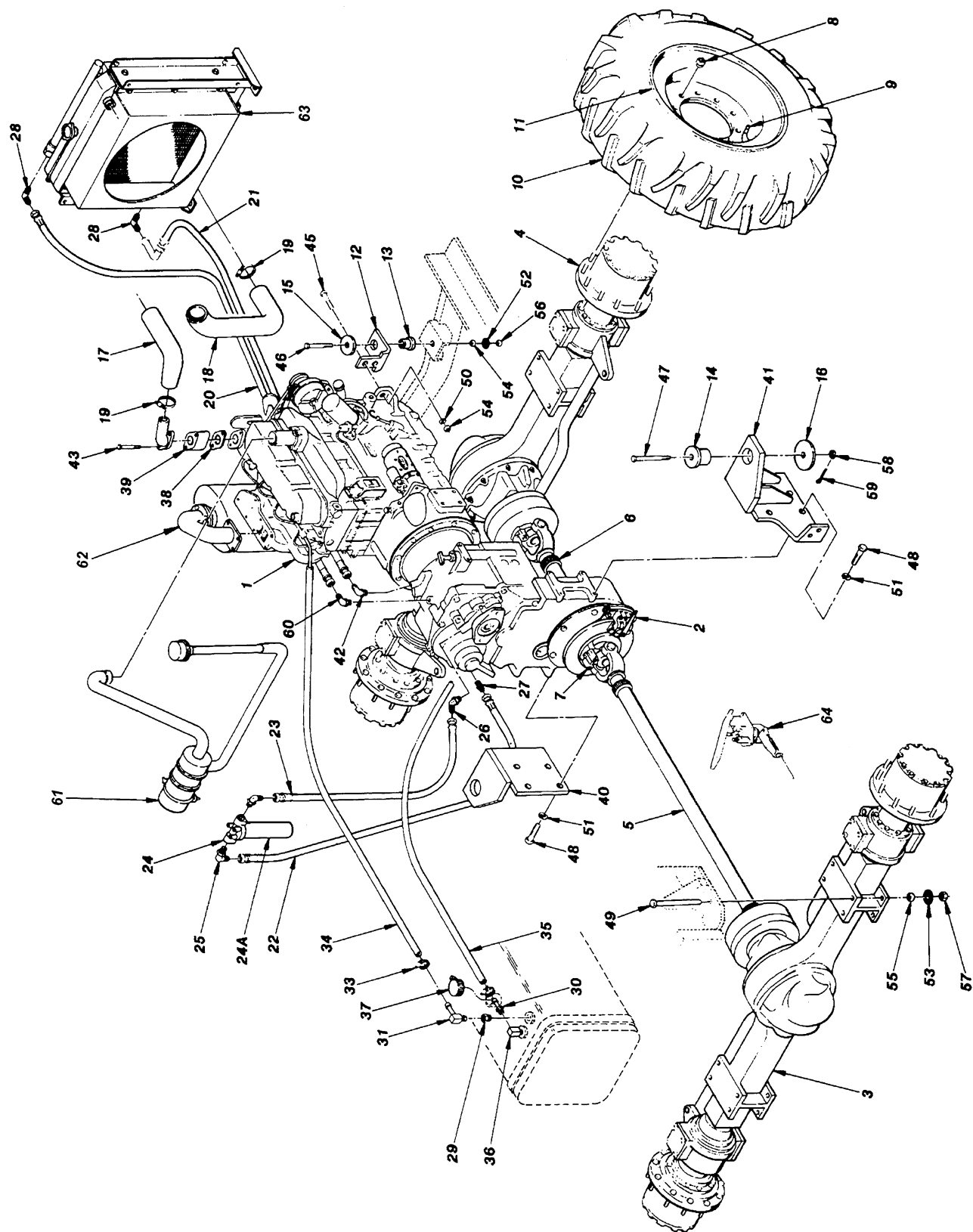


Figure 18352-4

## 18352-4 (1 of 2)

ITEM	PART NO.	DESCRIPTION	QTY.	SERIAL NO.	REMARKS
1	20998A	Engine, Deere	1	823-1694	239 C.I.D. 4 Cylinder
2	P24605	Transmission, Funk	1	"-	
3	P24801	Axle	1	"-	Front (Includes Item 8)
4	P24800	Axle	1	"-	Rear (Includes Item 8)
5	P24721	Shaft, Drive	1	"-	Front (Includes Cross & Bearing)
6	P24720	Shaft, Drive	1	"-	Rear (Includes Cross & Bearing)
NI	P18749	U-Joint	-	"-	
8	P13894	Lug Nut, Wheel	-	"-	
9	P13673	Valve Stem	4	"-	
10	P11688	Tire	4	"-	13.00 x 24 8 PLY
	P19043	Tire	-	"-	13.00 x 24 12 PLY
	P16443	Tire	-	"-	13.00 x 24 12 PLY Steelguard
NI	P21570	Tube	-	"-	13.00 x 24
11	12749C	Rim, Wheel	4	"-	
NI	P16439	Lock Ring	-	"-	
NI	P16441	O-Ring	-	"-	
NI	P17260	Flange	-	"-	
12	18668B	Mounting Bracket, Engine	2	"-	
13	P18180	Mount, Engine	2	"-	Rubber
14	P18181	Mount, Transmission	2	"-	Rubber
15	P20396	Snubbing Washer, Engine	2	"-	
16	P20395	Snubbing Washer, Transmission	2	"-	
17	P24298	Hose, Radiator	1	823-924, 996-1694	Upper
	P24299	Hose, Radiator	1	925-995	Upper
18	P21987	Hose, Radiator	1	823-1694	Lower
19	P10601	Clamp, Hose	4	"-	Radiator
20	P24638	Hose, Transmission Cooler	1	"-	88" LG.
21	P21301	Hose, Transmission Cooler	1	"-	60" LG.
22	P20922	Hose, Transmission Filter	1	"-	42" LG.
23	P18048	Hose, Transmission Filter	1	"-	31" LG.
24	P19132	Base, Transmission Filter	-	"-	
24A	P19133	Filter, Transmission	-	"-	
25	P20359	90° Elbow, O-Ring	2	"-	
26	P19147	45° Elbow, O-Ring	1	"-	
27	P17805	Connector, O-Ring	1	"-	
28	P17808	90° Elbow, JIC-Pipe	2	"-	
29	P10690	Reducer Bushing	1	"-	
30	P13619	Adapter, Pipe to Hose	1	"-	
31	P21317	90° Elbow, Pipe to Hose - Fuel Tank	1	"-	
32	P21236	90° Elbow, Pipe to Hose - Fuel Pump	1	"-	
33	P14047	Hose Clamp, Fuel Line	4	"-	
34	N11433	Return Line	1	"-	1/4" I.D. Hose
35	N11437	Fuel Line	1	"-	5/16" I.D. Hose
36	P24983	Stand Tube, Fuel	-	"-	
37	P12182	Fuel Cap	-	"-	
38	P25386	Gasket, Thermostat	-	"-	

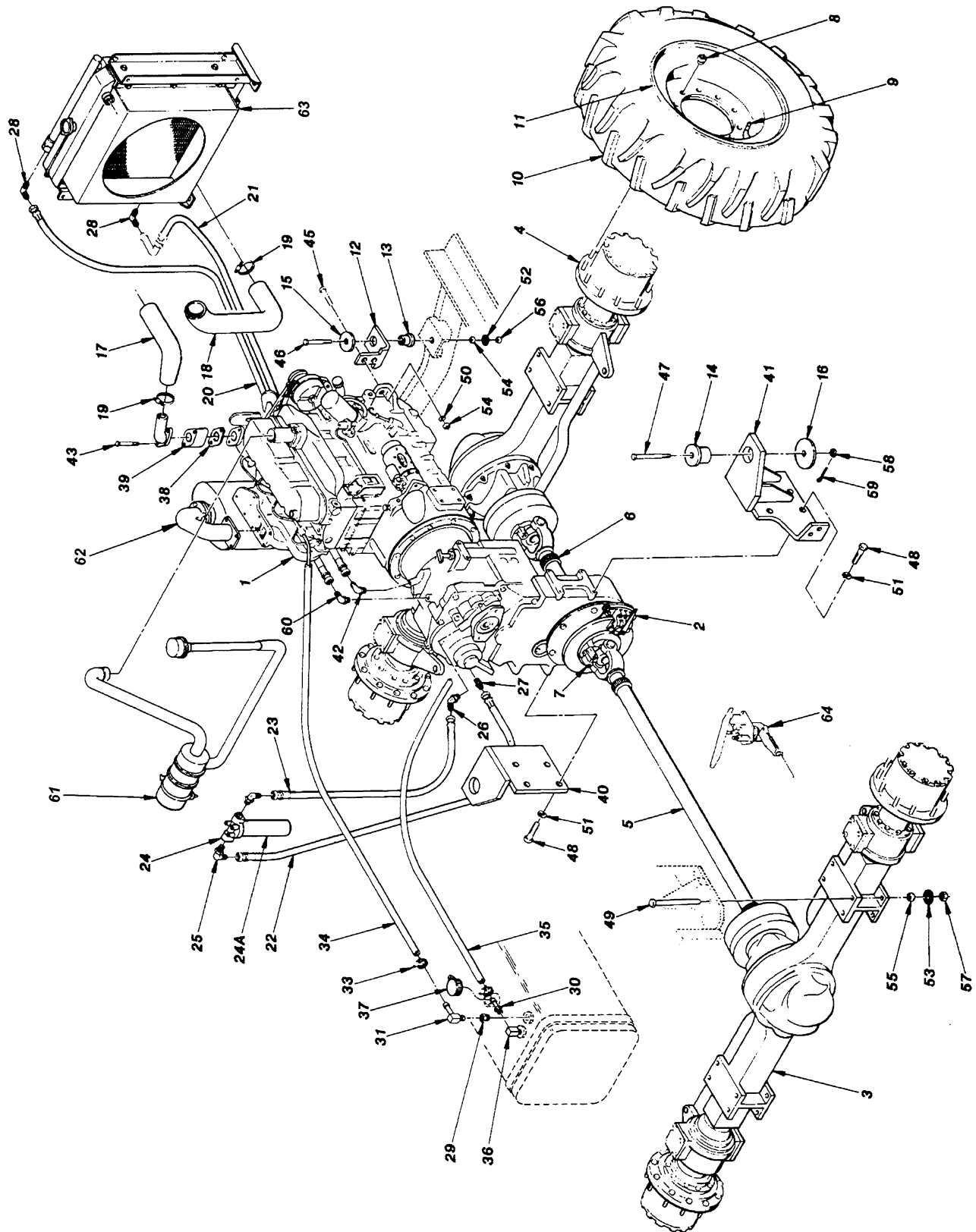


Figure 18352-4



**18352-4 (2 of 2)**

ITEM	PART NO.	DESCRIPTION	QTY.	SERIAL NO.	REMARKS
39	P21785	Extension, Thermostat Housing	1	"—"	
	18412B	Extension	—	"—"	Use with Optional Heater
40	18079B	Mount, Transmission	1	"—"	R.H.
41	21488C	Mount, Transmission	1	"—"	L.H.
42	17960A	90° Elbow w/Tapped Hole, O-Ring	1	"—"	
43	P00213	Bolt, Hx.	2	"—"	3/8"-16 x 3 1/4"
44	P00604	Bolt, Hx.	2	"—"	5/8"-11 x 2"
45	P00605	Bolt, Hx.	2	"—"	5/8"-11 x 2 1/4"
46	P00689	Bolt, Hx.	2	"—"	5/8"-18 x 3 1/2"
47	P29099	Bolt, Hx.	2	"—"	5/8"-18 x 4 1/2"
48	P00700	Bolt, Hx.	8	"—"	3/4"-10 x 1 1/2"
49	P00791	Bolt, Hx.	16	"—"	3/4"-16 x 7"
50	P01314	Lockwasher	4	"—"	5/8"
51	P01315	Lockwasher	8	"—"	3/4"
52	P01363	Starwasher	2	"—"	5/8"
53	P01364	Starwasher	16	"—"	3/4"
54	P01535	Nut, Hx.	4	"—"	5/8"-18
55	P01536	Nut, Hx.	16	"—"	3/4"-16
56	P01585	Jam Nut, Hx.	2	"—"	5/8"-16
57	P01586	Jam Nut, Hx.	16	"—"	3/4"-16
58	P01635	Castle Nut, Hx.	2	"—"	5/8"-18
59	P03838	Cotter Pin	2	"—"	1/8" x 1"
60	P17802	90° Elbow, O-Ring	1	"—"	
61	See Page 1-62	Air Cleaner Assembly	—	.....	
62	See Page 1-64	Exhaust assembly	—	.....	
63	See Page 1-58	Radiator Assembly	—	.....	
64	See Page 1-54	Throttle Assembly	—	.....	
NI	P22635	Filter, Engine Oil	—	823-1694	
NI	P22636	Filter, Fuel	—	823-1694	



**Figure 18352-5**

## 18352-5 (1 of 2)

ITEM	PART NO.	DESCRIPTION	QTY.	SERIAL NO.	REMARKS
1	20998A	Engine, Deere	1	1695 -	239 C.I.D. 4 Cylinder
2	P24605	Transmission, Funk	1	" - "	
3	P26153	Axle	1	" - "	Front (Includes Item 8)
4	P26154	Axle	1	" - "	Rear (Includes Item 8)
5	P24721	Shaft, Drive	1	" - "	Front (Includes Cross & Bearing)
6	P26513	Shaft, Drive	1	" - "	Rear (Includes Cross & Bearing)
NI	P18749	U-Joint	-	" - "	
8	P13894	Lug Nut, Wheel	-	" - "	
9	P13673	Valve Stem	4	" - "	
10	P11688	Tire	4	" - "	13.00 x 24 8 PLY
	P19043	Tire	-	" - "	13.00 x 24 12 PLY
	P16443	Tire	-	" - "	13.00 x 24 12 PLY Steelguard
NI	P21570	Tube	-	" - "	13.00 x 24
11	12749C	Rim, Wheel	4	" - "	
NI	P16439	Lock Ring	-	" - "	
NI	P16441	O-Ring	-	" - "	
NI	P17260	Flange	-	" - "	
12	18668B	Mounting Bracket, Engine	2	" - "	
13	P18180	Mount, Engine	2	" - "	Rubber
14	P18181	Mount, Transmission	2	" - "	Rubber
15	P20396	Snubbing Washer, Engine	2	" - "	
16	P20395	Snubbing Washer, Transmission	2	" - "	
17	P24298	Hose, Radiator	1	" - "	Upper
18	P21987	Hose, Radiator	1	" - "	Lower
19	P10601	Clamp, Hose	4	" - "	Radiator
20	P24638	Hose, Transmission Cooler	1	" - "	88" LG.
21	P21301	Hose, Transmission Cooler	1	" - "	60" LG.
22	P20922	Hose, Transmission Filter	1	" - "	42" LG.
23	P18048	Hose, Transmission Filter	1	" - "	31" LG.
24	P19132	Base, Transmission Filter	-	" - "	
24A	P19133	Filter, Transmission	-	" - "	
25	P20359	90° Elbow, O-Ring	2	" - "	
26	P19147	45° Elbow, O-Ring	1	" - "	
27	P17805	Connector, O-Ring	1	" - "	
28	P17808	90° Elbow, JIC-Pipe	2	" - "	
29	P10690	Reducer Bushing	1	" - "	
30	P13619	Adapter, Pipe to Hose	1	" - "	
31	P21317	90° Elbow, Pipe to Hose - Fuel Tank	1	" - "	
NI	P21236	90° Elbow, Pipe to Hose - Fuel Pump	1	" - "	
33	P14047	Hose Clamp, Fuel Line	4	" - "	
34	N11433	Return Line	1	" - "	1/4" I.D. Hose
35	N11437	Fuel Line	1	" - "	5/16" I.D. Hose
36	P24983	Stand Tube, Fuel	-	" - "	
37	P12182	Fuel Cap	-	" - "	
38	P25386	Gasket, Thermostat	-	" - "	
39	P21785	Extension, Thermostat Housing	1	" - "	

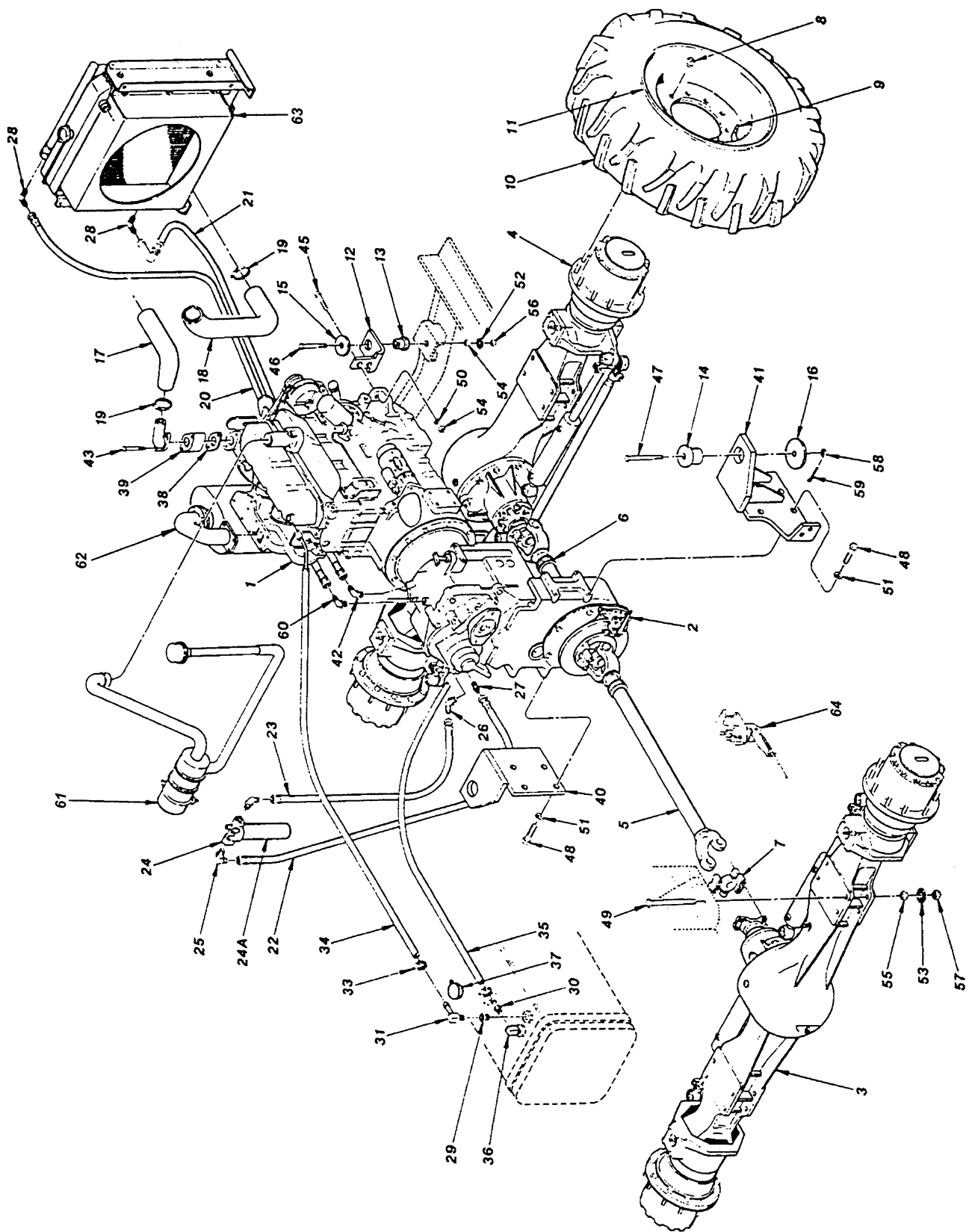


Figure 18352-5

**18352-5 (2 of 2)**

ITEM	PART NO.	DESCRIPTION	QTY.	SERIAL NO.	REMARKS
	18412B	Extension, Thermostat Housing	—	" — "	Use with Optional Heater
40	18079B	Mount, Transmission	1	" — "	R.H.
41	21488C	Mount, Transmission	1	" — "	L.H.
42	17960A	90° Elbow w/Tapped Hole, O-Ring	1	" — "	
43	P00213	Bolt, Hx.	2	" — "	3/8"-16 x 3 1/4"
NI	P00604	Bolt, Hx.	2	" — "	5/8"-11 x 2"
45	P00605	Bolt, Hx.	2	" — "	5/8"-11 x 2 1/4"
46	P00689	Bolt, Hx.	2	" — "	5/8"-18 x 3 1/2"
47	P29099	Bolt, Hx.	2	" — "	5/8"-18 x 4 1/2"
48	P00700	Bolt, Hx.	8	" — "	3/4"-10 x 1 1/2"
49	P00791	Bolt, Hx.	16	" — "	3/4"-16 x 7"
50	P01314	Lockwasher	4	" — "	5/8"
51	P01315	Lockwasher	8	" — "	3/4"
52	P01363	Starwasher	2	" — "	5/8"
53	P01364	Starwasher	16	" — "	3/4"
54	P01535	Nut, Hx.	4	" — "	5/8"-18
55	P01536	Nut, Hx.	16	" — "	3/4"-16
56	P01585	Jam Nut, Hx. 5/8"-16X	2	" — "	3/4"-16
57	P01586	Jam Nut, Hx.	16	" — "	3/4"-16
58	P01635	Castle Nut, Hx.	2	" — "	5/8"-18
59	P03838	Cotter Pi	2	" — "	1/8" x 1"
60	P17802	90° Elbow, O-Ring	1	" — "	
61	See Page 1-62	Air Cleaner Assembly	—	.....	
62	See Page 1-64	Exhaust assembly	—	.....	
63	See Page 1-58	Radiator Assembly	—	.....	
64	See Page 1-54	Throttle Assembly	—	.....	
NI	20844B	Engine Block Heater Kit	1	1695 —	Optional
NI	P22635	Filter, Engine Oil	—	1695 —	
NI	P22636	Filter, Fuel	—	1695 —	

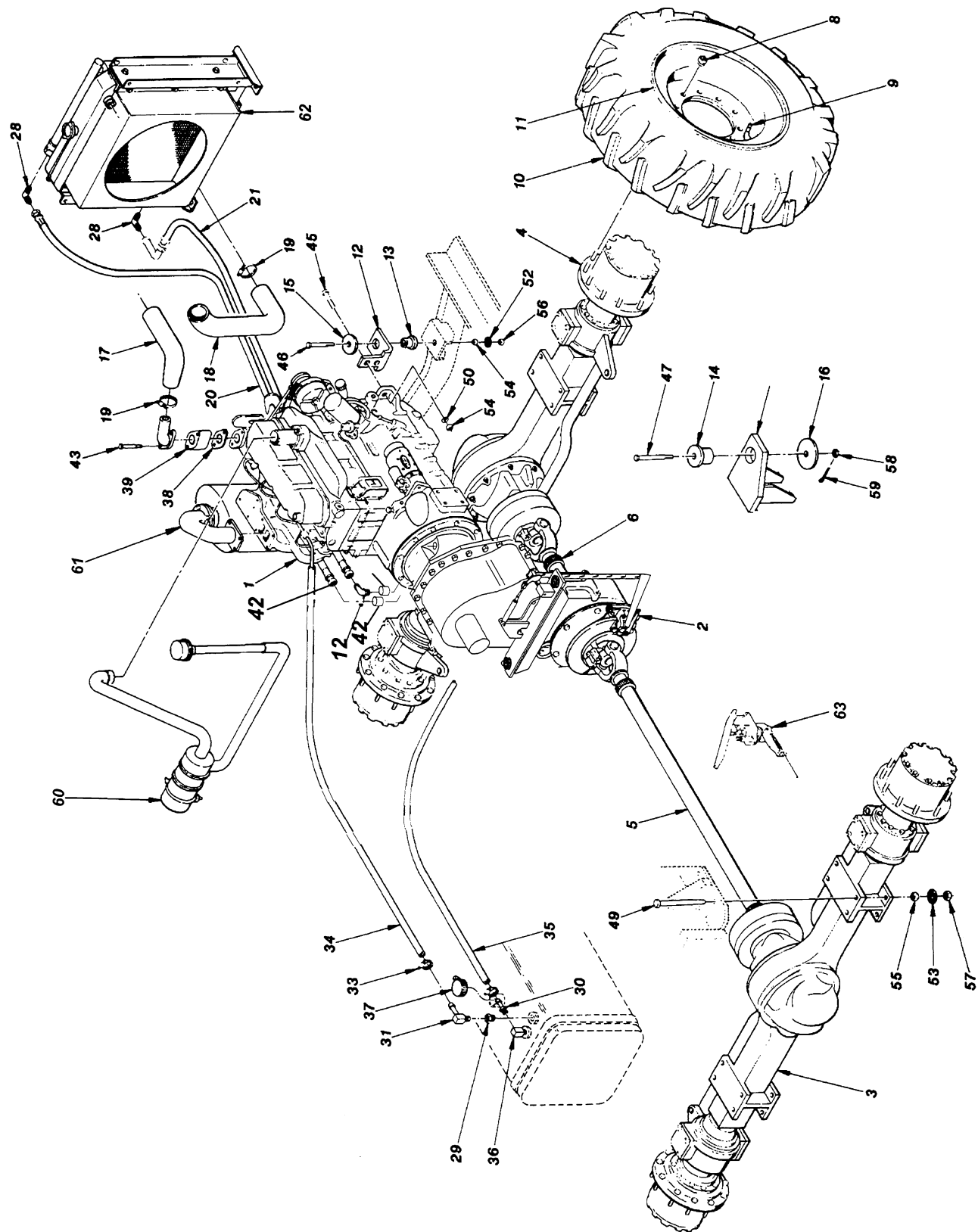


Figure 18352-9

**18352-9 (1 of 2)**

ITEM	PART NO.	DESCRIPTION	QTY	SERIAL NO.	REMARKS
1	P31134	Engine, Deere	1	3090, 3091, 3093-	239 C.I.D. 4 Cylinder
2	P31437	Transmission, ZF	1	" - "	
3	P31260	Axle	1	" - "	Front (Includes Item 8)
4	P31259	Axle	1	" - "	Rear (Includes Item 8)
5	P21779	Shaft, Drive	1	" - "	Front (Includes Cross & Bearing)
6	P24270	Shaft, Drive	1	" - "	Rear (Includes Cross & Bearing)
NI	P18749	U-Joint	-	" - "	
8	P13894	Lug Nut, Wheel	-	" - "	
9	P13673	Valve Stem	4	" - "	
10	P11688	Tire	4	" - "	13.00 x 24 8 PLY
	P19043	Tire	-	" - "	13.00 x 24 12 PLY
	P16443	Tire	-	" - "	13.00 x 24 12 PLY Steelguard
NI	P21570	Tube	-	" - "	13.00 x 24
11	P31122	Rim, Wheel	4	" - "	
12	P21632	90° Elbow	1	" - "	
13	P18180	Mount, Engine	2	" - "	Rubber
14	P18181	Mount, Transmission	2	" - "	Rubber
15	P20396	Snubbing Washer, Engine	2	" - "	
16	P20395	Snubbing Washer, Transmission	2	" - "	
17	P24298	Hose, Radiator	1	" - "	Upper
18	P21987	Hose, Radiator	1	" - "	Lower
19	P10601	Clamp, Hose	4	" - "	Radiator
20	P32420	Hose, Transmission Cooler	1	" - "	99" LG.
21	P32419	Hose, Transmission Cooler	1	" - "	68" LG.
22	28474B	Mount, Engine	1	" - "	L.H.
23	28473B	Mount, Engine	1	" - "	R.H.
24	P31925	O-Ring, Transmission Filter	1	" - "	
24A	P19133	Filter, Transmission	1	" - "	
27	P17792	45° Elbow, JIC-Pipe	1	" - "	
28	P17808	90° Elbow, JIC-Pipe	1	" - "	
29	P10690	Reducer Bushing	1	" - "	
30	P13619	Adapter, Pipe to Hose	1	" - "	
31	P21317	90° Elbow, Pipe to Hose - Fuel Tank	1	" - "	
NI	P21236	90° Elbow, Pipe to Hose - Fuel Pump	1	" - "	
33	P14047	Hose Clamp, Fuel Line	4	" - "	
34	N11433	Return Line	1	" - "	1/4" I.D. Hose
35	N11437	Fuel Line	1	" - "	5/16" I.D. Hose
36	P24983	Stand Tube, Fuel	-	" - "	
37	P12182	Fuel Cap	-	" - "	
38	P25386	Gasket, Thermostat	-	" - "	
39	P21785	Extension, Thermostat Housing	1	" - "	
	18412B	Extension, Thermostat Housing	-	" - "	Use with Optional Heater
40	35026B	Mount, Transmission	1	" - "	

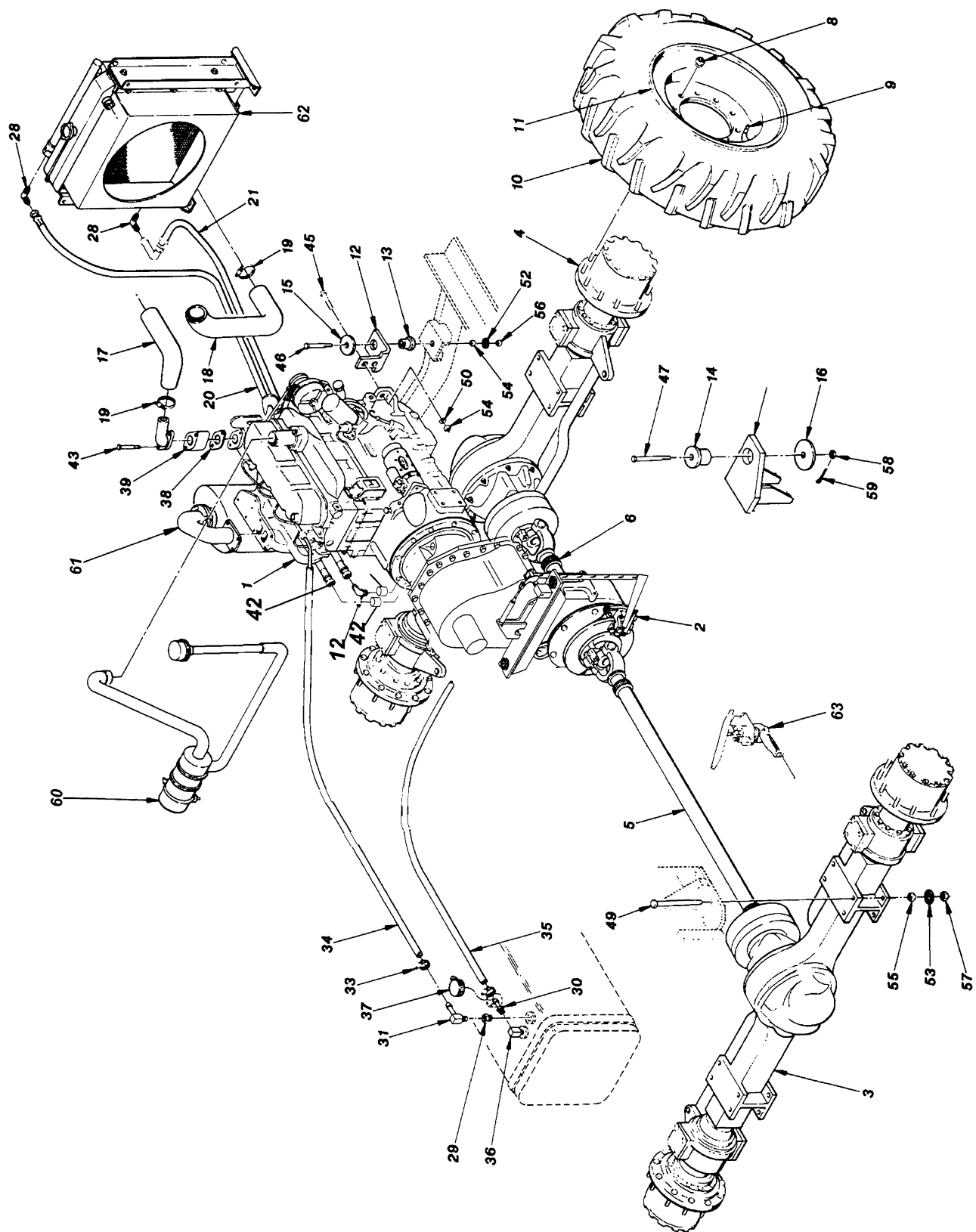


Figure 18352-9



**18352-9 (2 of 2)**

ITEM	PART NO.	DESCRIPTION	QTY.	SERIAL NO.	REMARKS
41	35080A	Strap, Transmission Dipstick	1	" - "	
42	P31573	Connector	2	" - "	
43	P00213	Bolt, Hx.	2	" - "	3/8"-16 x 3 1/4"
NI	P00604	Bolt, Hx.	2	" - "	5/8"-11 x 2"
45	P00605	Bolt, Hx.	2	" - "	5/8"-11 x 2 1/4"
46	P00689	Bolt, Hx.	2	" - "	5/8"-18 x 3 1/2"
47	30260A	Bolt, Hx.	2	" - "	5/8"-18 x 4 1/2"
48	P04354	Bolt, Hx.	4	" - "	M20-2.5 x 50mm GR 8.8
49	P00791	Bolt, Hx.	16	" - "	3/4"-16 x 7"
50	P01314	Lockwasher	4	" - "	5/8"
51	P04613	Lockwasher	4	" - "	M20
52	P01363	Starwasher	2	" - "	5/8"
53	P01364	Starwasher	16	" - "	3/4"
54	P01535	Nut, Hx.	4	" - "	5/8"-18
55	P01536	Nut, Hx.	16	" - "	3/4"-16
56	P01585	Jam Nut, Hx.	2	" - "	5/8"-16
57	P01586	Jam Nut, Hx.	16	" - "	3/4"-16
58	P01635	Castle Nut, Hx.	2	" - "	5/8"-18
59	P03838	Cotter Pin	2	" - "	1/8" x 1"
60	See Page 1-62	Air Cleaner Assembly	—	.....	
61	See Page 1-64	Exhaust assembly	—	.....	
62	See Page 1-58	Radiator Assembly	—	.....	
63	See Page 1-54	Throttle Assembly	—	.....	
—	20844B	Engine Block Heater Kit	1	" - "	Optional
—	P22635	Filter, Engine Oil	—	" - "	
—	P22636	Filter, Fuel	—	" - "	

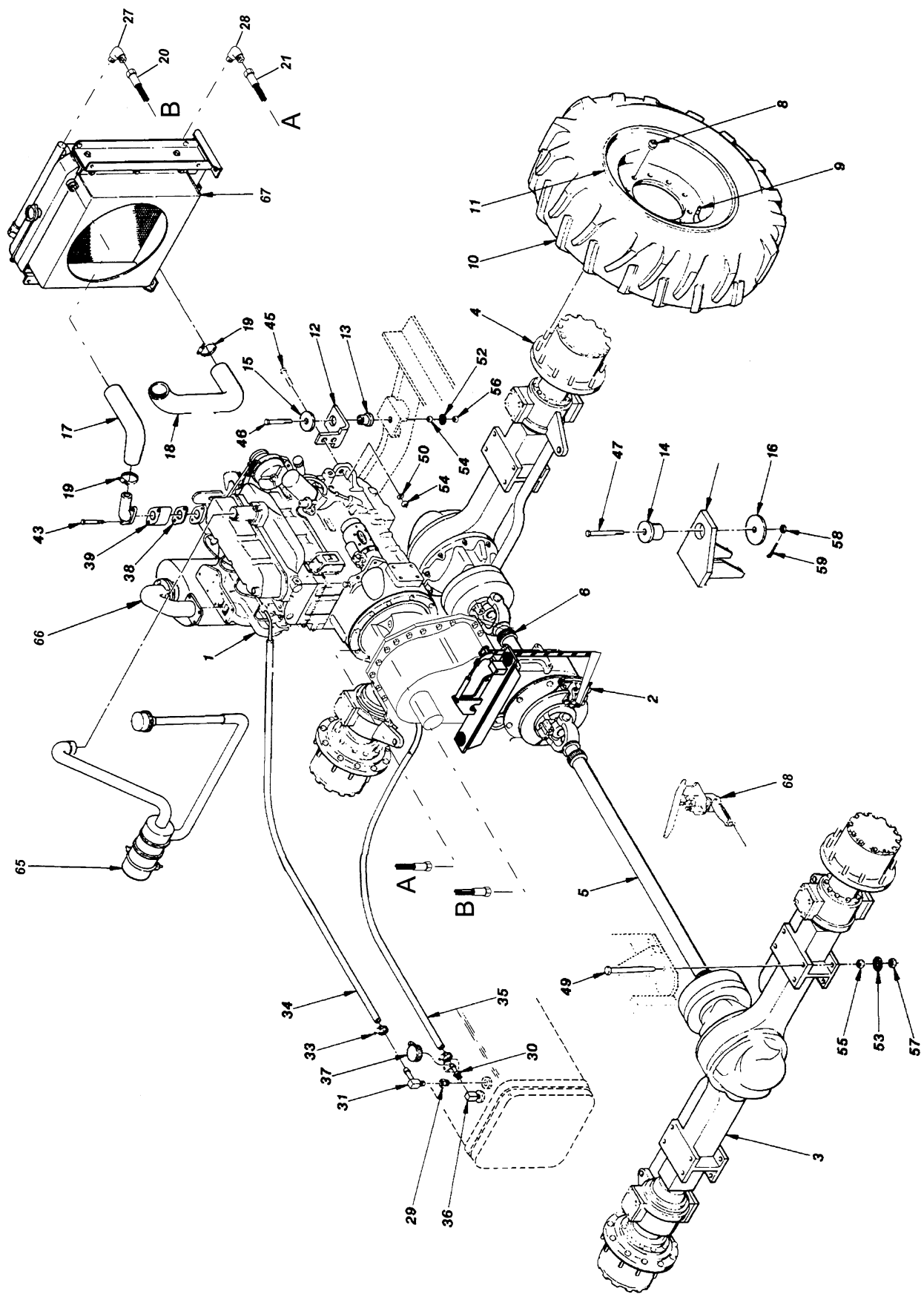


Figure 18352-10

**18352-10 (1 of 2)**

ITEM	PART NO.	DESCRIPTION	QTY.	SERIAL NO.	REMARKS
1	P31145	Engine, Deere	1	3090, 3091, 3093-	239 C.I.D. 4 Cylinder
2	P31437	Transmission, ZF	1	" - "	
3	34583C	Axle	1	" - "	Front (Includes Item 8)
4	34584C	Axle	1	" - "	Rear (Includes Item 8)
5	P21779	Shaft, Drive	1	" - "	Front (Includes Cross & Bearing)
6	P24270	Shaft, Drive	1	" - "	Rear (Includes Cross & Bearing)
NI	P18749	U-Joint	-	" - "	
8	P13894	Lug Nut, Wheel	-	" - "	
9	P13673	Valve Stem	4	" - "	
10	P11688	Tire	4	" - "	13.00 x 24 8 PLY
	P19043	Tire	-	" - "	13.00 x 24 12 PLY
	P16443	Tire	-	" - "	13.00 x 24 12 PLY Steelguard
NI	P21570	Tube	-	" - "	13.00 x 24
11	P31122	Rim, Wheel	4	" - "	
12	P21632	90° Elbow	1	" - "	
13	P18180	Mount, Engine	2	" - "	Rubber
14	P18181	Mount, Transmission	2	" - "	Rubber
15	P20396	Snubbing Washer, Engine	2	" - "	
16	P20395	Snubbing Washer, Transmission	2	" - "	
17	P24298	Hose, Radiator	1	" - "	Upper
18	P21987	Hose, Radiator	1	" - "	Lower
19	P10601	Clamp, Hose	4	" - "	Radiator
20	P32420	Hose, Transmission Cooler	1	" - "	99" LG.
21	P32419	Hose, Transmission Cooler	1	" - "	68" LG.
22	28474B	Mount, Engine	1	" - "	L.H.
23	28473B	Mount, Engine	1	" - "	R.H.
24	P31925	O-Ring, Transmission Filter	1	" - "	
24A	P31926	Filter, Transmission	1	" - "	
NI	P17810	Clamp, Hose	2	" - "	
27	P17792	45° Elbow, JIC-Pipe	1	" - "	
28	P17808	90° Elbow, JIC-Pipe	1	" - "	
29	P10690	Reducer Bushing	1	" - "	
30	P13619	Adapter, Pipe to Hose	1	" - "	
31	P21317	90° Elbow, Pipe to Hose - Fuel Tank	1	" - "	
NI	P21236	90° Elbow, Pipe to Hose - Fuel Pump	1	" - "	
33	P14047	Hose Clamp, Fuel Line	4	" - "	
34	N11433	Return Line	1	" - "	1/4" I.D. Hose
35	N11437	Fuel Line	1	" - "	5/16" I.D. Hose
36	P24983	Stand Tube, Fuel	-	" - "	
37	P12182	Fuel Cap	-	" - "	
38	P25386	Gasket, Thermostat	-	" - "	
39	P21785	Extension, Thermostat Housing	1	" - "	
	18412B	Extension, Thermostat Housing	-	" - "	Use with Optional Heater
40	35026B	Mount, Transmission	1	" - "	

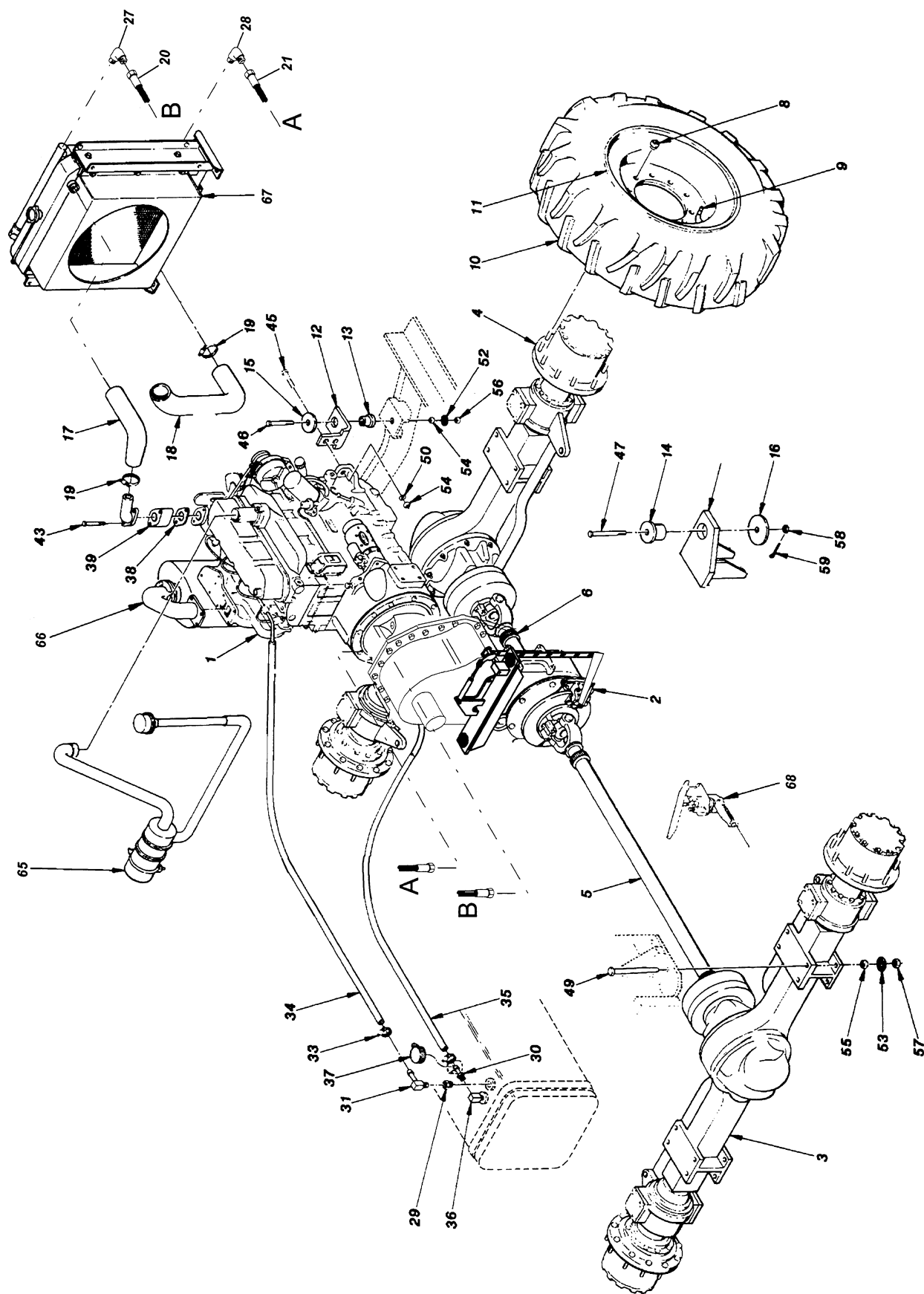


Figure 18352-10

## 18352-10 (2 of 2)

ITEM	PART NO.	DESCRIPTION	QTY.	SERIAL NO.	REMARKS
NI	P31573	Connector	2	" - "	
NI	P31574	O-Ring	2	" - "	
43	P00213	Bolt, Hx.	2	" - "	3/8"-16 x 3 1/4"
NI	P00604	Bolt, Hx.	2	" - "	5/8"-11 x 2"
45	P00607	Bolt, Hx.	2	" - "	5/8"-11 x 2 3/4"
46	P00694	Bolt, Hx.	2	" - "	5/8"-18 x 5 1/2"
47	30260A	Bolt, Hx.	2	" - "	5/8"-18 x 4 1/2"
48	P04354	Bolt, Hx.	4	" - "	M20-2.5 x 50mm GR 8.8
49	P00205	Bolt, Hx.	12	" - "	3/8"-16 x 1 1/4"
50	P01314	Lockwasher	4	" - "	5/8"
51	P04613	Lockwasher	4	" - "	M20
52	P01310	Lockwasher	12	" - "	
53	P01364	Starwasher	16	" - "	3/4"
54	P01535	Nut, Hx.	4	" - "	5/8"-18
55	P04608	Lockwasher	4	" - "	M10
56	P01585	Jam Nut, Hx.	2	" - "	5/8"-16
58	P01635	Castle Nut, Hx.	2	" - "	5/8"-18
59	P03838	Cotter Pin	2	" - "	1/8" x 1"
60	P04181	Bolt, Hx.	4	" - "	M10-1.5 mm x 40 mm GR 10.9
61	P31180	Hose, Grease Zerk	1	" - "	
62	P20866	Connector, Male	1	" - "	
63	P27385	90° Elbow	1	" - "	
64	P15275	45° Grease Zerk	1	" - "	
65	See Page 1-62	Air Cleaner Assembly	—	.....	
66	See Page 1-64	Exhaust assembly	—	.....	
67	See Page 1-58	Radiator Assembly	—	.....	
68	See Page 1-54	Throttle Assembly	—	.....	
—	20844B	Engine Block Heater Kit	1	" - "	Optional
—	P22635	Filter, Engine Oil	—	" - "	
—	P22636	Filter, Fuel	—	" - "	

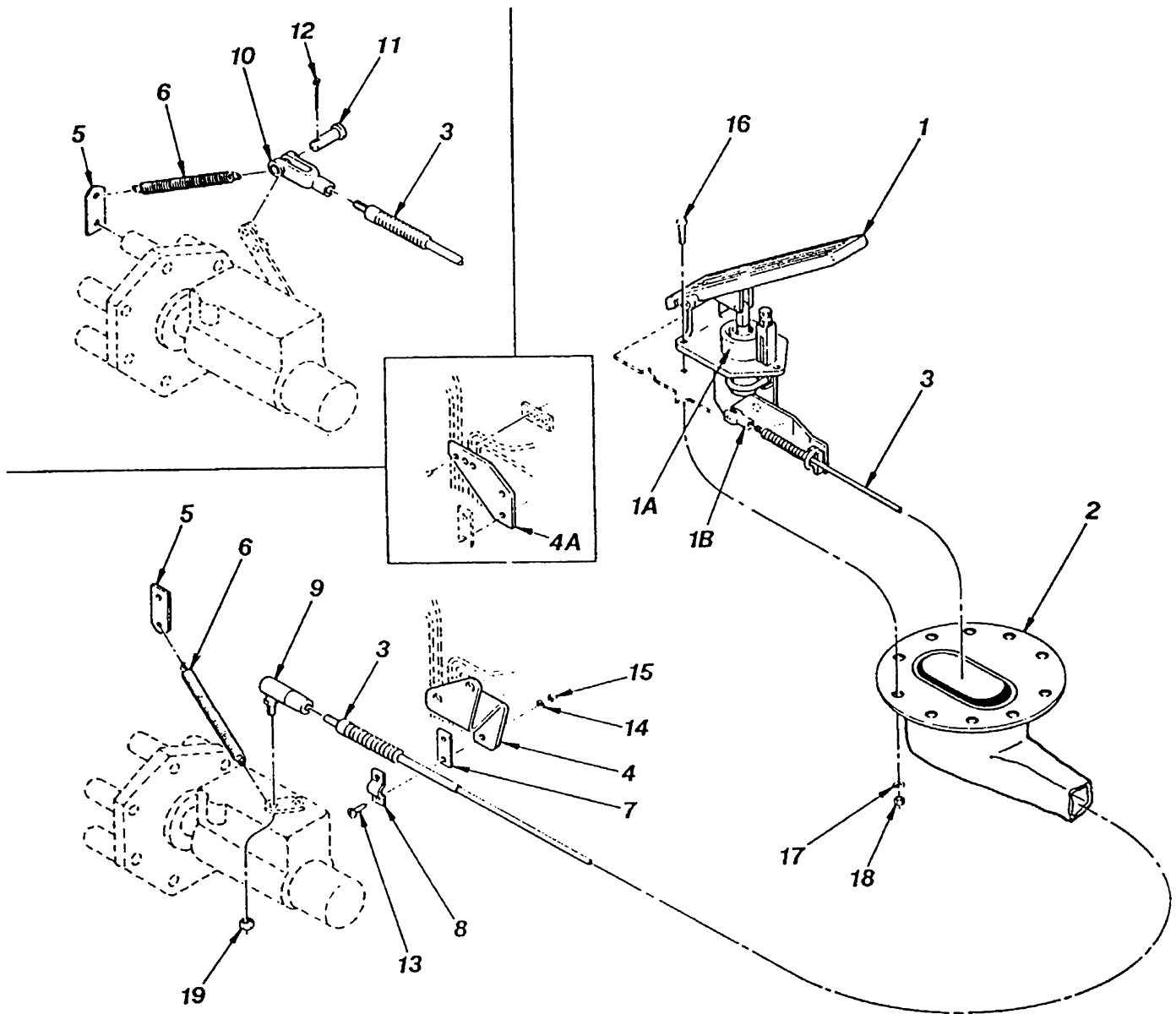


Figure 18369-1

## 18369-1

ITEM	PART NO.	DESCRIPTION	QTY	SERIAL NO.	REMARKS
1	P19263	Pedal, Accelerator	1	.....	
1A	P20069	Bellows	—	.....	
1B	P20072	Kit, Clevis	—	.....	
2	P19268	Boot, Guard	1	.....	
3	P19264	Cable, Throttle	1	.....	
4	34657A	Bracket, Cable	1	.....	
	18028B	Bracket, Cable	1	.....	Early Production
4A	18764A	Bracket, Cable	1	.....	Alternate
5	17786A	Anchor, Spring	1	.....	
6	P21260	Spring	1	.....	
7	P19128	Shim, Cap	1	.....	
8	P17678	Clamp, Cable	1	.....	
9	P10505	Ball Joint	1	.....	
10	P10508	Clevis	1	.....	Alternate
11	P10509	Clevis Pin	1	.....	Alternate
12	P03823	Cotter Pin	1	.....	3/32" x 3/4", Alternate
13	P02057	Screw, Rd. Hd.	2	.....	#10-24 x 3/4"
14	P01306	Lockwasher	2	.....	#10
15	P01504	Nut, Hx.	2	.....	#10-24
16	P00005	Bolt, Hx.	3	.....	1/4"-20 x 1"
17	P01308	Lockwasher	3	.....	1/4"
18	P01506	Nut, Hx.	3	.....	1/4"-20
19	P01529	Nut, Hx.	1	.....	1/4"-28

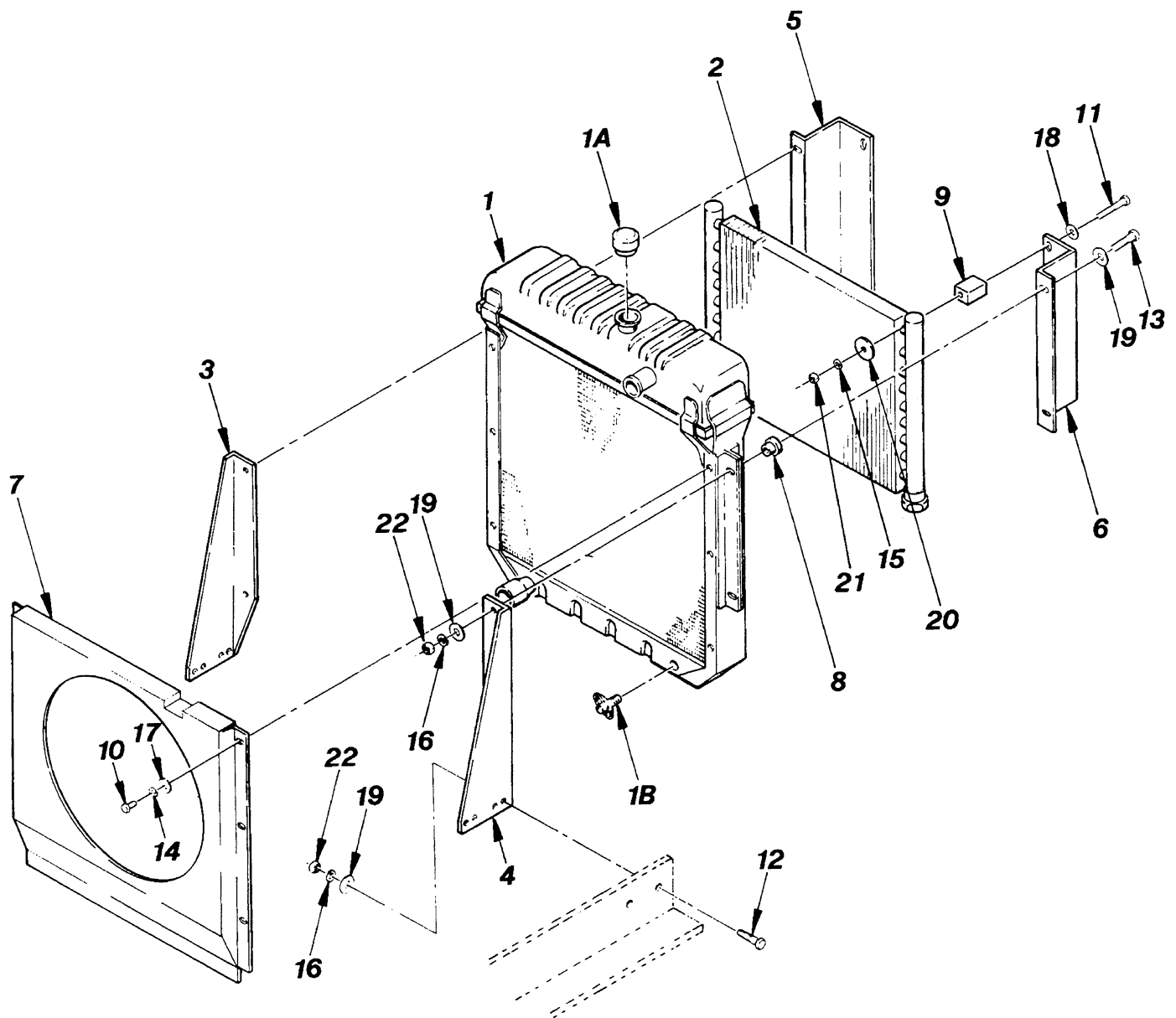
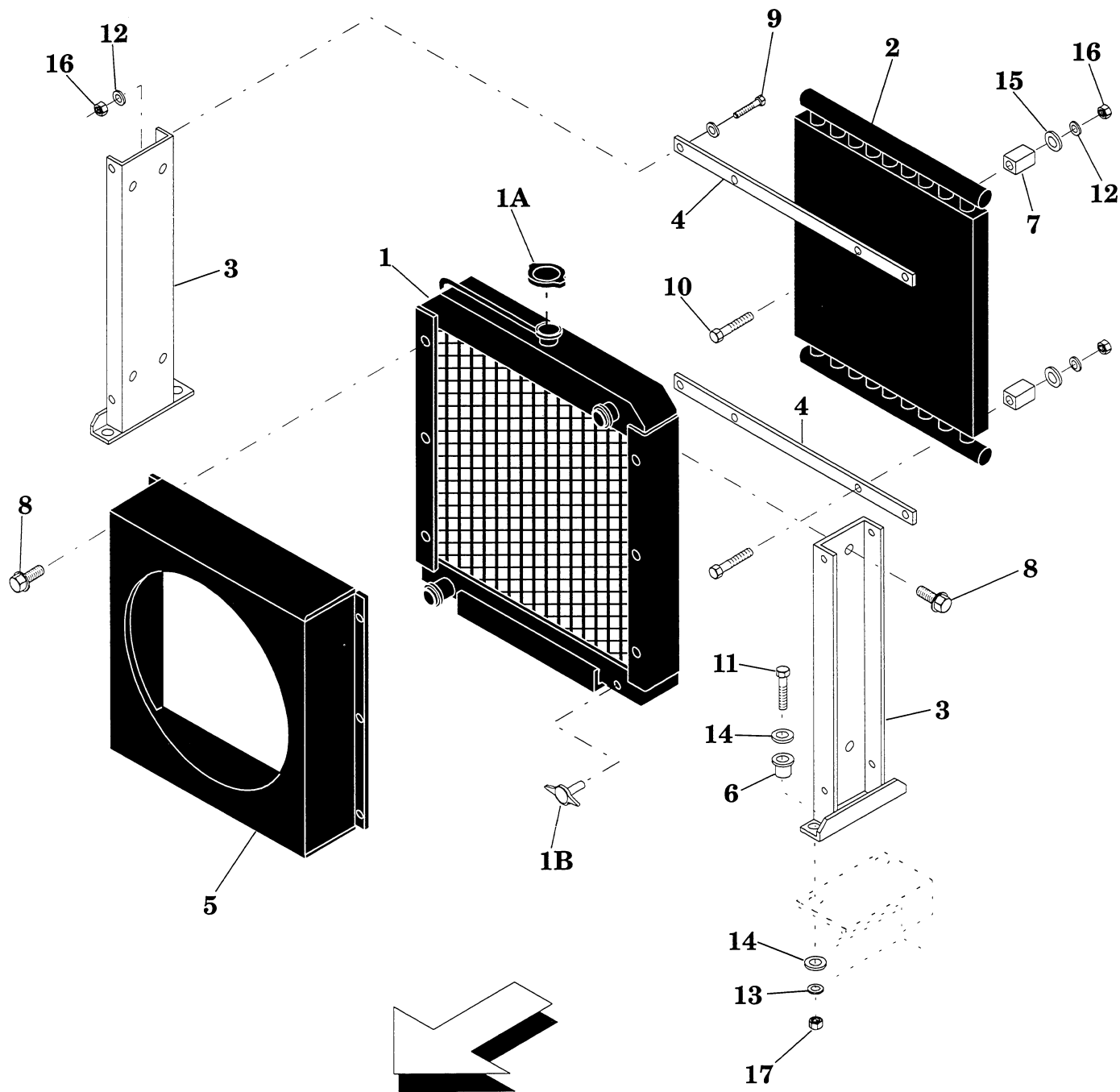


Figure 18372-1



**18372-1**

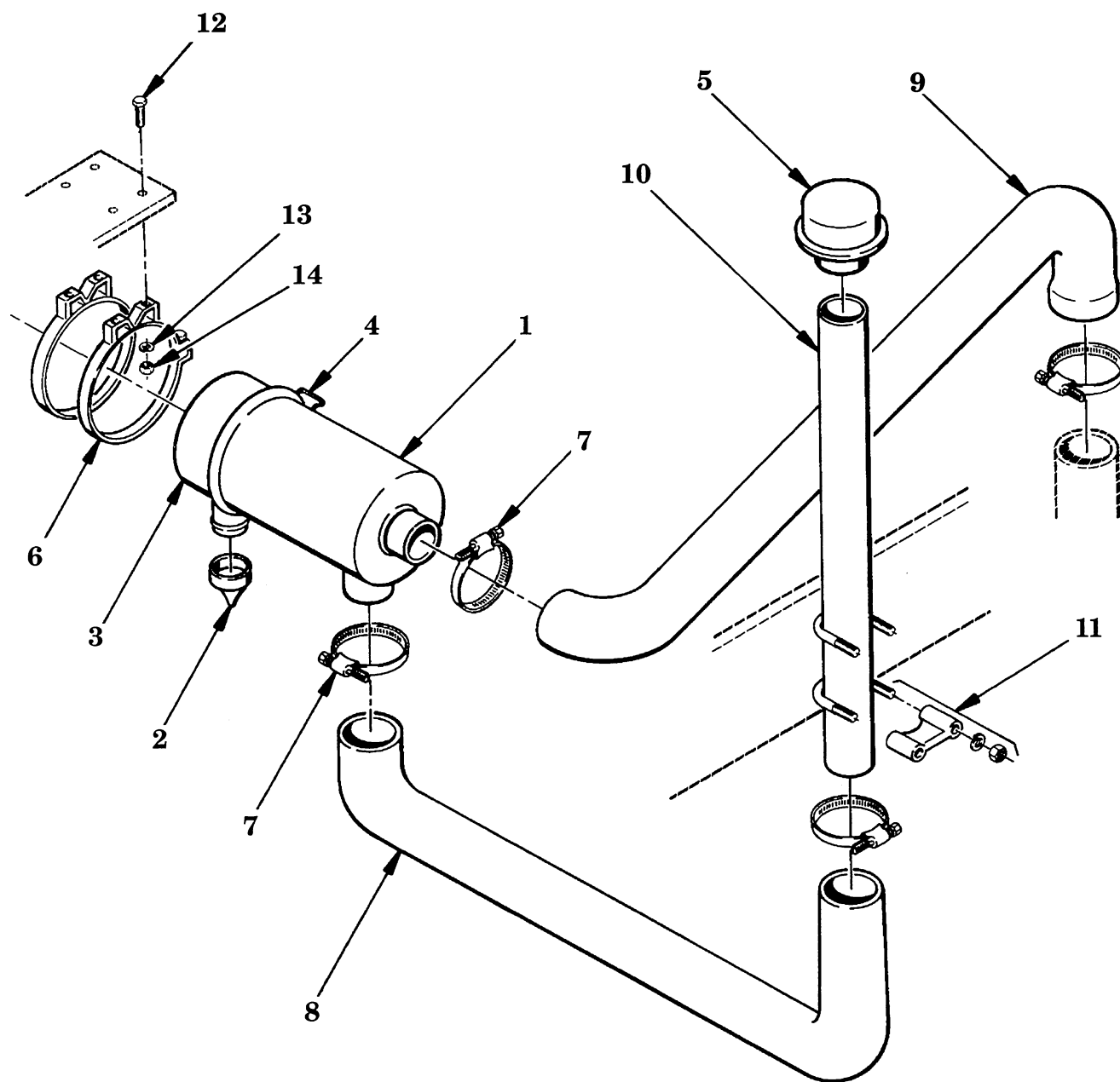
ITEM	PART NO.	DESCRIPTION	QTY	SERIAL NO.	REMARKS
1	P21989	Radiator	1	101-770, 772, 773	
1A	P13544	Cap, Radiator	-	" - "	
NI	P31576	Cap, Radiator Testing	-	" - "	
1B	P16675	Drain Cock	-	" - "	
2	P17598	Oil Cooler, Transmission	1	" - "	
3	18519-1C	Mounting Bracket, R.H.	1	" - "	Radiator
4	18519-2C	Mounting Bracket, L.H.	1	" - "	Radiator
5	15538C	Support Bracket, R.H.	1	" - "	Oil Cooler
6	15539C	Support Bracket, L.H.	1	" - "	Oil Cooler
7	P21986	Fan Shroud	1	" - "	
8	P18723	Rubber Grommet	4	" - "	
9	P26312	Rubber Mounting Block	4	" - "	
10	P00001	Bolt, Hx.	6	" - "	1/4"-20 x 1/2"
11	P00111	Bolt, Hx.	4	" - "	5/16"-18 x 2 3/4"
12	P00204	Bolt, Hx.	4	" - "	3/8"-16 x 1"
13	P00206	Bolt, Hx.	4	" - "	3/8"-16 x 1 1/2"
14	P01308	Lockwasher	6	" - "	1/4"
15	P01309	Lockwasher	4	" - "	5/16"
16	P01310	Lockwasher	8	" - "	3/8"
17	P01402	Flatwasher	6	" - "	1/4"
18	P01403	Flatwasher	4	" - "	5/16"
19	P01404	Flatwasher	12	" - "	3/8"
20	P01453	Flatwasher	4	" - "	5/16" - Fender
21	P01507	Nut, Hx.	4	" - "	5/16"-18
22	P01508	Nut, Hx.	8	" - "	3/8"-16



**Figure 18372-2**

**18372-2**

ITEM	PART NO.	DESCRIPTION	QTY	SERIAL NO.	REMARKS
1	P24296	Radiator	1	771, 774 -	
	P31143	Radiator	1	" - "	With ZF Transmission
1A	P25365	Cap, Radiator	-	" - "	
1B	P16675	Drain Cock	-	" - "	
2	P17598	Oil Cooler	1	" - "	Transmission
3	18751B	Mounting Bracket	2	" - "	Radiator
4	18415B	Mounting Bar	2	" - "	Oil Cooler
5	P24731	Fan Shroud	1	" - "	
6	P18723	Rubber Grommet	4	" - "	
7	P26312	Rubber Mounting Block	4	" - "	
8	P24307	Bolt, Flange Hd.	14	" - "	5/16"-18 x 1/2"
9	P00104	Bolt, Hx.	4	" - "	5/16"-18 x 1"
10	P00111	Bolt, Hx.	4	" - "	5/16"-18 x 2 3/4"
11	P00205	Bolt, Hx.	4	" - "	3/8"-16 x 1 1/4"
12	P01309	Lockwasher	8	" - "	5/16"
13	P01310	Lockwasher	4	" - "	3/8"
14	P01404	Flatwasher	8	" - "	3/8"
15	P01453	Flatwasher	4	" - "	5/16" - Fender
16	P01507	Nut, Hx.	8	" - "	5/16"-18
17	P01508	Nut, Hx.	4	" - "	3/8"-16



**Figure 18375-1**

## 18375-1

ITEM	PART NO.	DESCRIPTION	QTY	SERIAL NO.	REMARKS
1	P12163	Air Cleaner	1	101 – 710	
2	P20342	Vacuator	–	" – "	
3	P19727	Vacuator Cup	–	" – "	
4	P20499	Clamp, Air Cleaner	–	" – "	
NI	P17340	Baffle	–	" – "	
NI	P18169	Thumb Screw	–	" – "	
NI	P12179	Filter Element	–	" – "	
5	P12164	Rain Cap	1	" – "	
6	P12165	Mounting Band	2	" – "	
7	P10601	Hose Clamp	4	" – "	
8	P21791	Intake Hose, Air Stack	1	" – "	
9	P21792	Intake Hose, Engine	1	" – "	
10	18347-14C	Tube, Air Stack	1	" – "	
11	P12169	Clamp, Stack Tube	2	" – "	
12	P00204	Bolt, Hx.	4	" – "	3/8"-16 x 1"
13	P01310	Lockwasher	4	" – "	3/8"
14	P01508	Nut, Hx.	4	" – "	3/8"-16

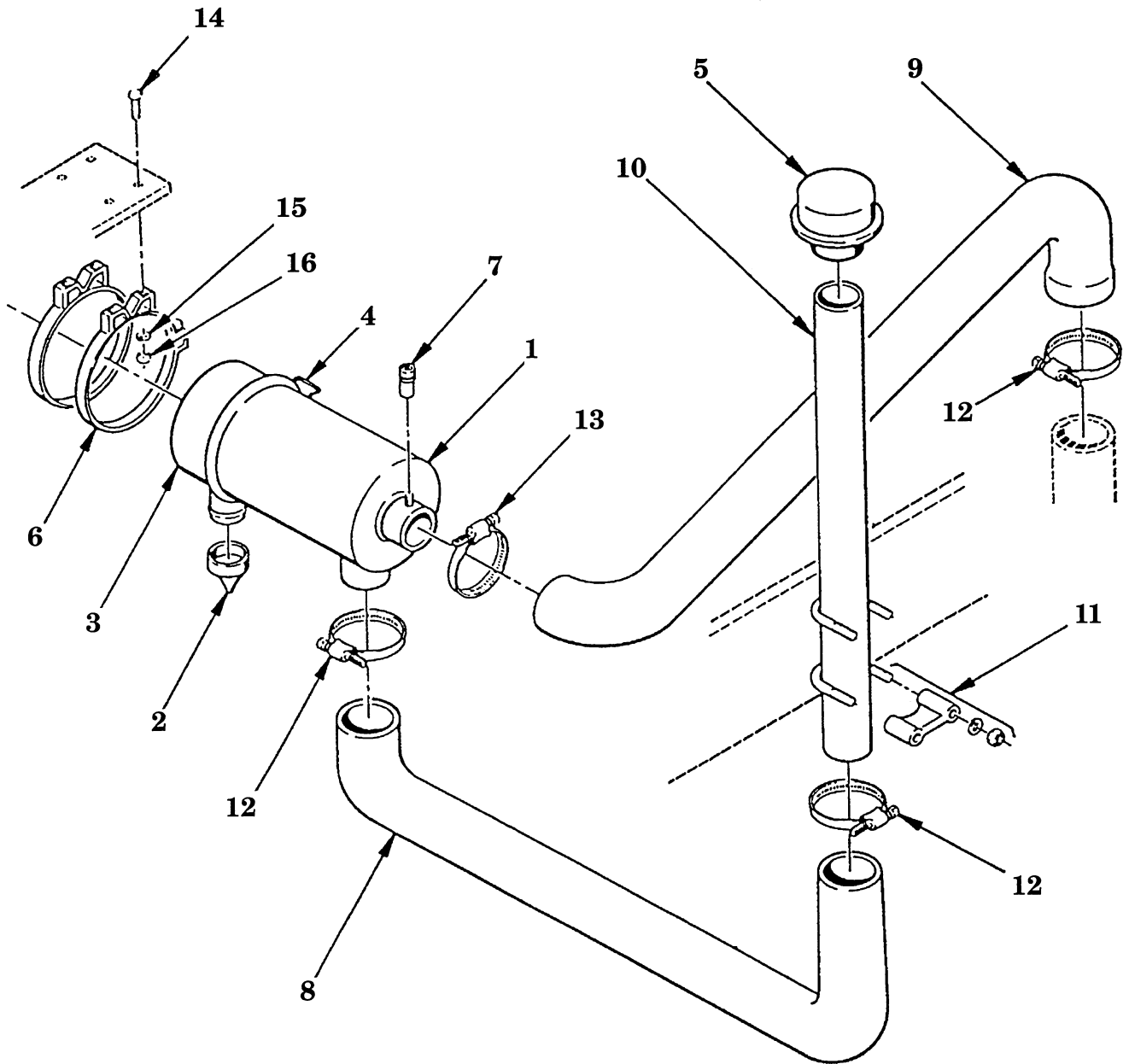
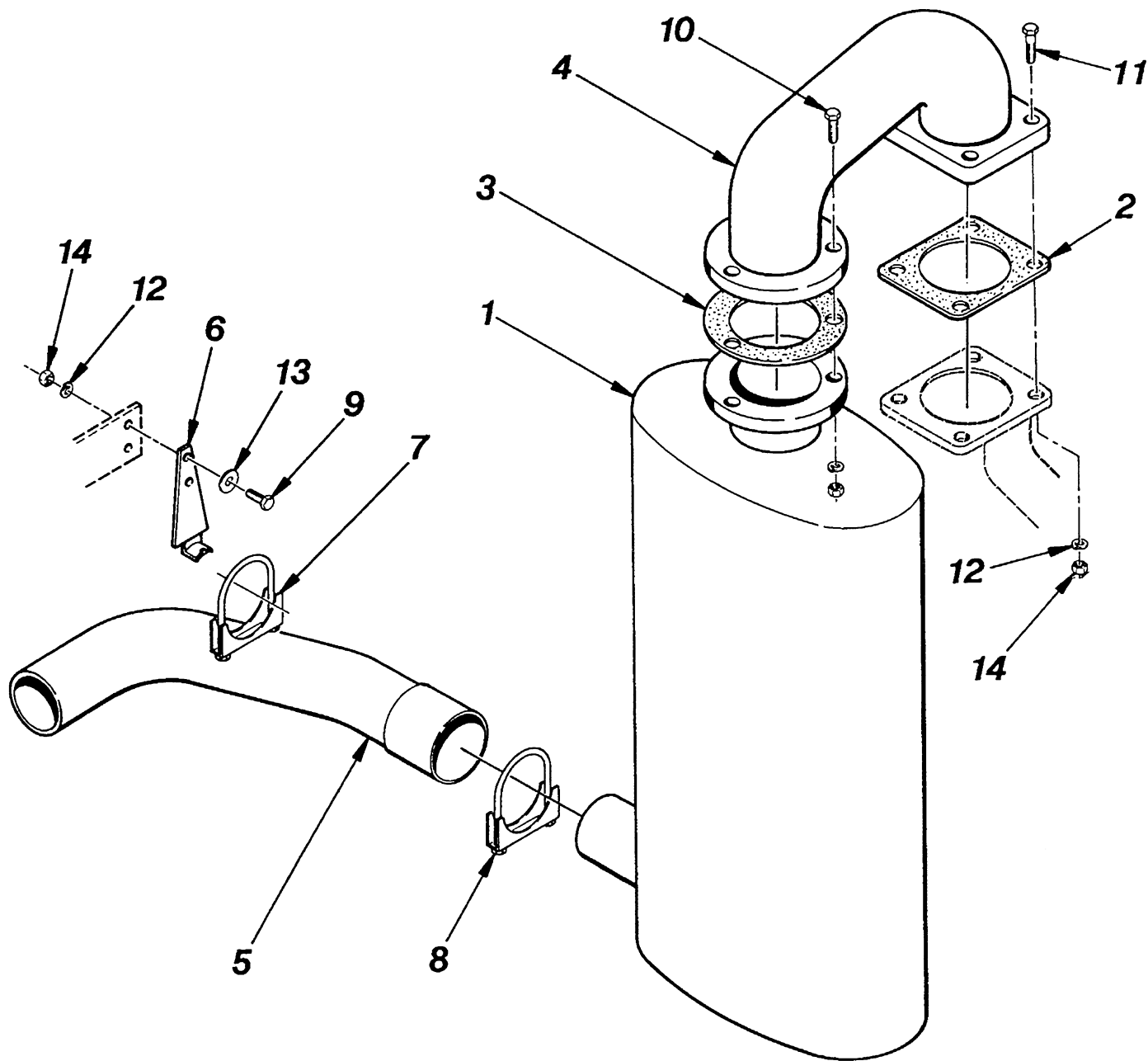


Figure 18375-2

**18375-2**

ITEM	PART NO.	DESCRIPTION	QTY	SERIAL NO.	REMARKS
1	P21483	Air Cleaner	1	711 -	
2	P21497	Vacuator Valve	-	" - "	
3	P19727	Vacuator Cup	-	" - "	
4	P20499	Clamp, Air Cleaner	-	" - "	
NI	P20076	Baffle	-	" - "	
NI	P21496	Wing Nut and Washer Gasket	-	" - "	
NI	P21498	Filter Element, Safety	-	" - "	
NI	P21499	Filter Element, Primary	-	" - "	
5	P17136	Rain Cap	1	" - "	
6	P12165	Mounting Band	2	" - "	
7	P21485	Service Indicator	1	" - "	
8	P21508	Intake Hose, Air Stack	1	" - "	
9	P21509	Intake Hose, Engine	1	" - "	
10	18347-13C	Tube, Air Stack	1	" - "	
11	P17169	Clamp, Stack Tube	2	" - "	
12	P10553	Hose Clamp	3	" - "	
13	P10601	Hose Clamp	1	" - "	
14	P00204	Bolt, Hx.	4	" - "	3/8"-16 x 1"
15	P01310	Lockwasher	4	" - "	3/8"
16	P01508	Nut, Hx.	4	" - "	3/8"-16

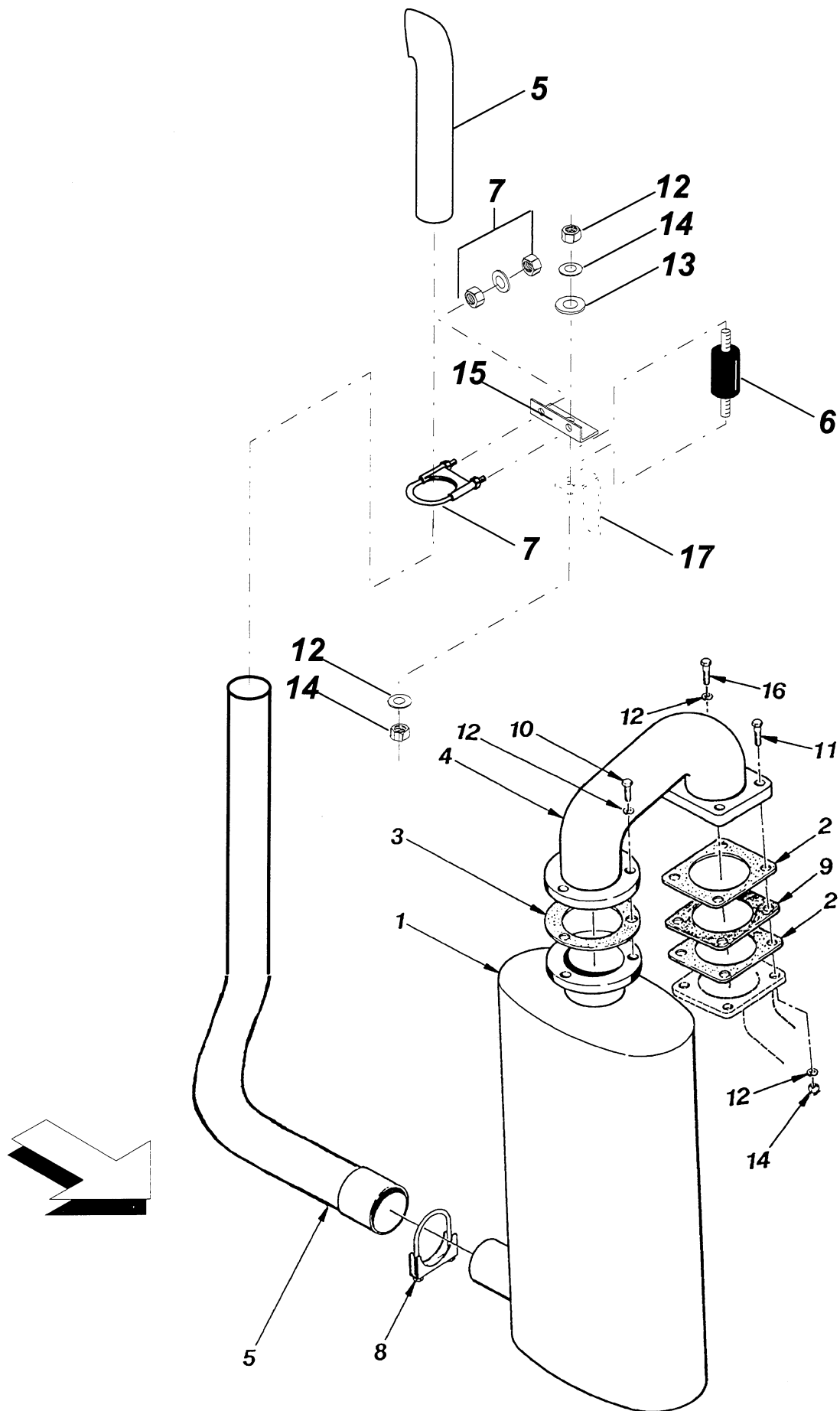


**Figure 18378-2**



## 18378-2

ITEM	PART NO.	DESCRIPTION	QTY	SERIAL NO.	REMARKS
1	P21790	Muffler	1	101 - 3111	
2	P21786	Gasket, Manifold	1	" - "	
3	P22197	Gasket, Muffler	1	" - "	
4	18990C	Exhaust Elbow	1	" - "	
5	P21800	Tail Pipe	1	" - "	
6	P19280	Hanger, Tail Pipe	1	" - "	
7	P12169	Muffler, Clamp	1	" - "	2 1/2"
8	P21078	Muffler, Clamp	1	" - "	2 3/4"
9	P00202	Bolt, Hx.	2	" - "	3/8"-16 x 3/4"
10	P00205	Bolt, Hx.	3	" - "	3/8"-16 x 1 1/4"
11	P00207	Bolt, Hx.	4	" - "	3/8"-16 x 1 3/4"
12	P01310	Lockwasher`	9	" - "	3/8"
13	P01404	Flatwasher	2	" - "	3/8"
14	P01508	Nut, Hx.	9	" - "	3/8"-16



**Figure 18378-3**

**18378-3**

ITEM	PART NO.	DESCRIPTION	QTY	SERIAL NO.	REMARKS
1	35095A	Muffler	1	3112 -	
2	P21786	Gasket, Manifold	2	" - "	
3	P22197	Gasket, Muffler	1	" - "	
4	18990C	Exhaust Elbow	1	" - "	
5	P31671	Tail Pipe	1	" - "	
6	P27620	Rubber Mount	1	" - "	
7	P12169	Muffler, Clamp	1	" - "	2 1/2"
8	P21078	Muffler, Clamp	1	" - "	2 3/4"
9	P31669	Spacer	1	" - "	
10	P00205	Bolt, Hx.	3	" - "	3/8"-16 x 1 1/4"
11	P00209	Bolt, Hx.	3	" - "	3/8"-16 x 2 1/4"
12	P01310	Lockwasher	9	" - "	3/8"
13	P01404	Flatwasher	1	" - "	3/8"
14	P01508	Nut, Hx.	6	" - "	3/8"-16
15	35099A	Bracket	1	" - "	
16	P00208	Bolt, Hx.	1	" - "	3/8"-16 x 2"
17	Ref.	Main Frame Assembly	-	" - "	

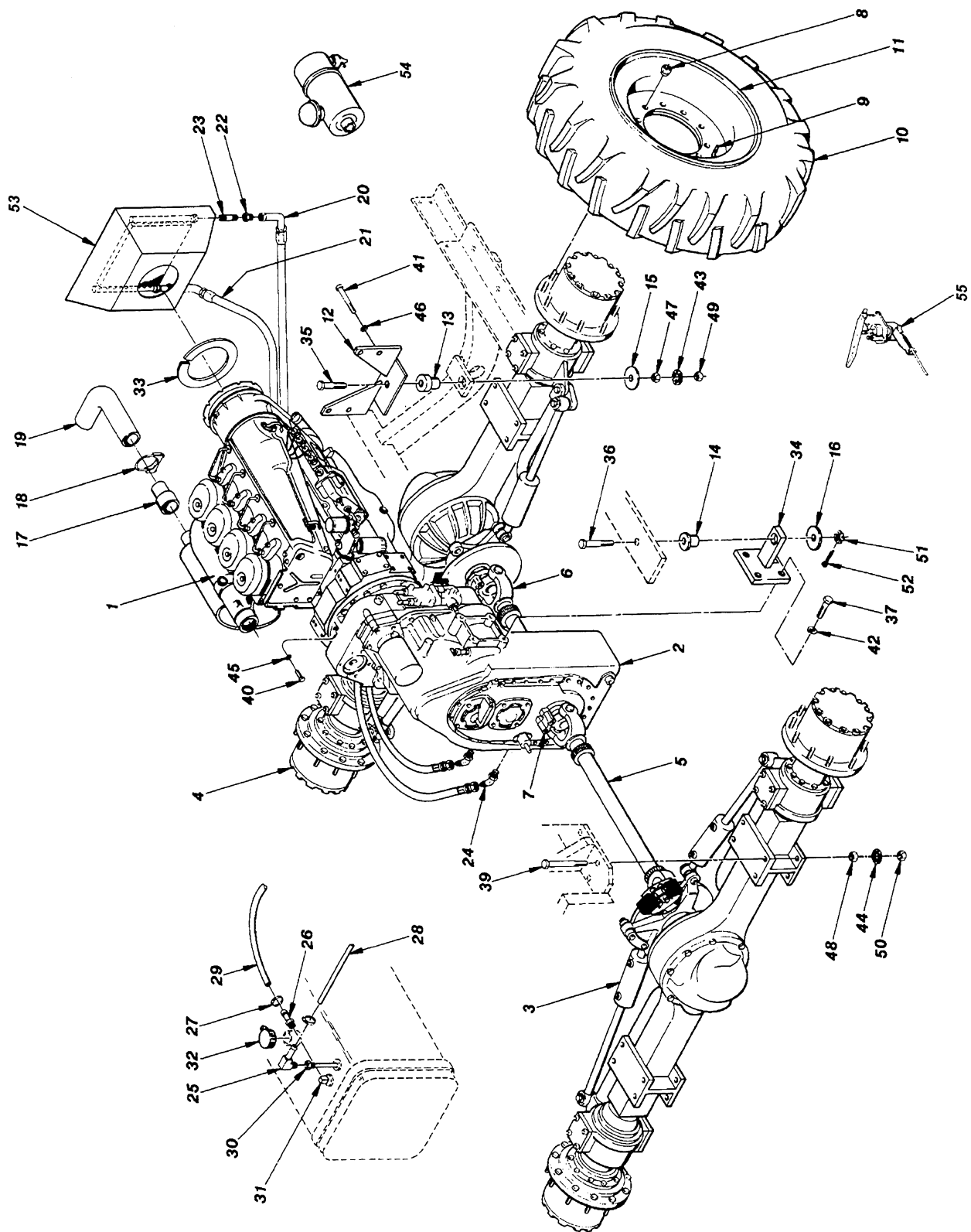


Figure 18353

**18353 (1 of 2)**

ITEM	PART NO.	DESCRIPTION	QTY	SERIAL NO.	REMARKS
1	P21346	Engine, Deutz	1	.....	230 C.I.D. 4 Cylinder
2	P19867	Transmission, Clark	1	.....	with Parking Brake
	P19900	Transmission, Clark	—	.....	w/o Parking Brake
3	P18009	Axle	1	.....	Front - Drum Brakes
	P21735	Axle	—	533 —	Front - Disc Brakes
	P18068	Axle	—	101 — 532	Front - Disc Brakes
4	P18010	Axle	1	.....	Rear - Drum Brakes
	P21736	Axle	—	533 —	Rear - Disc Brakes
	P18069	Axle	—	101 — 532	Rear - Disc Brakes
5	P20417	Shaft, Drive	1	.....	Front - w/Drum Brake Axles
	P21676	Shaft, Drive	—	524 —	Front - w/Disc Brake Axles
	19197B	Shaft, Drive	—	101 — 523	Front - w/Disc Brake Axles
6	P20418	Shaft, Drive	1	.....	Rear - w/Drum Brake Axles
	P21678	Shaft, Drive	—	.....	Rear - w/Disc Brake Axles
7	P17734	U-Joint, Tapped Hole	—	.....	
	P18749	U-Joint, Thru Hole	—	.....	
8	P13894	Lug Nut, Wheel	—	.....	
9	P13673	Valve Stem	4	.....	
10	P13020	Tire	4	.....	12.00 x 24 8 PLY
	P11688	Tire	—	.....	13.00 x 24 8 PLY
	P19043	Tire	—	.....	13.00 x 24 12 PLY
	P16443	Tire	—	.....	13.00 x 24 12 PLY Steelguard
NI	P21570	Tube	—	.....	12.00 x 24
11	12749C	Rim, Wheel	4	.....	
NI	P16439	Lock Ring	—	.....	
NI	P16441	O-Ring	—	.....	
NI	P17260	Flange	—	.....	
12	18521B	Mounting Bracket, Engine	1	.....	
13	P18180	Mount, Engine	1	.....	Rubber
14	P18181	Mount, Transmission	2	.....	Rubber
15	P20396	Snubbing Washer, Engine	1	.....	
16	P20395	Snubbing Washer, Transmission	2	.....	
17	17889A	Adapter, Exhaust	1	.....	
18	P10548	Clamp, Tail Pipe	1	.....	
19	P20454	Exhaust Pipe, Tail	4	.....	
20	P21302	Hose, Transmission Cooler	1	.....	70" LG.
21	P21350	Hose, Transmission Cooler	1	.....	56" LG.
22	P17791	Adapter, JIC - Pipe	2	.....	
23	P10819	Nipple, Pipe	2	.....	
24	P19147	45° Elbow, O-Ring	2	.....	
25	P20830	90° Elbow, Pipe to Hose	1	.....	
26	P13619	90° Elbow, Pipe to Hose	1	.....	
27	P14047	Hose Clamp, Fuel Line	4	.....	
28	N11429	Return Line	1	.....	3/16" I.D. Hose
29	N11438	Fuel Line	1	.....	5/16" I.D. Hose
30	21915A	Return Tube, Fuel	1	.....	
31	P24983	Stand Tube, Fuel	—	.....	
NI	P12182	Fuel Cap	—	.....	
33	N11425	Sponge Gasket, Air Shroud	1	.....	

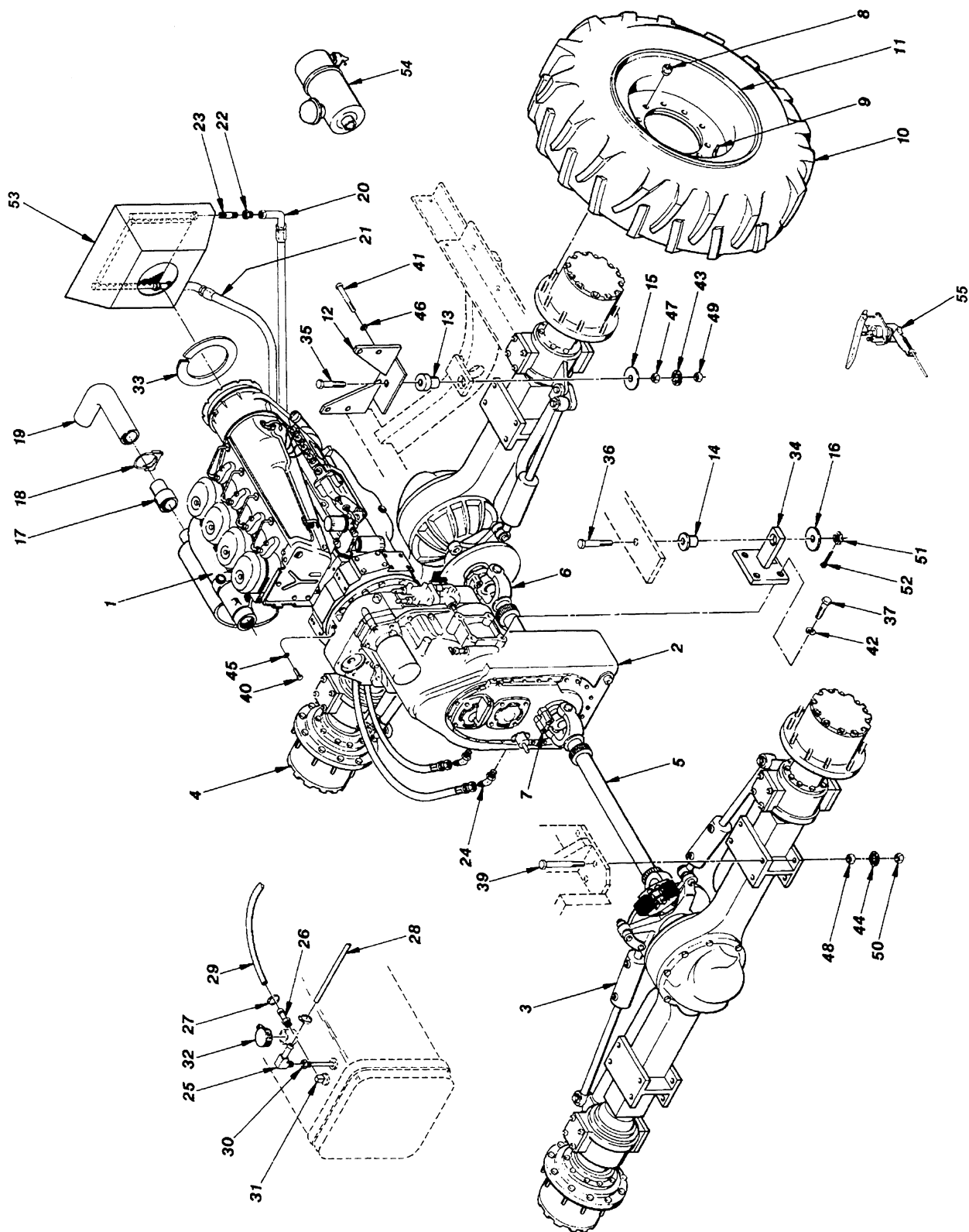


Figure 18353

## 18353 (2 of 2)

ITEM	PART NO.	DESCRIPTION	QTY.	SERIAL NO.	REMARKS
34	18647B	Mount, Transmission	2	338 –	
	18221B	Mount, Transmission	–	101 – 337	
35	P00689	Bolt, Hx.	1	.....	5/8"-18 x 3 1/2" GR 8
36	P29099	Bolt, Hx.	2	.....	5/8"-1/8 x 4 1/2" GR 8 (w/Hole)
37	P00700	Bolt, Hx.	8	.....	3/4"-10 x 1 1/2"
NI	P00791	Bolt, Hx.	8	533 –	3/4"-16 x 7" GR 8
	P00781	Bolt, Hx.	8	101 – 532	3/4"-16 x 3" GR 8
39	P00791	Bolt, Hx.	8	533 –	3/4"-16 x 7" GR 8
	P00793	Bolt, Hx.	8	101 – 532	3/4"-16 x 8" GR 8
40	P04154	Bolt, Hx.	11	.....	M10-1.5 x 30mm
41	P04264	Bolt, Hx.	4	.....	M14-2 x 100mm
42	P01315	Lockwasher	8	.....	3/4"
43	P01363	Starwasher	1	.....	5/8"
44	P01364	Starwasher	16	.....	3/4"
45	P04008	Lockwasher	11	.....	M10
46	P04610	Lockwasher	4	.....	M14
47	P01535	Nut, Hx.	1	.....	5/8"-18
48	P01536	Nut, Hx.	16	.....	3/4"-16
49	P01585	Jam Nut, Hx.	1	.....	5/8"-18
50	P01586	Jam Nut, Hx.	16	.....	3/4"-16
51	P01635	Castle Nut, Hx.	2	.....	5/8"-18
52	P03838	Cotter Pin	2	.....	1/8" x 1"
53	See Page 1-82	Transmission Oil Cooler Assembly	–	.....	
54	See Page 1-84	Air Cleaner Assembly	–	.....	
55	See Page 1-80	Throttle Assembly	–	.....	
—	P19793	Filter, Engine Oil	–	.....	
—	P19858	Filter, Fuel	–	.....	
—	P19868	Filter, Transmission	–	.....	

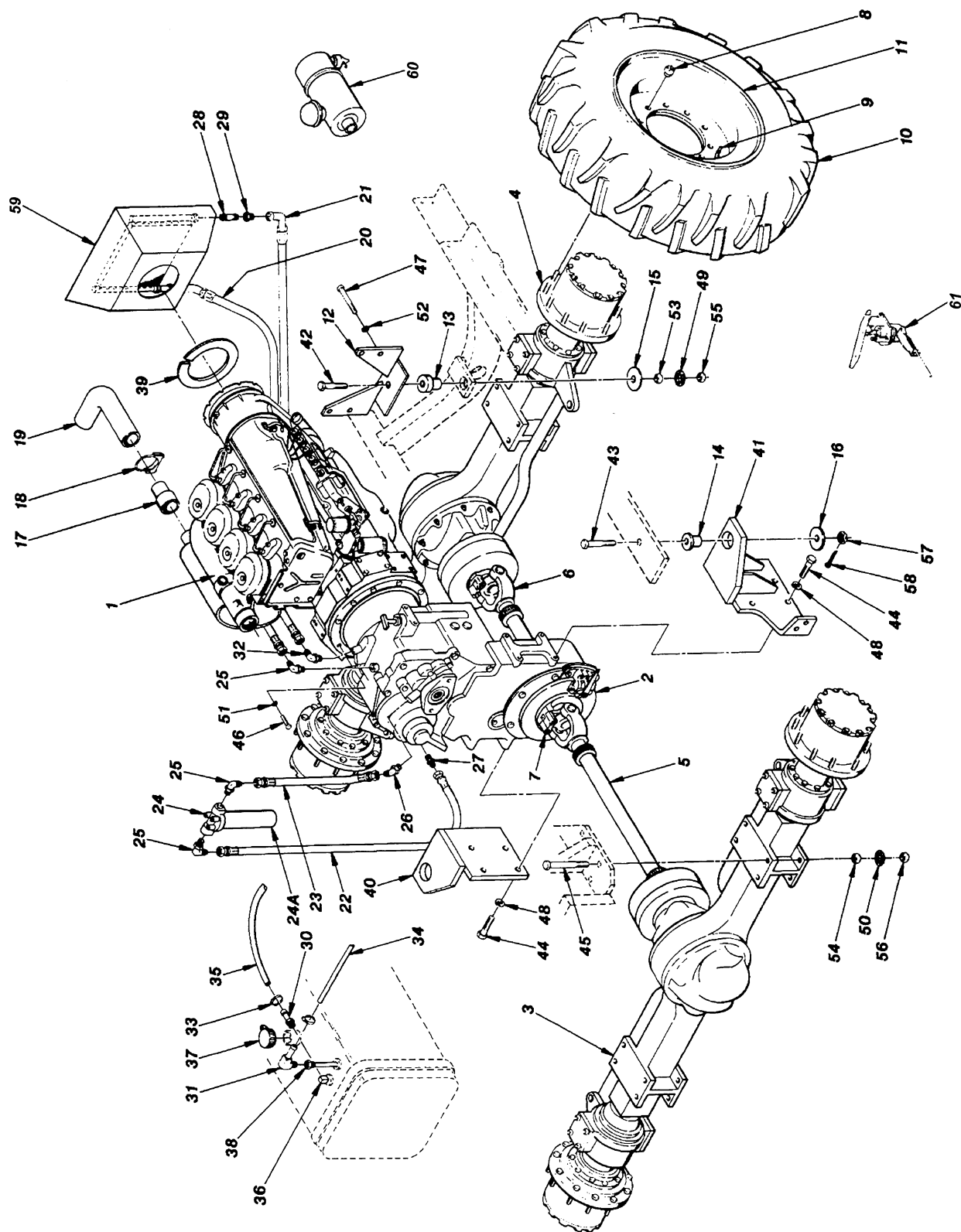


Figure 18353-1



**18353-1 (1 of 2)**

ITEM	PART NO.	DESCRIPTION	QTY	SERIAL NO.	REMARKS
1	P24290	Engine, Deutz	1	101 - 1694	230 C.I.D. 4 Cylinder
2	P24605	Transmission, Funk	1	823 - 1694	with Parking Brake
	P22645	Transmission, Funk	-	101 - 822	with Parking Brake
3	P24801	Axle	1	823 - 1694	Front (Includes Item 8)
	P21735	Axle	-	101 - 822	Front (Includes Item 8)
4	P24800	Axle	1	823 - 1694	Rear (Includes Item 8)
	P21736	Axle	-	101 - 822	Rear (Includes Item 8)
5	P24721	Drive Shaft	1	823 - 1694	Front (Includes Item 7)
	P24271	Drive Shaft	-	101 - 822	Front (Includes Item 7)
6	P24720	Drive Shaft	1	823 - 1694	Rear (Includes Item 7)
	P24270	Drive Shaft	-	101 - 822	Rear (Includes Item 7)
7	P18749	U-Joint	-	101 - 1694	Thru Hole
	P17734	U-Joint	-	" - "	Tapped Hole
8	P13894	Lug Nut, Wheel	-	" - "	
9	P13673	Valve Stem	4	" - "	
10	P11688	Tire	4	" - "	13.00 x 24 8 PLY
	P19043	Tire	-	" - "	13.00 x 24 12 PLY
	P16443	Tire	-	" - "	13.00 x 24 12 PLY Steelguard
NI	P21570	Tube	-	" - "	13.00 x 24
11	12749C	Rim, Wheel	4	" - "	
NI	P16439	Lock Ring	-	" - "	
NI	P16441	O-Ring	-	" - "	
NI	P17260	Flange	-	" - "	
12	18521B	Mounting Bracket, Engine	2	" - "	
13	P18180	Mount, Engine	2	" - "	Rubber
14	P18181	Mount, Transmission	2	" - "	Rubber
15	P20396	Snubbing Washer, Engine	2	" - "	
16	P20395	Snubbing Washer, Transmission	2	" - "	
17	17889A	Adapter, Exhaust	1	" - "	
18	P10548	Clamp, Tail Pipe	1	" - "	
19	P20454	Exhaust Pipe, Tail	1	" - "	
20	P21348	Hose, Transmission Cooler	1	" - "	50" LG.
21	P21302	Hose, Transmission Cooler	1	" - "	70" LG.
22	P20922	Hose, Transmission Filter	1	716 - 1694	42" LG.
	P19489	Hose, Transmission Filter	-	101 - 715	31" LG.
23	P18048	Hose, Transmission Filter	1	101 - 1694	31" LG.
24	P19132	Base, Transmission Filter	-	" - "	
24A	P19133	Filter, Transmission	-	" - "	
25	P17802	90° Elbow, O-Ring	3	" - "	
26	P19147	45° Elbow, O-Ring	1	" - "	
27	P17805	Connector, O-Ring	1	" - "	
28	P10819	Nipple, Pipe	2	" - "	
29	P17791	Adapter, JIC - Pipe	2	" - "	
30	P13619	Adapter, Pipe to Hose	2	" - "	
31	P20830	90° Elbow, Pipe to Hose	1	" - "	
32	17960A	90° Elbow w/Tapped Hole, O-Ring	1	" - "	
33	P14047	Hose Clamp, Fuel Line	4	" - "	
34	N11429	Return Line	1	" - "	3/16" I.D. Hose

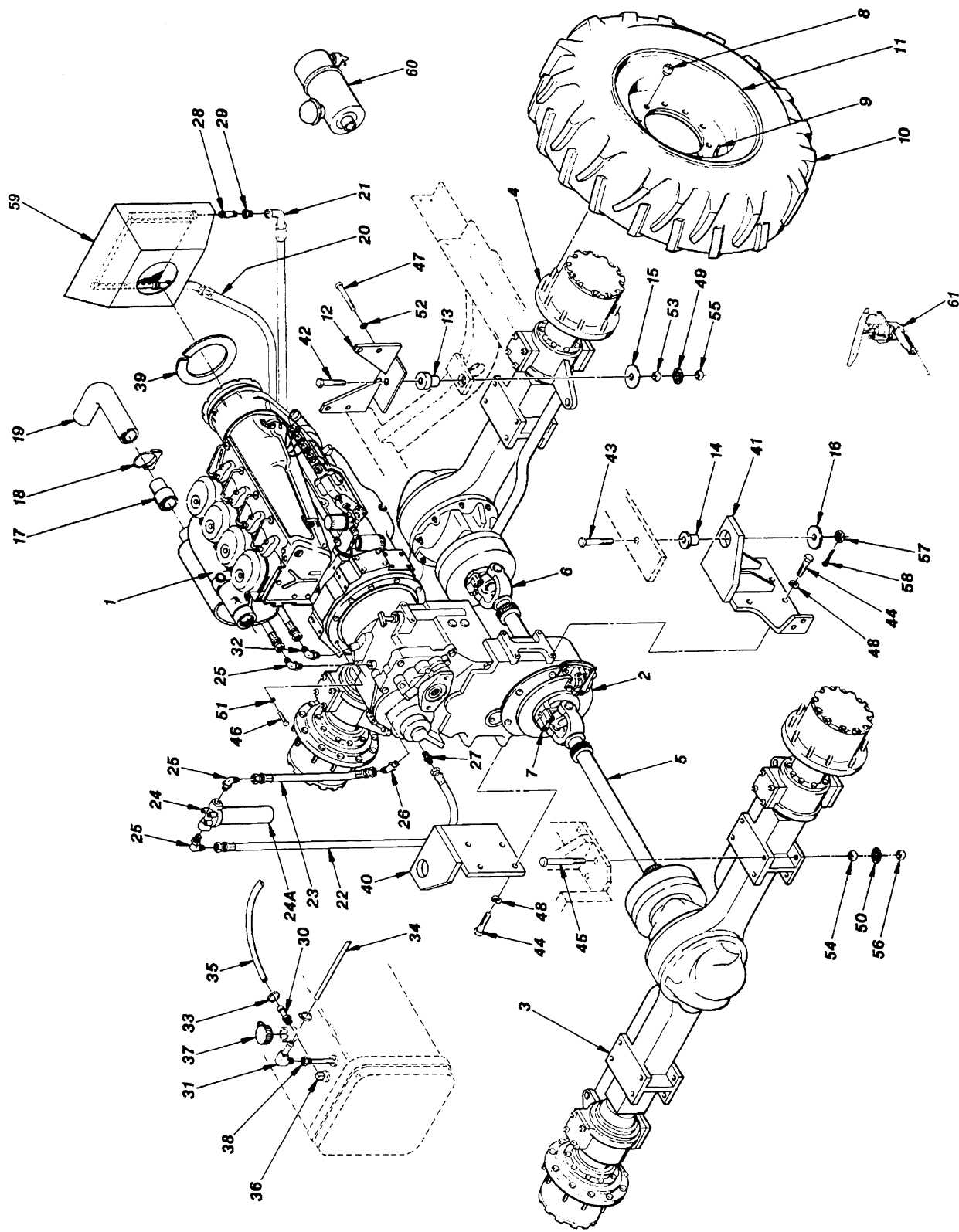


Figure 18353-1

**18353-1 (2 of 2)**

ITEM	PART NO.	DESCRIPTION	QTY	SERIAL NO.	REMARKS
35	N11438	Fuel Line	1	" - "	5/16" I.D. Hose
36	P24983	Stand Tube, Fuel	-	" - "	
37	P12182	Fuel Cap	-	" - "	
38	21915A	Return Tube, Fuel	1	" - "	
39	N11425	Sponge Gasket, Air Shroud	1	" - "	
40	18079B	Mount, Transmission	2	716 - 1694	R.H.
	18087B	Mount, Transmission	-	101 - 715	R.H.
41	21488C	Mount, Transmission	1	716 - 1694	L.H.
	18086B	Mount, Transmission	-	101 - 715	L.H.
42	P00689	Bolt, Hx.	1	101 - 1694	5/8"-18 x 3 1/2" GR 8
43	P29099	Bolt, Hx.	2	" - "	5/8"-18 x 4 1/2" GR 8 (w/Hole)
44	P00700	Bolt, Hx.	8	" - "	3/4"-10 x 1 1/2"
45	P00791	Bolt, Hx.	16	" - "	3/4"-16 x 7" GR 8
46	P04154	Bolt, Hx.	11	" - "	M10-1.5 x 30mm
47	P04264	Bolt, Hx.	4	" - "	M14-2 x 100mm
48	P01315	Lockwasher	8	" - "	3/4"
49	P01363	Starwasher	1	" - "	5/8"
50	P01364	Starwasher	16	" - "	3/4"
51	P04008	Lockwasher	11	" - "	M10
52	P04610	Lockwasher	4	" - "	M14
53	P01535	Nut, Hx.	1	" - "	5/8"-18
54	P01536	Nut, Hx.	16	" - "	3/4"-16
55	P01585	Jam Nut, Hx.	1	" - "	5/8"-18
56	P01586	Jam Nut, Hx.	16	" - "	3/4"-16
57	P01635	Castle Nut, Hx.	2	" - "	5/8"-18
58	P03838	Cotter Pin	2	" - "	1/8" x 1"
59	See Page 1-82	Transmission Oil Cooler Assembly	-	.....	
60	See Page 1-84	Air Cleaner Assembly	-	.....	
61	See Page 1-80	Throttle Assembly	-	.....	
—	P19743	Filter, Engine Oil	-	101 - 1694	
—	P19856	Filter, Fuel	-	101 - 1694	

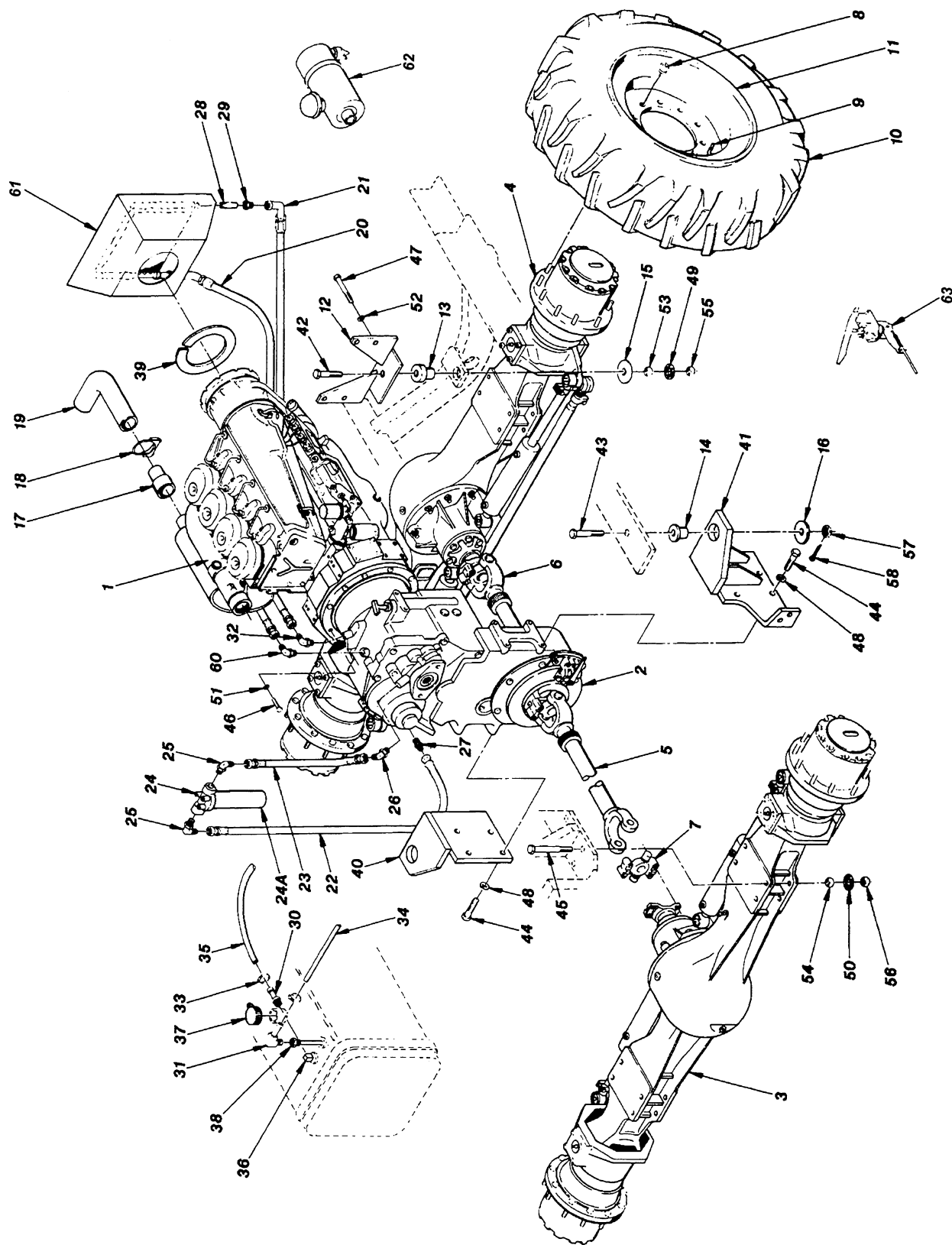


Figure 18353-2

**18353-2 (1 of 2)**

ITEM	PART NO.	DESCRIPTION	QTY.	SERIAL NO.	REMARKS
1	P24290	Engine, Deutz	1	1695 -	230 C.I.D. 4 Cylinder
2	P24605	Transmission, Funk	1	" - "	
3	P26153	Axle	1	" - "	Front (Includes Item 8)
4	P26154	Axle	1	" - "	Rear (Includes Item 8)
5	P24721	Shaft, Drive	1	" - "	Front (Includes Item 7)
6	P26513	Shaft, Drive	1	" - "	Rear (Includes Item 7)
7	P18749	U-Joint	-	" - "	
8	P13894	Lug Nut, Wheel	-	" - "	
9	P13673	Valve Stem	3	" - "	
10	P11688	Tire	4	" - "	13.00 x 24 8 PLY
	P19043	Tire	-	" - "	13.00 x 24 12 PLY
	P16443	Tire	-	" - "	13.00 x 24 12 PLY Steelguard
NI	P21570	Tube	-	" - "	13.00 x 24
11	12749C	Rim, Wheel	4	" - "	
NI	P16439	Ring, Lock	-	" - "	
NI	P16441	O-Ring	-	" - "	
NI	P17260	Flange	-	" - "	
12	18521B	Mounting Bracket, Engine	2	" - "	
13	P18180	Mount, Engine	2	" - "	Rubber
14	P18181	Mount, Transmission	2	" - "	Rubber
15	P20396	Snubbing Washer, Engine	2	" - "	
16	P20395	Snubbing Washer, Transmission	2	" - "	
17	17889A	Adapter, Exhaust	1	" - "	
18	P10548	Clamp, Tail Pipe	1	" - "	
19	P20454	Exhaust Pipe, Tail	1	" - "	
20	P21348	Hose, Transmission Cooler	1	" - "	50" LG.
21	P21302	Hose, Transmission Cooler	1	" - "	70" LG.
22	P20922	Hose, Transmission Filter	1	" - "	42" LG.
23	P18048	Hose, Transmission Filter	1	" - "	31" LG.
24	P19132	Base, Transmission Filter	-	" - "	
24A	P19133	Filter, Transmission	-	" - "	
25	P20359	90° Elbow, O-Ring	2	" - "	
26	P19147	45° Elbow, O-Ring	1	" - "	
27	P17805	Connector, O-Ring	1	" - "	
28	P10819	Nipple, Pipe	2	" - "	
29	P17791	Adapter, JIC - Pipe	2	" - "	
30	P13619	Adapter, Pipe to Hose	2	" - "	
31	P20830	90° Elbow, Pipe to Hose	1	" - "	
32	17960A	90° Elbow, w/Tapped Hole, O-Ring	1	" - "	
33	P14047	Hose Clamp, Fuel Line	4	" - "	
34	N11429	Return Line	1	" - "	3/16" I.D. Hose
35	N11438	Fuel Line	1	" - "	5/16" I.D. Hose
36	P24983	Stand Tube, Fuel	-	" - "	
37	P12182	Fuel Cap	-	" - "	
38	21915A	Return Tube, Fuel	1	" - "	
39	N11425	Sponge Gasket, Air Shroud	1	" - "	
40	18079B	Mount, Transmission	1	" - "	R.H.
41	21488C	Mount, Transmission	1	" - "	L.H.

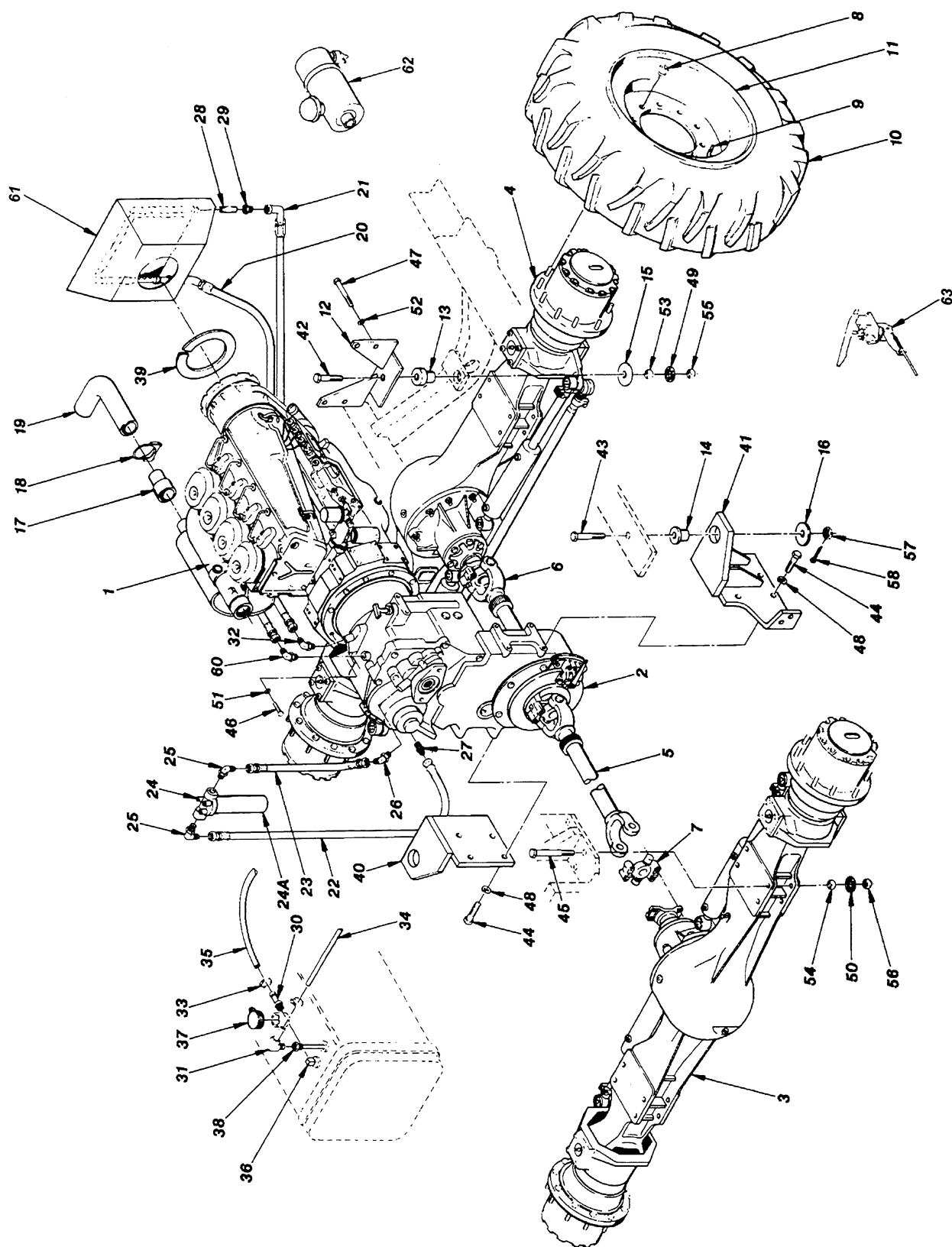
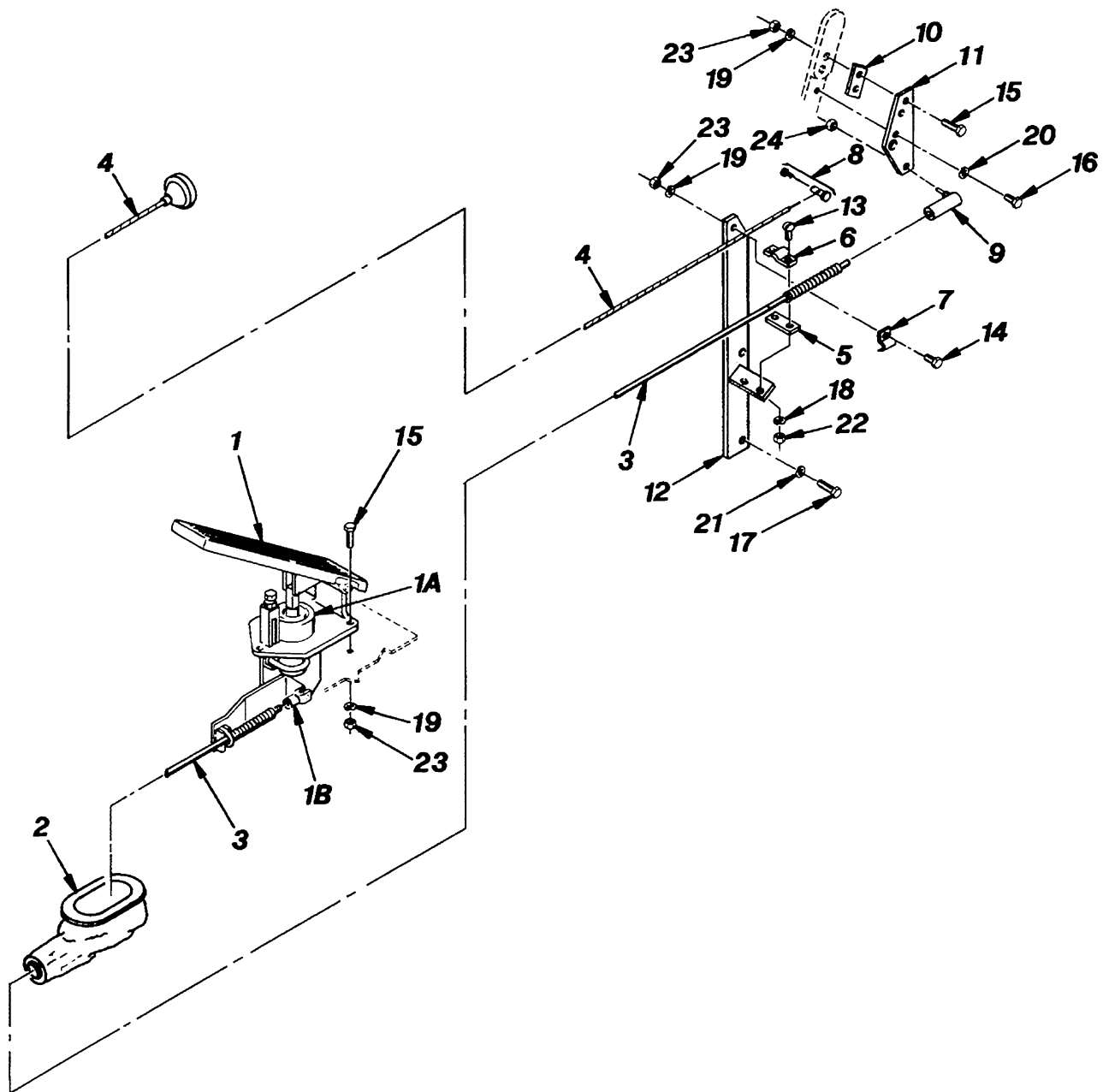


Figure 18353-2

**18353-2 (2 of 2)**

ITEM	PART NO.	DESCRIPTION	QTY.	SERIAL NO.	REMARKS
42	P00689	Bolt, Hx.	1	" - "	5/8"-18 x 3 1/2" GR 8
43	P29099	Bolt, Hx.	2	" - "	5/8"-18 x 4 1/2" GR 8 (w/Hole)
44	P00700	Bolt, Hx.	8	" - "	3/4"-10 x 1 1/2"
45	P00791	Bolt, Hx.	16	" - "	3/4"-16 x 7" GR 8
46	P04154	Bolt, Hx.	11	" - "	M10-1.5 x 30mm
47	P04264	Bolt, Hx.	4	" - "	M14-2 x 100mm
48	P01315	Lockwasher	8	" - "	3/4"
49	P01363	Starwasher	1	" - "	5/8"
50	P01364	Starwasher	16	" - "	3/4"
51	P04608	Lockwasher	11	" - "	M10
52	P04610	Lockwasher	4	" - "	M14
53	P01535	Nut, Hx.	1	" - "	5/8"-18
54	P01536	Nut, Hx.	16	" - "	3/4"-16
55	P01585	Jam Nut, Hx.	1	" - "	5/8"-18
56	P01586	Jam Nut, Hx.	16	" - "	3/4"-16
57	P01635	Castle Nut, Hx.	2	" - "	5/8"-18
58	P03838	Cotter Pin	2	" - "	1/8" x 1"
60	P17802	90° Elbow, O-Ring	1	" - "	
61	See Page 1-82	Transmission Oil Cooler Assembly	—	.....	
62	See Page 1-84	Air Cleaner Assembly	—	.....	
63	See Page 1-80	Throttle Assembly	—	.....	
—	P19793	Filter, Engine Oil	—	1695 —	
—	P19856	Filter, Fuel	—	1695 —	



**Figure 18370**



**18370**

ITEM	PART NO.	DESCRIPTION	QTY	SERIAL NO.	REMARKS
1	P19263	Pedal, Accelerator	1	.....	
1A	P20069	Bellows	—	.....	
1B	P20072	Kit, Clevis	—	.....	
2	P19268	Boot, Guard	1	.....	
3	P19264	Cable, Throttle	1	.....	
4	P20078	Cable, Engine Shut-Off	1	.....	
5	P19128	Shim, Clamp	1	.....	
6	P17678	Clamp, Throttle Cable	1	.....	
7	P12497	Cable, Shut-Off Cable	1	.....	
8	P20455	Cable Stop	1	.....	
9	P10505	Ball Joint	1	.....	
10	17084A	Spacer, Link	1	.....	
11	17085A	Throttle Link	1	.....	
12	17170B	Mounting Bracket	1	.....	
13	P02057	Screw, Rd. Hd.	2	.....	#10-24 x 3/4"
14	P00003	Bolt, Hx.	1	.....	1/4"-20 x 3/4"
15	P00005	Bolt, Hx.	5	.....	1/4"-20 x 1"
16	P04052	Bolt, Hx.	1	.....	M6-1.0 x 12mm
17	P04102	Bolt, Hx.	2	.....	M8-1.25 x 16mm
18	P01306	Lockwasher	2	.....	#10
19	P01308	Lockwasher	6	.....	1/4"
20	P04606	Lockwasher	1	.....	M6
21	P04607	Lockwasher	2	.....	M8
22	P01504	Nut, Hx.	2	.....	#10-24
23	P01506	Nut, Hx.	6	.....	1/4"-20
24	P01529	Nut, Hx.	1	.....	1/4"-28

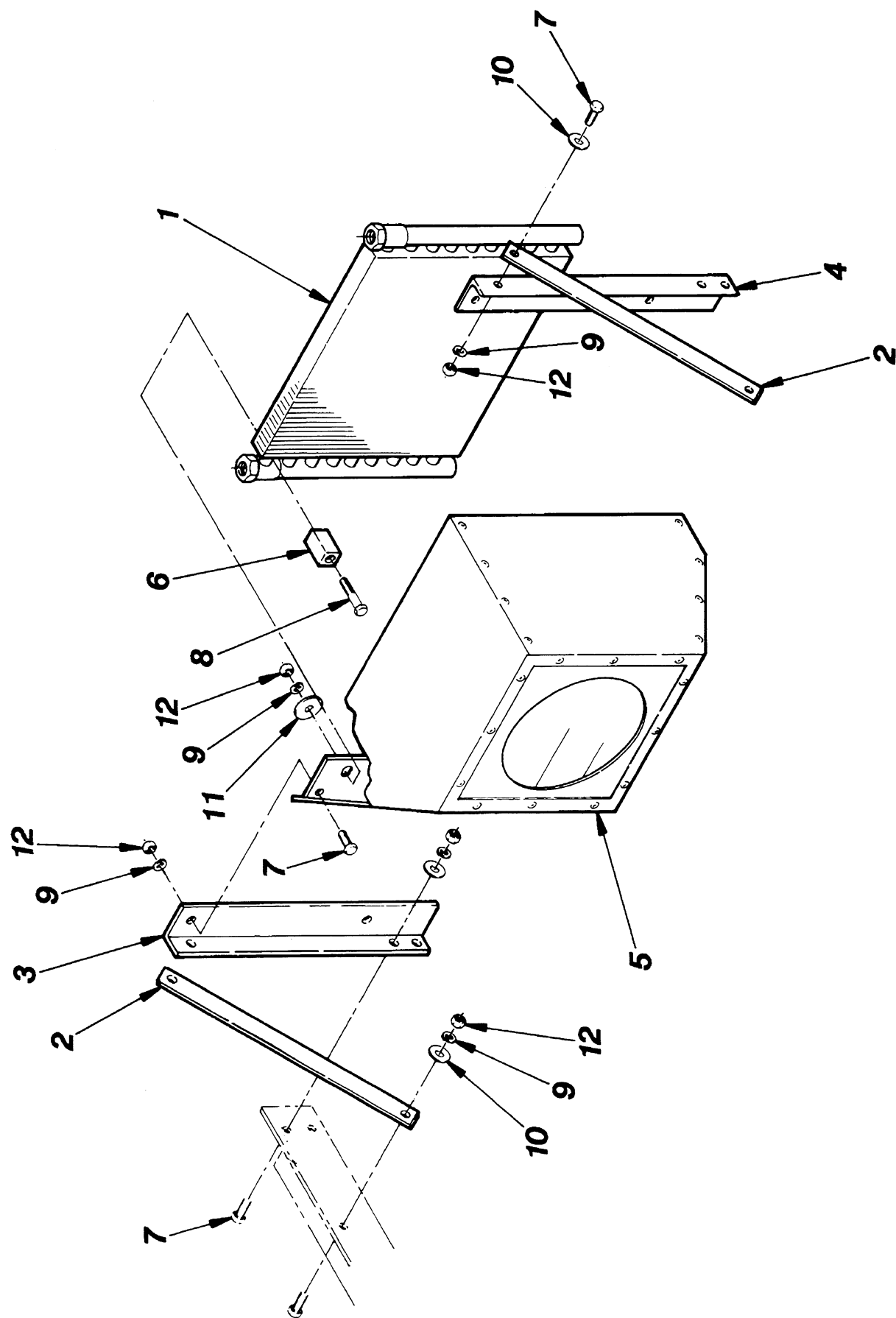


Figure 18373

**18373**

ITEM	PART NO.	DESCRIPTION	QTY	SERIAL NO.	REMARKS
1	P17598	Oil Cooler, Transmission	1	.....	
2	18515A	Cross Support Bar	2	.....	
3	18516-1B	Upright Mounting Bracket	1	.....	R.H.
4	18516-2B	Upright Mounting Bracket	1	.....	L.H.
5	18517D	Air Shroud	1	.....	
6	P26312	Mounting Block	4	.....	Rubber
7	P00105	Bolt, Hx.	12	.....	5/16"-18 x 1 1/4"
8	P00111	Bolt, Hx.	4	.....	5/16"-18 x 2 3/4"
9	P01309	Lockwasher	16	.....	5/16"
10	P01403	Flatwasher	8	.....	5/16"
11	P01453	Flatwasher	4	.....	5/16" - Fender
12	P01507	Nut, Hx.	16	.....	5/16"-18

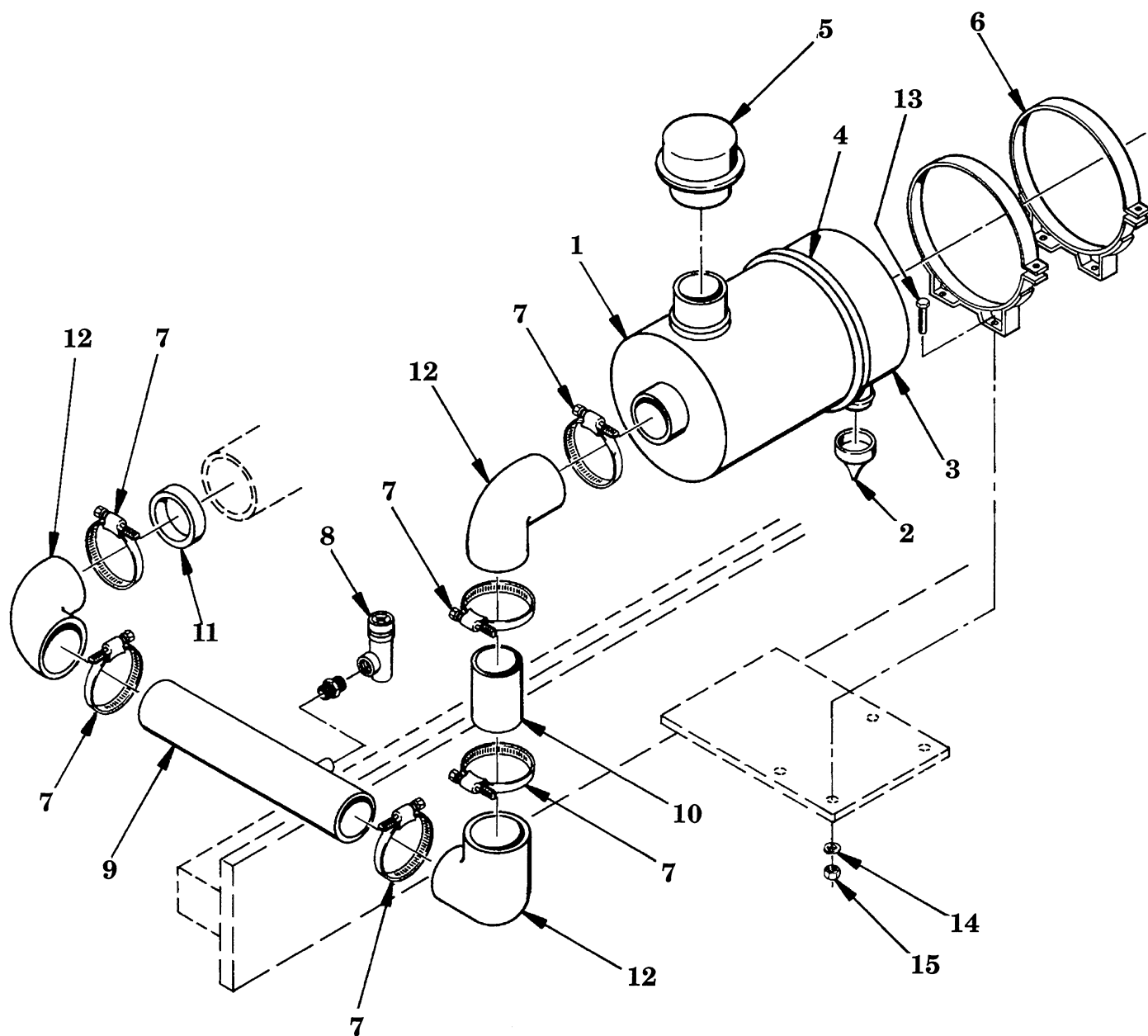


Figure 18376

**18376**

ITEM	PART NO.	DESCRIPTION	QTY.	SERIAL NO.	REMARKS
1	P17135	Air Cleaner	1	.....	
2	P20342	Valve, Vacuator	—	.....	
3	P19728	Cup, Vacuator	—	.....	
4	P20905	Clamp, Air Cleaner	—	.....	
NI	P21721	Baffle	—	.....	
NI	P18169	Thumb Screw	—	.....	
NI	P17276	Filter Element	—	.....	
5	P17136	Rain Cap	1	.....	
6	P17137	Mounting Band	2	.....	
7	P10553	Clamp, Hose	6	.....	
8	P21309	Service Indicator	1	.....	Includes Fitting
9	18595A	Tube, Air Intake	1	.....	
10	18347-16C	Tube, Extension	1	.....	
11	P24777	Adaptor, Intake	1	.....	
12	P20854	Elbow, Rubber	3	.....	
13	P00204	Bolt, Hx.	4	.....	3/8"-16 x 1"
14	P01310	Lockwasher	4	.....	3/8"
15	P01508	Nut, Hx.	4	.....	3/8"-16
—	P19742	Pre-Cleaner	—	.....	

# DRIVE TRAIN

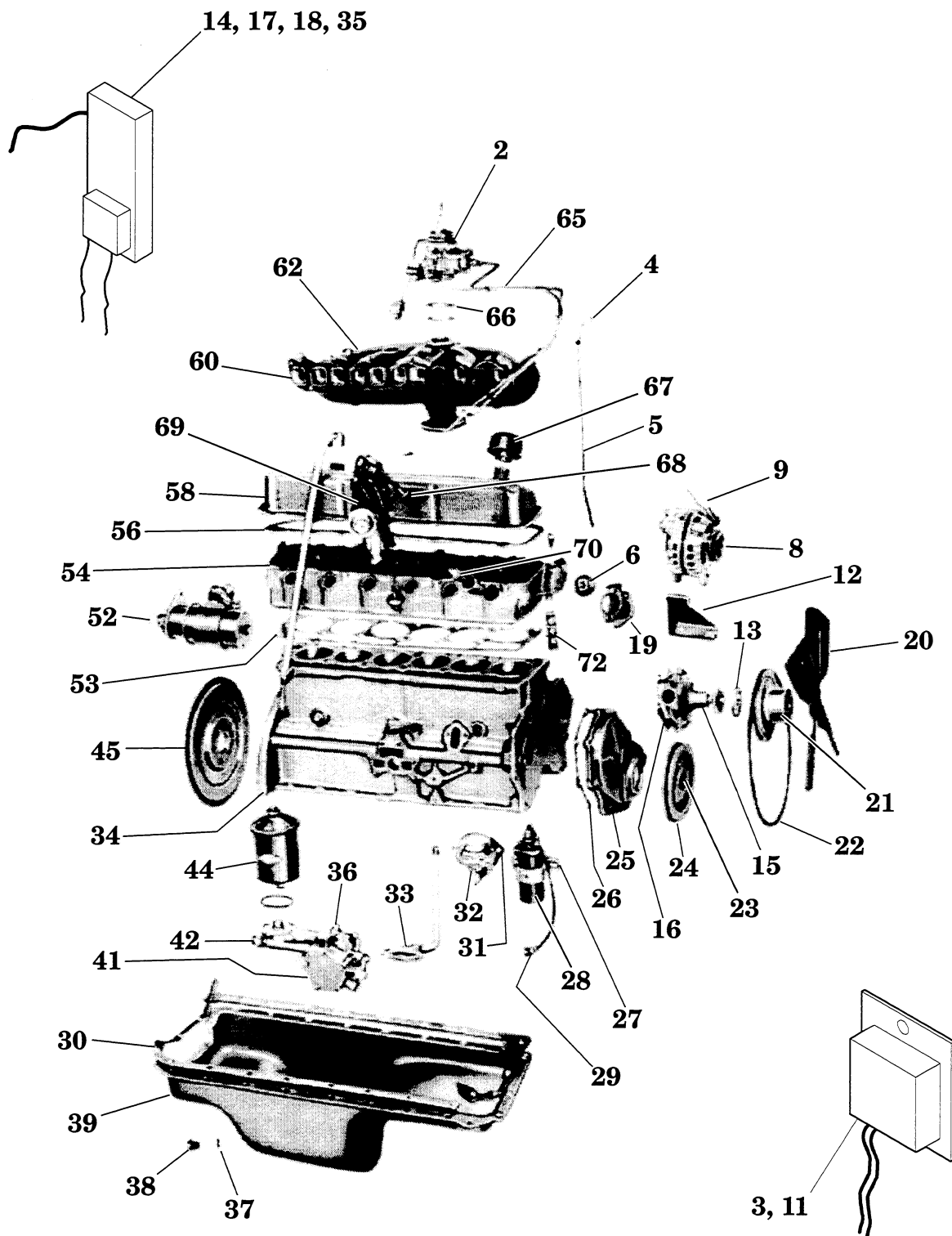


Figure P17985

**P17985 (1 of 2)**

ITEM	PART NO.	DESCRIPTION	QTY	SERIAL NO.	REMARKS
2	P13549	Carburetor	1	.....	
3	P19204	Voltage Regulator	1	.....	
4	P13550	Dipstick, Oil	1	.....	
5	P16895	Tube, Dipstick	1	.....	
6	P13553	Thermostat	1	.....	
8	See Page 1-96	Alternator	—	.....	
9	P20157	Alternator Adjusting Strap	1	.....	
11	P19830	Harness, Voltage Regulator	1	.....	
12	P17003	Bracket	1	.....	
13	P20159	Spacer	1	.....	
14	P19722	Electronic Ignition	1	.....	
15	P17006	Pump, Water	1	.....	
16	P20158	Gasket, Water Pump	1	.....	
17	P19829	Harness, Electronic Ignition	1	.....	
18	P19750	Resistor	1	.....	
19	P20160	Gasket, Water Outlet	1	.....	
20	P13045	Fan	1	.....	
21	P13051	Pulley	1	.....	
22	P13041	Belt, Fan	1	.....	
23	P20161	Key	1	.....	
24	P15268	Damper	1	.....	
25	P17019	Timing Cover	1	.....	
26	P17020	Gasket, Timing Cover	1	.....	
27	P20162	Bracket, Ignition	1	.....	
28	P12683	Coil	1	.....	
29	P20163	Cable	1	.....	
30	P20164	Gasket, Oil Pan	1	.....	
31	P20165	Gasket, Fuel Pump	1	.....	
32	P13043	Pump, Fuel	1	.....	
33	P20166	Strainer, Oil Pump	1	.....	(Pipe Included)
34	P20167	Block	1	.....	
35	P19749	Harness, Electronic Ignition	1	.....	
36	P20168	Gasket, Oil Pump	1	.....	
37	P20169	Gasket, Oil Plug	1	.....	
38	P20170	Plug, Oil	1	.....	
39	P23171	Pan, Oil	1	.....	
41	P17017	Pump, Oil	1	.....	
42	P20172	Cap, Oil Pump	1	.....	
43	P19720	Flywheel Housing	1	.....	(Not Shown)
44	P12089	Filter, Oil	1	.....	
45	P16893	Flywheel & Ring Gear	1	.....	Funk Trans.
	P21764	Flywheel & Ring Gear	1	.....	Clark Trans.
52	P17856	Starter	1	.....	
53	P20184	Gasket, Cylinder Head	1	.....	
54	P20185	Head, Cylinder	1	.....	
56	P16879	Gasket, Valve Cover		.....	
58	P20186	Valve Cover	1	.....	
60	P17023	Manifold, Exhaust	1	.....	

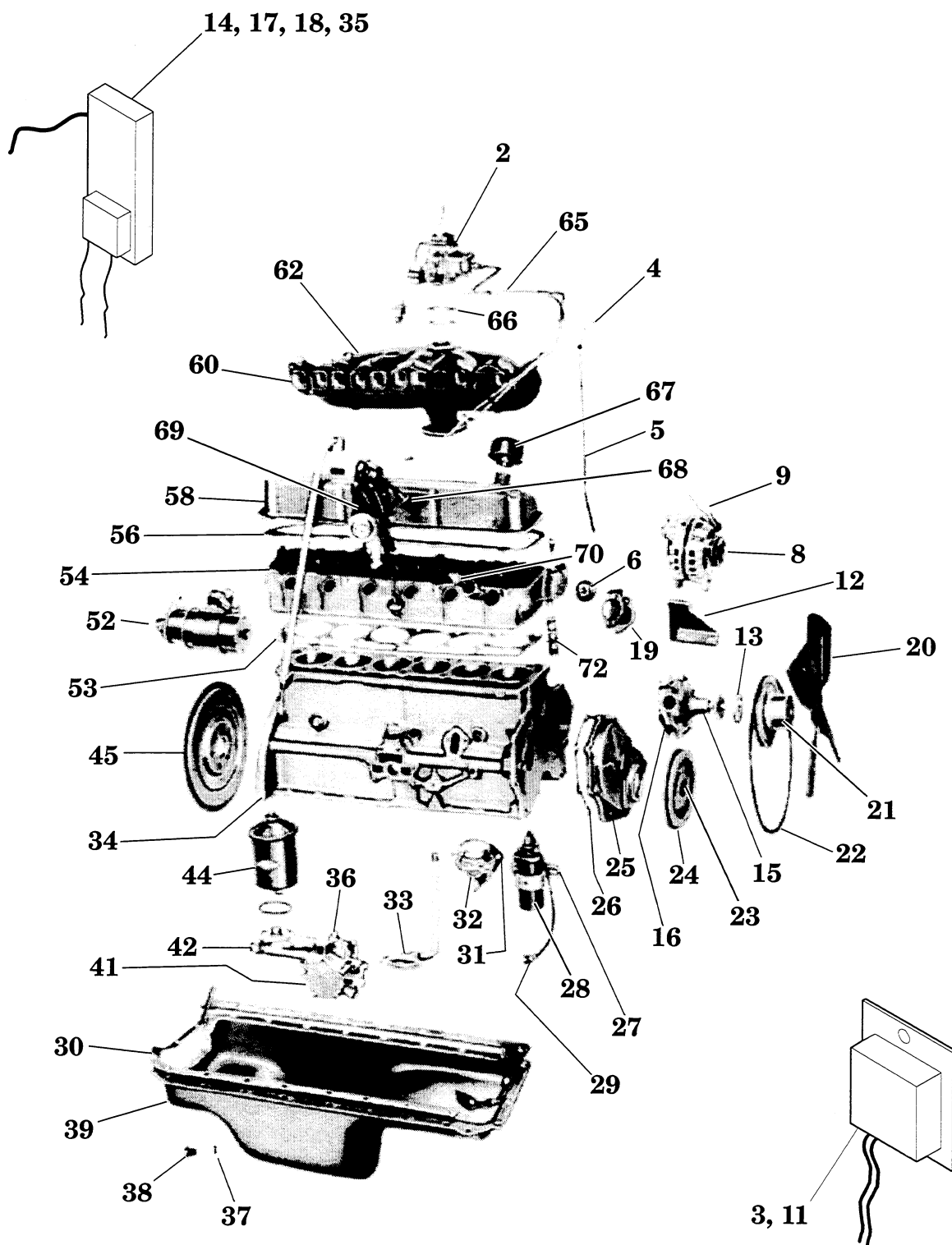


Figure P17985



**P17985 (2 of 2)**

ITEM	PART NO.	DESCRIPTION	QTY.	SERIAL NO.	REMARKS
62	P17022	Manifold, Intake	1	.....	
65	P15267	Filter, Fuel	1	.....	
66	P17932	Gasket, Carburetor		.....	
67	P17126	Breather	1	.....	
68	P13561	Cable, Spark Plug	1	.....	
69	See Page 1-94	Distributor	1	.....	
70	P20187	Spark Plug	6	.....	
72	P20188	Hose	1	.....	

# DRIVE TRAIN

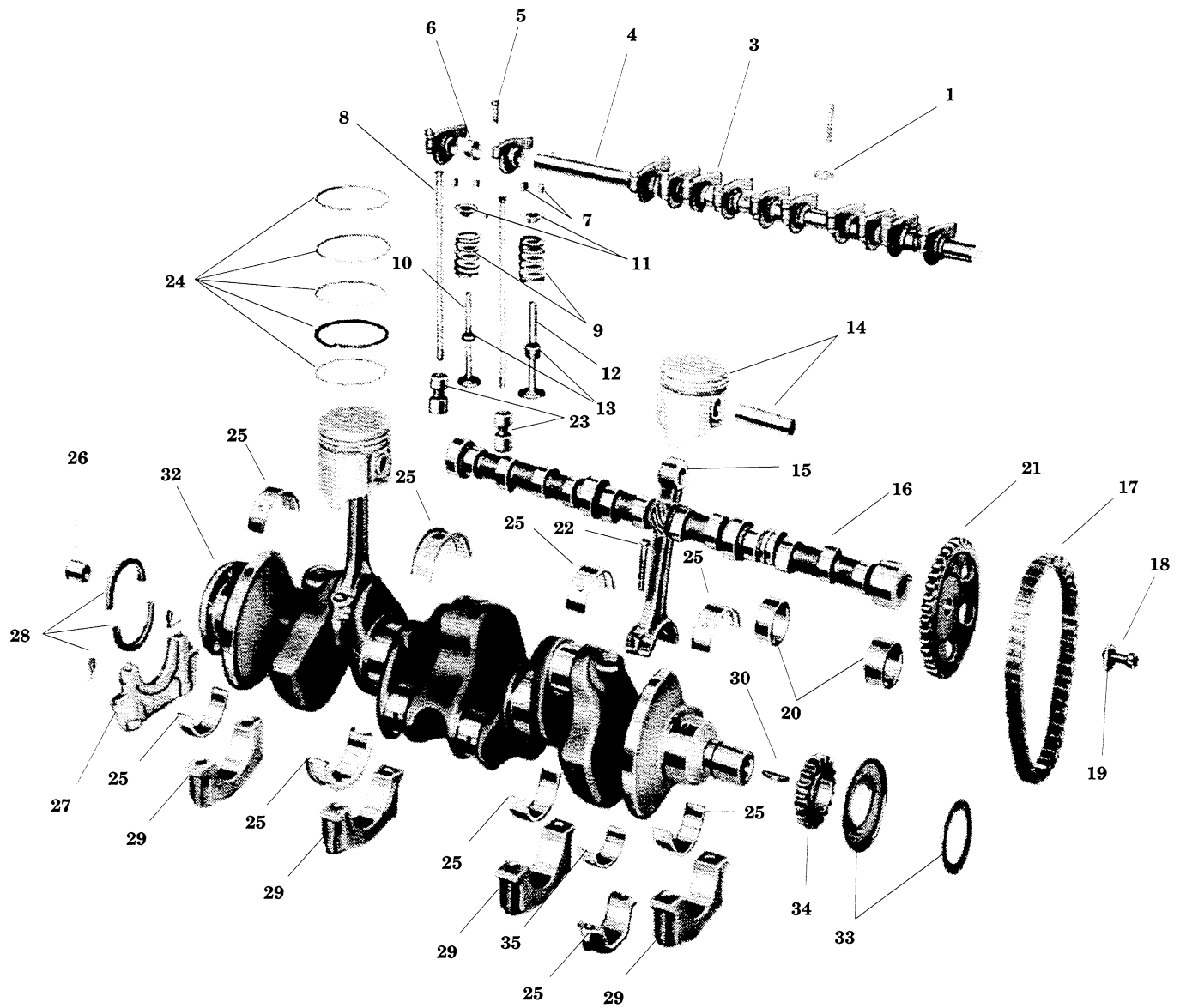


Figure P17985-1

## P17985-1 (1 of 2)

ITEM	PART NO.	DESCRIPTION	QTY.	SERIAL NO.	REMARKS
1	P20195	Retainer	6	.....	(End & Intermediate)
	P20196	Retainer	1	.....	(Center)
3	P20197	Valve, Rocker	12	.....	
4	P20198	Shaft, Valve Rocker	1	.....	
5	P20199	Screw	12	.....	
6	P20200	Spacer	6	.....	
7	P19666	Lock, Valve Spring Ret.	12	.....	(Intake)
	P20201	Lock, Valve Spring Ret.	12	.....	(Exhaust)
8	P20202	Rod, Valve Push	12	.....	
9	P19669	Spring	12	.....	
10	P20203	Valve, Intake (Std.)	6	.....	
	P20204	Valve, Intake (.005 O/S)	6	.....	
	P20205	Valve, Intake (.015 O/S)	6	.....	
	P20206	Valve, Intake (.030 O/S)	6	.....	
11	P20207	Retainer, Intake	12	.....	
	P19667	Retainer, Exhaust	12	.....	
12	P20208	Valve, Exhaust (Std.)	6	.....	
	P20209	Valve, Exhaust (.005 O/S)	6	.....	
	P20210	Valve, Exhaust (.015 O/S)	6	.....	
	P20211	Valve, Exhaust (.030 O/S)	6	.....	
13	P19665	Shield, Intake	6	.....	
	P20212	Shield, Exhaust	6	.....	
14	P20213	Piston W/Pin (Std.)	6	.....	
	P20214	Piston W/Pin (.005 O/S)	6	.....	
	P20215	Piston W/Pin (.020 O/S)	6	.....	
	P20216	Piston W/Pin (.040 O/S)	6	.....	
	P20217	Piston W/Pin (.060 O/S)	6	.....	
15	P20218	Rod, Connecting	6	.....	
16	P20219	Camshaft	1	.....	
17	P20220	Chain, Timing	1	.....	
18	P20221	Screw	1	.....	
19	P20222	Washer	1	.....	
20	P20223	Bearing (No. 1 - Std.)	1	.....	
	P20224	Bearing (No. 1 - .010 O/S)	1	.....	
	P20225	Bearing (No. 2 - Std.)	1	.....	
	P20226	Bearing (No. 2 - .010 O/S)	1	.....	
	P20227	Bearing (No. 3 - Std.)	1	.....	
	P20228	Bearing (No. 3 - .010 O/S)	1	.....	
	P20229	Bearing (No. 4 - Std.)	1	.....	
	P20230	Bearing (No. 4 - .010 O/S)	1	.....	
21	P20231	Sprocket, Camshaft	1	.....	
22	P20232	Bolt	12	.....	
23	P20233	Tappet, Valve (Std.)	12	.....	
	P20234	Tappet, Valve (.001 O/S)	12	.....	
	P20235	Tappet, Valve (.008 O/S)	12	.....	
	P20236	Tappet, Valve (.030 O/S)	12	.....	
24	P20237	Ring Set (Std. to .009 O/S)	1	.....	
	P20238	Ring Set (.020 to .029 O/S)	1	.....	
	P20239	Ring Set (.040 to .049 O/S)	1	.....	
25	P20240	Bearing Pkg.	1	.....	(No. 1 - Std.)

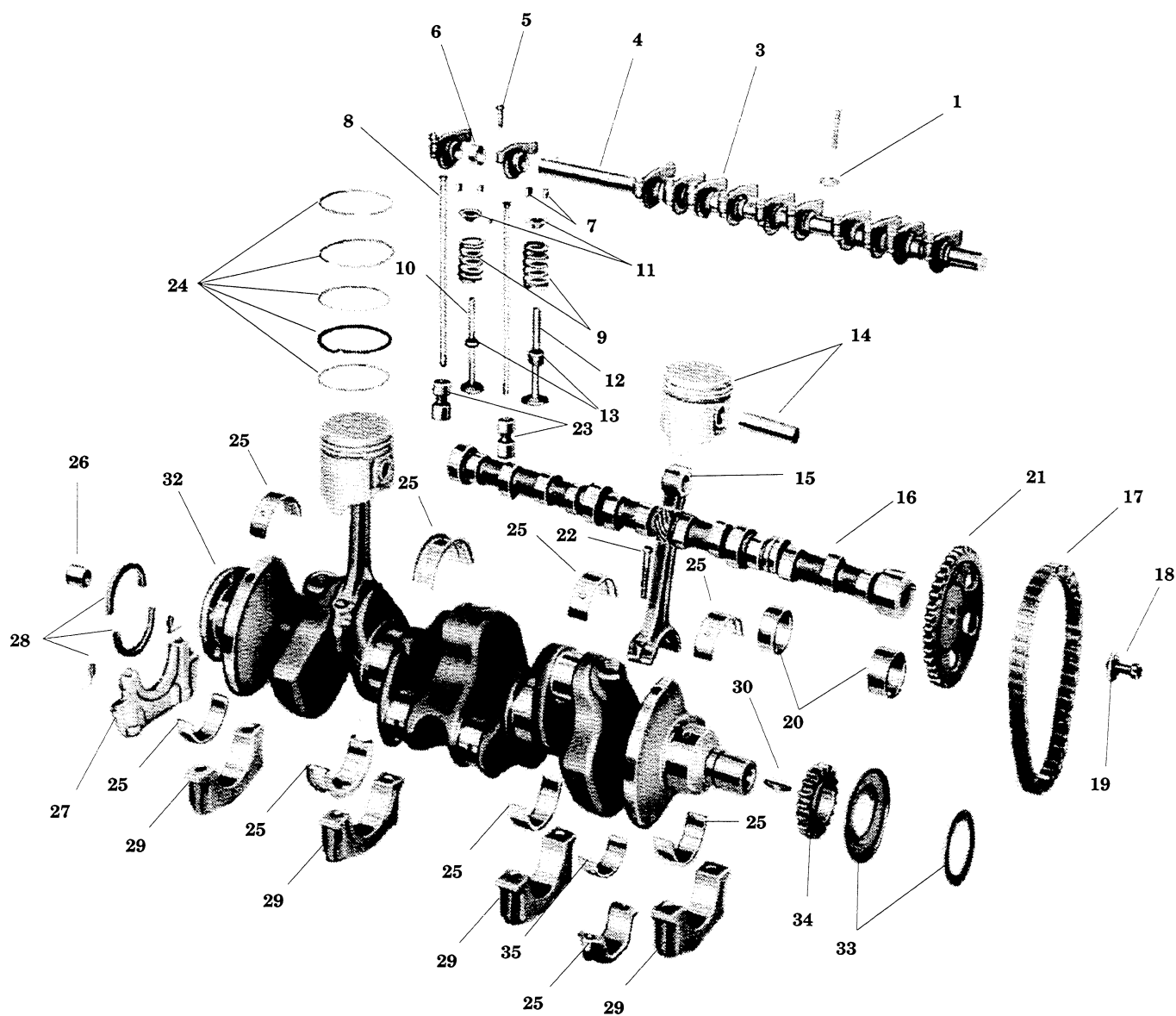


Figure P17985-1

## P17985-1 (2 of 2)

ITEM	PART NO.	DESCRIPTION	QTY	SERIAL NO.	REMARKS
	P20241	Bearing Pkg.	1	.....	(No. 1 - .001 U/S)
	P20242	Bearing Pkg.	1	.....	(No. 1 - .001 U/S)
	P20243	Bearing Pkg.	1	.....	(No. 1 - .003 U/S)
	P20244	Bearing Pkg.	1	.....	(No. 1 - .010 U/S)
	P20245	Bearing Pkg.	1	.....	(No. 1 - .012 U/S)
	P20246	Bearing Pkg.	2	.....	(No. 2 & 4 - Std.)
	P20247	Bearing Pkg.	2	.....	(No. 2 & 4 - .001 U/S)
	P20248	Bearing Pkg.	2	.....	(No. 2 & 4 - .002 U/S)
	P20249	Bearing Pkg.	2	.....	(No. 2 & 4 - .003 U/S)
	P20250	Bearing Pkg.	2	.....	(No. 2 & 4 - .010 U/S)
	P20251	Bearing Pkg.	2	.....	(No. 2 & 4 - .012-U/S)
	P20252	Bearing Pkg.	1	.....	(No. 3 - Std.)
	P20253	Bearing Pkg.	1	.....	(No. 3 - .001 U/S)
	P20254	Bearing Pkg.	1	.....	(No. 3 - .002 U/S)
	P20255	Bearing Pkg.	1	.....	(No. 3 - .003 U/S)
	P20256	Bearing Pkg.	1	.....	(No. 3 - .010 U/S)
	P20257	Bearing Pkg.	1	.....	(No. 3 - .012 U/S)
26	P19640	Bushing, Crankshaft	1	.....	
27	P20258	Retainer	t	.....	
28	P20259	Seal & Retainer	2	.....	
29	P20260	Cap (No. 1 & 2)	2	.....	
	P20261	Cap (No. 3)	1	.....	
	P20262	Cap (No. 4)		.....	
30	P19635	Key	1	.....	
32	P20263	Crankshaft	1	.....	
33	P23264	Seal	1	.....	
34	P20265	Sprocket	1	.....	
35	P20266	Bearing, Conn. Rod (Std.)	12	.....	
	P20267	Bearing, Conn. Rod (.001 U/S)	12	.....	
	P20268	Bearing, Conn. Rod (.002 U/S)	12	.....	
	P20269	Bearing, Conn. Rod (.003 U/S)	12	.....	
	P20270	Bearing, Conn. Rod (.010 U/S)	12	.....	
	P20271	Bearing, Conn. Rod (.012 U/S)	12	.....	

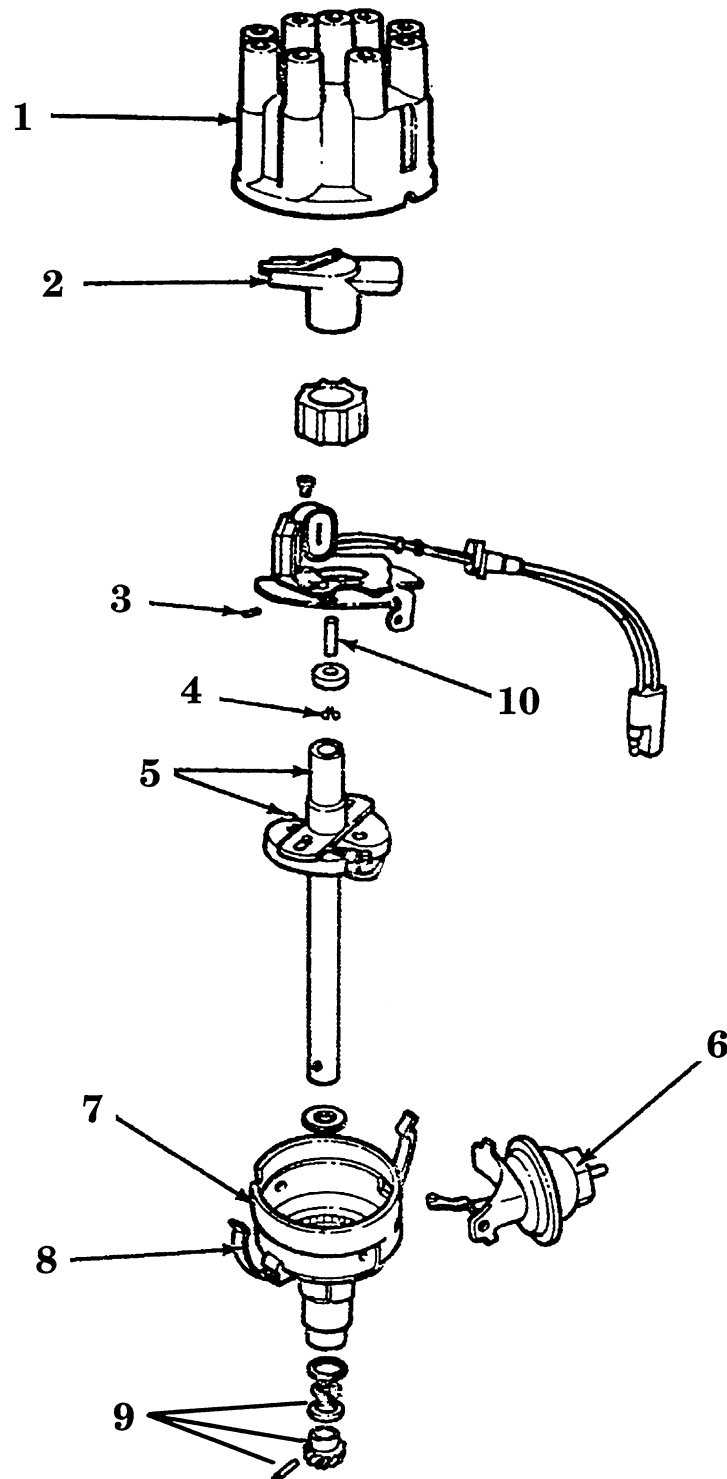


Figure P13028

**P13028**

ITEM	PART NO.	DESCRIPTION	QTY	SERIAL NO.	REMARKS
1	P13033	Cap	1	.....	
2	P17297	Rotor	1	.....	
3	P19541	Pin	1	.....	
4	P19539	Ring, Snap	1	.....	
5	P20278	Governor Assy.	1	.....	
6	P20279	Vacuum Control	1	.....	
7	P20281	Housing W/Bearings	1	.....	
8	P19546	Spring, Cap Attachment	2	.....	
9	P20282	Gear & Pin Pkg.	1	.....	

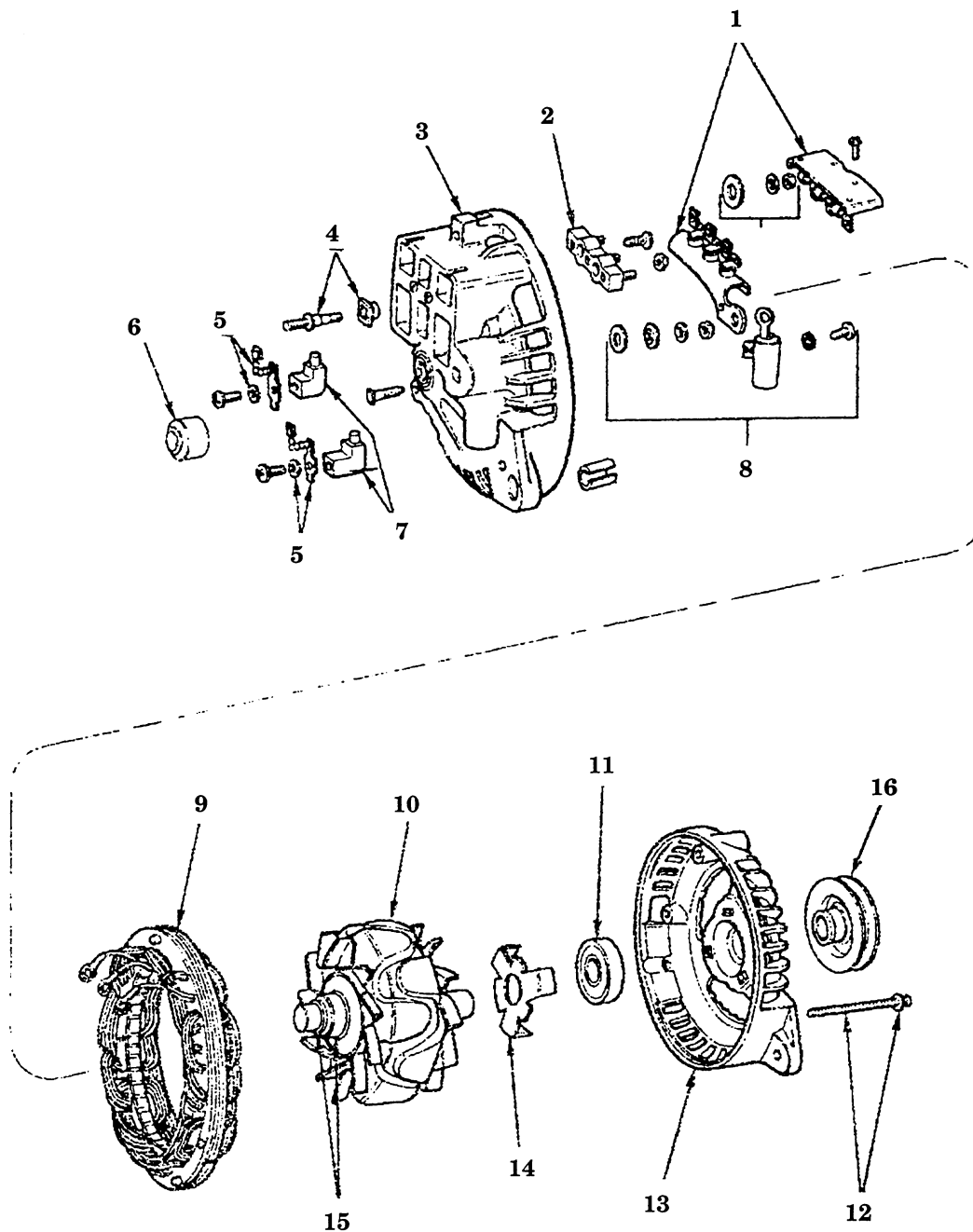


Figure P17700



**P17700**

ITEM	PART NO.	DESCRIPTION	QTY.	SERIAL NO.	REMARKS
1	P19551	Heat Sink and Battery Pkg. Positive	1	.....	Positive
	P19552	Heat sink and Battery Pkg. Negative	1	.....	Negative
2	P19553	Insulator	1	.....	
3	P19554	Shield, Rectifier End	1	.....	
4	P19555	Terminal, Battery Heat Sink	1	.....	Positive
5	P19556	Brush, Washer And Terminal Pkg.	1	.....	
6	P19557	Bearing, Rectifier End Shield	1	.....	
7	P19558	Holder, Brush Axial	1	.....	
	P19559	Holder, Brush Radial	1	.....	
8	P19560	Capacitor and Insulator Pkg.	1	.....	
9	P19561	Stator	1	.....	
10	P19562	Rotor	1	.....	
11	P19563	Bearing, Drive End Shield	1	.....	
12	P19564	Screw, Frame	3	.....	
13	P19565	Shield, Drive End	1	.....	
14	P19566	Plate, Drive End Bearing Retainer	1	.....	
15	P19567	Slip Ring and Retainer Pkg.	1	.....	
16	P20283	Pulley	1	.....	

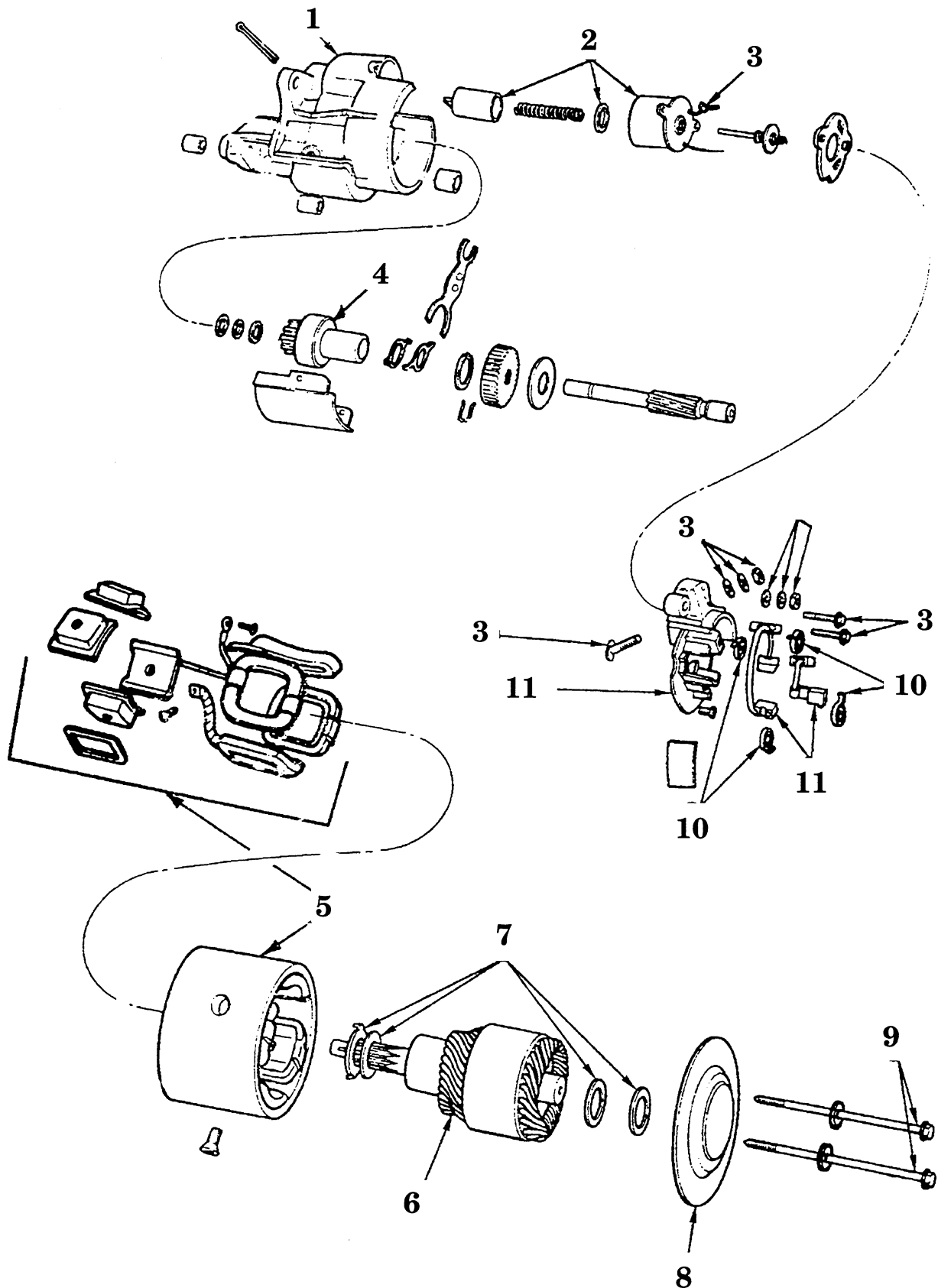
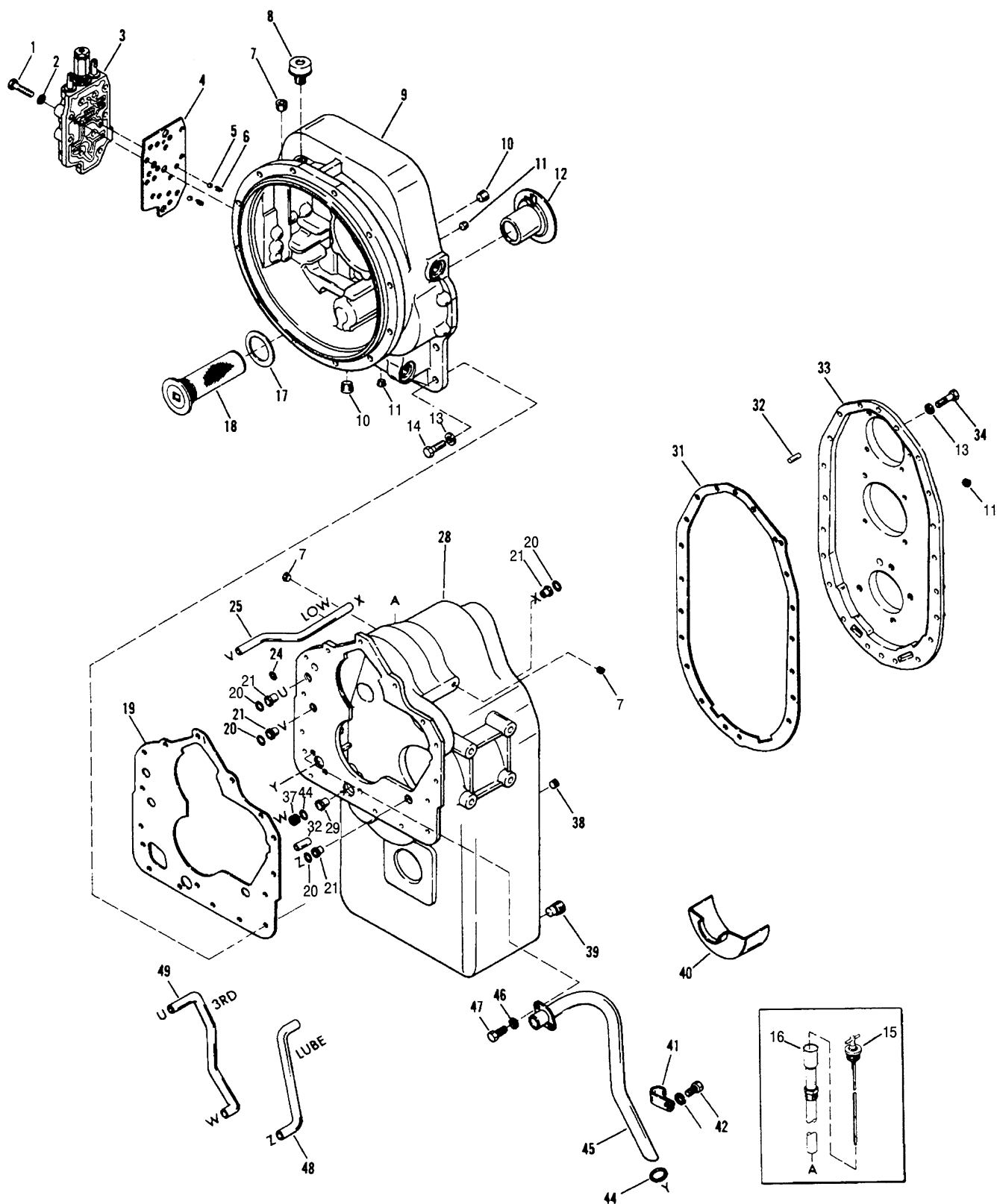


Figure P17856

**P17856**

ITEM	PART NO.	DESCRIPTION	QTY	SERIAL NO.	REMARKS
1	P20173	Housing	1	.....	
2	P20174	Solenoid Pkg.	1	.....	
3	P20175	Stud & Seal Pkg.	1	.....	
4	P20176	Clutch	1	.....	
5	P20177	Coil Pkg. Field	1	.....	
6	P20178	Armature	1	.....	
7	P20179	Thrust Washer Pkg.	1	.....	
8	P20180	Head	1	.....	
9	P20181	Bolt	2	.....	
10	P20182	Spring Pkg. Brush	1	.....	
11	P20183	Brush Pkg.	1	.....	

## DRIVE TRAIN

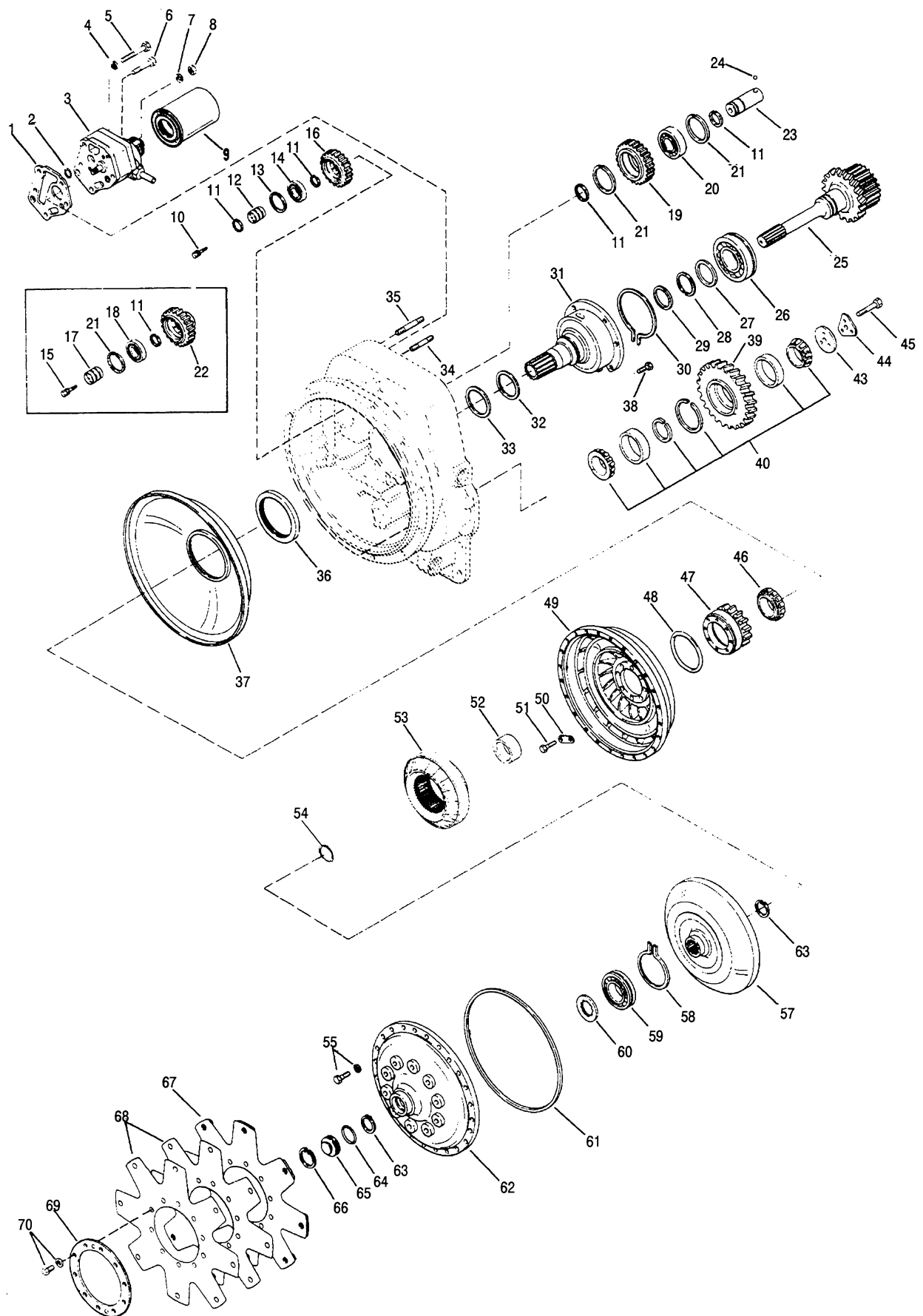


**Figure P19900-1**

**P19900-1 Converter & Transmission Case Assembly**

ITEM	PART NO.	DESCRIPTION	QTY	SERIAL NO.	REMARKS
1	P20577	Bolt	9	.....	Valve to Converter Housing
2	P20538	Lockwasher	9	.....	
3	P20579	Control Valve Assembly	1	.....	
4	P20580	Gasket, Control Valve	1	.....	
5	P20581	Ball, Detent	2	.....	
6	P20582	Spring, Detent	2	.....	
7	P20583	Plug, Pipe	3	.....	
8	P20584	Air Breather	1	.....	
9	P20585	Housing, Converter	1	.....	
10	P20586	Plug, Pipe	2	.....	
11	P20587	Plug, Pipe	3	.....	
12	P20588	Sleeve, Converter Housing	1	.....	
13	P20589	Lockwasher	37	.....	
14	P20590	Bolt	17	.....	Converter Housing to Trans.
15	P20632	Dipstick	1	.....	
16	P20631	Dipstick Tube Assembly	1	.....	
17	P20593	Gasket, Screen Assembly	1	.....	
18	P20594	Screen Assembly	1	.....	
19	P20595	Housing to Case Gasket	1	.....	
20	P20596	O-Ring, Pressure Tube	4	.....	
21	P20597	Tube Sleeve	4	.....	
24	P20600	O-Ring, Clutch Pressure	1	.....	
25	P20601	Tube, Clutch Pressure	1	.....	Low Speed
28	P20603	Transmission Case Assy.	1	.....	Incl. Items 21, 25, 29, 44 - 49
29	P20627	Tube Sleeve	1	.....	
31	P20606	Rear Cover to Case Gasket	1	.....	
32	P20607	Pin, Dowel	3	.....	
33	P20608	Rear Cover & Plug Assembly	1	.....	Incl. Item 11
34	P20609	Rear Cover to Case Screw	20	.....	
37	P20630	Plug, Pressure	1	.....	3rd Speed
38	P20613	Plug, Pipe	1	.....	
39	P20614	Plug, Magnetic Drain	1	.....	
40	P20615	Oil Baffle	1	.....	
41	P20616	Clip, Suction Tube	1	.....	
42	P20617	Screw, Clip Retaining	1	.....	
44	P20619	O-Ring	2	.....	
45	P20620	Suction Tube Assembly	1	.....	
46	P20621	Lockwasher, Retaining Screw	2	.....	Suction Tube
47	P20622	Screw, Retaining	2	.....	Suction Tube
48	P20623	Tube, Clutch Lube	1	.....	
49	P20624	Tube	1	.....	3rd. Speed

# DRIVE TRAIN



**Figure P1990-2**

**P19900-2 Impeller & Driveplate Assembly (1 of 2)**

ITEM	PART NO.	DESCRIPTION	QTY	SERIAL NO.	REMARKS
1	P20500	Pump to Housing Gasket	1	.....	
2	P20501	O-Ring	1	.....	
3	P20502	Charging Pump Assembly	1	.....	
4	P20503	Lockwasher, Screw	3	.....	Pump Mounting
5	P20504	Screw	1	.....	Pump Mounting
6	P20505	Screw	2	.....	Pump Mounting
7	P20506	Lockwasher, Stud	2	.....	Pump Mounting
8	P20507	Nut, Stud	2	.....	Pump Mounting
9	P20508	Filter Assembly	1	.....	
10	P20509	Screw & Lockwasher	2	.....	Bearing Support
11	P20510	Bearing Locating Ring	15	.....	
12	P20511	Support, Bearing	1	.....	Pump Drive
13	P20512	Ring, Retaining	1	.....	Bearing
14	P20513	Bearing, Gear	1	.....	Pump Drive
15	P20571	Screw & Lockwasher	2	.....	Bearing Support
16	P20515	Gear	1	.....	Pump Drive
17	P20572	Support, Drive Bearing	1	.....	Auxiliary Pump
18	P20574	Bearing, Gear	1	.....	Pump Drive
19	P20518	Gear, Idler	1	.....	Pump Drive
20	P20519	Bearing, Shaft	1	.....	Idler Stub
21	P20520	Ring, Retaining	3	.....	Bearing
22	P20576	Gear, Drive	1	.....	Auxiliary Pump
23	P20522	Shaft, Stub	1	.....	Idler Gear
24	P20523	Shaft, Stub	1	.....	Lockball
25	P20524	Turbine Shaft & Disc. Hub Assembly	1	.....	
26	P20525	Bearing, Turbine Shaft	1	.....	
27	P20526	Washer, Locating	1	.....	Bearing
28	P20527	Ring, Retaining	1	.....	Bearing
29	P20528	Ring, Piston	1	.....	
30	P20529	Ring, Snap	1	.....	Bearing
31	P20530	Stator Support	1	.....	
32	P20531	Spring, Expander	1	.....	Piston Ring
33	P20532	Ring, Piston	1	.....	
34	P20533	Stud	1	.....	Pump Mounting
35	P20534	Stud	1	.....	Pump Mounting
36	P20535	Oil Seal	1	.....	
37	P20536	Oil Baffle Assembly	1	.....	
38	P20537	Screw, Stator Support	6	.....	
38A	P20538	Lockwasher, Screw	6	.....	Stator Support
39	P20539	Gear	1	.....	Reverse Idler
40	P20540	Gear Bearing Assembly	1	.....	Reverse Idler
NI	P20541	Pin, Shaft	1	.....	Reverse Idler
NI	P20542	Shaft	1	.....	Reverse Idler
43	P20543	Plate, Retaining	1	.....	Bearing
44	P20544	Lock Plate	1	.....	
45	P20545	Screw	3	.....	Retaining Plate
46	P20546	Gear Bearing	1	.....	Impeller Hub
47	P20547	Gear	1	.....	Impeller Hub
48	P20548	O-Ring	1	.....	Impeller Hub

# DRIVE TRAIN

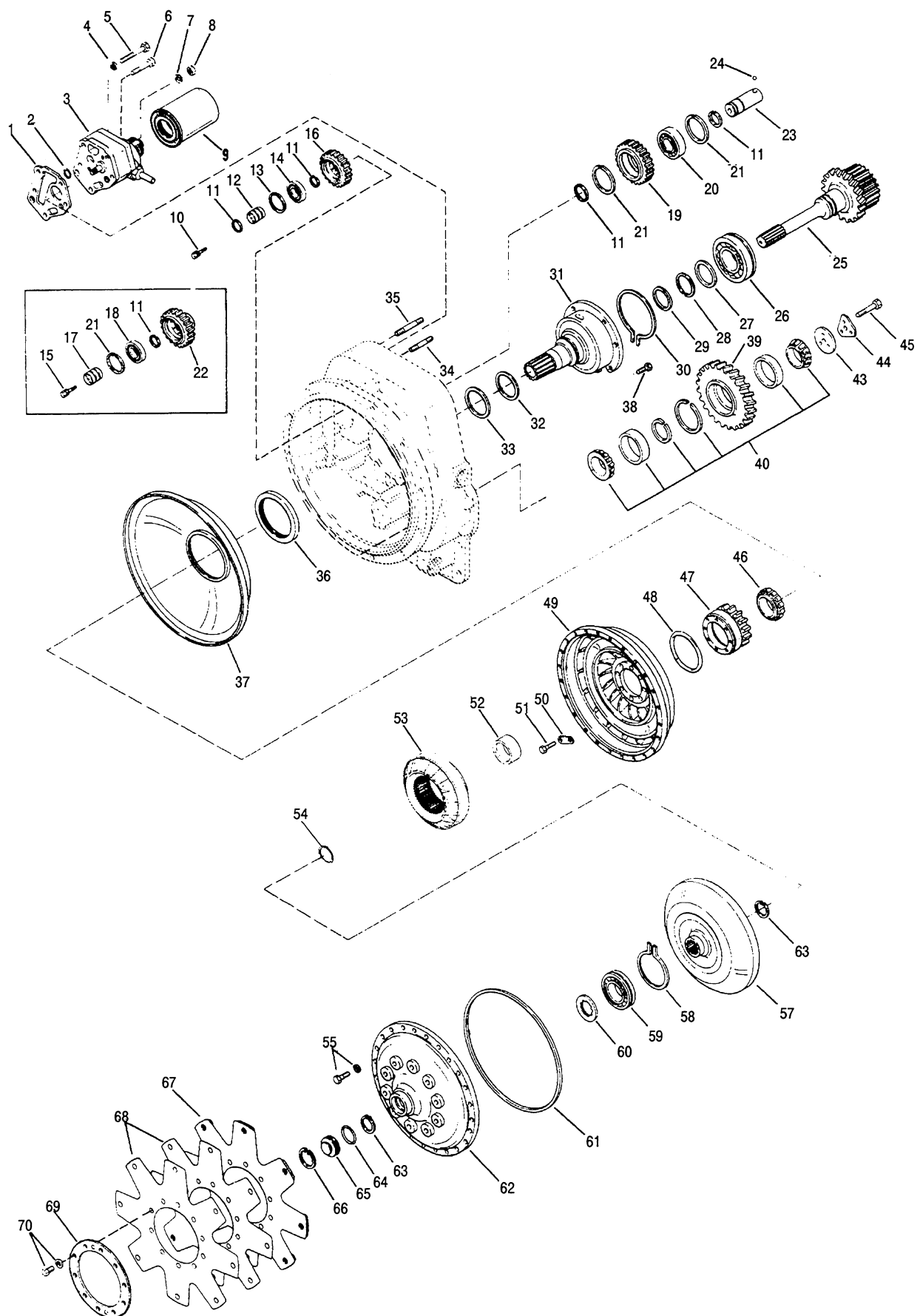


Figure P19900-2



**P19900-2 Impeller & Driveplate Assembly (2 of 2)**

ITEM	PART NO.	DESCRIPTION	QTY	SERIAL NO.	REMARKS
49	P20549	Impeller	1	.....	
50	P20550	Impeller to Hub Screw Lock Tab	4	.....	
51	P20551	Impeller to Hub Screw	8	.....	
52	P20552	Impeller to Hub Bearing Spacer	1	.....	
53	P20553	Reaction Member	1	.....	
54	P20554	Ring, Retaining	1	.....	
55	P20555	Impeller to Cover Screw & Lockwasher	24	.....	
57	P20557	Turbine	1	.....	
58	P20558	Ring, Locating	1	.....	Turbine Hub Bearing
59	P20559	Bearing	1	.....	Turbine Hub
60	P20560	Washer, Retaining	1	.....	Bearing
61	P20561	Impeller to Cover O-Ring	1	.....	
62	P20562	Cover, Impeller	1	.....	
63	P20556	Ring, Retaining	2	.....	Turbine
64	P20564	Impeller Cover Bore Plug O-Ring	1	.....	
65	P20565	Plug, Bore	1	.....	
66	P20556	Ring, Retaining	1	.....	Bore Plug
67	P20567	Driveplate Assembly	1	.....	
68	P20568	Driveplate	2	.....	
69	P20569	Ring, Backing	1	.....	Driveplate
70	P20570	Mounting Screw & Lockwasher	10	.....	Driveplate

# DRIVE TRAIN

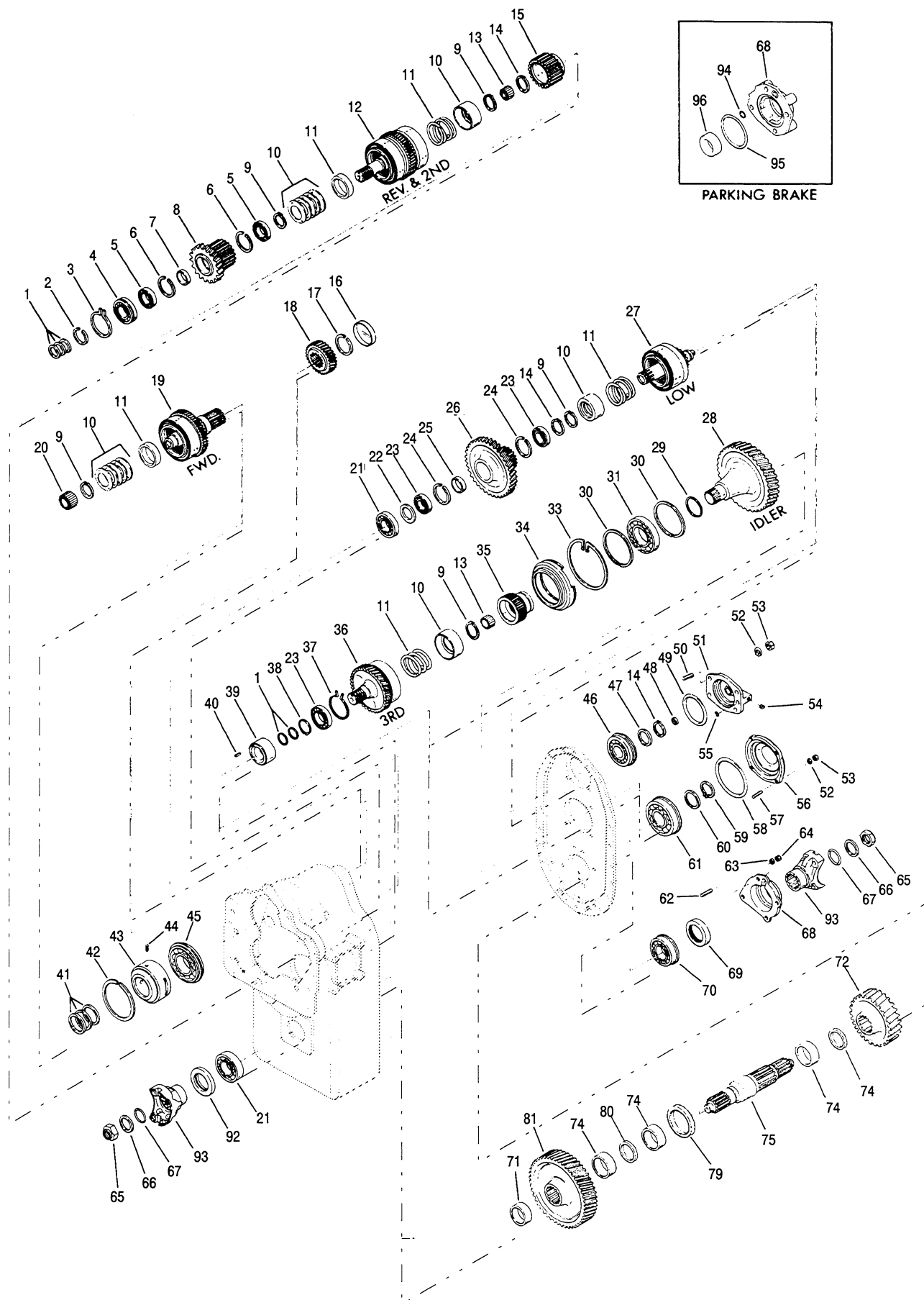


Figure P1990-3

**P19900-3 Clutch & Gear Group Assembly (1 of 2)**

ITEM	PART NO.	DESCRIPTION	QTY.	SERIAL NO.	REMARKS
1	P20633	Ring, Piston	5	.....	
2	P20634	Ring, Retaining	1	.....	Front Bearing
3	P20635	Ring, Snap	1	.....	Front Bearing
4	P20636	Reverse & 2nd. Shaft Front Bearing	1	.....	
5	P20637	Bearing, Gear	2	.....	Clutch Driven
6	P20638	Ring, Retaining	2	.....	Bearing
7	P20639	Spacer, Gear Bearing	1	.....	Clutch Driven
8	P20640	Gear & Hub Assembly	1	.....	Reverse Clutch
9	P20643	Ring, Snap	5	.....	Spring Retainer
10	P20644	Retainer, Spring	5	.....	
11	P20645	Spring, Piston Return	5	.....	
12	See Page 1-110	Reverse & 2nd. Shaft	1	.....	
13	P20650	Bearing, Shaft	2	.....	
14	P20651	Ring, Retaining	3	.....	
15	P20652	2nd. Clutch Disc. Hub	1	.....	
16	P20653	Plug, Bore	1	.....	
17	P20654	Ring, Snap	1	.....	Gear Retainer
18	P20655	Gear, Shaft	1	.....	Forward
19	See Page 1-110	Shaft, Forward	1	.....	
20	P20660	Bearing, Pilot	1	.....	Forward Shaft
21	P20661	Bearing, Front	2	.....	Low Speed Clutch Shaft
22	P20662	Spacer, Bearing	1	.....	Front
23	P20663	Bearing, Gear	3	.....	
24	P20664	Ring, Locating	2	.....	Low Speed Gear Bearing
25	P20665	Spacer, Gear	1	.....	Low Speed
26	P20666	Gear & Hub Assembly	1	.....	Low Shaft
27	See Page 1-110	Shaft, Low Clutch	1	.....	
28	P20674	Shaft, Idler	1	.....	
29	P20675	Ring, Retaining	1	.....	Bearing
30	P20676	Ring, Locating	2	.....	Bearing
31	P20677	3rd. Clutch Disc, Hub Brg.	1	.....	
33	P20679	Ring, Locating	1	.....	Bearing Carrier
34	P20680	Carrier, Bearing	1	.....	
35	P20681	3rd. Clutch Disc, Hub	1	.....	
36	See Page 1-110	3rd. Clutch Shaft	1	.....	
37	P20687	Ring, Locating, Front Bearing	1	.....	3rd. Clutch Shaft
38	P20689	Ring, Retaining, Front Bearing	1	.....	3rd. Clutch Shaft
39	P20691	Rings, Piston	1	.....	Outer Race
40	P20692	Pin, Roll	1	.....	Outer Race
41	P20693	Ring, Piston	3	.....	Forward Shaft
42	P20694	Ring, Retainer	1	.....	Piston Ring Sleeve
43	P20695	Sleeve, Piston Ring	1	.....	
44	P20696	Pin, Sleeve Roll	1	.....	

# DRIVE TRAIN

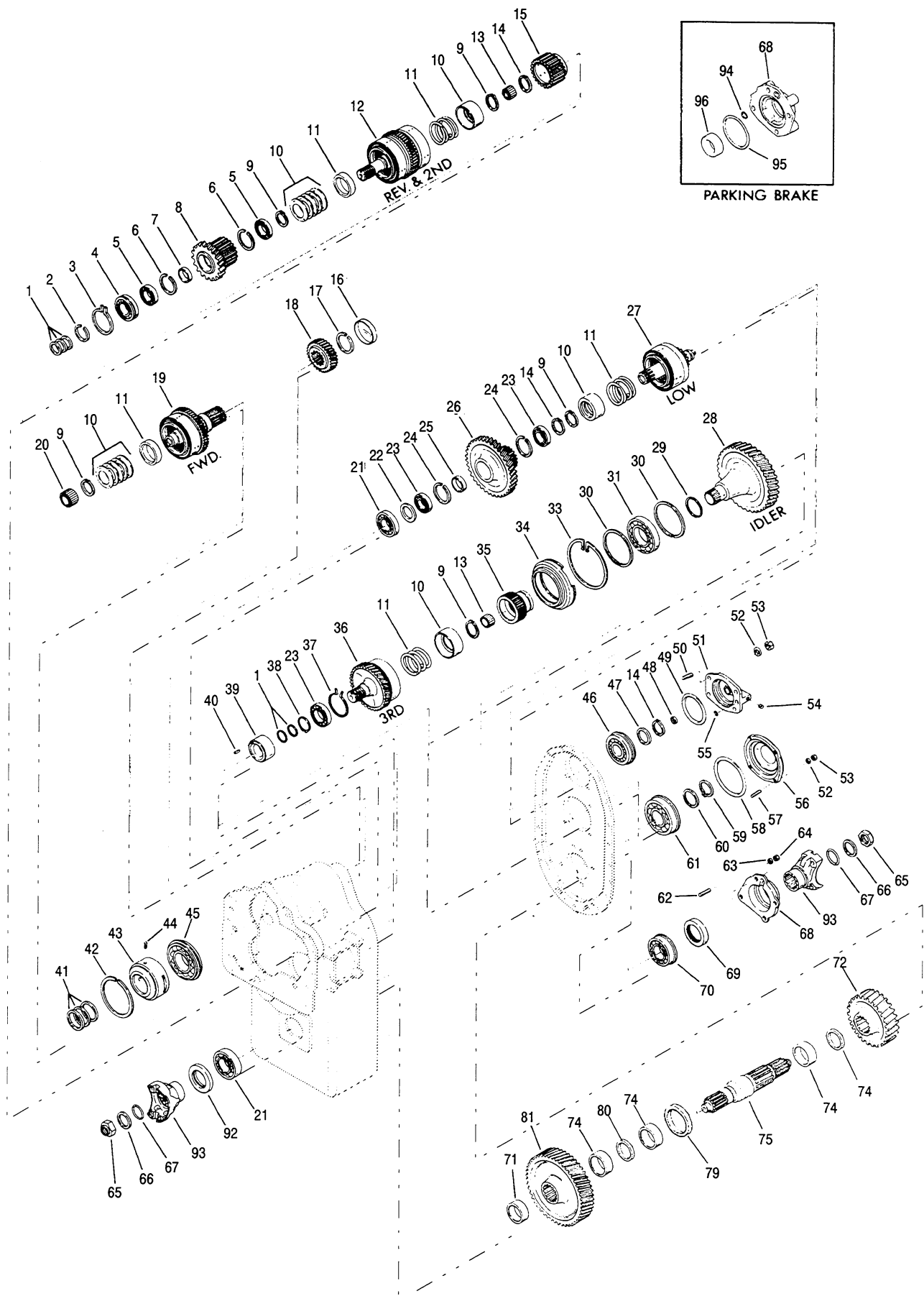


Figure P1990-3

**P19900-3 Clutch & Gear Group Assembly (2 of 2)**

ITEM	PART NO.	DESCRIPTION	QTY	SERIAL NO.	REMARKS
45	P20697	Bearing, Rear	1	.....	Forward Shaft
46	P20698	Bearing, Rear	1	.....	Low Speed Shaft
47	P20699	Washer, Support	1	.....	Rear Bearing
48	P20701	Ring, Piston	1	.....	Low Shaft
49	P20702	O-Ring, Cap	1	.....	Rear Bearing
50	P20703	Stud, Cap	4	.....	Bearing
51	P20704	Cap, Bearing	1	.....	Low Shaft Rear, Inc. Item 54
52	P20589	Lockwasher, Stud	8	.....	Bearing Cap
53	P20706	Nut, Stud	8	.....	Bearing Cap
54	P20707	Plug	1	.....	Bearing Cap
55	P20708	O-Ring	1	.....	Bearing Cap
56	P20711	Cap, Bearing	1	.....	Idler Shaft Rear
57	P20712	Stud	4	.....	Rear Bearing Cap
58	P20713	O-Ring	1	.....	Rear Bearing Cap
59	P20714	Ring, Retainer	1	.....	Idler Shaft Rear Bearing
60	P20715	Washer, Support	1	.....	Rear Bearing
61	P20716	Bearing	1	.....	Idler Shaft Rear
62	P20717	Stud	4	.....	Bearing Cap
63	P20718	Lockwasher, Stud	4	.....	Bearing Cap
64	P20719	Nut, Stud	4	.....	Bearing Cap
65	P20720	Nut, Flange	2	.....	
66	P20721	Washer, Flange	2	.....	
67	P20751	O-Ring, Flange	2	.....	
68	P20754	Cap, Bearing	1	.....	Rear
69	P20723	Seal, Oil	1	.....	Rear Bearing Cap
70	P20724	Bearing	1	.....	Output Shaft Rear
71	P20725	Washer, Thrust	2	.....	Gear
72	P20726	Gear, High Range	1	.....	
74	P20727	Bearing, Gear	4	.....	
75	P20729	Shaft, Output	1	.....	
NI	P20730	Rail, Shift	1	.....	Hi & Low
NI	P20731	Lockscrew	1	.....	High & Low Shift Rail
NI	P20732	Fork, Shift	1	.....	High & Low
79	P20733	Hub	1	.....	Range Shift
80	P20735	Spacer, Bearing	1	.....	
81	P20737	Gear, Low Range	1	.....	
NI	P20739	O-Ring, Rail Housing	1	.....	Range Shift
NI	P20740	Spring, Lock	1	.....	Mesh
NI	P20741	Ball, Lock	1	.....	Mesh
NI	P20583	Plug, Detent	1	.....	Housing
NI	P20743	Seal, Oil	1	.....	Shift Rail
NI	P20744	Nut, Stud	2	.....	Housing
NI	P20538	Lockwasher, Nut	2	.....	Housing Stud
NI	P20746	Support, Shift Rail	1	.....	Hi & Low
NI	P20747	Stud, Housing	2	.....	Range Shift Rail
92	P20749	Seal, Oil	1	.....	Output
93	P20750	Flange, Output	2	.....	
94	P20755	O-Ring, Bearing Cap	1	.....	Output Shaft
95	P20756	O-Ring, Bearing Cap	1	.....	Output Shaft
96	P20757	Bearing to Flange Spacer	1	.....	

# DRIVE TRAIN

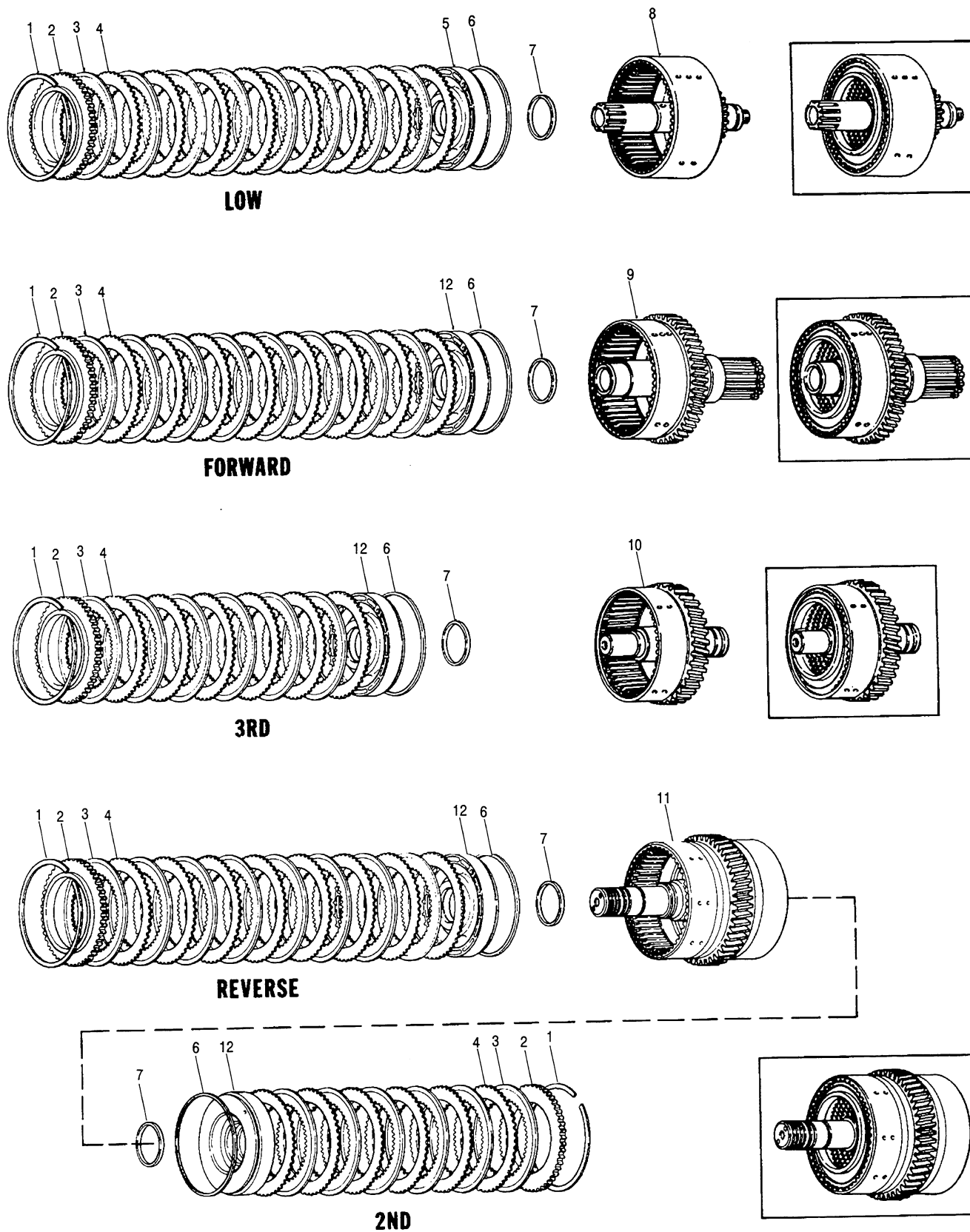
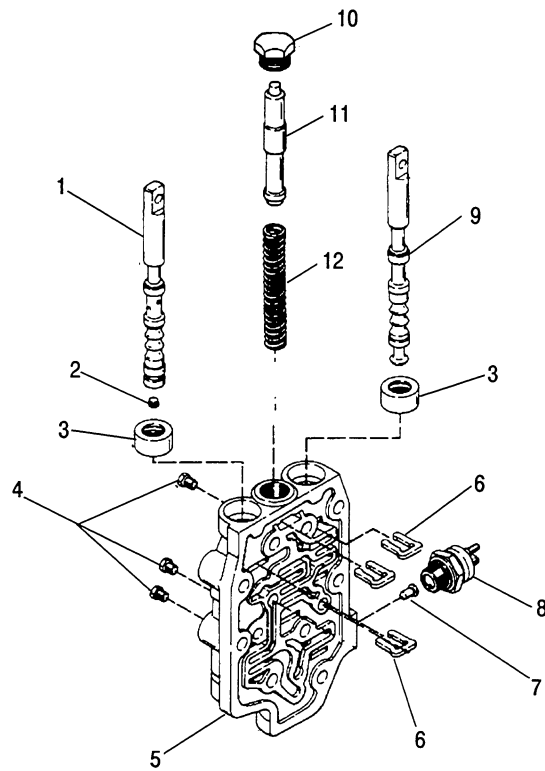


Figure P1990-4

**P19900-4 Clutch Group Assembly**

ITEM	PART NO.	DESCRIPTION	QTY	SERIAL NO.	REMARKS
1	P20773	Ring, Snap	5	.....	Backing Plate
2	P20774	Disc, Clutch	5	.....	Backing Plate
3	P20775	Disc, Clutch	36	.....	Inner
4	P20776	Disc, Clutch	36	.....	Outer
5	P20777	Piston, Clutch	1	.....	
6	P20778	Ring, Piston	5	.....	Outer Clutch
7	P20779	Seal, Piston	5	.....	Inner Clutch
8	P20514	Shaft, Low Clutch	1	.....	Drum & Bleed Valve
9	P20765	Shaft, Forward Clutch	1	.....	Drum & Plug
10	P20764	Shaft, 3rd Clutch	1	.....	Drum & Plug
11	P20804	Shaft, Rev. & 2nd.	1	.....	Drum & Plug
12	P20516	Piston, Clutch	4	.....	

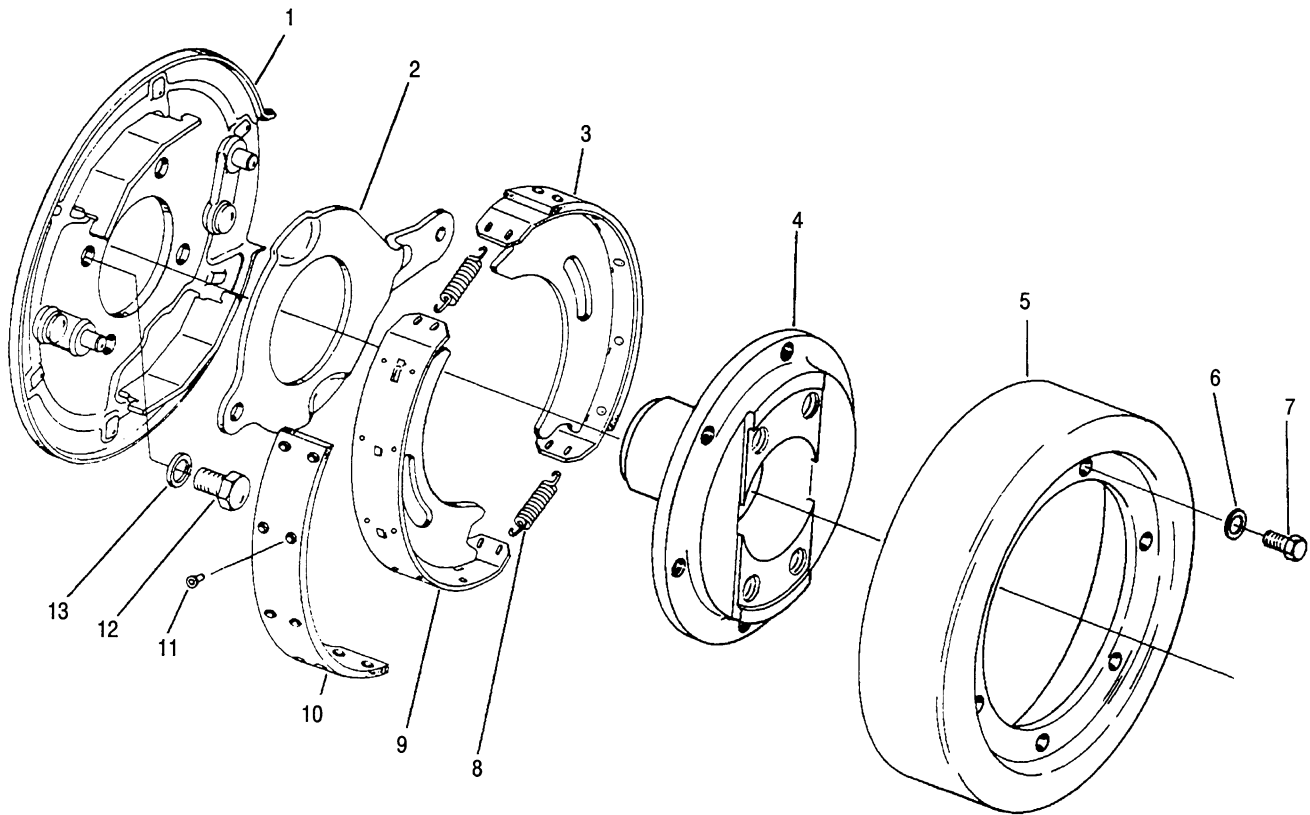


**Figure P19900-5**



**P19900-5 Control Valve Assembly**

ITEM	PART NO.	DESCRIPTION	QTY	SERIAL NO.	REMARKS
1	P20805	Speed Selector Spool & Plug Assy.	1	.....	
2	P20806	Plug	1	.....	Inc. in item 1
3	P20807	Seal, Oil	2	.....	
4	P20808	Plug, Pipe	3	.....	
5	P20809	Control Valve Housing Assy.	1	.....	Inc. items 1 thru 8
6	P20810	Valve Spool Stop	3	.....	
7	P20811	Pin, Actuating	1	.....	Neutral Switch
8	P20812	Neutral Switch	1	.....	
9	P20815	Spool, Valve	1	.....	Forward & Reverse
10	P20816	Plug	1	.....	
11	P20817	Spool, Valve	1	.....	
12	P20818	Spring, Control Valve	1	.....	



**Figure P1990-6**

**P19900-6 Parking Brake Assembly**

ITEM	PART NO.	DESCRIPTION	QTY	SERIAL NO.	REMARKS
1	P20759	Backing Plate Assembly	1	.....	
2	P20760	Lever, Actuating	1	.....	
3	P20761	Brake Shoe & Lining	1	.....	
4	P20762	Flange, Brake	1	.....	
5	P20763	Drum, Brake	1	.....	
6	P20538	Lockwasher	6	.....	
7	P20551	Bolt	6	.....	
8	P20766	Spring, Return	2	.....	
10	P20768	Brake Lining & Rivet Kit	1	.....	Inc. Item 11
11	P20769	Rivet	20	.....	Brake Lining
12	P20770	Screw	4	.....	Backing Plate
13	P20771	Lockwasher, Screw	4	.....	Backing Plate
NI	P20772	Spacer, Backing Plate	4	.....	

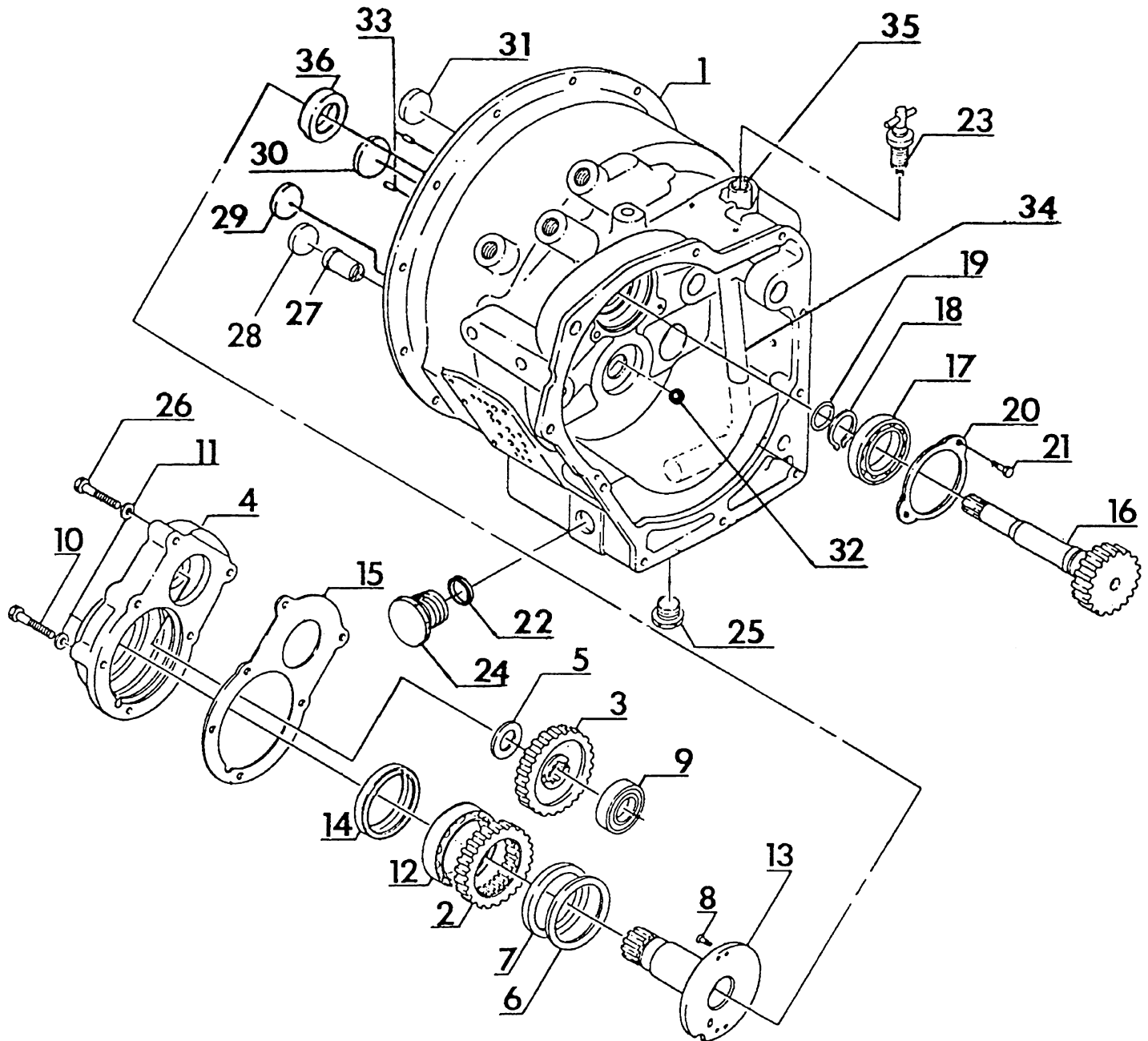


Figure P24464

**P24464 Front Cover Assembly (1 of 2)**

ITEM	PART NO.	DESCRIPTION	QTY.	SERIAL NO.	REMARKS
—	P24464	Complete Front Cover Assembly		694, 702, 703, 708, 713, 716-	
—	P22708	Complete Front Cover Assembly		537, 542-545, 563-567, 604, 605	
1	P24465	Housing, Front Cover	1	694, 702, 703, 708, 713, 716-	
	P22715	Housing, Front Cover	1	537, 542-545, 563-567, 604, 605	
2	P22659	Gear, Drive	1	.....	
3	P22658	Gear, Auxiliary Pump	1	.....	
4	P22660	Housing, Impeller Gear	1	.....	
5	P18584	Thrust Race	1	.....	
6	P22757	Thrust Race	1	.....	
7	P22755	Needle Thrust Bearing	1	.....	
8	P22787	Capscrew	2	.....	
9	P22753	Bearing	1	.....	
10	P22798	Capscrew	4	.....	
11	P12822	Washer	6	.....	
12	P22739	Bearing	1	.....	
13	P22722	Stator Support	1	.....	
	P24463	Stator Support	1	537, 542-545, 563-567, 604, 605	
14	P22656	Seal, Oil	1	.....	
15	P22595	Gasket	1	.....	
16	P24462	Input Shaft, 17 Teeth	1	694, 702, 703, 708, 713, 716-	
	P22716	Input Shaft, 23 Teeth	1	537, 542-545, 563-567, 604, 605	
17	P22751	Bearing	1	.....	
18	P22771	Ring, Snap	1	.....	
19	P22650	Seal, Ring	1	.....	
20	P22657	Retainer	1	.....	
21	P22788	Capscrew	2	.....	
22	P20863	Gasket	1	.....	
	P18661	O-Ring	1	537, 542-545, 563-567, 604, 605	
23	P22692	Cap, Filler	1	.....	
24	P22723	Plug, Sump Screen	1	694, 702, 703, 708, 713, 716-	
	P18660	Plug, Sump Screen	1	537, 542-545, 563-567, 604, 605	
25	P22781	Plug, Pipe	1	.....	
26	P12821	Capscrew	2	.....	
27	P22724	Valve, Control Relief	1	.....	
28	P22754	Plug, Expansion	1	.....	
29	P24471	Plug, Expansion	1	537, 542-545, 563-567, 604, 605	

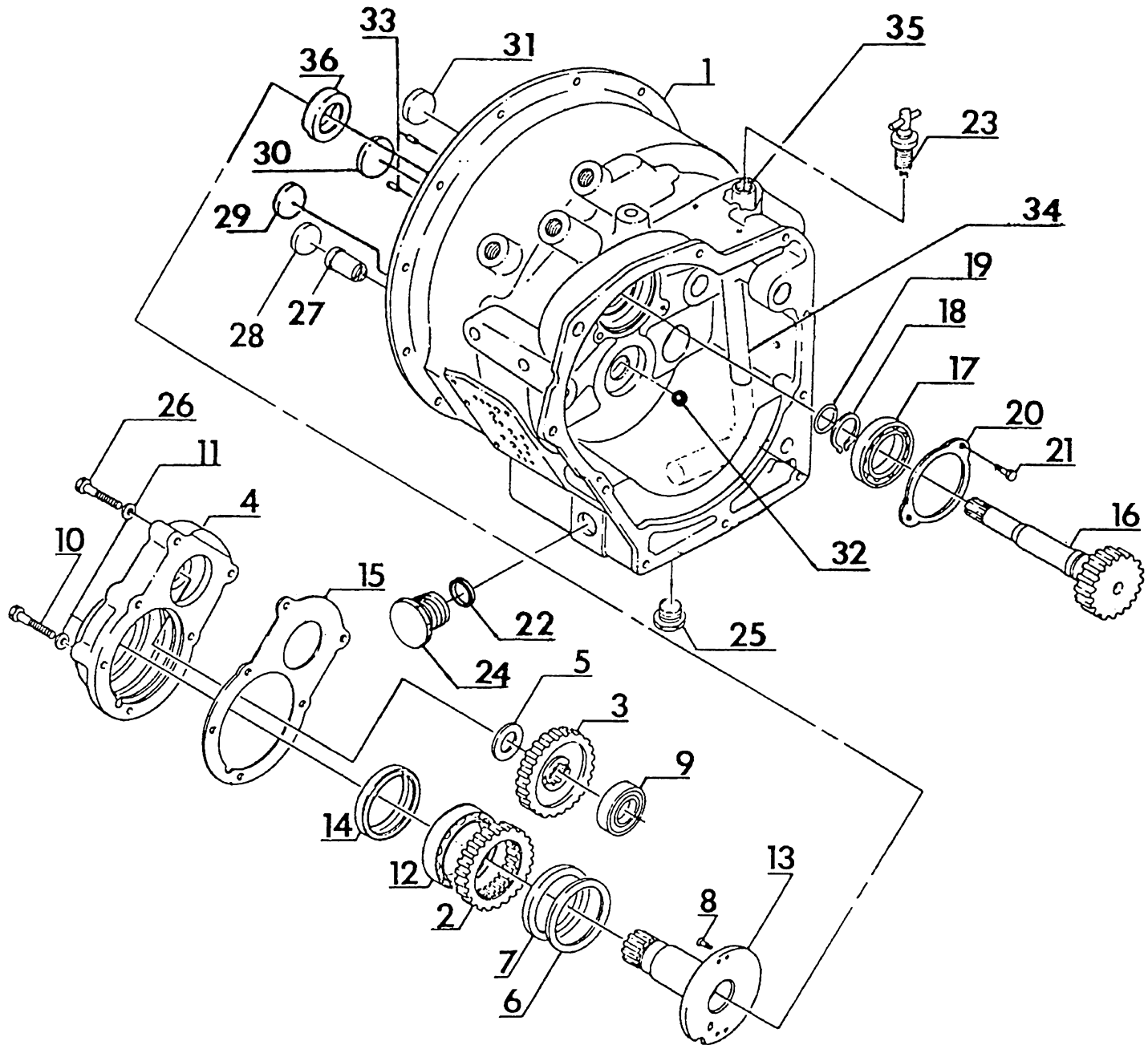
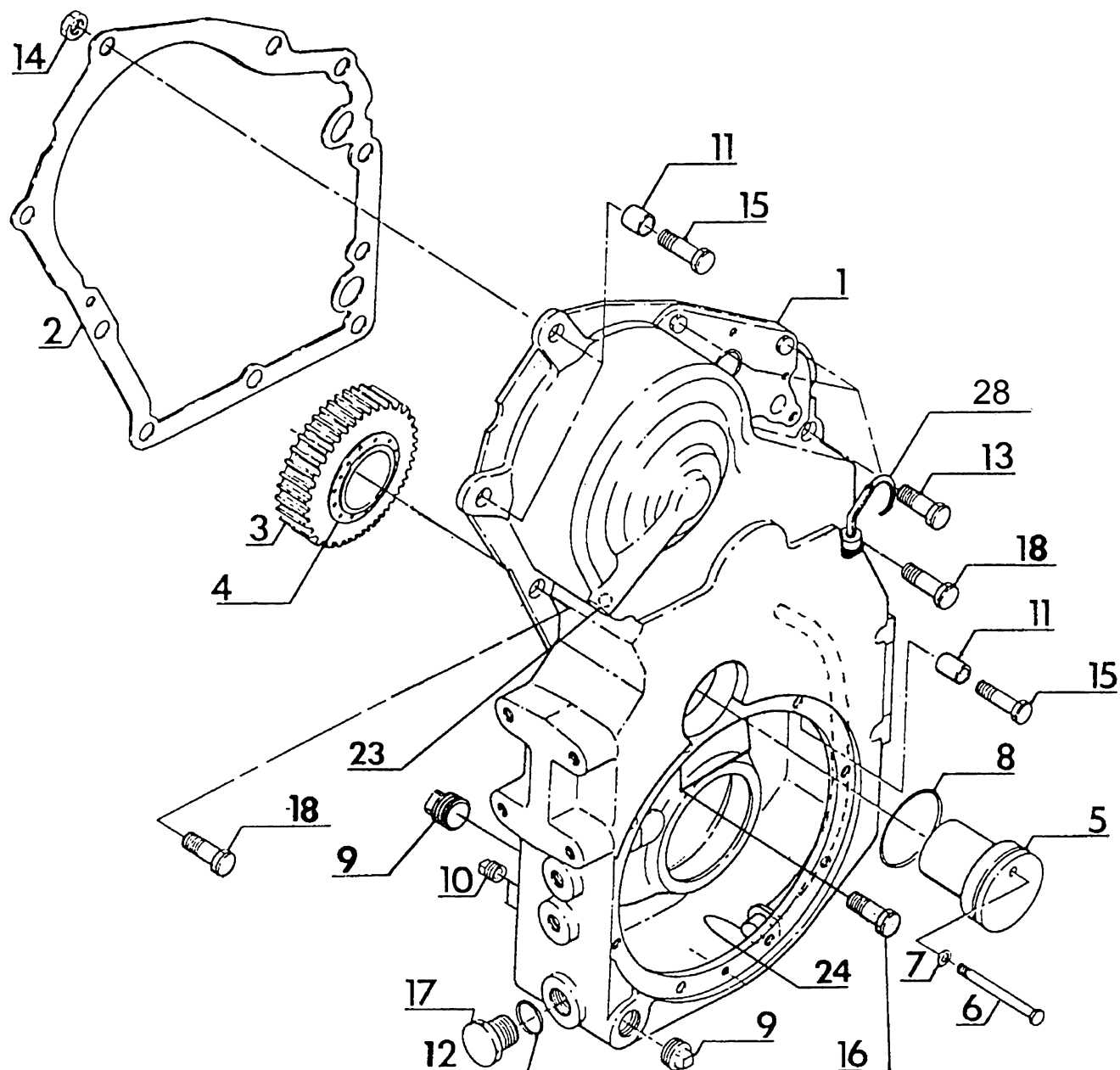


Figure P24464

**P24464 Front Cover Assembly (2 of 2)**

ITEM	PART NO.	DESCRIPTION	QTY.	SERIAL NO.	REMARKS
30	P24472	Plug, Expansion	1	" - "	
31	P24473	Plug, Expansion	1	" - "	
32	P24474	Ball	1	" - "	
33	P24475	Pin, Dowel	2	" - "	
34	P24476	Tube, Suction	1	" - "	
35	P24477	Tube, Dipstick	1	" - "	
36	P24478	Insert, Ext. Pump	1	" - "	



**Figure P22699**



**P22699 Rear Cover Assembly**

ITEM	PART NO.	DESCRIPTION	QTY	SERIAL NO.	REMARKS
—	P22699	Complete Rear Cover Assy.	1	694, 702, 703, 708, 713, 716-	
—	P24466	Complete Rear Cover Assy.	1	537, 542-545, 563-567, 604, 605	
1	P22700	Housing, Rear Cover	1	694, 702, 703, 708, 713, 716-	
	P24467	Housing, Rear Cover	1	537, 542-545, 563-567, 604, 605	
2	P22665	Gasket, Main	1	.....	
3	P22683	Gear, Idler	1	.....	
4	P22745	Bearing	1	.....	
5	P22682	Shaft, Idler	1	.....	
6	P22791	Capscrew	1	.....	
7	P22738	Washer	1	.....	
8	P22763	O-Ring	1	.....	
9	P18565	Plug, Pipe	2	.....	
10	P18567	Plug, Pipe	2	.....	
11	P22655	Bushing, Locating	2	.....	
12	P18661	O-Ring	1	.....	
13	P22792	Capscrew	3	.....	
14	P20813	Nut, Hex	3	.....	
15	P18571	Capscrew	3	.....	
16	P22793	Capscrew	2	.....	
17	P22676	Plug, Drain	1	.....	
18	P12031	Capscrew	2	.....	
22	P18677	Ball	1	.....	
23	P25432	Ball	1	.....	
24	P25436	Tube, Suction	1	.....	
25	P25437	Bracket, Support	1	.....	
26	P25438	Clamp, Dipstick	1	.....	
27	P25439	Tube, Dipstick	1	.....	
28	P25440	Dipstick	1	.....	
29	P22788	Capscrew	1	.....	

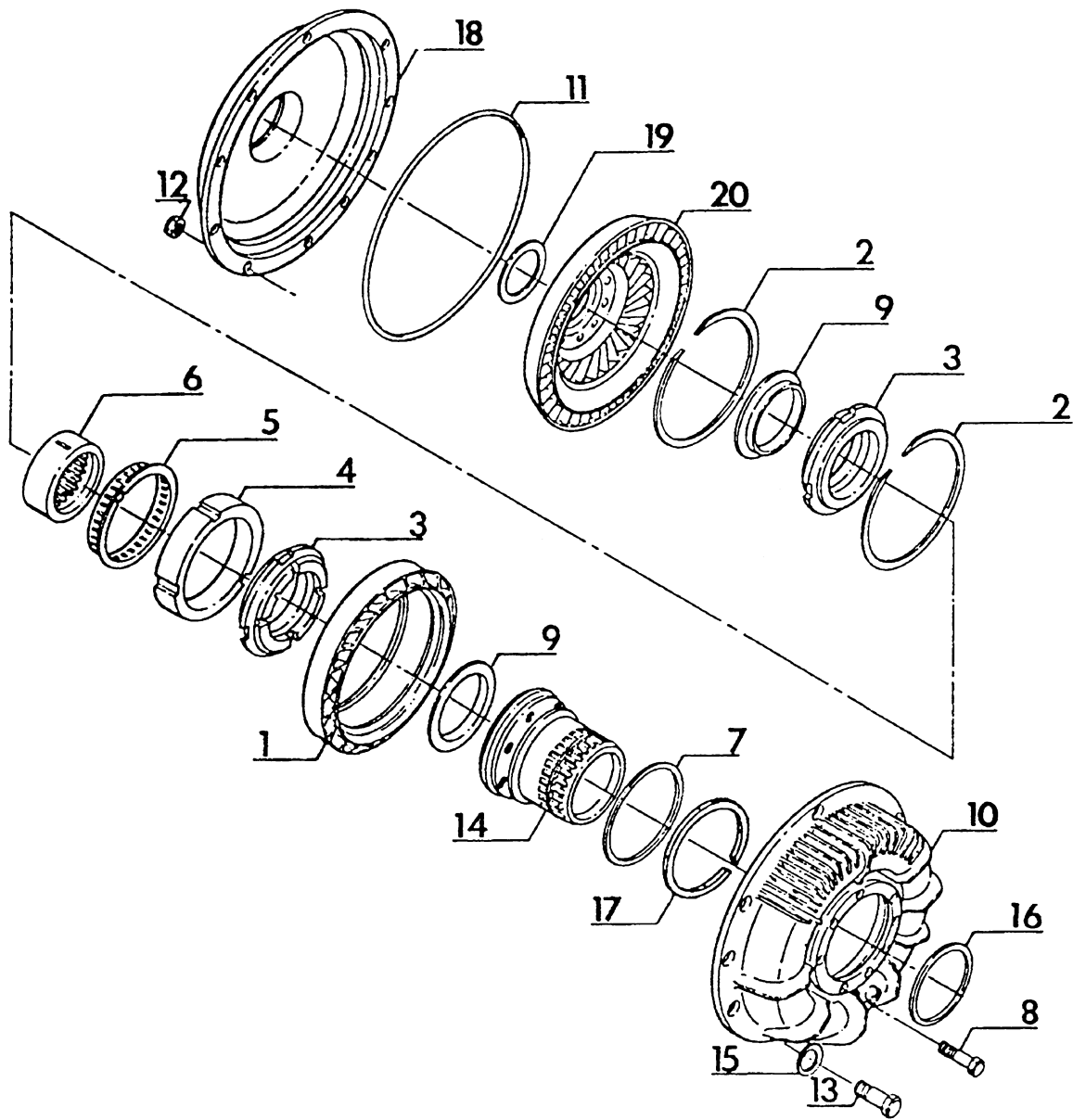
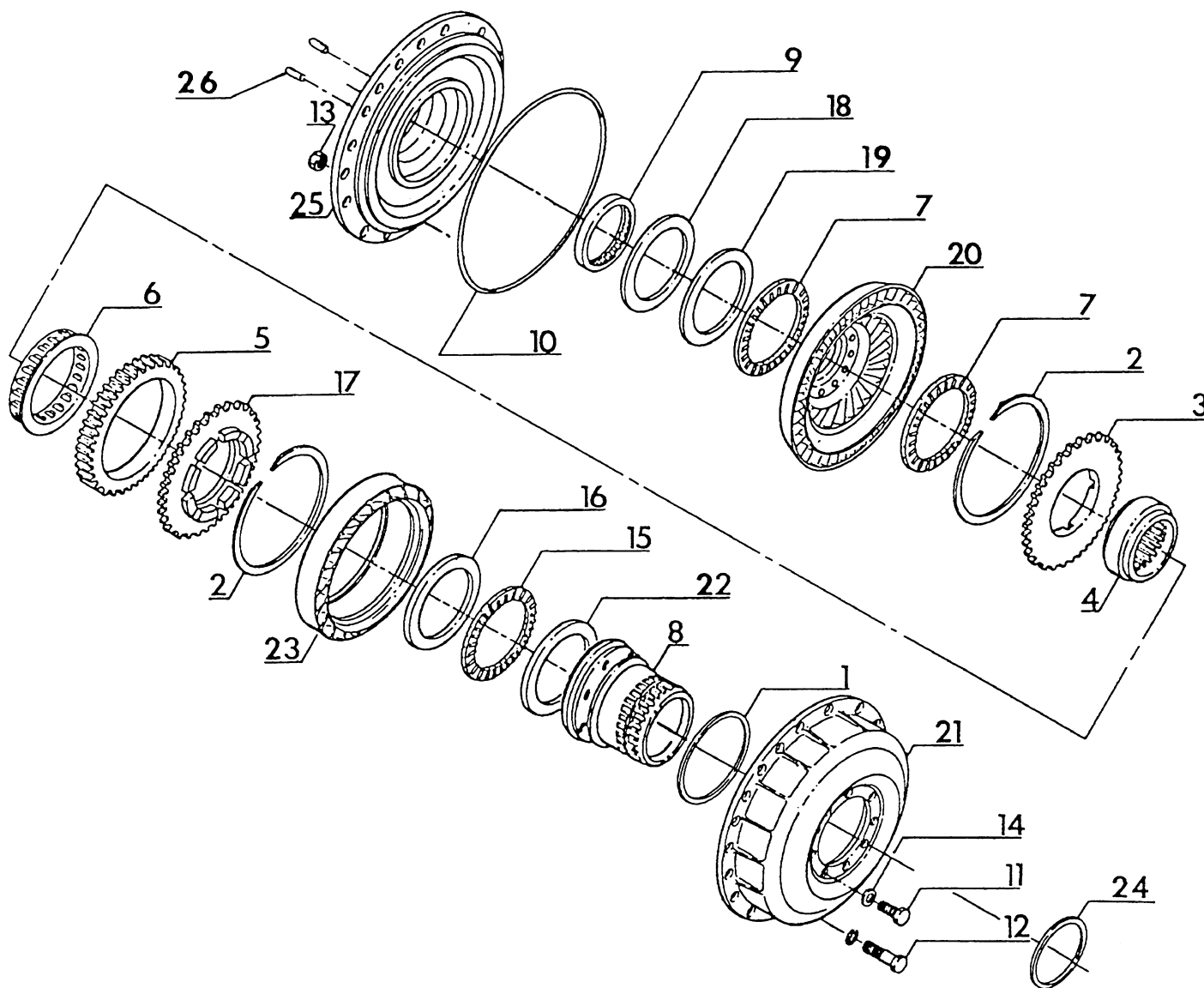


Figure P21781

**P21781 Converter Assembly**

ITEM	PART NO.	DESCRIPTION	QTY.	SERIAL NO.	REMARKS
—	P21781	Complete Converter Assembly	1	537, 542-545, 563-567, 604, 605	
1	P19450	Stator	1	" — "	
2	P19451	Ring, Snap	2	" — "	
3	P19449	Thrust Washer, Stator	2	" — "	
4	P19446	Race	1	" — "	Outer
5	P19447	Clutch, One Way	1	" — "	
6	P19448	Race	1	" — "	Inner
7	P24504	O-Ring	1	" — "	
8	P24589	Capscrew	8	" — "	
9	P19458	Thrust Washer, Impeller	2	" — "	
10	P24498	Impeller	1	" — "	
11	P17926	O-Ring, Gasket	1	" — "	
12	P24598	Locknut	10	" — "	
13	P19461	Capscrew	10	" — "	
14	P24502	Hub, Impeller	1	" — "	
15	P19464	Washer, Half Round	10	" — "	
16	P19466	Seal, Ring	1	" — "	
17	P22775	Ring, Retaining	1	" — "	
18	P24503	Cover	1	" — "	Front
19	P19465	Thrust Washer	1	" — "	
20	P24499	Turbine	1	" — "	



**Figure P22725**

**P22725 Converter Assembly**

ITEM	PART NO.	DESCRIPTION	QTY	SERIAL NO.	REMARKS
—	N.L.A.	Complete Converter Assembly	—	694, 702, 703, 708, 713, 716-822	Replace with P22725
1	P22762	O-Ring	1	" — "	
2	P22774	Ring, Snap	2	" — "	
3	P22729	Retainer	1	" — "	
4	P22735	Race	1	" — "	Inner
5	P22728	Race	1	" — "	Outer
6	P18549	Clutch, Sprag	1	" — "	
7	P22756	Bearing, Needle Thrust	2	" — "	
8	P22734	Hub, Impeller	1	" — "	
9	P22750	Bearing	1	" — "	
10	P22730	Seal	1	" — "	
11	P22789	Capscrew	8	" — "	
12	P22790	Capscrew	12	" — "	
13	P18560	Nut, Hx	12	" — "	
14	P22648	Flatwasher	20	" — "	
15	P18544	Bearing, Needle Thrust	1	" — "	
16	P22758	Race, Thrust	1	" — "	
17	P22733	Retainer	1	" — "	
18	P22759	Race, Thrust	1	" — "	
19	P22760	Race, Thrust	1	" — "	
20	P22732	Turbine	1	" — "	
21	P22726	Impeller	1	" — "	
22	P22775	Ring, Retaining	1	" — "	
23	P22727	Stator	1	" — "	
24	P19466	Seal, Ring	1	" — "	
25	P22731	Cover, Converter	1	" — "	
26	P24470	Pin, Roll	2	" — "	

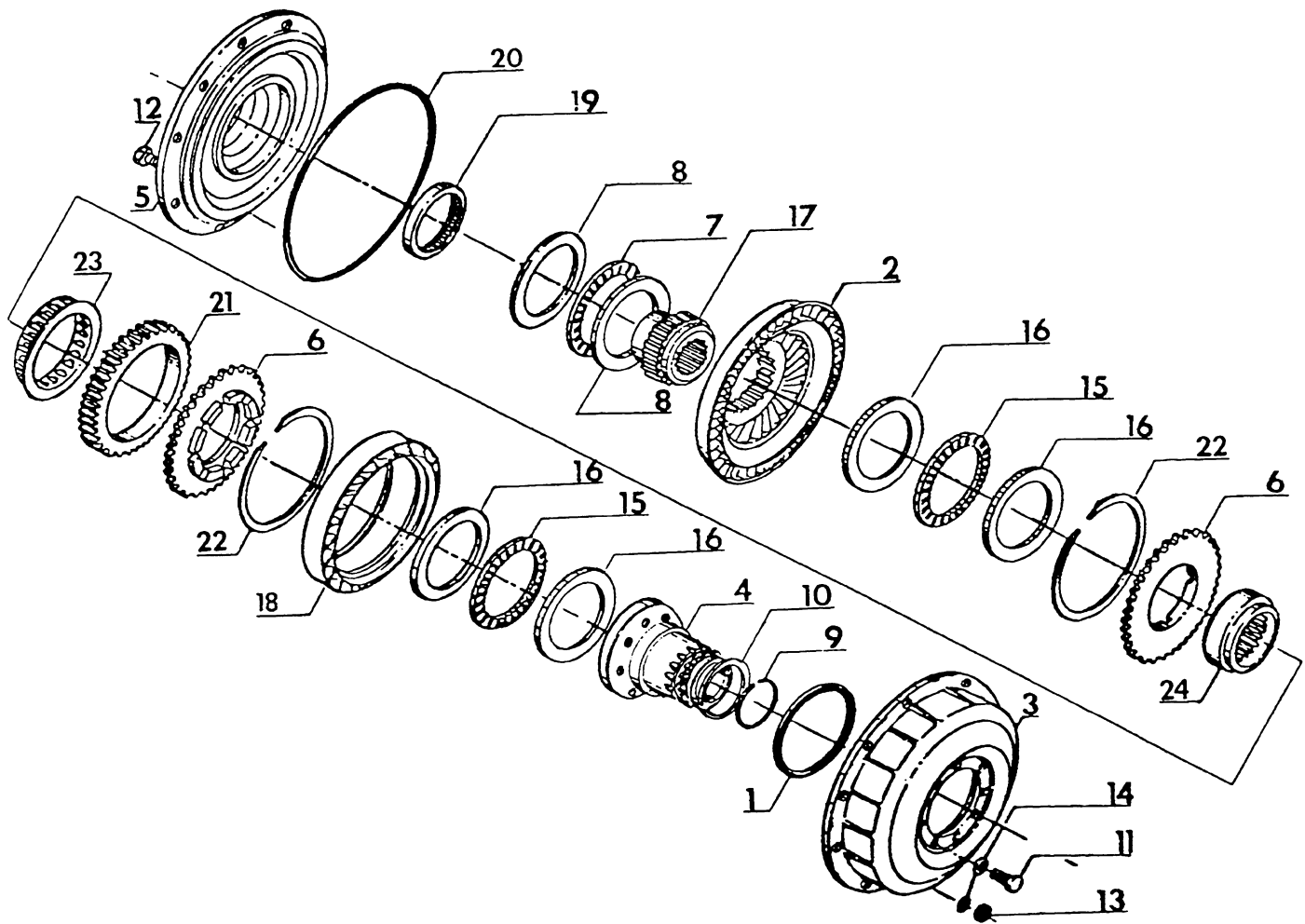


Figure P22725-1

**P22725-1 Converter Assembly**

ITEM	PART NO.	DESCRIPTION	QTY	SERIAL NO.	REMARKS
—	P22725	Complete Converter Assembly	1	823 —	
1	P22762	O-Ring	1	" — "	
2	P25414	Turbine	1	" — "	
3	P25411	Impeller	1	" — "	
4	P25412	Hub, Impeller	1	" — "	
5	P22731	Cover	1	" — "	
6	P25416	Retainer, Clutch	2	" — "	
7	P22756	Thrust Bearing	1	" — "	
8	P22760	Race, Thrust	2	" — "	
9	P18561	Seal, Ring	1	" — "	
10	P22775	Ring, Retaining	1	" — "	
11	P22789	Capscrew	8	" — "	
12	P18518	Capscrew	12	" — "	
13	P25430	Nut, Hx. Flex-Lock	12	" — "	
14	P22648	Flatwasher	20	" — "	
15	P25431	Thrust Bearing	2	" — "	
16	P25417	Thrust Washer	4	" — "	
17	P25415	Hub, Turbine	1	" — "	
18	P25418	Stator	1	" — "	
19	P22750	Bearing	1	" — "	
20	P22730	Seal	1	" — "	
21	P25413	Race	1	" — "	Outer
22	P25408	Ring, Retaining	2	" — "	
23	P18549	Sprag, Clutch	1	" — "	
24	P22735	Race	1	" — "	Inner

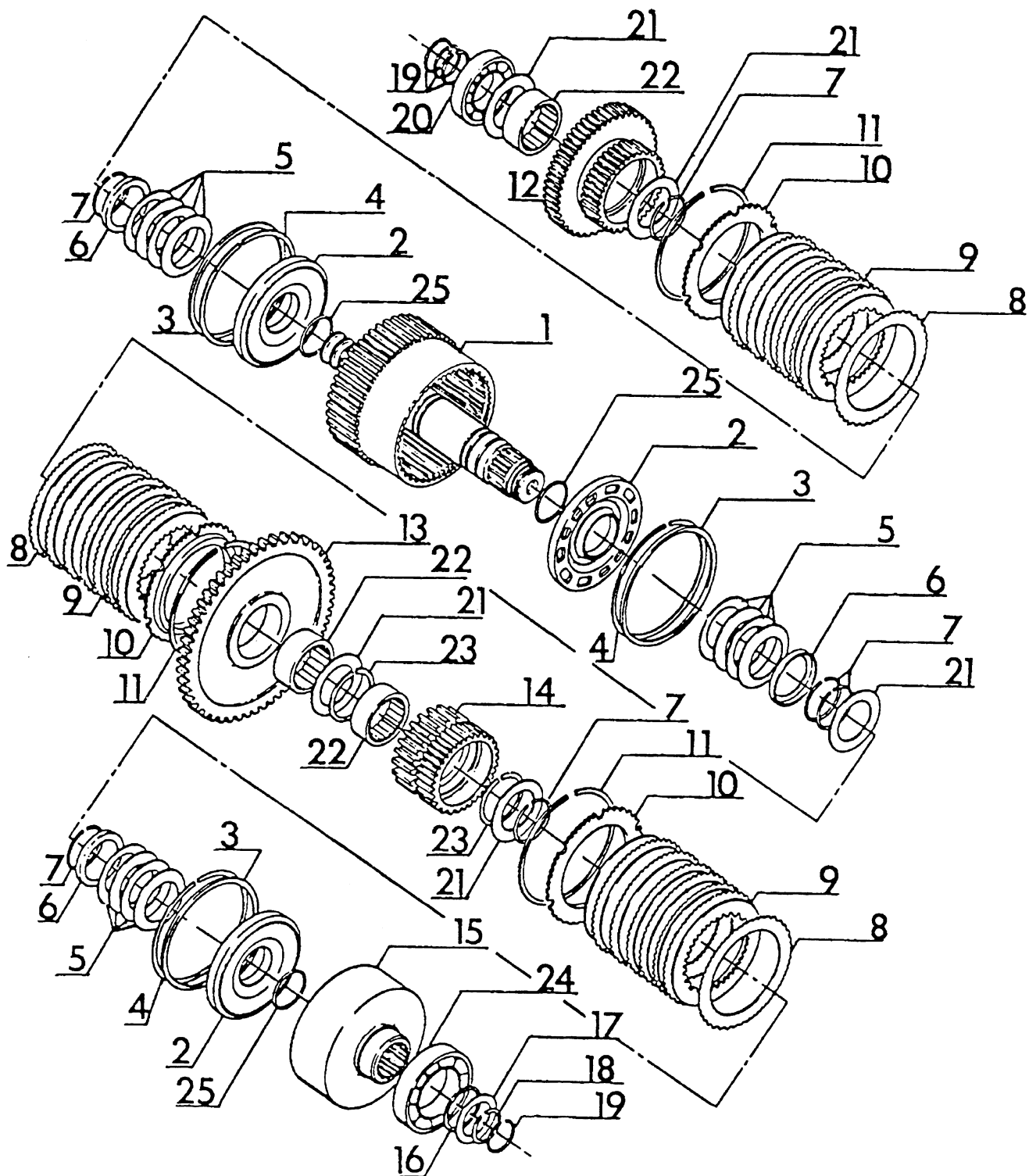


Figure P22701



**P22701 1st Stage Clutch Assembly**

ITEM	PART NO.	DESCRIPTION	QTY.	SERIAL NO.	REMARKS
—	P22701	Complete Clutch Assy, 1st Stage	1	694, 702, 703, 708, 713, 716-	
—	P24483	Complete Clutch Assy, 1st Stage	1	537, 542-545, 563-567, 604, 605	
1	P22703	Shaft, Clutch	1	694, 702, 703, 708, 713, 716-	
	P24485	Shaft, Clutch	1	537, 542-545, 563-567, 604, 605	
2	P22720	Piston	3	.....	
3	P22707	Seal, Lip Ring	3	694, 702, 703, 708, 713, 716-	
	P24486	Seal, Lip Ring	3	537, 542-545, 563-567, 604, 605	
4	P22718	Ring, Backup	3	694, 702, 703, 708, 713, 716-	
	P24487	Ring, Backup	3	537, 542-545, 563-567, 604, 605	
5	P20599	Spring	12	.....	
6	P22714	Retainer, Snap Ring	3	694, 702, 703, 708, 713, 716-	
	P20625	Retainer, Spring	3	537, 542-545, 563-567, 604, 605	
7	P22777	Ring, Retaining	6	694, 702, 703, 708, 713, 716-	
	P20605	Ring, Retaining	6	537, 542-545, 563-567, 604, 605	
8	P22664	Plate, Clutch	21	.....	
9	P22736	Plate, Clutch	21	.....	
10	P22704	Retainer, Clutch	3	.....	
11	P22737	Ring, Snap	3	.....	
12	P22663	Gear & Hub	1	.....	
13	P22662	Gear & Hub	1	.....	
14	P22690	Gear & Hub	1	.....	
15	P22719	Cylinder, Clutch	1	.....	
16	P22767	O-Ring	1	.....	
17	P20686	Thrust Race	1	.....	
18	P22772	Ring, Snap	1	.....	
19	P22650	Seal, Ring	4	.....	
20	P18590	Bearing	1	.....	
21	P22661	Thrust Washer	5	.....	
22	P22748	Bearing	3	.....	
23	P22773	Ring, Snap	2	.....	
24	P22746	Bearing	1	.....	
25	P20612	O-Ring	3	.....	

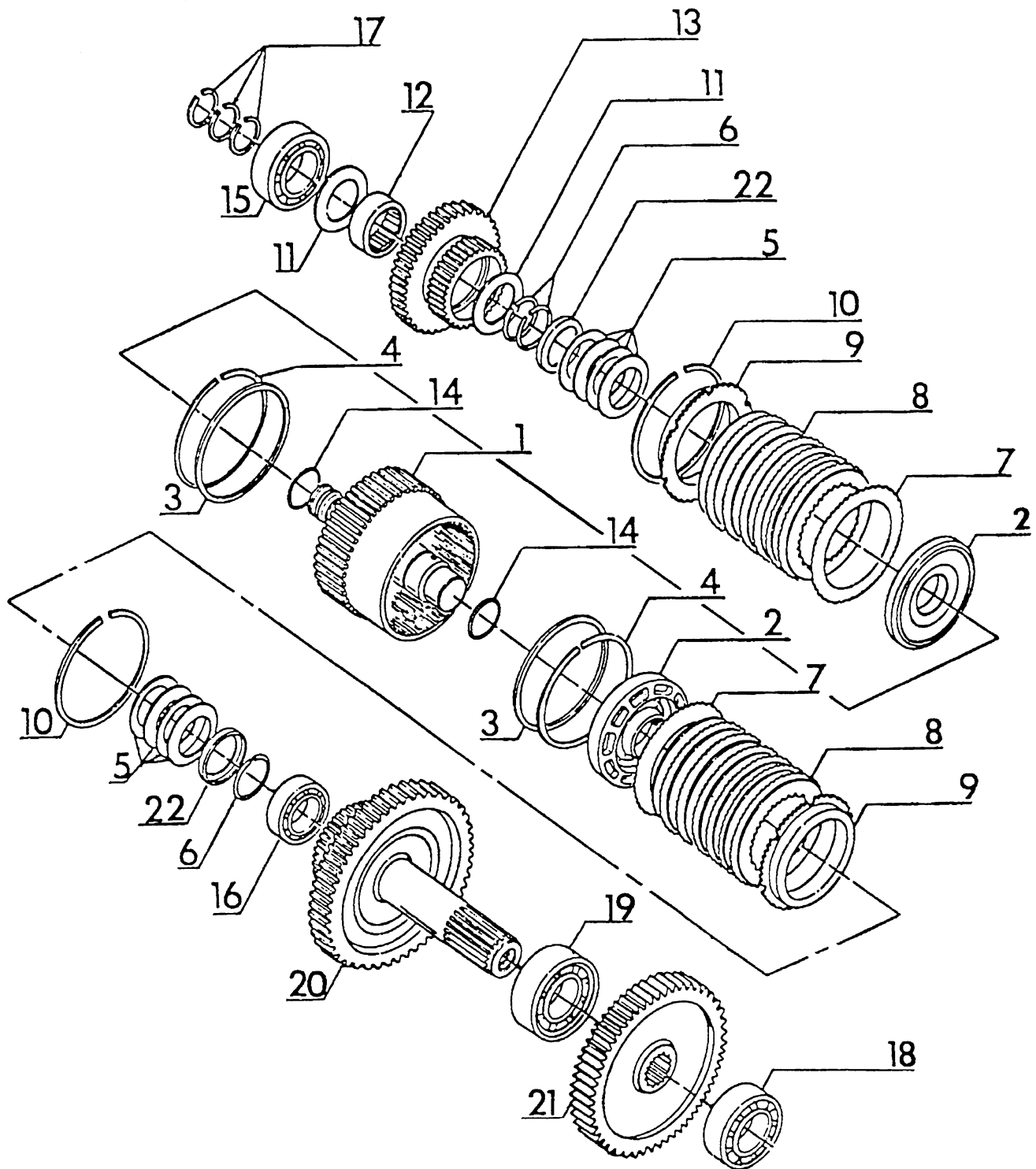


Figure P22702

**P22702 2nd Stage Clutch Assembly**

ITEM	PART NO.	DESCRIPTION	QTY	SERIAL NO.	REMARKS
—	P22702	Complete Clutch Assy, 2nd Stage	1	694, 702, 703, 708, 713, 716-	
—	P24484	Complete Clutch Assy, 2nd Stage	1	537, 542-545, 563-567, 604, 605	
1	P22705	Shaft, Output	1	694, 702, 703, 708, 713, 716-	
	P24482	Shaft, Output	1	537, 542-545, 563-567, 604, 605	
2	P22720	Piston	2	694, 702, 703, 708, 713, 716-	
	P24488	Piston	2	537, 542-545, 563-567, 604, 605	
3	P22707	Seal, Lip Ring	2	694, 702, 703, 708, 713, 716-	
	P24486	Seal, Lip Ring	2	537, 542-545, 563-567, 604, 605	
4	P22718	Ring, Backup	2	694, 702, 703, 708, 713, 716-	
	P24487	Ring, Backup	2	537, 542-545, 563-567, 604, 605	
5	P20599	Spring	8	.....	
6	P22777	Ring, Retaining	3	694, 702, 703, 708, 713, 716-	
	P20605	Ring, Retaining	3	537, 542-545, 563-567, 604, 605	
7	P22664	Plate, Clutch	14	.....	
8	P22736	Plate, Clutch	14	.....	
9	P22704	Retainer, Clutch	2	.....	
10	P22737	Ring, Snap	2	.....	
11	P22661	Thrust Washer	2	.....	
12	P22748	Bearing	1	.....	
13	P22663	Gear & Hub	1	.....	
14	P20612	O-Ring	2	.....	
15	P18590	Bearing	1	.....	
16	P18615	Bearing	1	.....	
17	P22650	Seal, Ring	3	.....	
18	P18623	Bearing	1	.....	
19	P22752	Bearing	1	.....	
20	P22681	Shaft & Gear	1	.....	
21	P22684	Gear	1	.....	
22	P22714	Ring, Snap	2	694, 702, 703, 708, 713, 716-	
	P20625	Ring, Snap	2	537, 542-545, 563-567, 604, 605	

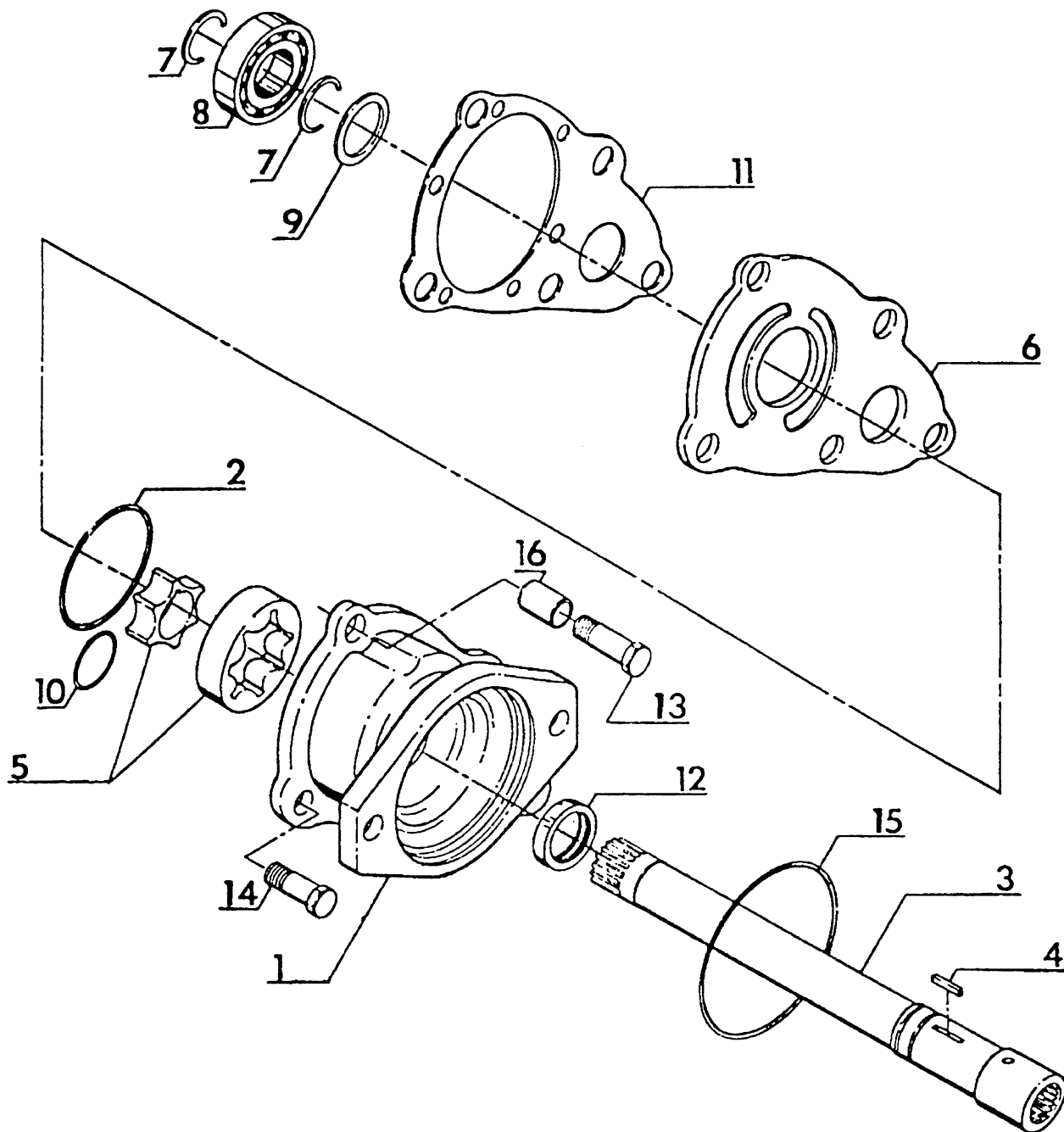
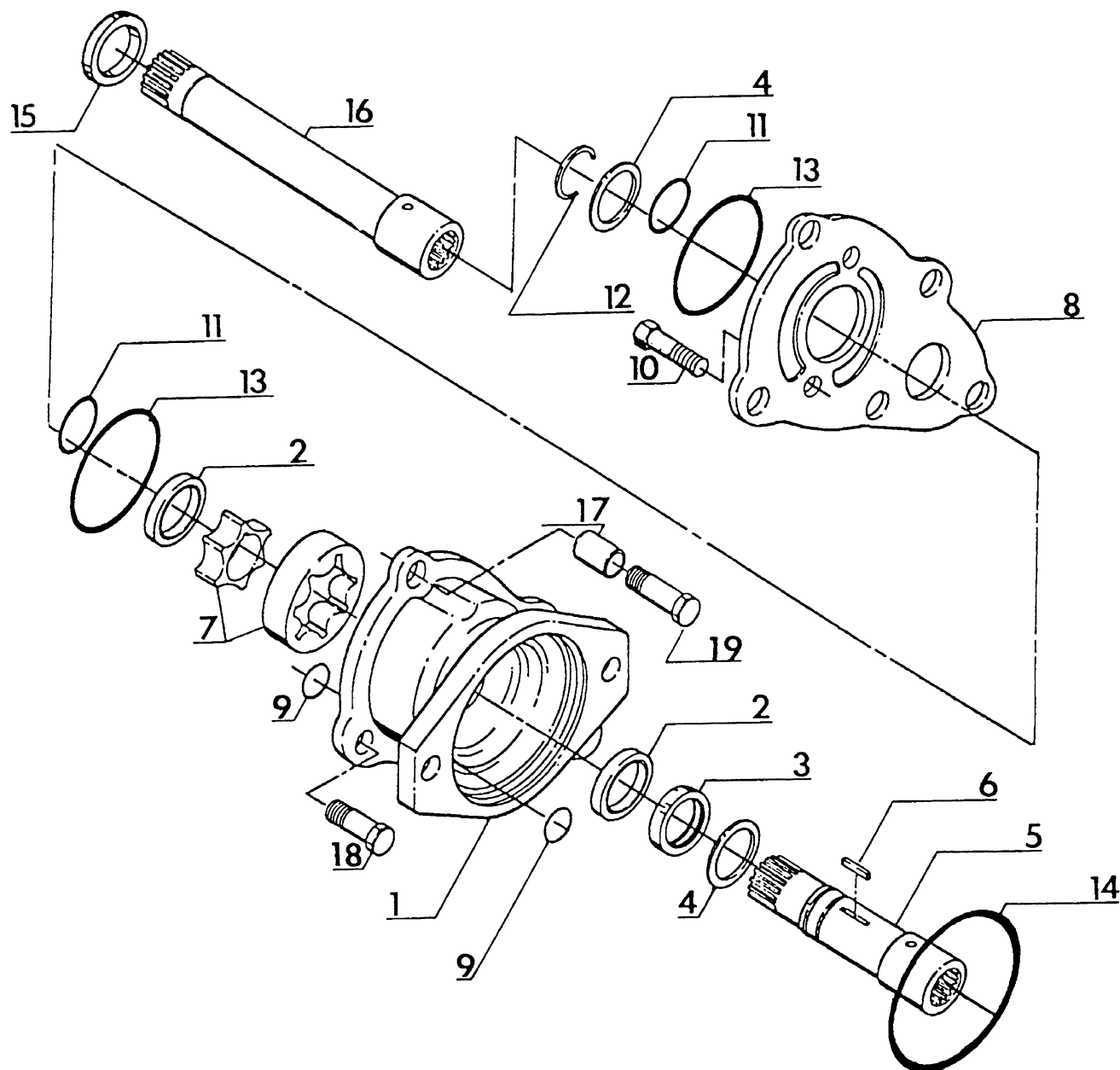


Figure P24500

**P24500 Pump Assembly**

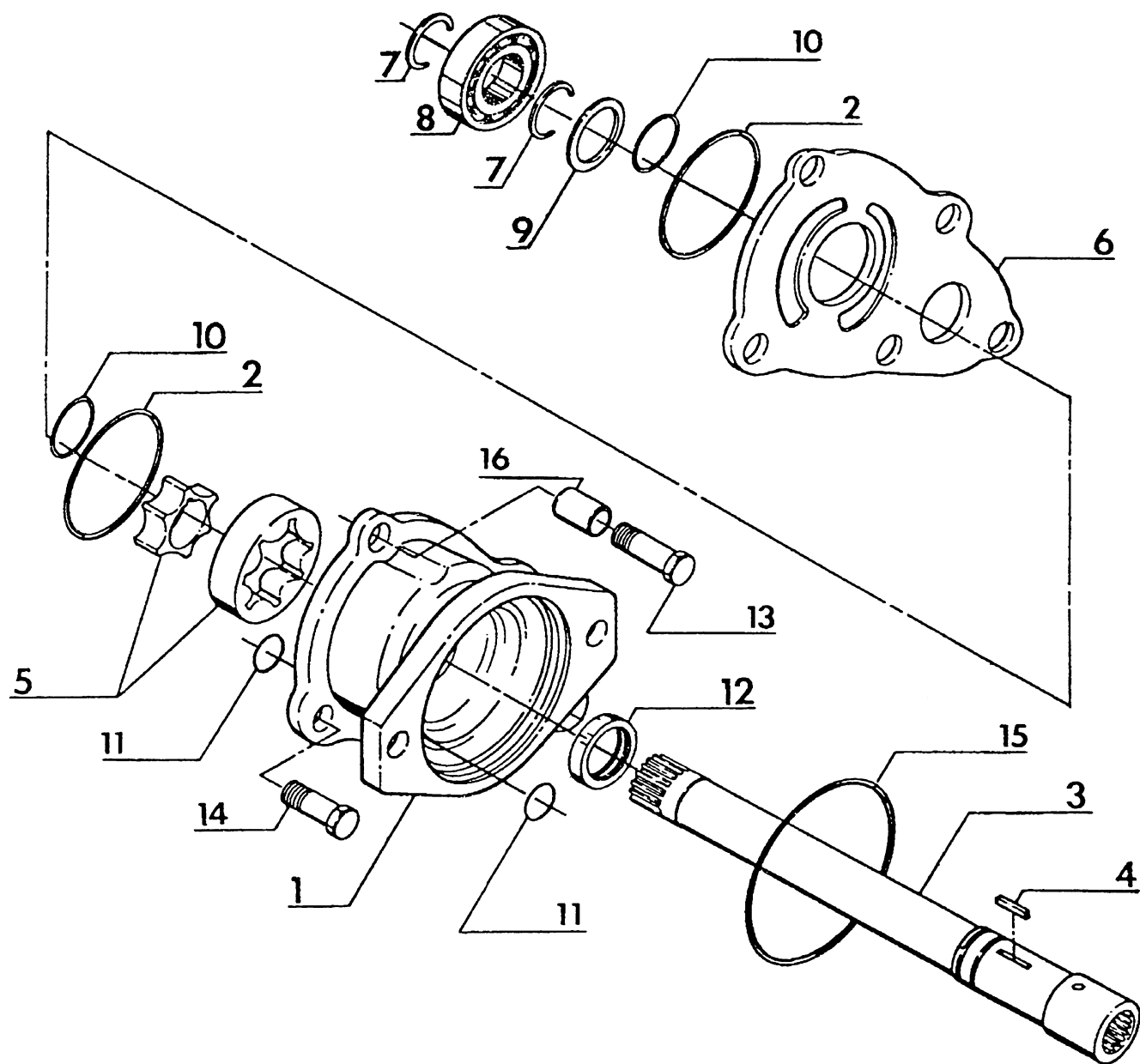
ITEM	PART NO.	DESCRIPTION	QTY	SERIAL NO.	REMARKS
—	P24500	Complete Pump Assembly	1	537, 542-545, 563-567, 604, 605	
1	P24512	Pump, Housing	1	" — "	
2	P22765	O-Ring	1	" — "	
3	P24511	Shaft, P.T.O.	1	" — "	
4	P22677	Key, P.T.O. Shaft	1	" — "	
5	P24517	Geroter	1	" — "	
6	P24513	Plate, Wear	1	" — "	
7	P24585	Ring, Retaining	2	" — "	
8	P22740	Bearing	1	" — "	
9	P24514	Spacer	1	" — "	
10	P22766	O-Ring	1	" — "	
11	P24515	Gasket	1	" — "	
12	P22780	Seal	1	" — "	
13	P24591	Capscrew	2	" — "	
14	P24590	Capscrew	3	" — "	
15	P22769	O-Ring	1	" — "	
16	P24516	Bushing, Locating	2	" — "	



**Figure P22711**

**P22711 Pump Assembly**

ITEM	PART NO.	DESCRIPTION	QTY	SERIAL NO.	REMARKS
—	P22711	Complete Pump Assembly	1	694, 702, 703, 708, 713, 716-822	
1	P22710	Housing, Pump	1	" — "	
2	P22749	Bearing	2	" — "	
3	P22780	Seal	1	" — "	
4	P22761	Thrust Race	2	" — "	
5	P22713	Shaft, P.T.O.	1	" — "	
6	P22677	Shaft, Key	1	" — "	
7	P18587	Geroter	1	" — "	
8	P22709	Plate, Wear	1	" — "	
9	P22764	O-Ring	2	" — "	
10	P22795	Capscrew	2	" — "	
11	P22766	O-Ring	2	" — "	
12	P22786	Ring, Retaining	1	" — "	
13	P22765	O-Ring	2	" — "	
14	P22769	O-Ring	1	" — "	
15	P22750	Bearing	1	" — "	
16	P22712	Shaft, Drive	1	" — "	
17	P22679	Bushing, Locating	2	" — "	
18	P18595	Capscrew	1	" — "	
19	P22794	Capscrew	4	" — "	



### Figure P25419



**P25419 Pump Assembly**

ITEM	PART NO.	DESCRIPTION	QTY.	SERIAL NO.	REMARKS
—	P25419	Complete Pump Assembly	1	823 —	
1	P25421	Pump, Housing	1	" — "	
2	P22765	O-Ring	2	" — "	
3	P25420	Shaft, P.T.O.	1	" — "	
4	P22677	Key, P.T.O. Shaft	1	" — "	
5	P24517	Geroter	1	" — "	
6	P25422	Plate, Wear	1	" — "	
7	P24585	Ring, Retaining	2	" — "	
8	P22740	Bearing	1	" — "	
9	P24514	Spacer	1	" — "	
10	P22766	O-Ring	2	" — "	
11	P22764	O-Ring	2	" — "	
12	P22780	Seal	1	" — "	
13	P24591	Capscrew	2	" — "	
14	P24590	Capscrew	3	" — "	
15	P22769	O-Ring	1	" — "	
16	P24516	Bushing, Locating	2	" — "	

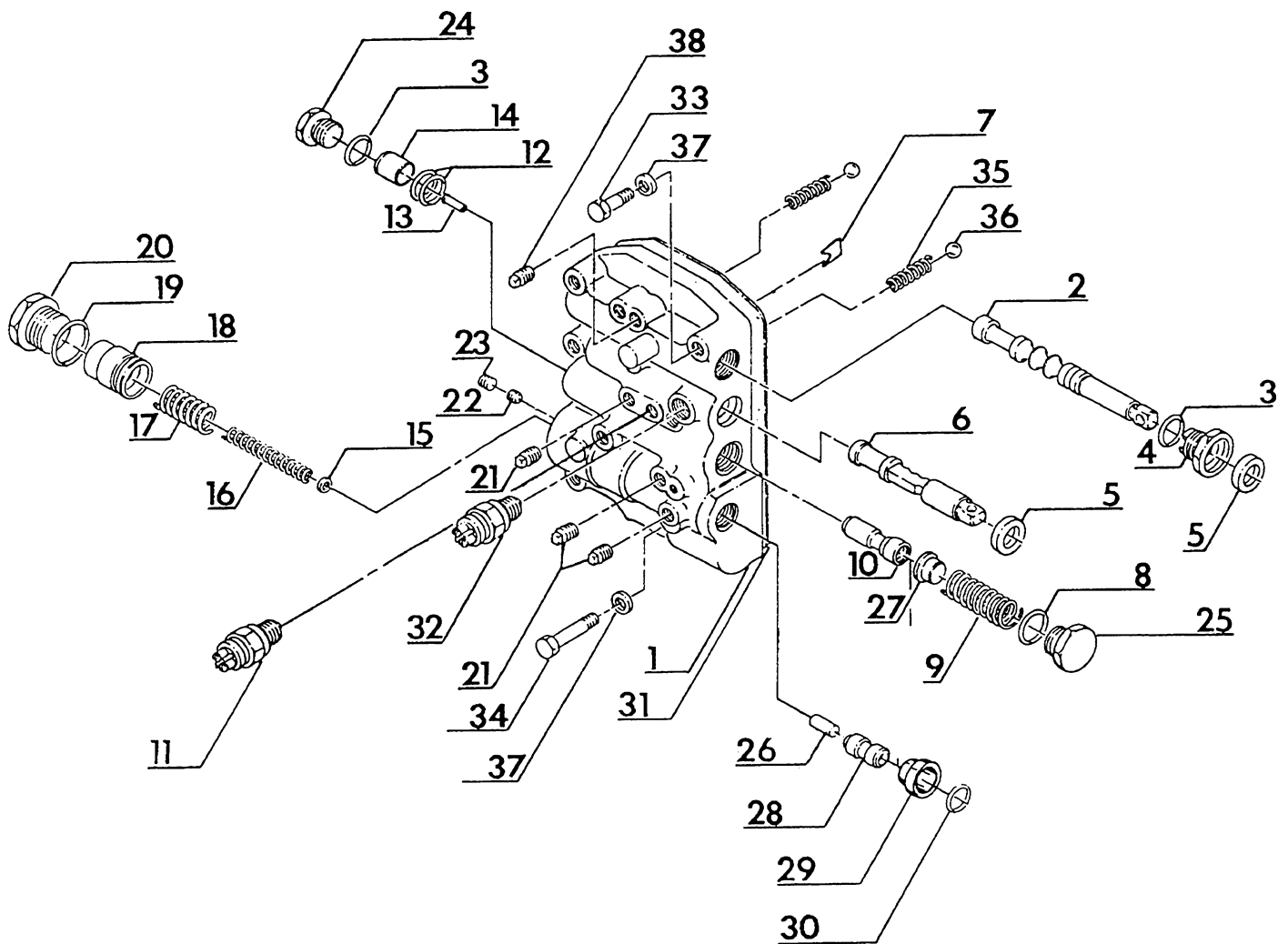
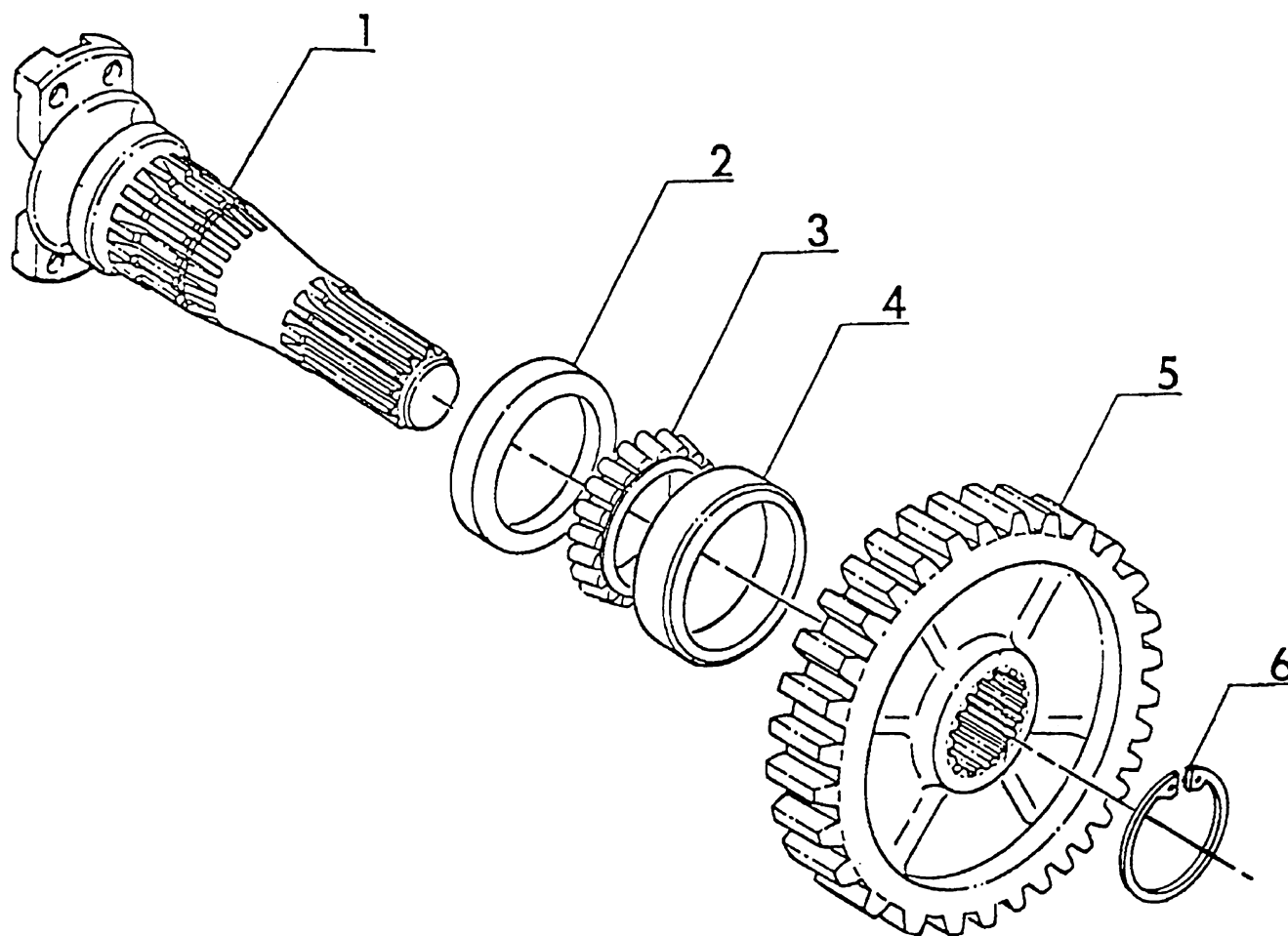


Figure P24468

**P24468 Valve Assembly**

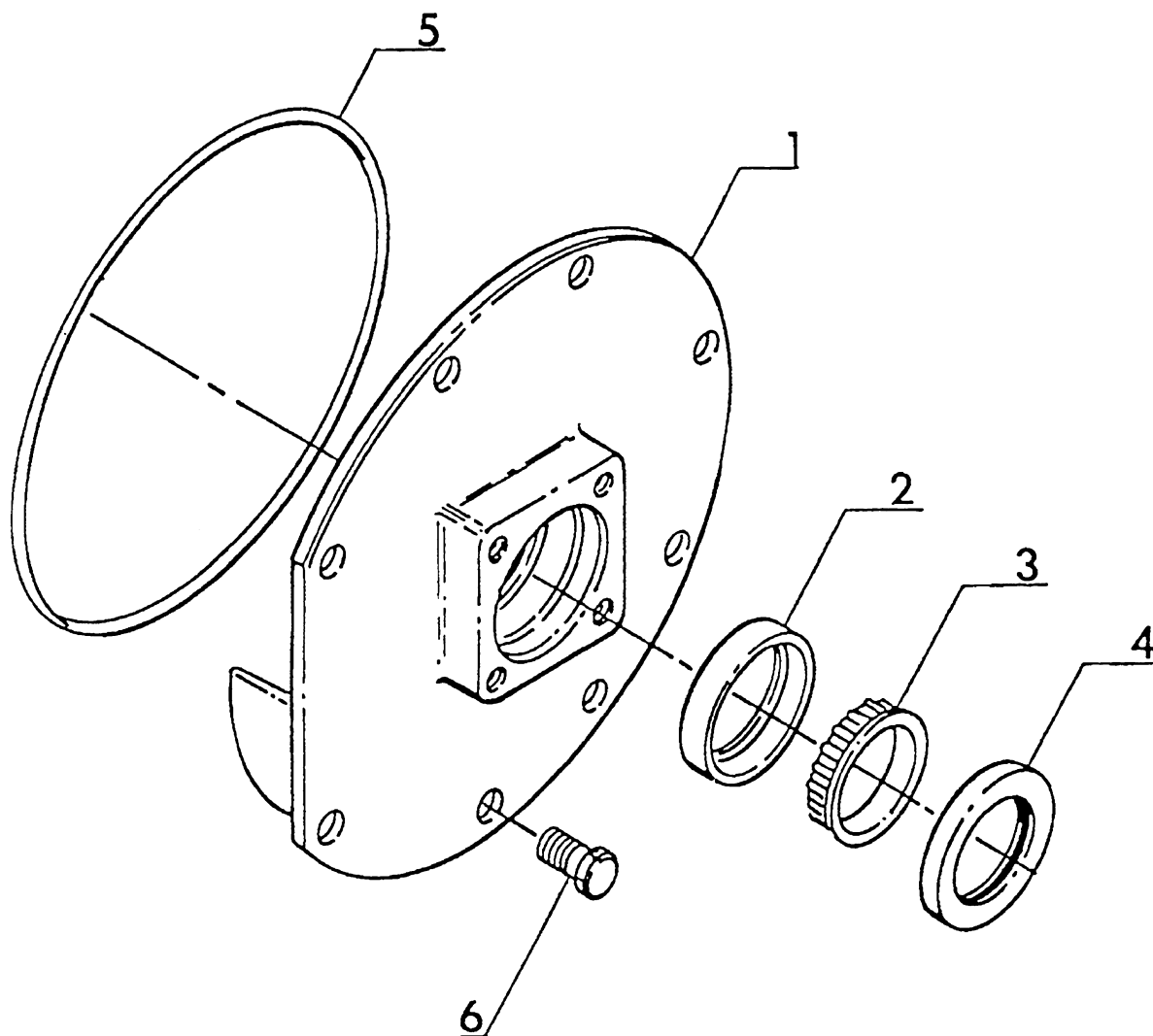
ITEM	PART NO.	DESCRIPTION	QTY	SERIAL NO.	REMARKS
—	P24468	Complete Valve Assembly	1	694, 702, 703, 708, 713, 716-	
—	P22706	Complete Valve Assembly	1	537, 542-545, 563-567, 604, 605	
1	P22691	Valve Body	1	.....	
2	P22698	Stem	1	.....	
3	P18666	O-Ring	1	.....	
4	P18671	Plug	1	.....	
5	P18668	Seal, Oil	1	.....	
6	P22693	Stem, Forward & Reverse	1	.....	
7	P22694	Fork Stop	1	.....	
8	P22654	O-Ring	1	.....	
9	P22670	Spring	1	.....	
10	P22668	Valve, Press. Regulator	1	.....	
11	P19105	Switch	1	.....	
12	P22669	O-Ring	2	.....	
13	P22785	Roller, Needle	1	.....	
14	P22667	Piston	1	.....	
15	P22717	Spacer	3	.....	
16	P22671	Spring, Main Regulator	1	.....	
17	P22672	Spring, Accumulator	1	.....	
18	P22673	Piston	1	.....	
19	P18661	O-Ring	1	.....	
20	P18660	Plug, Dump Valve	1	.....	
21	P18672	Plug, Pipe	3	.....	
22	P22674	Plug, Orifice	1	.....	
23	P22783	Plug, Pipe	1	.....	
24	P22675	Plug, Brake Cutoff	1	.....	
25	P22653	Plug, Spring Retainer	1	.....	
26	P24469	Pin, Dowel	1	694, 702, 703, 708, 713, 716-	
	P22649	Pin, Dowel	1	537, 542-545, 563-567, 604, 605	
27	P22652	Guide, Spring	1	.....	
28	P22721	Valve, Relief	1	.....	
29	P24481	Seat, Relief Valve	1	694, 702, 703, 708, 713, 716-	
	P22696	Seat, Relief Valve	1	537, 542-545, 563-567, 604, 605	
30	P22776	Ring, Retaining	1	.....	
31	P22666	Gasket, Valve Body	1	.....	
32	P18673	Switch	1	.....	
33	P22796	Capscrew	7	.....	
34	P22797	Capscrew	3	.....	
35	P22651	Spring Detent	2	.....	
36	P18677	Ball	2	.....	
37	P22799	Flatwasher	10	.....	
38	P12727	Plug, Pipe	1	.....	



**Figure P22678**

**P22678 Output Assembly**

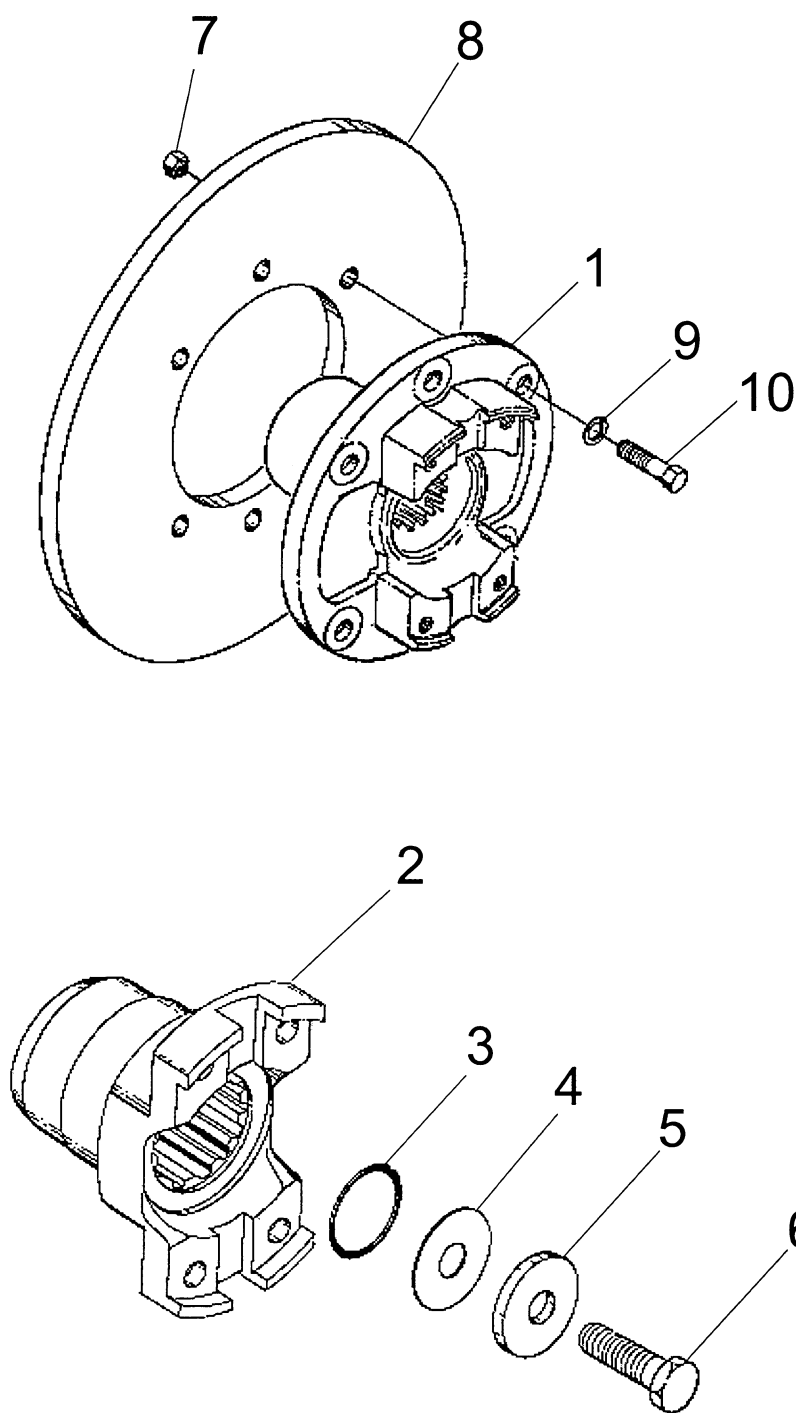
ITEM	PART NO.	DESCRIPTION	QTY.	SERIAL NO.	REMARKS
—	P22678	Complete Output Assembly	1	.....	
1	P22687	Shaft, Output	1	.....	
2	P22778	Seal, Oil	1	.....	
3	P22744	Bearing	1	.....	
4	P22747	Bearing	1	.....	
5	P22686	Gear	1	.....	
6	P22770	Ring, Snap	1	.....	



**Figure P24495**

## P24495 Output Retainer Assembly

ITEM	PART NO.	DESCRIPTION	QTY.	SERIAL NO.	REMARKS
—	P24495	Complete Output Retainer Assy.	1	694, 702, 703, 708, 713, 716-	
—	P22680	Complete Output Retainer Assy.	1	537, 542-545, 563-567, 604, 605	
1	P24494	Retainer	1	694, 702, 703, 708, 713, 716-	
	P22697	Retainer	1	537, 542-545, 563-567, 604, 605	
2	P22743	Bearing	1	.....	
3	P22742	Bearing	1	.....	
4	P22779	Seal, Oil	1	.....	
5	P22768	O-Ring	1	.....	
6	P20753	Capscrew	8	.....	

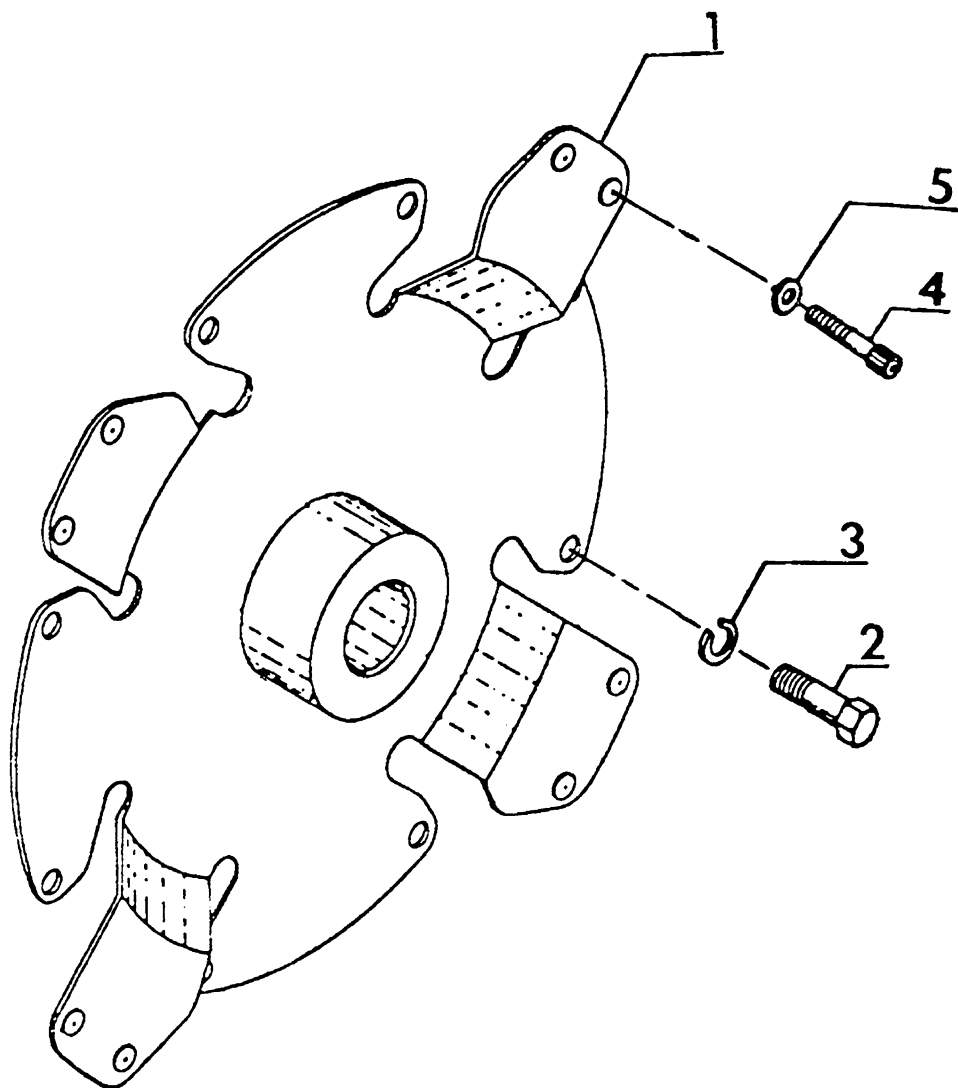


**Figure P33037**



**P33037 Yoke Assembly**

ITEM	PART NO.	DESCRIPTION	QTY	SERIAL NO.	REMARKS
—	P33037	Complete Yoke Assembly, w/ Disk Brake	1	823 —	Incl. Items 1, 3-10
—	P24496	Complete Yoke Assembly	1	694, 702, 703, 708, 713, 716-822	Incl. Items 2-6
—	P22688	Complete Yoke Assembly	1	537, 542-545, 563-567, 604, 605	Incl. Items 1, 3-6
1	P22685	Yoke	1	537, 542-545, 563-567, 604, 605, 823-	
2	P24497	Yoke	1	694, 702, 703, 708, 713, 716-822	
3	P18685	O-Ring	1	.....	
4	P22689	Shim Pack	3	.....	
5	P20427	Washer	1	.....	
6	P20428	Bolt	1	.....	
7	P25429	Nut, Hx.	6	823 —	
8	P25074	Disk, Brake	1	823 —	
9	P18530	Lockwasher	6	823 —	
10	P25428	Capscrew	6	823 —	



**Figure P24459**

**P24459 Drive Plate Assembly**

ITEM	PART NO.	DESCRIPTION	QTY	SERIAL NO.	REMARKS
1	P24459	Drive Plate	1	694, 702, 703, 708, 713, 716-	Deere
	P22802	Drive Plate	1	694, 702, 703, 708, 713, 716-	Deutz
	P22801	Drive Plate	1	537, 542-545, 563-567, 604 & 605	Deere
	P21782	Drive Plate	1	537, 542-545, 563-567, 604 & 605	Perkins
2	P18536	Capscrew	8	.....	
3	P18530	Lock Washer	8	.....	
4	P19438	Capscrew	8	.....	
5	P22799	Washer, Flat	8	694, 702, 703, 708, 713, 716-	
	P18537	Washer, Half Round	8	537, 542-545, 563-567, 604 & 605	

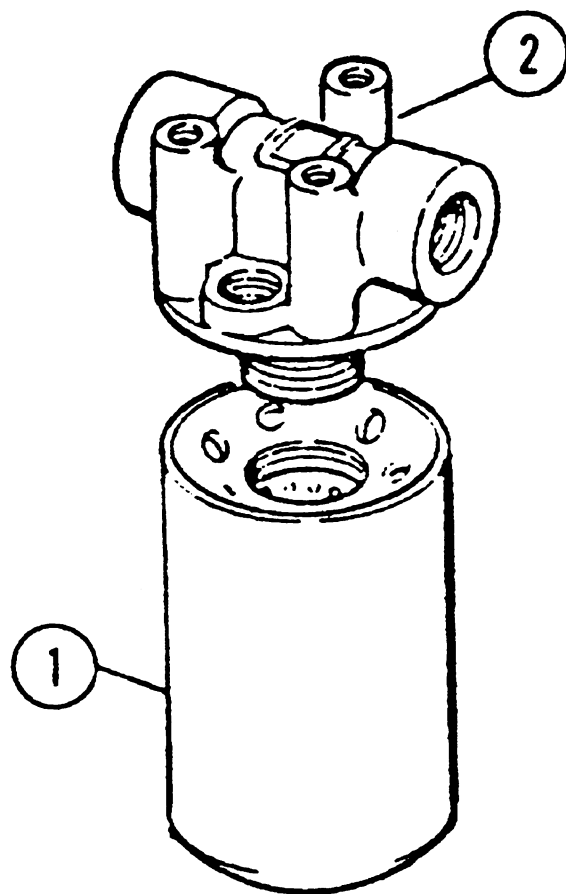
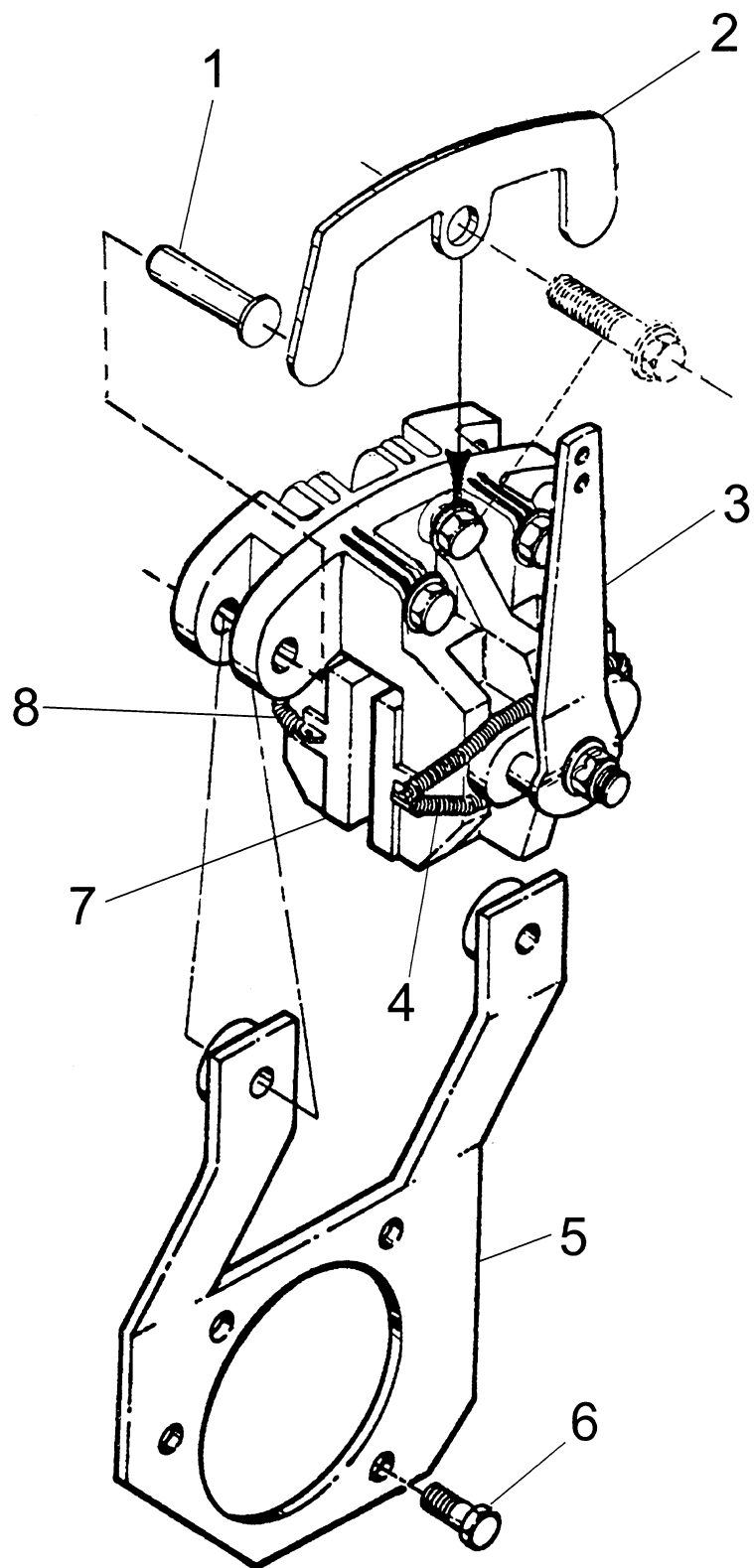


Figure P19132

**P19132 Remote Filter Assembly**

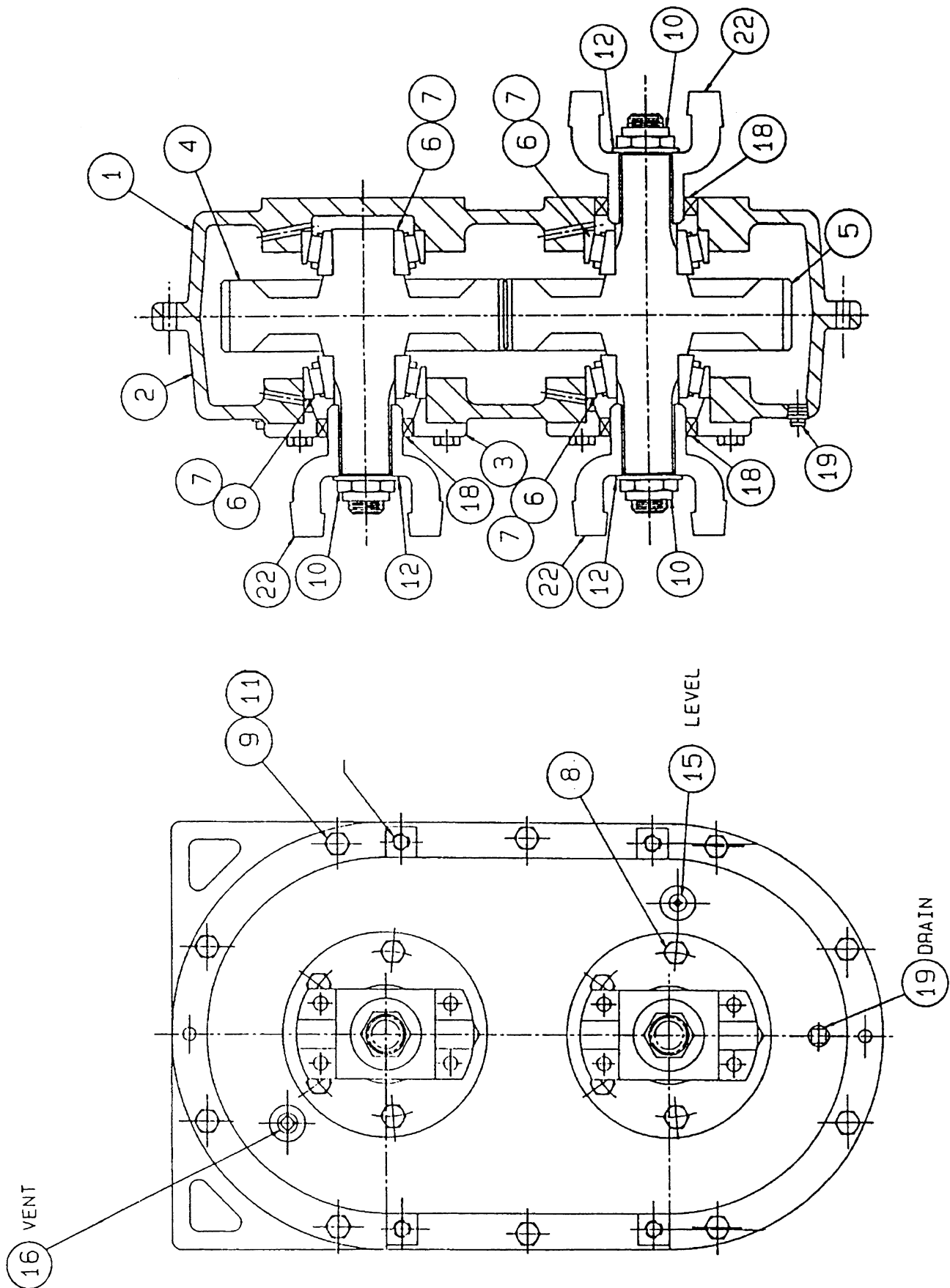
ITEM	PART NO.	DESCRIPTION	QTY.	SERIAL NO.	REMARKS
—	P19132	Remote Filter & Base Assembly	1	.....	
1	P19133	Filter	1	.....	
2	P19821	Base	1	.....	



**Figure P24539**

**P24539 Parking Brake Caliper Assembly**

ITEM	PART NO.	DESCRIPTION	QTY	SERIAL NO.	REMARKS
1	P25424	Pin	2	823 -	
2	P25403	Pin, Retainer	1	" - "	
3	P24539	Brake Caliper w/Pads	1	" - "	
4	P24602	Spring	2	" - "	Short
5	P25401	Bracket, Mounting	1	" - "	
6	P18573	Capscrew	4	" - "	
7	P26210	Brake Pad Kit	1	" - "	Includes Springs
8	P24601	Spring	1	" - "	Long

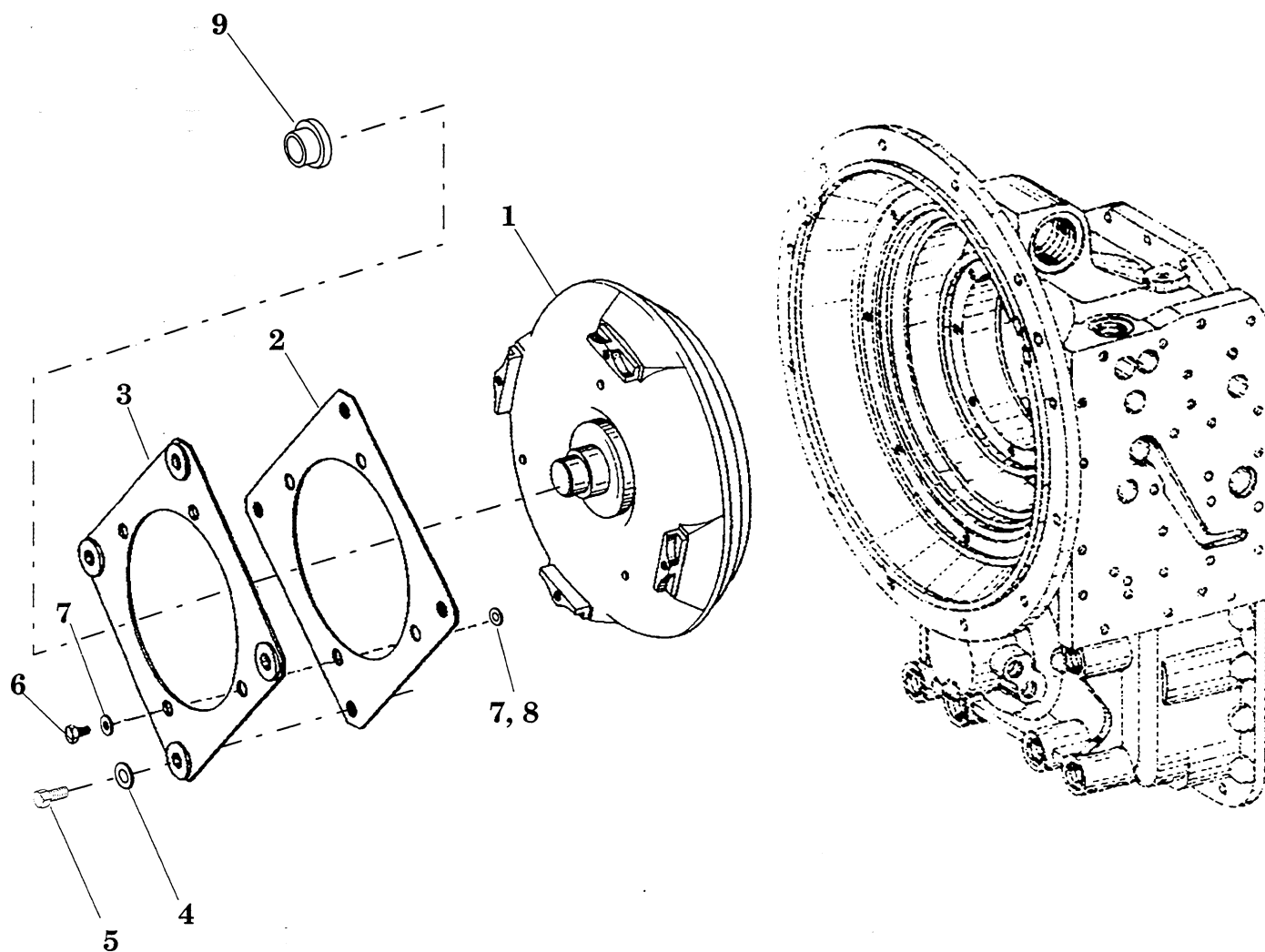


**Figure P31420**



## P31420

ITEM	PART NO.	DESCRIPTION	QTY.	SERIAL NO.	REMARKS
1	P32378	Housing	1	3067-3070, 3074-3082, 3085	
2	P32379	Housing	1	"-	
3	P32380	Cover - Closed	1	"-	
4	P32381	Cover - Open	2	"-	
5	P32382	Pinion - Input	1	"-	
6	P32383	Pinion - Interm.	1	"-	
7	P32384	Pinion - Output	1	"-	
8	P27018	Bearing Cup	6	"-	
9	P32377	Bearing Cone	6	"-	
10	P00204	Bolt, Hx.	15	"-	3/8"-16 x 1"
11	P01508	Nut, Hx.	14	"-	3/8"-16
12	P32385	Flexloc	3	"-	
13	P01310	Lockwasher	14	"-	3/8"
14	P32386	Washer	3	"-	1.12 x 2 x .125
15	P00206	Bolt, Hx.	14	"-	3/8"-16 x 1 1/2" GR 5
16	P32387	Dowel	2	"-	3/8 Dia. x 1"
17	P32388	Plug - Level 5/8"-18	1	"-	Magnetic
18	P23289	Plug	1	"-	1/2"-14
19	P32390	Washer	1	"-	Copper
20	P32391	Shim	A/R	"-	
21	P32392	Seal	3	"-	
22	P32393	Plug, 3/8"-18	1	"-	
23	P23294	Paint	A/R	"-	Gloss Black
24	P23295	Lube	A/R	"-	Mobil #423
25	P32396	End Yoke	1	"-	
26	P32397	End Yoke	2	"-	
27	P32398	ID Tag	1	"-	
28	P32399	Screw-Drive	2	"-	

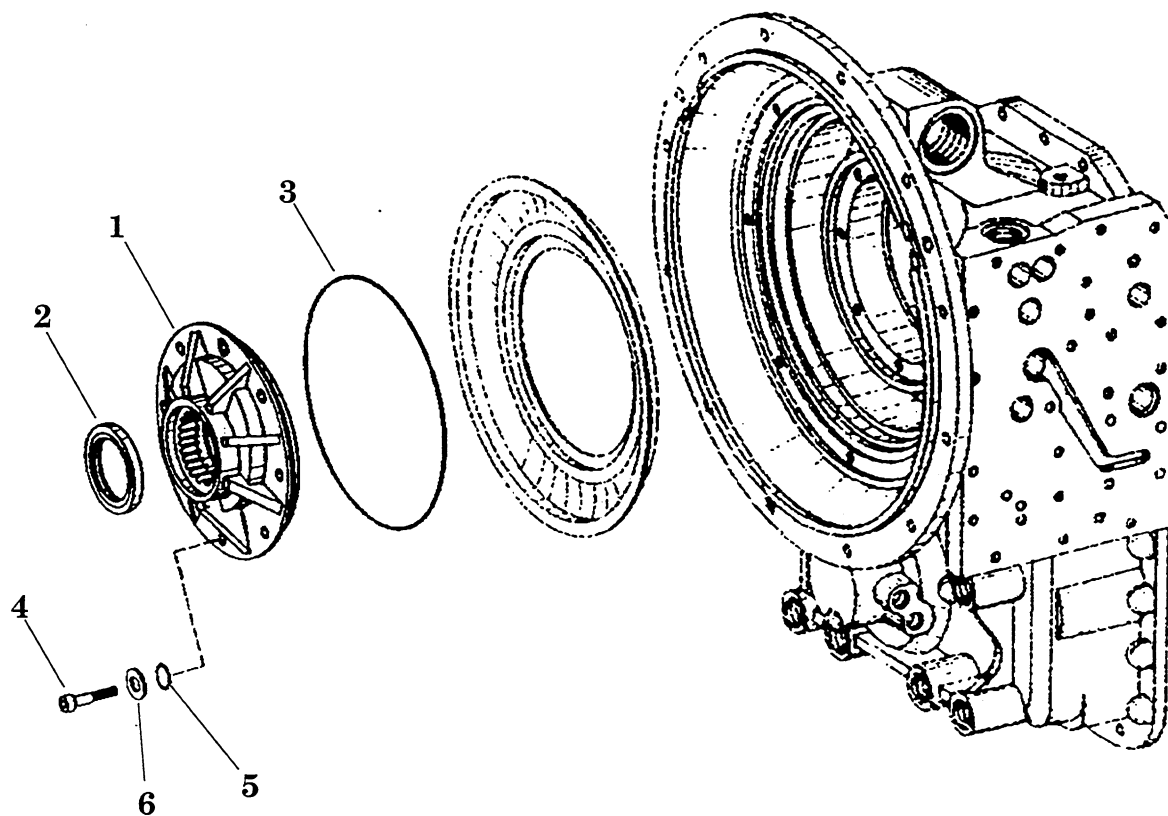


**Figure P31437-1**

**P31437-1 Converter and Engine Connection**

ITEM	PART NO.	DESCRIPTION	QTY.	SERIAL NO.	REMARKS
1	P31704	Torque Converter	1	3090, 3091, 3093-	
2	P31700	Flex Plate	1	" - "	Deere
	P32123	Flex Plate	1	" - "	Cummins
3	P31701	Flex Plate	1	" - "	Deere
	P32124	Flex Plate	1	" - "	Cummins
4	P04608	Lockwasher, Metric	4	" - "	M10, Flywheel to Flex Plate,
5	P04181	Cap Screw, Hx Hd	4	" - "	M10-15 x 40, Flywheel to Flex Plate
					Deere
	P04874	Cap Screw, Socket Hd	4	" - "	M10-15 x 40, Flywheel to Flex Plate
					Cummins
6	P31702	Screw, Hx.	4	" - "	M10 x 16, Flex Plate to Converter,
					Deere
	P32125	Screw, Hx.	4	" - "	M10 x 16, Flex Plate to Converter,
					Cummins
7	P31703	Washer	8	" - "	M10 Deere
	P31703	Washer	4	" - "	M10 Cummins
8	P32095	Washer	4	" - "	Cummins ❶
9	35049A	Bushing, Pilot	1	" - "	Deere
	35166A	Bushing, Pilot	1	" - "	Cummins

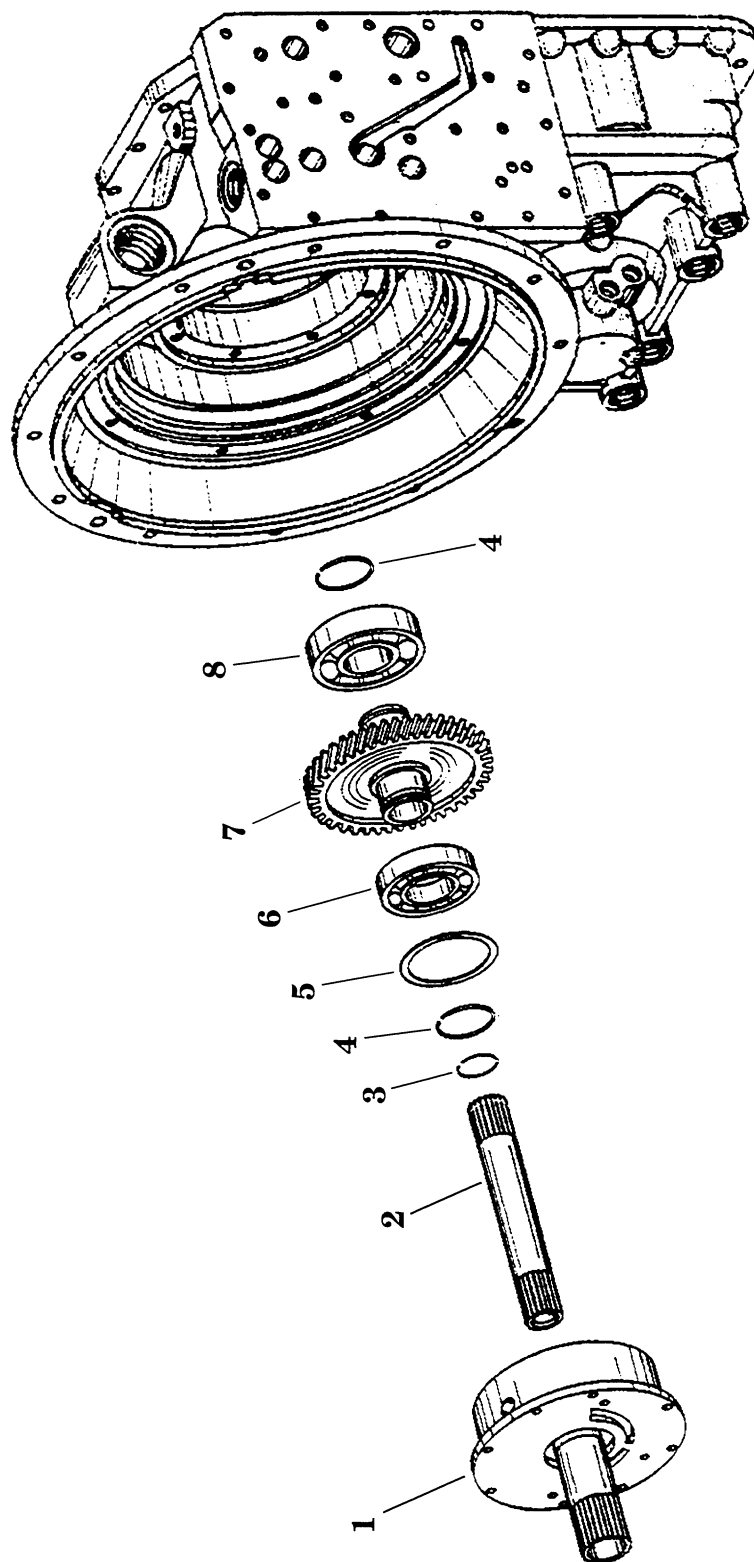
**NOTES:**
**❶**For Cummins Engine Only



**Figure P31437-2**

**P31437-2 Pressure Oil Pump**

ITEM	PART NO.	DESCRIPTION	QTY.	SERIAL NO.	REMARKS
1	P31705	Pump	1	3090, 3091, 3093-	
2	P31706	Seal, Shaft	1	" - "	
3	P31707	O-Ring	1	" - "	192 x 3
4	P31708	Cap Screw	8	" - "	M8 x 40
5	P31709	O-Ring	8	" - "	8 x 1.5
6	P31710	Washer	8	" - "	8.4 mm thick



**Figure P31437-3**

## P31437-3 Input

ITEM	PART NO.	DESCRIPTION	QTY	SERIAL NO.	REMARKS
1	P31734	Flange, Oil Feed	1	3090, 3091, 3093-	
2	P31711	Shaft, Turbine	1	" - "	
3	P31732	Ring, Snap	1	" - "	
4	P31733	Ring, Piston	2	" - "	
5	—	Washer	—	" - "	
	P31715	Washer, 1.20 mm thick	AR	" - "	(.0473 in.)
	P31716	Washer, 0.50 mm thick	AR	" - "	(.0197 in.)
	P31717	Washer, 0.60 mm thick	AR	" - "	(.0237 in.)
	P31718	Washer, 0.70 mm thick	AR	" - "	(.0276 in.)
	P31719	Washer, 0.80 mm thick	AR	" - "	(.0315 in.)
	P31720	Washer, 0.90 mm thick	AR	" - "	(.0355 in.)
	P31721	Washer, 1.00 mm thick	AR	" - "	(.0394 in.)
	P31722	Washer, 1.10 mm thick	AR	" - "	(.0433 in.)
	P31723	Washer, 1.30 mm thick	AR	" - "	(.0512 in.)
	P31724	Washer, 1.40 mm thick	AR	" - "	(.0552 in.)
	P31725	Washer, 1.50 mm thick	AR	" - "	(.0591 in.)
	P31726	Washer, 0.65 mm thick	AR	" - "	(.0256 in.)
	P31727	Washer, 0.75 mm thick	AR	" - "	(.0296 in.)
	P31728	Washer, 0.85 mm thick	AR	" - "	(.0335 in.)
	P31729	Washer, 0.95 mm thick	AR	" - "	(.0374 in.)
	P31730	Washer, 1.05 mm thick	AR	" - "	(.0414 in.)
	P31731	Washer, 1.15 mm thick	AR	" - "	(.0453 in.)
6	P31712	Bearing, Roller	1	" - "	
7	P31713	Gear, Input	1	" - "	
8	P31714	Bearing, Roller	1	" - "	

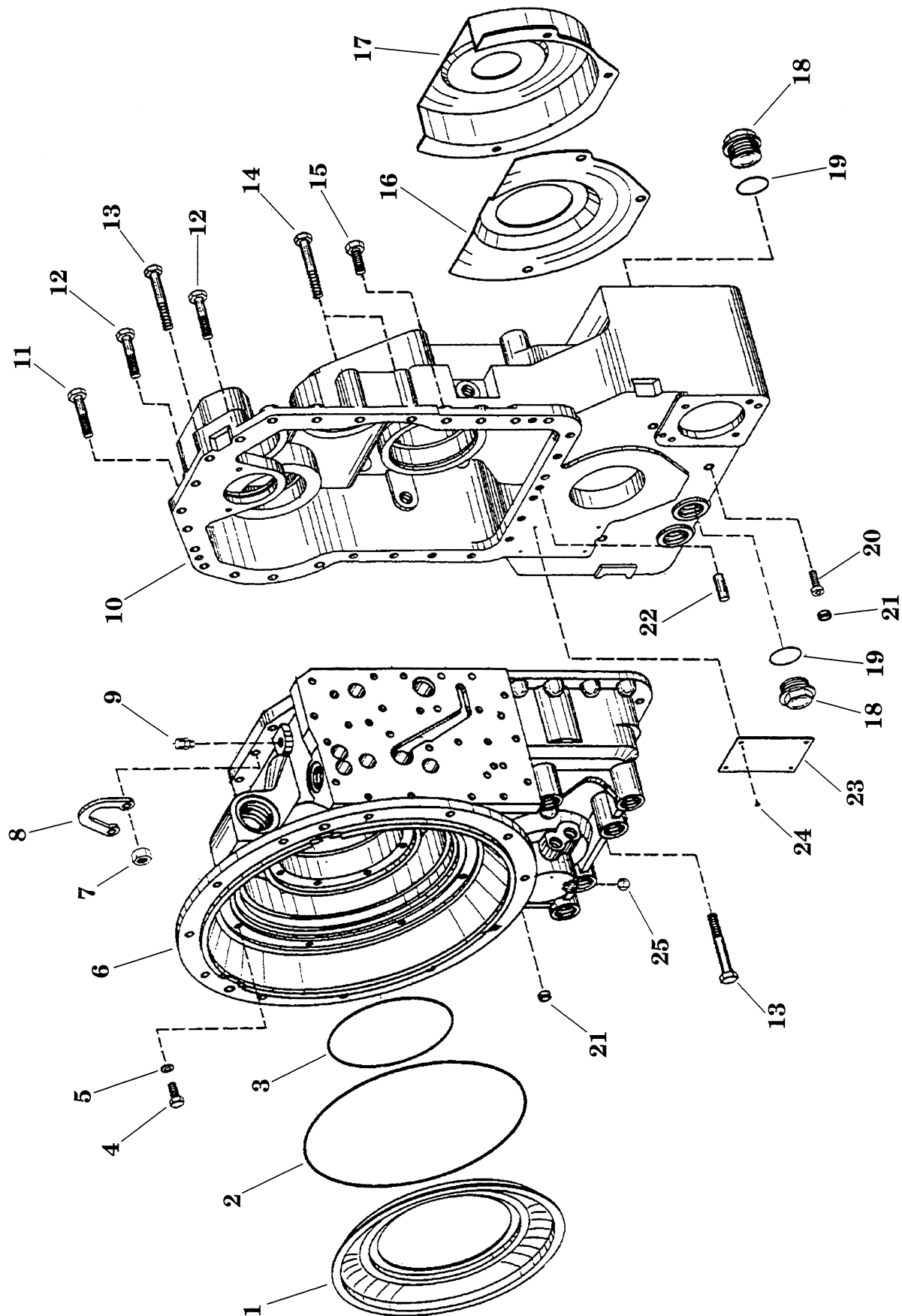


Figure P31437-4



**P31437-4 Gearbox Housing**

ITEM	PART NO.	DESCRIPTION	QTY.	SERIAL NO.	REMARKS
1	P31753	Cover Sheet	1	3090, 3091, 3093-	
2	P31754	O-Ring	1	" - "	294 x 3
3	P31736	O-Ring	1	" - "	150 x 3
4	P31755	Screw, Hx.	8	" - "	M8 x 20
5	P31756	Washer, 8.4 mm thick	8	" - "	(.3307 in.)
6	P31735	Housing	1	" - "	
7	P31751	Nut, Hx.	6	" - "	M10
8	P31745	Bracket	1	" - "	
9	P31744	Breather	1	" - "	
10	P31737	Housing, Gearbox	1	" - "	
11	P31748	Screw, Hx.	3	" - "	M10 x 45
12	P31746	Screw, Hx.	3	" - "	M10 x 55
13	P31750	Screw, Hx.	3	" - "	M10 x 70
14	P31749	Screw, Hx.	2	" - "	M10 x 85
15	P31747	Screw, Hx.	17	" - "	M10 x 32
16	P31739	Screen Sheet	1	" - "	
17	P31738	Screen Sheet	1	" - "	
18	P31742	Plug, Screw	2	" - "	
19	P31743	O-Ring	2	" - "	30 x 2.5
20	P31740	Cap Screw	3	" - "	M8 x 35
21	P31741	Cap, Sealing	5	" - "	
22	P31752	Pin, Cylindrical	1	" - "	
23	P31757	Type Plate	1	" - "	
24	P31758	Stud, Grooved	4	" - "	
25	P31759	Ball	1	" - "	

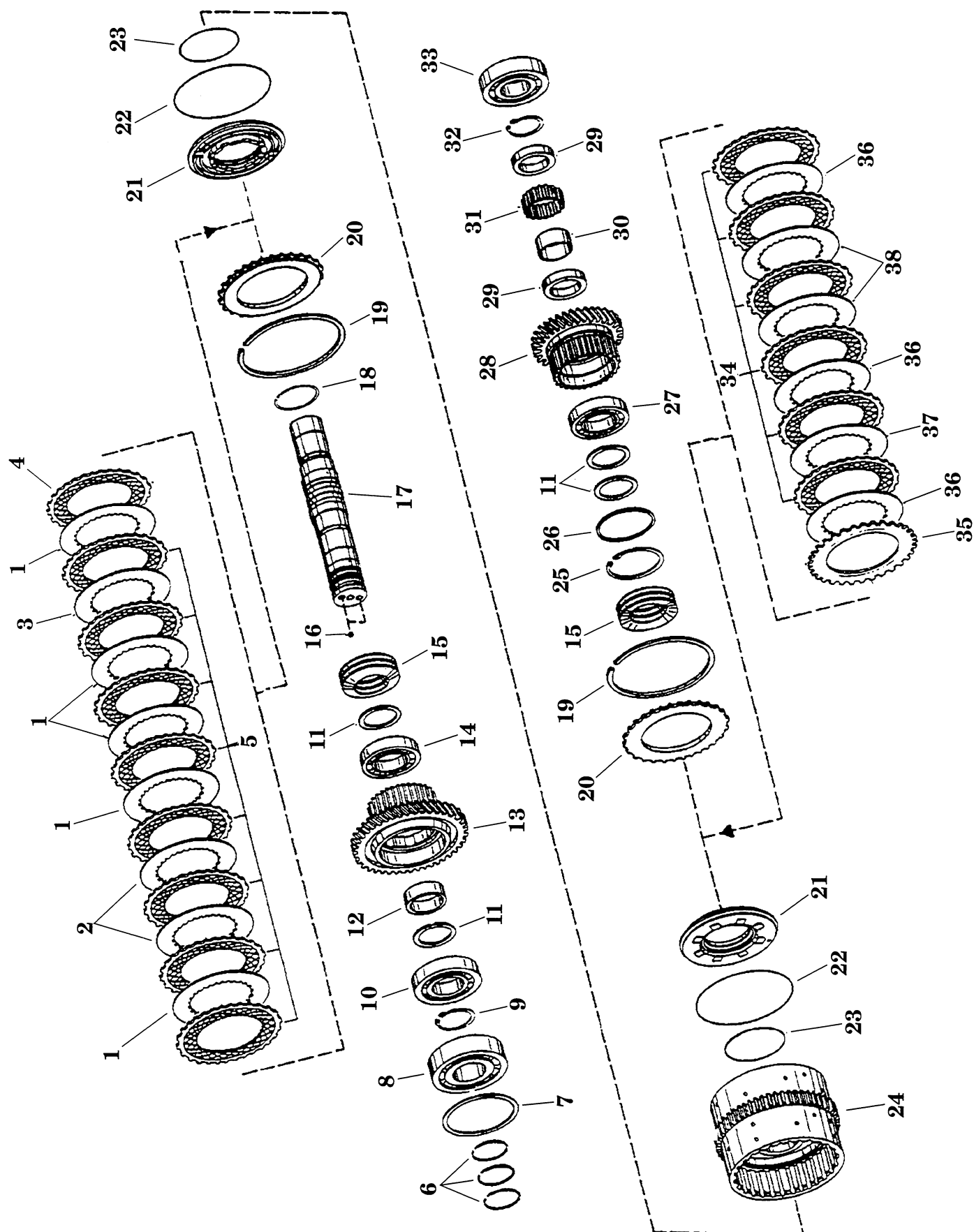


Figure P31437-5

**P31437-5 Clutch Pack, Forward, 1st Gear (1of 3)**

ITEM	PART NO.	DESCRIPTION	QTY.	SERIAL NO.	REMARKS
1	P31847	Disc, Inner Clutch (2.0 mm thick)	5	3090, 3091, 3093-	(.0788 in.)
2	P31848	Disc, Inner Clutch (1.5 mm thick)	2	" - "	(.0591 in.)
3	—	Disc, Inner Clutch	AR	" - "	
	P31847	2.0 mm thick	—	" - "	(.0788 in.)
	P31848	1.5 mm thick	—	" - "	(.0591 in.)
	P31849	2.5 mm thick	—	" - "	(.0985 in.)
4	P31851	Disc, Outer Clutch	1	" - "	
5	P31850	Disc, Outer Clutch	8	" - "	
6	P31788	Ring, Piston	3	" - "	45 x 2.5
7	—	Shim	AR	" - "	
	P31763	0.90 mm thick	—	" - "	(.0355 in.)
	P31764	0.95 mm thick	—	" - "	(.0374 in.)
	P31765	1.00 mm thick	—	" - "	(.0394 in.)
	P31766	1.05 mm thick	—	" - "	(.0414 in.)
	P31767	1.10 mm thick	—	" - "	(.0433 in.)
	P31768	1.15 mm thick	—	" - "	(.0453 in.)
	P31769	1.20 mm thick	—	" - "	(.0473 in.)
	P31770	1.25 mm thick	—	" - "	(.0493 in.)
	P31771	1.30 mm thick	—	" - "	(.0512 in.)
	P31772	1.35 mm thick	—	" - "	(.0532 in.)
	P31773	1.40 mm thick	—	" - "	(.0552 in.)
	P31774	1.45 mm thick	—	" - "	(.0571 in.)
	P31775	1.50 mm thick	—	" - "	(.0591 in.)
	P31776	1.55 mm thick	—	" - "	(.0611 in.)
	P31777	1.60 mm thick	—	" - "	(.0630 in.)
	P31778	1.65 mm thick	—	" - "	(.0650 in.)
	P31779	1.70 mm thick	—	" - "	(.0670 in.)
	P31780	1.75 mm thick	—	" - "	(.0689 in.)
	P31781	1.80 mm thick	—	" - "	(.0709 in.)
	P31782	1.85 mm thick	—	" - "	(.0729 in.)
	P31783	1.90 mm thick	—	" - "	(.0748 in.)
	P31784	1.95 mm thick	—	" - "	(.0768 in.)
	P31785	2.00 mm thick	—	" - "	(.0788 in.)
	P31786	2.05 mm thick	—	" - "	(.0807 in.)
	P31787	2.10 mm thick	—	" - "	(.0824 in.)
8	P31762	Bearing, Ball	1	" - "	
9	P31789	Ring, Retaining	1	" - "	45 x 1.75
10	P31790	Bearing, Ball	1	" - "	

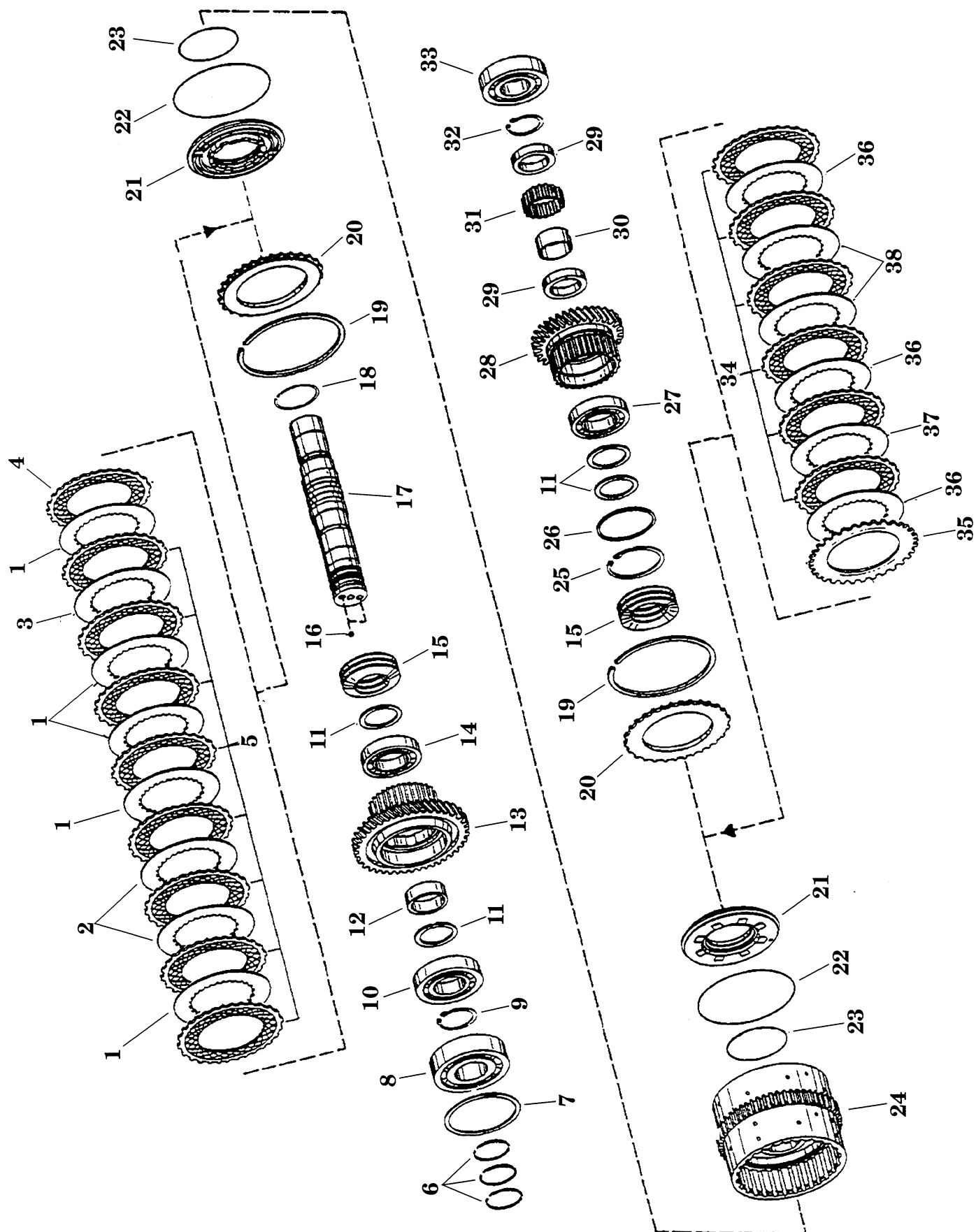


Figure P31437-5

**P31437-5 Clutch Pack, Forward, 1st Gear (2 of 3)**

ITEM	PART NO.	DESCRIPTION	QTY.	SERIAL NO.	REMARKS
11	—	Shim	AR	" — "	
	P31791	1.30 mm thick	—	" — "	(.0512 in.)
	P31792	1.35 mm thick	—	" — "	(.0532 in.)
	P31793	1.40 mm thick	—	" — "	(.0552 in.)
	P31794	1.45 mm thick	—	" — "	(.0571 in.)
	P31795	1.50 mm thick	—	" — "	(.0591 in.)
	P31796	1.55 mm thick	—	" — "	(.0611 in.)
	P31797	1.60 mm thick	—	" — "	(.0630 in.)
	P31798	1.65 mm thick	—	" — "	(.0650 in.)
	P31799	1.70 mm thick	—	" — "	(.0670 in.)
	P31800	1.75 mm thick	—	" — "	(.0689 in.)
	P31801	1.80 mm thick	—	" — "	(.0709 in.)
	P31802	1.85 mm thick	—	" — "	(.0729 in.)
	P31803	1.90 mm thick	—	" — "	(.0748 in.)
	P31804	1.95 mm thick	—	" — "	(.0768 in.)
	P31805	2.00 mm thick	—	" — "	(.0788 in.)
	P31806	2.05 mm thick	—	" — "	(.0807 in.)
	P31807	2.10 mm thick	—	" — "	(.0827 in.)
	P31808	2.15 mm thick	—	" — "	(.0847 in.)
	P31809	2.20 mm thick	—	" — "	(.0867 in.)
	P31810	2.25 mm thick	—	" — "	(.0886 in.)
	P31811	2.30 mm thick	—	" — "	(.0906 in.)
	P31812	2.35 mm thick	—	" — "	(.0926 in.)
	P31813	2.40 mm thick	—	" — "	(.0945 in.)
	P31814	2.45 mm thick	—	" — "	(.0965 in.)
	P31815	2.50 mm thick	—	" — "	(.0985 in.)
	P31816	2.55 mm thick	—	" — "	(.1004 in.)
	P31817	2.60 mm thick	—	" — "	(.1024 in.)
	P31818	2.65 mm thick	—	" — "	(.1044 in.)
	P31819	2.70 mm thick	—	" — "	(.1063 in.)
	P31820	2.75 mm thick	—	" — "	(.1083 in.)
	P31821	2.80 mm thick	—	" — "	(.1103 in.)
12	P31822	Bushing	1	" — "	
13	P31823	Gear, Spur	1	" — "	
14	P31824	Bearing, Ball	1	" — "	
15	P31825	Spring, Cup	10	" — "	
16	P31761	Ball	2	" — "	
17	P31760	Shaft	1	" — "	
18	P31832	Ring, Snap	1	" — "	
19	P31826	Ring, Snap	2	" — "	
20	P31827	Shim, End	2	" — "	
21	P31830	Piston	2	" — "	
22	P31829	O-Ring	2	" — "	120 x 3
23	P31828	O-Ring	2	" — "	60 x 3
24	P31831	Carrier, Disc	1	" — "	
25	P31840	Ring, Retaining	1	" — "	75 x 2.5

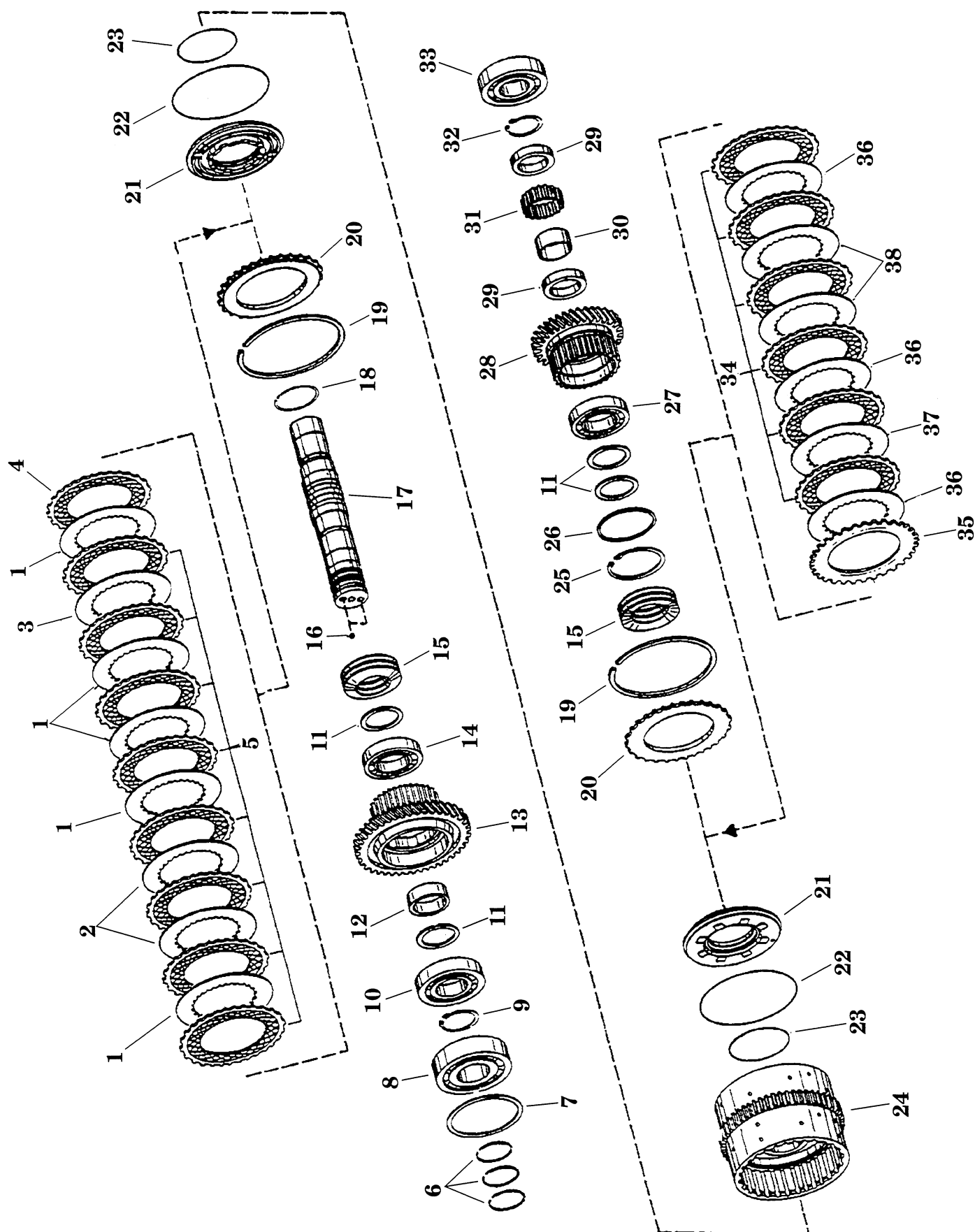


Figure P31437-5

## P31437-5 Clutch Pack, Forward, 1st Gear (3 of 3)

ITEM	PART NO.	DESCRIPTION	QTY.	SERIAL NO.	REMARKS
26	—	Shim	AR	" — "	
	P31834	0.8 mm thick	—	" — "	(.0315 in.)
	P31835	0.9 mm thick	—	" — "	(.0355 in.)
	P31836	1.0 mm thick	—	" — "	(.0394 in.)
	P31837	1.1 mm thick	—	" — "	(.0433 in.)
	P31838	1.2 mm thick	—	" — "	(.0473 in.)
	P31839	1.3 mm thick	—	" — "	(.0512 in.)
27	P31833	Bearing, Ball	1	" — "	
28	P31843	Gear, Spur	1	" — "	
29	P31842	Bushing	2	" — "	
30	P31844	Ring, Internal	1	" — "	
31	P31841	Needle Cage	1	" — "	
32	P31845	Ring, Retaining	1	" — "	40 x 1.75
33	P31846	Bearing, Ball	1	" — "	
34	P31850	Outer Clutch	6	" — "	
35	P31851	Outer Clutch	1	" — "	
36	P31847	Inner Clutch, 2.0 mm thick	3	" — "	(.0788 in.)
37	—	Inner Clutch	AR	" — "	
	P31847	2.0 mm thick	—	" — "	(.0788 in.)
	P31848	1.5 mm thick	—	" — "	(.0591 in.)
	P31849	2.5 mm thick	—	" — "	(.0985 in.)
38	P31848	Inner Clutch, 1.5 mm thick	2	" — "	(.0591 in.)

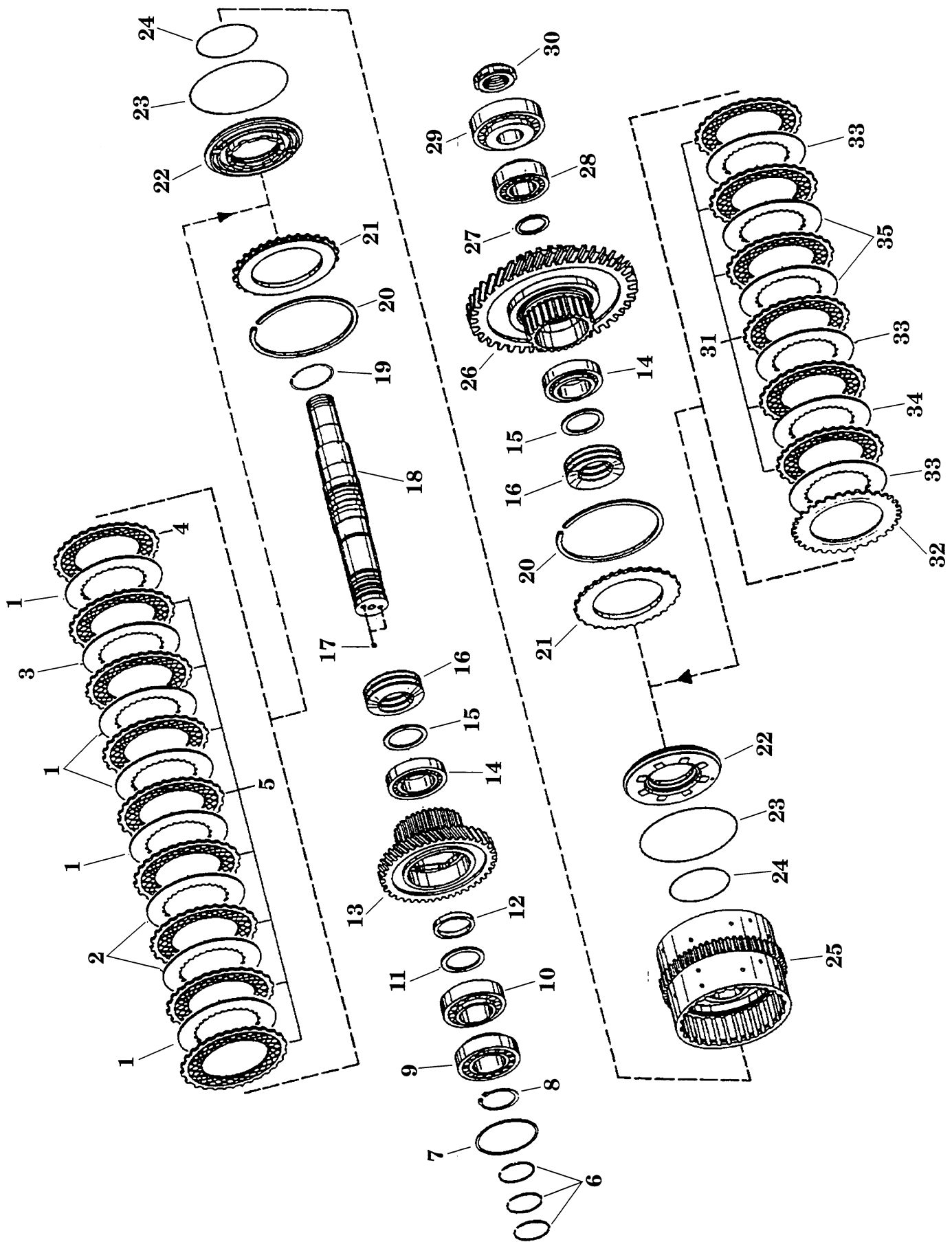


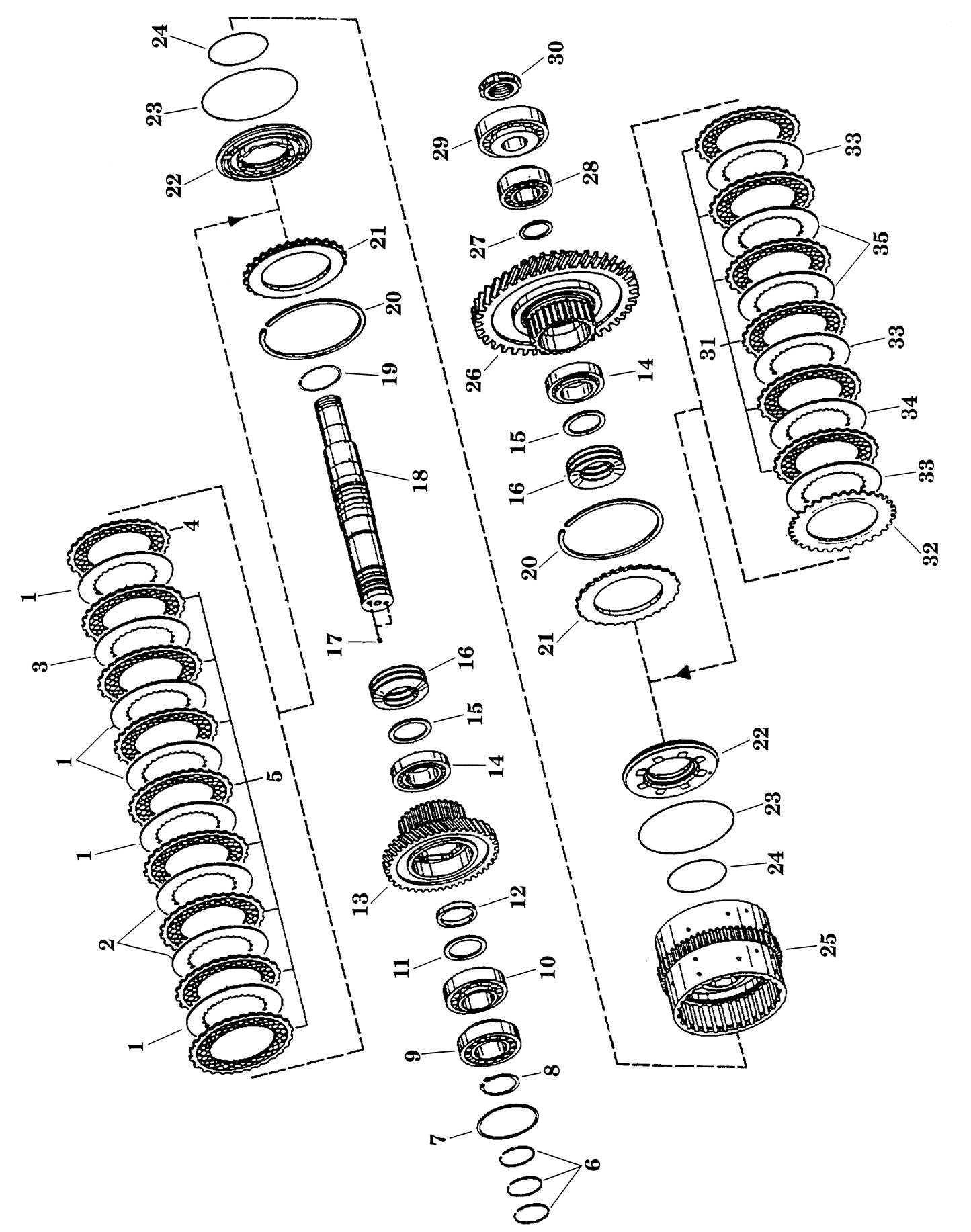
Figure P31437-6



**P31437-6 Clutch Pack, Reverse, 2nd Gear (1of 3)**

ITEM	PART NO.	DESCRIPTION	QTY.	SERIAL NO.	REMARKS
1	P31747	Disc, Inner Clutch (2.0 mm thick)	5	3090, 3091, 3093-	(.0788 in.)
2	P31848	Disc, Inner Clutch (1.5 mm thick)	2	" - "	(.0591 in.)
3	—	Disc, Inner Clutch	AR	" - "	
	P31847	2.0 mm thick	—	" - "	(.0788 in.)
	P31848	1.5 mm thick	—	" - "	(.0591 in.)
	P31849	2.5 mm thick	—	" - "	(.0985 in.)
4	P31851	Disc, Outer Clutch	1	" - "	
5	P31850	Disc, Outer Clutch	8	" - "	
6	P31788	Ring, Piston	3	" - "	45 x 2.5
7	—	Washer	AR	" - "	
	P31854	0.80 mm thick	—	" - "	(.0315 in.)
	P31855	0.85 mm thick	—	" - "	(.0335 in.)
	P31856	0.90 mm thick	—	" - "	(.0355 in.)
	P31857	0.95 mm thick	—	" - "	(.0374 in.)
	P31858	1.00 mm thick	—	" - "	(.0394 in.)
	P31859	1.05 mm thick	—	" - "	(.0414 in.)
	P31860	1.10 mm thick	—	" - "	(.0433 in.)
	P31861	1.15 mm thick	—	" - "	(.0453 in.)
	P31862	1.20 mm thick	—	" - "	(.0473 in.)
	P31863	1.25 mm thick	—	" - "	(.0493 in.)
	P31864	1.30 mm thick	—	" - "	(.0512 in.)
	P31865	1.35 mm thick	—	" - "	(.0532 in.)
	P31866	1.40 mm thick	—	" - "	(.0552 in.)
	P31867	1.45 mm thick	—	" - "	(.0571 in.)
	P31868	1.50 mm thick	—	" - "	(.0591 in.)
	P31869	1.55 mm thick	—	" - "	(.0611 in.)
	P31870	1.60 mm thick	—	" - "	(.0630 in.)
	P31871	1.65 mm thick	—	" - "	(.0650 in.)
	P31872	1.70 mm thick	—	" - "	(.0670 in.)
	P31873	1.75 mm thick	—	" - "	(.0689 in.)
	P31874	1.80 mm thick	—	" - "	(.0709 in.)
	P31875	1.85 mm thick	—	" - "	(.0729 in.)
	P31876	1.90 mm thick	—	" - "	(.0748 in.)
	P31877	1.95 mm thick	—	" - "	(.0786 in.)
	P31878	2.00 mm thick	—	" - "	(.0788 in.)
	P31879	2.05 mm thick	—	" - "	(.0807 in.)
	P31880	2.10 mm thick	—	" - "	(.0824 in.)
	P31881	2.15 mm thick	—	" - "	(.0847 in.)
	P31882	2.20 mm thick	—	" - "	(.0867 in.)
	P31883	2.25 mm thick	—	" - "	(.0886 in.)
	P31884	2.30 mm thick	—	" - "	(.0906 in.)
	P31885	2.35 mm thick	—	" - "	(.0926 in.)
	P31886	2.40 mm thick	—	" - "	(.0945 in.)
8	P31789	Ring, Retaining	1	" - "	45 x 1.75
9	P31853	Bearing, Roller	1	" - "	
10	P31714	Bearing, Roller	1	" - "	

## DRIVE TRAIN



**Figure P31437-6**

**P31437-6 Clutch Pack, Reverse, 2nd Gear (2 of 3)**

ITEM	PART NO.	DESCRIPTION	QTY	SERIAL NO.	REMARKS
11	—	Shim	AR	" — "	
	P31791	1.30 mm thick	—	" — "	(.0512 in.)
	P31792	1.35 mm thick	—	" — "	(.0532 in.)
	P31793	1.40 mm thick	—	" — "	(.0552 in.)
	P31794	1.45 mm thick	—	" — "	(.0571 in.)
	P31795	1.50 mm thick	—	" — "	(.0591 in.)
	P31796	1.55 mm thick	—	" — "	(.0611 in.)
	P31797	1.60 mm thick	—	" — "	(.0630 in.)
	P31798	1.65 mm thick	—	" — "	(.0650 in.)
	P31799	1.70 mm thick	—	" — "	(.0670 in.)
	P31800	1.75 mm thick	—	" — "	(.0689 in.)
	P31801	1.80 mm thick	—	" — "	(.0709 in.)
	P31802	1.85 mm thick	—	" — "	(.0729 in.)
	P31803	1.90 mm thick	—	" — "	(.0748 in.)
	P31804	1.95 mm thick	—	" — "	(.0768 in.)
	P31805	2.00 mm thick	—	" — "	(.0788 in.)
	P31806	2.05 mm thick	—	" — "	(.0807 in.)
	P31807	2.10 mm thick	—	" — "	(.0827 in.)
	P31808	2.15 mm thick	—	" — "	(.0847 in.)
	P31809	2.20 mm thick	—	" — "	(.0867 in.)
	P31810	2.25 mm thick	—	" — "	(.0886 in.)
	P31811	2.30 mm thick	—	" — "	(.0906 in.)
	P31812	2.35 mm thick	—	" — "	(.0926 in.)
	P31813	2.40 mm thick	—	" — "	(.0945 in.)
	P31814	2.45 mm thick	—	" — "	(.0965 in.)
	P31815	2.50 mm thick	—	" — "	(.0985 in.)
	P31816	2.55 mm thick	—	" — "	(.1004 in.)
	P31817	2.60 mm thick	—	" — "	(.1024 in.)
	P31818	2.65 mm thick	—	" — "	(.1044 in.)
	P31819	2.70 mm thick	—	" — "	(.1063 in.)
	P31820	2.75 mm thick	—	" — "	(.1083 in.)
	P31821	2.80 mm thick	—	" — "	(.1103 in.)
12	P31887	Bushing	1	" — "	
13	P31889	Gear, Spur	1	" — "	
14	P31888	Bearing, Roller	2	" — "	
15	P31805	Shim	2	" — "	
16	P31825	Spring, Cup	10	" — "	
17	P31761	Ball	2	" — "	
18	P31852	Shaft	1	" — "	
19	P31832	Ring, Snap	1	" — "	
20	P31826	Ring, Snap	2	" — "	
21	P31827	Shim, End	2	" — "	
22	P31830	Piston	2	" — "	
23	P31829	O-Ring	2	" — "	120 x 3
24	P31828	O-Ring	2	" — "	60 x 3
25	P31831	Carrier, Disc	1	" — "	
26	P31890	Gear, Spur	1	" — "	

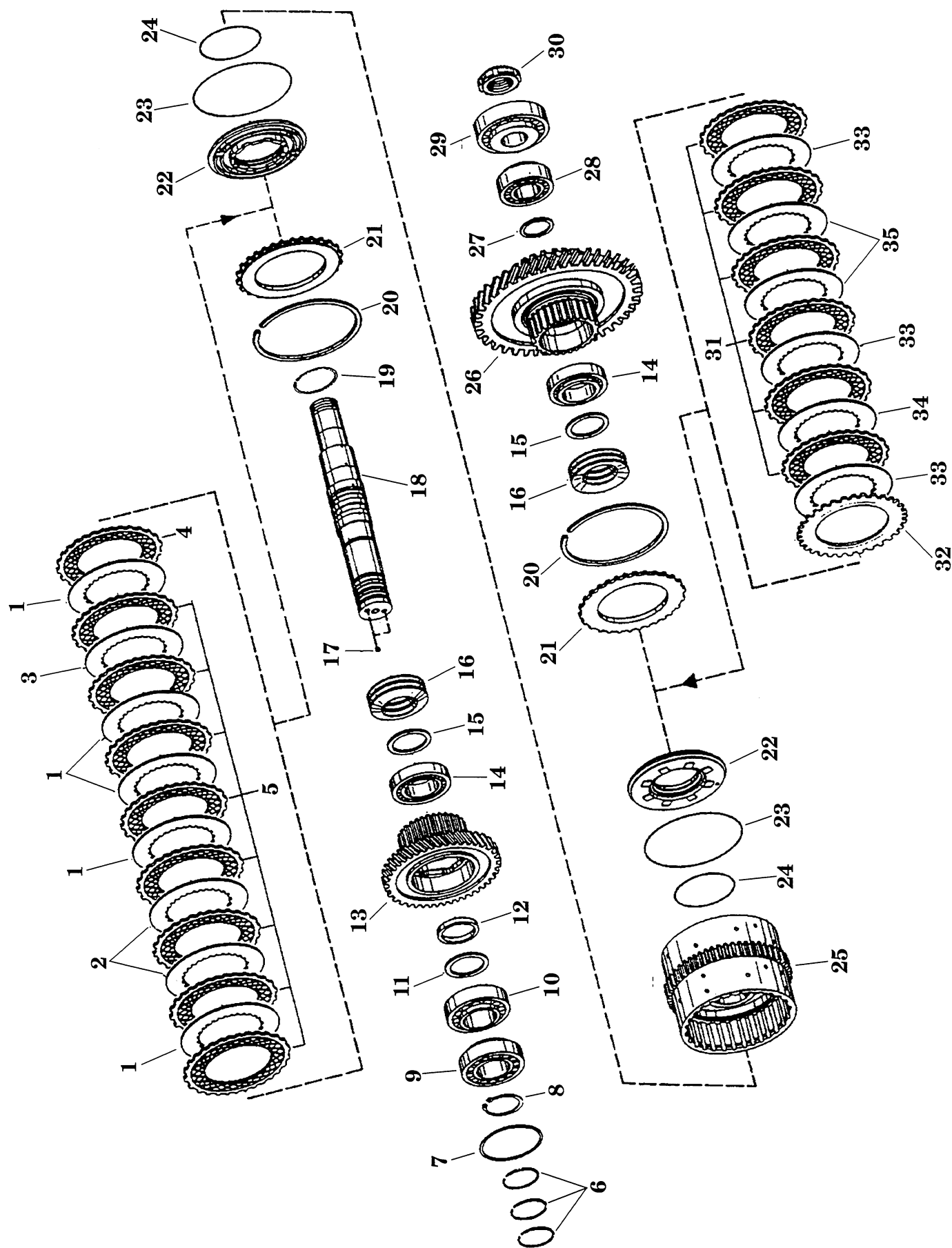


Figure P31437-6

**P31437-6 Clutch Pack, Reverse, 2nd Gear (3 of 3)**

ITEM	PART NO.	DESCRIPTION	QTY	SERIAL NO.	REMARKS
27	—	Shim	AR	" — "	
	P31893	1.00 mm thick	—	" — "	(.0394 in.)
	P31894	1.05 mm thick	—	" — "	(.0414 in.)
	P31895	1.10 mm thick	—	" — "	(.0433 in.)
	P31896	1.15 mm thick	—	" — "	(.0453 in.)
	P31897	1.20 mm thick	—	" — "	(.0473 in.)
	P31898	1.25 mm thick	—	" — "	(.0493 in.)
	P31899	1.30 mm thick	—	" — "	(.0512 in.)
	P31900	1.35 mm thick	—	" — "	(.0532 in.)
	P31901	1.40 mm thick	—	" — "	(.0552 in.)
	P31902	1.45 mm thick	—	" — "	(.0571 in.)
	P31903	1.50 mm thick	—	" — "	(.0591 in.)
	P31904	1.55 mm thick	—	" — "	(.0611 in.)
	P31905	1.60 mm thick	—	" — "	(.0630 in.)
	P31906	1.65 mm thick	—	" — "	(.0650 in.)
	P31907	1.70 mm thick	—	" — "	(.0670 in.)
	P31908	1.75 mm thick	—	" — "	(.0689 in.)
	P31909	1.80 mm thick	—	" — "	(.0709 in.)
28	P31891	Bearing, Roller	1	" — "	
29	P31892	Bearing, Roller	1	" — "	
30	P31910	Nut, Slotted	1	" — "	
31	P31850	Disc, Outer Clutch	6	" — "	
32	P31851	Disc, Outer Clutch	1	" — "	
33	P31847	Disc, Inner Clutch (2.0 mm thick)	3	" — "	(.0788 in.)
34	—	Disc, Inner Clutch	AR	" — "	
	P31847	2.0 mm thick	—	" — "	(.0788 in.)
	P31848	1.5 mm thick	—	" — "	(.0591 in.)
	P31849	2.5 mm thick	—	" — "	(.0985 in.)
35	P31848	Disc, Inner Clutch (1.5 mm thick)	2	" — "	(.0591 in.)

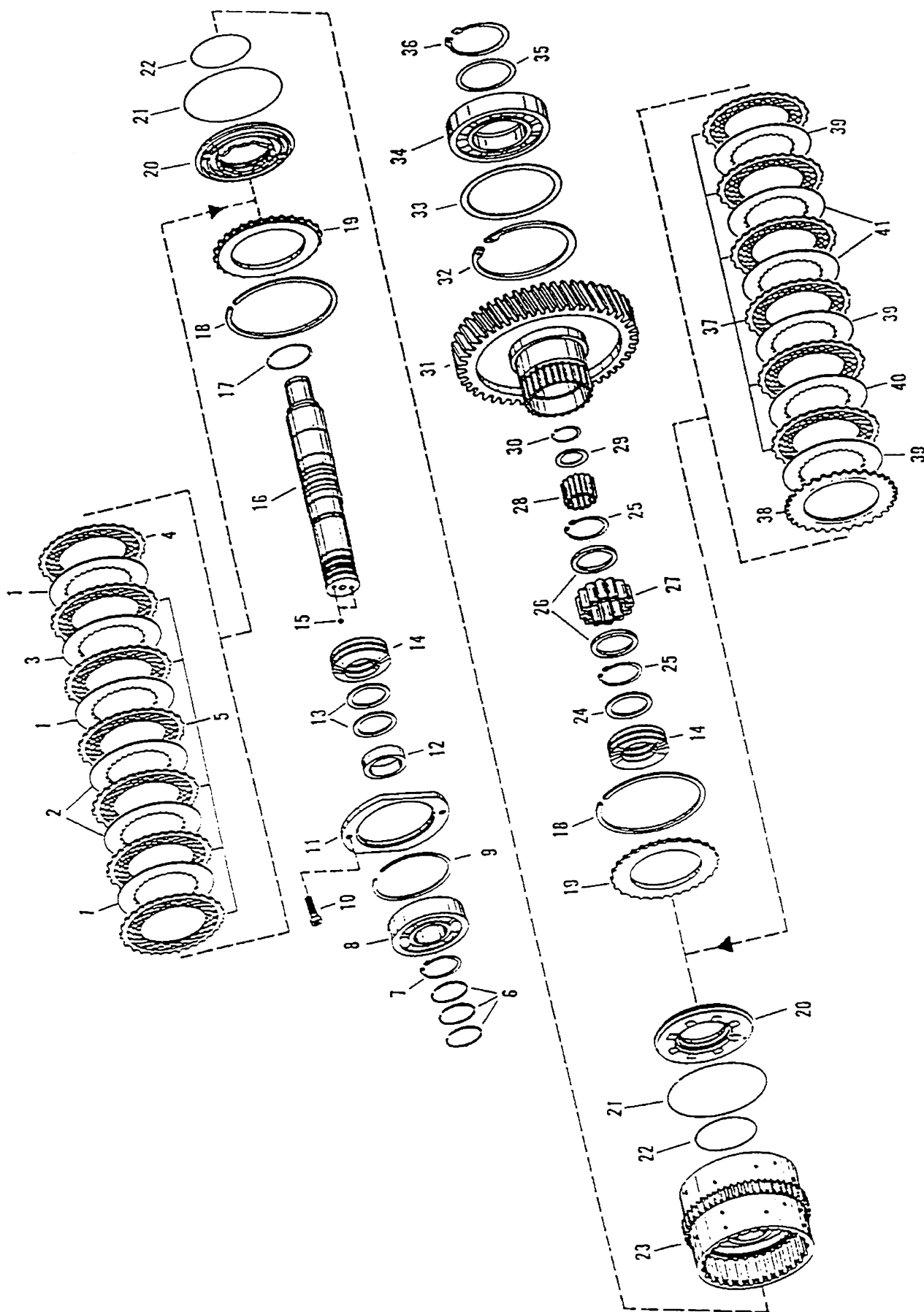


Figure P31437-7

**P31437-7 Clutch Pack, 3rd Gear (1of 3)**

ITEM	PART NO.	DESCRIPTION	QTY	SERIAL NO.	REMARKS
1	P31847	Disc, Inner Clutch (2.0 mm thick)	5	3090, 3091, 3093-	(.0788 in.)
2	P31848	Disc, Inner Clutch (1.5 mm thick)	2	" - "	(.0591 in.)
3	—	Disc, Inner Clutch	AR	" - "	
	P31847	2.0 mm thick	—	" - "	(.0788 in.)
	P31848	1.5 mm thick	—	" - "	(.0591 in.)
	P31849	2.5 mm thick	—	" - "	(.0985 in.)
4	P31851	Disc, Outer Clutch	1	" - "	
5	P31850	Disc, Outer Clutch	8	" - "	
6	P31788	Ring, Piston	3	" - "	45 x 2.5
7	P31789	Ring, Retaining	1	" - "	45 x 1.75
8	P31912	Bearing, Ball	1	" - "	
9	P31913	Ring, Snap	1	" - "	
10	P31740	Cap Screw	2	" - "	M8 x 35
11	P31914	Washer	1	" - "	
12	P31915	Bushing	1	" - "	
13	—	Shim	AR	" - "	
	P31791	1.30 mm thick	—	" - "	(.0512 in.)
	P31792	1.35 mm thick	—	" - "	(.0532 in.)
	P31793	1.40 mm thick	—	" - "	(.0552 in.)
	P31794	1.45 mm thick	—	" - "	(.0571 in.)
	P31795	1.50 mm thick	—	" - "	(.0591 in.)
	P31796	1.55 mm thick	—	" - "	(.0611 in.)
	P31797	1.60 mm thick	—	" - "	(.0630 in.)
	P31798	1.65 mm thick	—	" - "	(.0650 in.)
	P31799	1.70 mm thick	—	" - "	(.0670 in.)
	P31800	1.75 mm thick	—	" - "	(.0689 in.)
	P31801	1.80 mm thick	—	" - "	(.0709 in.)
	P31802	1.85 mm thick	—	" - "	(.0729 in.)
	P31803	1.90 mm thick	—	" - "	(.0748 in.)
	P31804	1.95 mm thick	—	" - "	(.0768 in.)
	P31805	2.00 mm thick	—	" - "	(.0788 in.)
	P31806	2.05 mm thick	—	" - "	(.0807 in.)
	P31807	2.10 mm thick	—	" - "	(.0827 in.)
	P31808	2.15 mm thick	—	" - "	(.0847 in.)
	P31809	2.20 mm thick	—	" - "	(.0867 in.)
	P31810	2.25 mm thick	—	" - "	(.0886 in.)
	P31811	2.30 mm thick	—	" - "	(.0906 in.)
	P31812	2.35 mm thick	—	" - "	(.0926 in.)
	P31813	2.40 mm thick	—	" - "	(.0945 in.)
	P31814	2.45 mm thick	—	" - "	(.0965 in.)
	P31815	2.50 mm thick	—	" - "	(.0985 in.)
	P31816	2.55 mm thick	—	" - "	(.1004 in.)
	P31817	2.60 mm thick	—	" - "	(.1024 in.)
	P31818	2.65 mm thick	—	" - "	(.1044 in.)
	P31819	2.70 mm thick	—	" - "	(.1063 in.)
	P31820	2.75 mm thick	—	" - "	(.1083 in.)
	P31821	2.80 mm thick	—	" - "	(.1103 in.)
14	P31825	Spring, Cup	5	" - "	

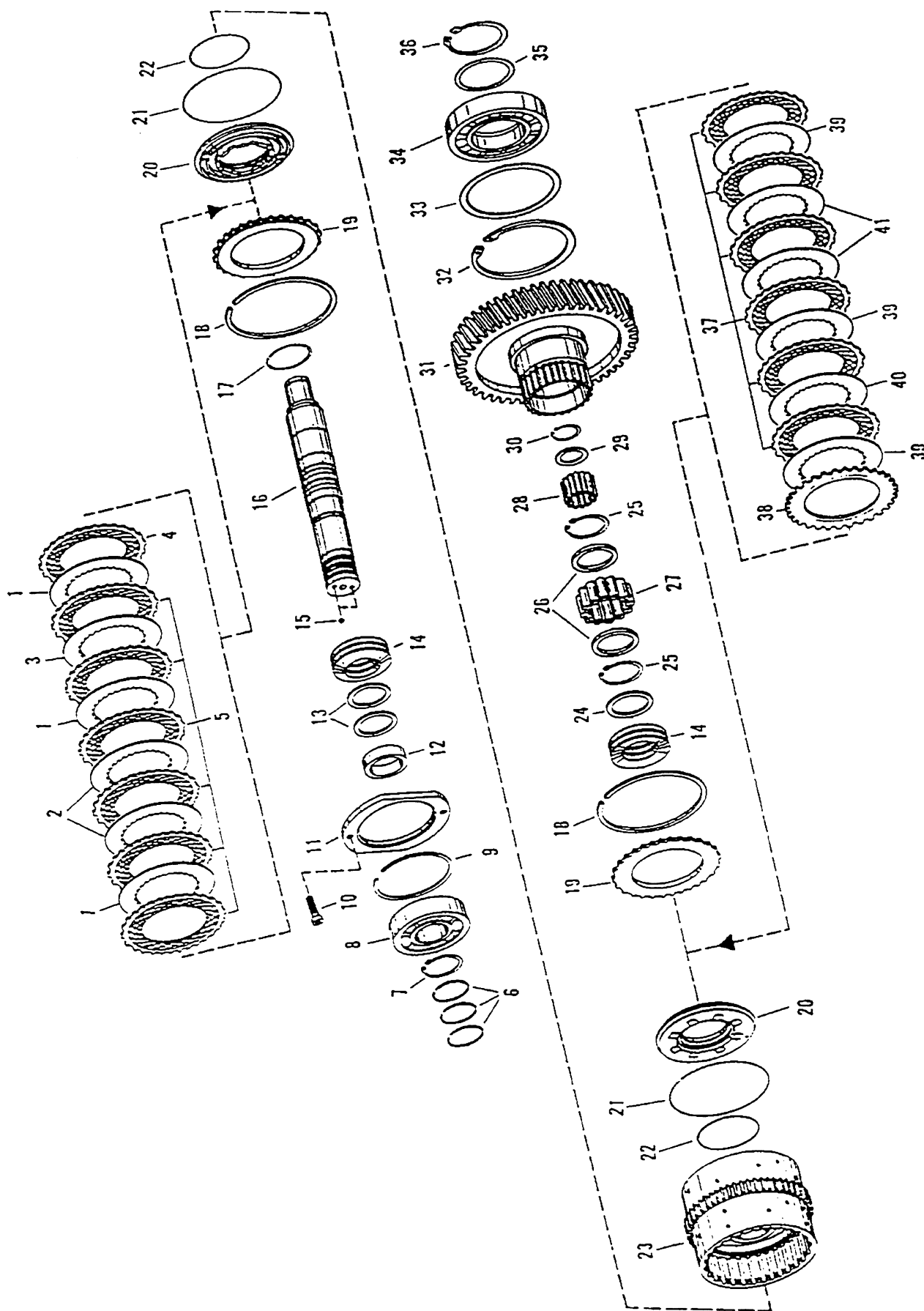


Figure P31437-7



**P31437-7 Clutch Pack, 3rd Gear (2 of 3)**

ITEM	PART NO.	DESCRIPTION	QTY.	SERIAL NO.	REMARKS
15	P31761	Ball	2	" - "	
16	P31911	Shaft	1	" - "	
17	P31832	Ring, Snap	1	" - "	
18	P31826	Ring, Snap	1	" - "	
19	P31827	Shim, End	1	" - "	
20	P31830	Piston	1	" - "	
21	P31829	O-Ring	1	" - "	120 x 3
22	P31828	O-Ring	1	" - "	60 x 3
23	P31916	Carrier, Disc	1	" - "	
24	—	Shim	AR	" - "	
	P31919	3.40 mm thick	—	" - "	(.1339 in.)
	P31920	1.60 mm thick	—	" - "	(.0630 in.)
25	P31921	Ring, Retaining	2	" - "	48 x 1.75
26	P31922	Washer, Thrust	2	" - "	
27	P31918	Cage, Roller	1	" - "	
28	P31950	Cage, Needle	1	" - "	
29	P31951	Shim	1	" - "	
30	P31952	Ring, Retaining	1	" - "	30 x 1.5
31	P31917	Gear, Spur	1	" - "	
32	P31928	Ring, Retaining	1	" - "	120 x 4
33	—	Washer	AR	" - "	
	P31929	1.00 mm thick	—	" - "	(.0394 in.)
	P31930	1.05 mm thick	—	" - "	(.0414 in.)
	P31931	1.10 mm thick	—	" - "	(.0433 in.)
	P31932	1.15 mm thick	—	" - "	(.0453 in.)
	P31933	1.20 mm thick	—	" - "	(.0473 in.)
	P31934	1.25 mm thick	—	" - "	(.0493 in.)
	P31935	1.30 mm thick	—	" - "	(.0512 in.)
	P31936	1.35 mm thick	—	" - "	(.0532 in.)
	P31937	1.40 mm thick	—	" - "	(.0552 in.)
34	P31927	Bearing, Roller	1	" - "	

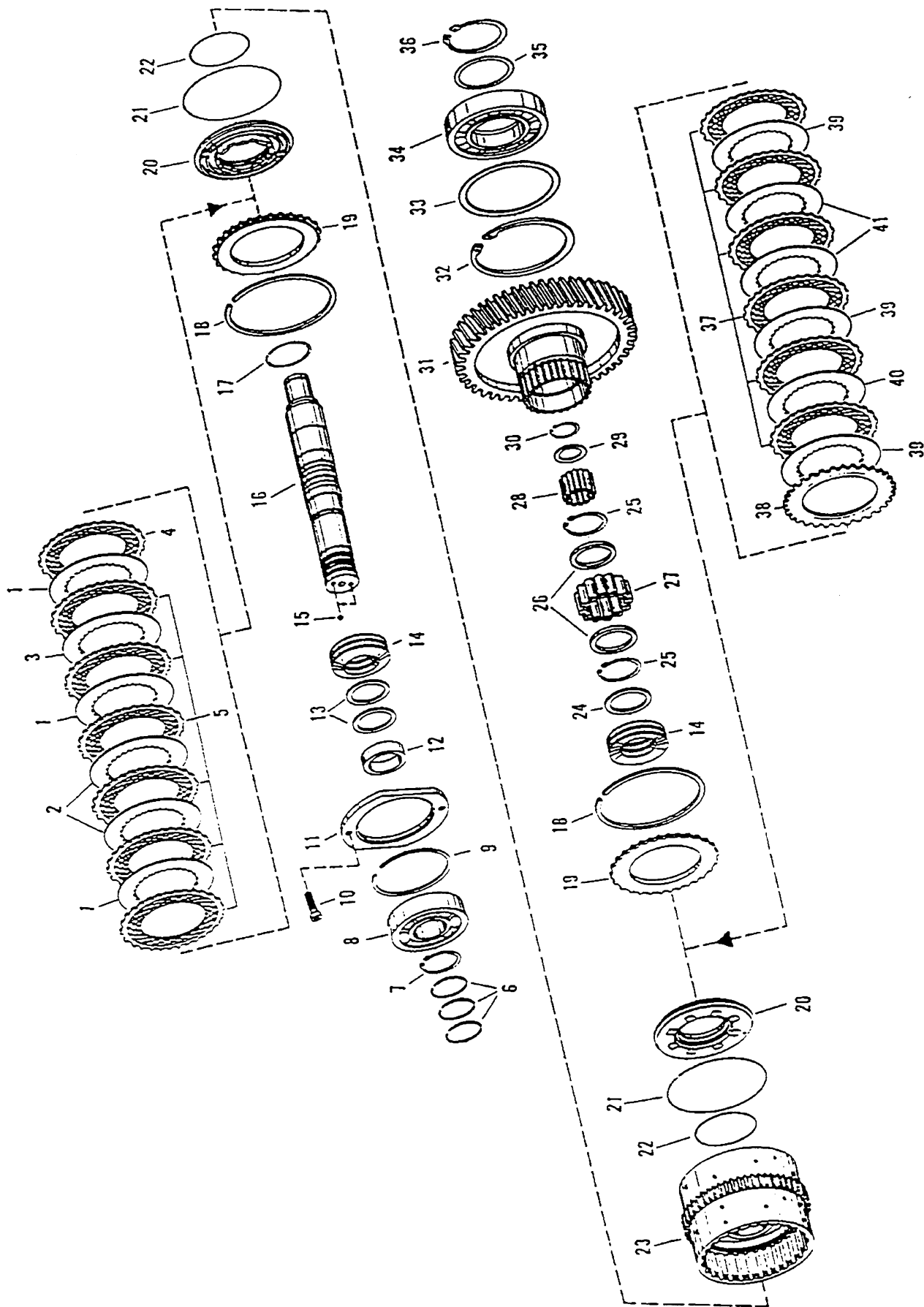


Figure P31437-7

**P31437-7 Clutch Pack, 3rd Gear (3 of 3)**

ITEM	PART NO.	DESCRIPTION	QTY.	SERIAL NO.	REMARKS
35	—	Shim	AR	" — "	
	P31938	0.80 mm thick	—	" — "	(.0315 in.)
	P31939	0.85 mm thick	—	" — "	(.0335 in.)
	P31940	0.90 mm thick	—	" — "	(.0355 in.)
	P31941	0.95 mm thick	—	" — "	(.0374 in.)
	P31942	1.00 mm thick	—	" — "	(.0394 in.)
	P31943	1.05 mm thick	—	" — "	(.0414 in.)
	P31944	1.10 mm thick	—	" — "	(.0433 in.)
	P31945	1.15 mm thick	—	" — "	(.0453 in.)
	P31946	1.20 mm thick	—	" — "	(.0473 in.)
	P31947	1.25 mm thick	—	" — "	(.0493 in.)
	P31948	1.30 mm thick	—	" — "	(.0512 in.)
36	P31949	Ring, Retaining	1	" — "	65 x 2.5
37	P31850	Disc, Outer Clutch	6	" — "	
38	P31851	Disc, Outer Clutch	1	" — "	
39	P31847	Disc, Inner Clutch (2.0 mm thick)	3	" — "	(.0788 in.)
40	—	Disc, Inner Clutch	AR	" — "	
	P31847	2.0 mm thick	—	" — "	(.0788 in.)
	P31848	1.5 mm thick	—	" — "	(.0591 in.)
	P31849	2.5 mm thick	—	" — "	(.0985 in.)
41	P31848	Disc, Inner Clutch (1.5 mm thick)	2	" — "	(.0591 in.)

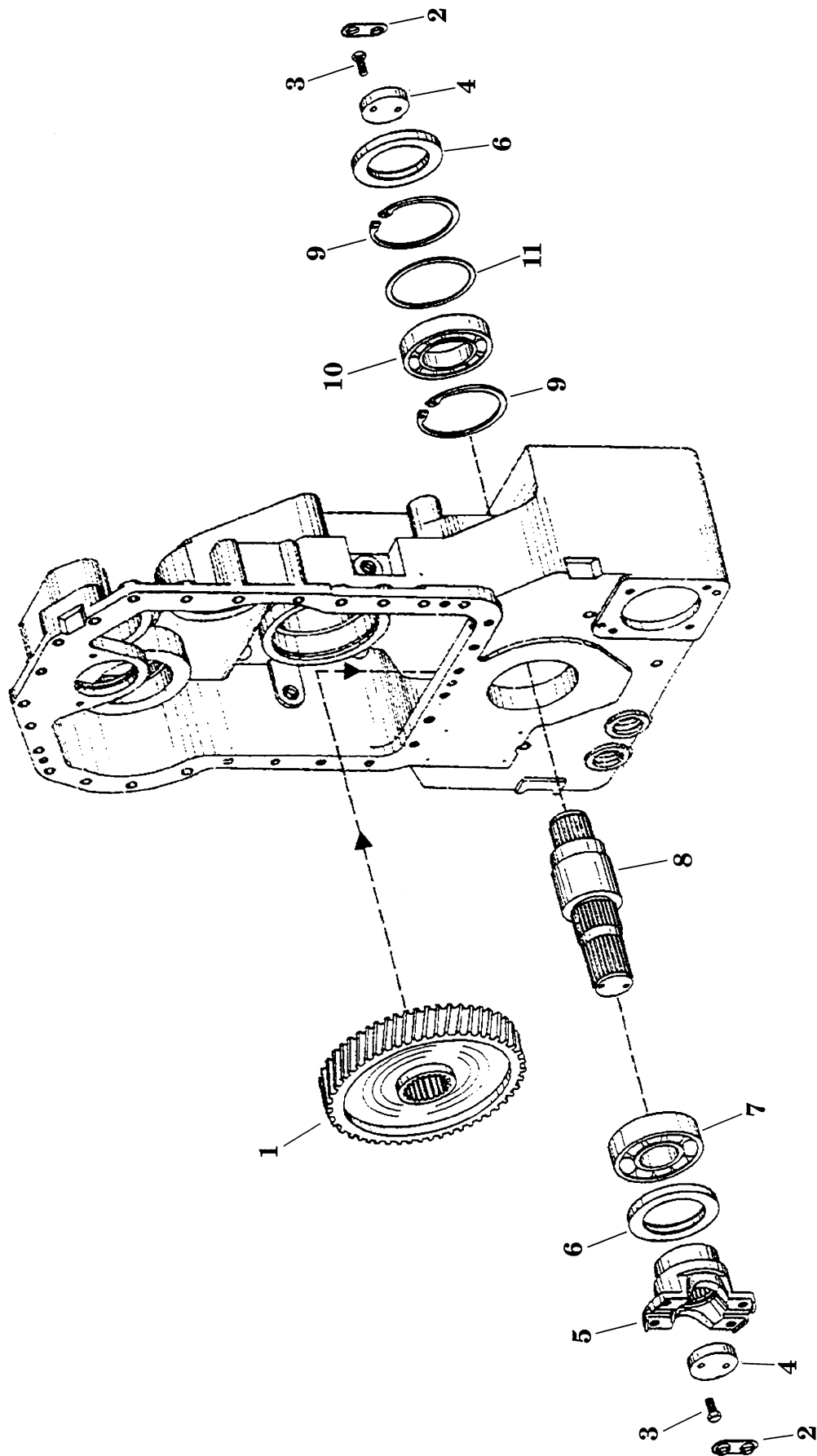
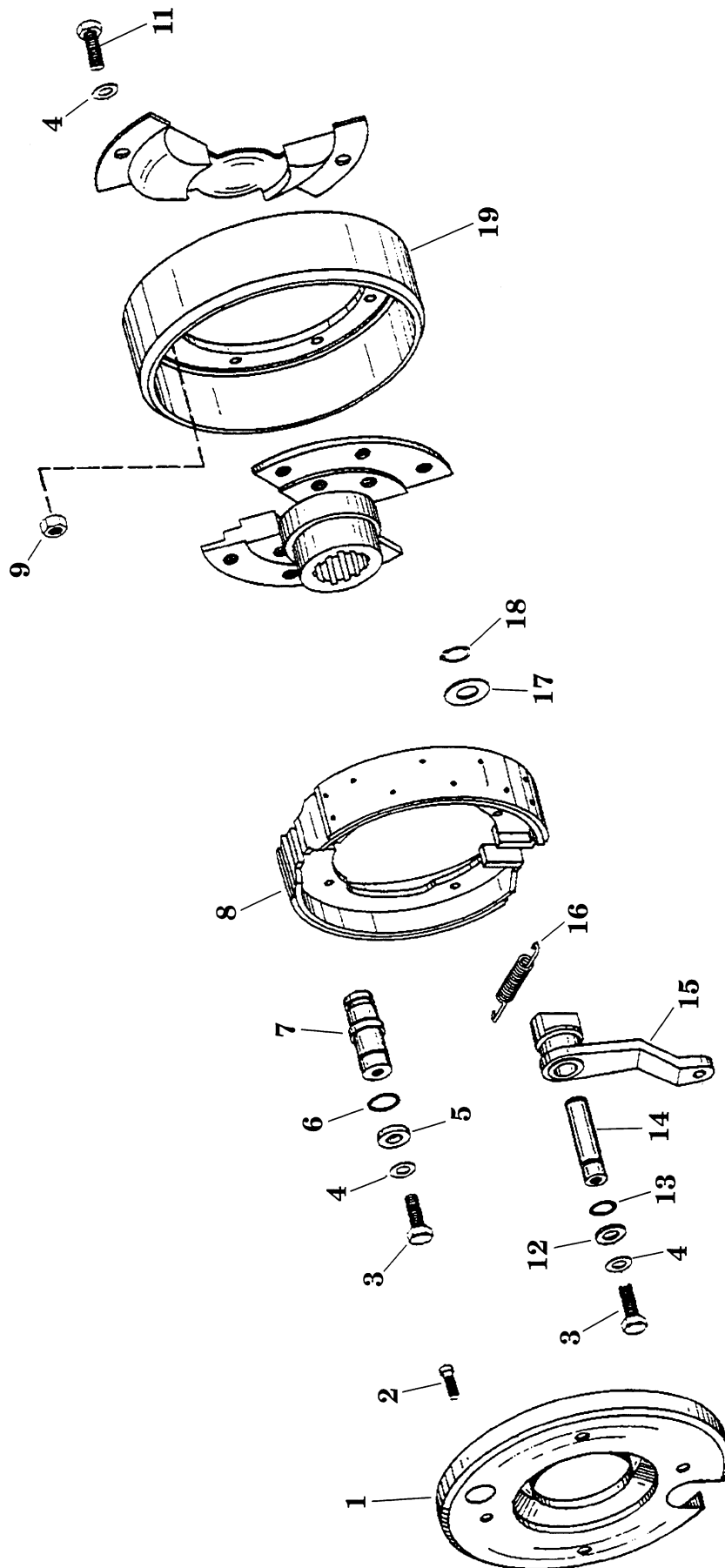


Figure P31437-8

**P31437-8 Output**

ITEM	PART NO.	DESCRIPTION	QTY	SERIAL NO.	REMARKS
1	P31954	Gear, Output	1	3090, 3091, 3093-	
2	P31958	Washer, Tab	2	" - "	
3	P31959	Screw, Hx.	4	" - "	M8x25
4	P31957	Washer	2	" - "	
5	P31956	Flange, Input	1	" - "	
6	P31977	Seal, Shaft	2	" - "	
7	P31955	Bearing, Ball	1	" - "	
8	P31953	Shaft, Output	1	" - "	
9	P31961	Ring, Retaining	2	" - "	100 x 3
10	P31960	Bearing, Ball	1	" - "	
11	—	Shim	AR	" - "	
	P31962	1.00 mm thick	—	" - "	(.0394 in.)
	P31963	1.05 mm thick	—	" - "	(.0414 in.)
	P31964	1.10 mm thick	—	" - "	(.0433 in.)
	P31965	1.15 mm thick	—	" - "	(.0453 in.)
	P31966	1.20 mm thick	—	" - "	(.0473 in.)
	P31967	1.25 mm thick	—	" - "	(.0493 in.)
	P31968	1.30 mm thick	—	" - "	(.0512 in.)
	P31969	1.35 mm thick	—	" - "	(.0532 in.)
	P31970	1.40 mm thick	—	" - "	(.0552 in.)
	P31971	1.45 mm thick	—	" - "	(.0571 in.)
	P31972	1.50 mm thick	—	" - "	(.0591 in.)
	P31973	1.55 mm thick	—	" - "	(.0611 in.)
	P31974	1.60 mm thick	—	" - "	(.0630 in.)
	P31975	1.65 mm thick	—	" - "	(.0650 in.)
	P31976	1.70 mm thick	—	" - "	(.0670 in.)



**Figure P31437-9**

**P31437-9 Brake**

ITEM	PART NO.	DESCRIPTION	QTY	SERIAL NO.	REMARKS
1	P32096	Plate, Cover	1	3090, 3091, 3093-	
2	P31980	Cap Screw	4	" - "	M6 x 10
3	P32101	Screw, Hx.	2	" - "	M10 x 22
4	P32095	Washer, 10.5 mm thick	9	" - "	
5	P32099	Washer	1	" - "	
6	P31979	O-Ring	1	" - "	25.3 x 2.4
7	P31984	Pin, Anchor	1	" - "	
8	P31982	Coupling, Brake Shoe	2	" - "	without Asbestos
9	P31751	Nut, Hx.	2	" - "	M10
NI	P31981	Coupling, Brake	1	" - "	Incl. Items 7, 8, 14 - 18
11	P32094	Screw, Hx.	8	" - "	M10 x 25
12	P32100	Washer	1	" - "	
13	P31978	O-Ring	1	" - "	17.3 x 2.4
14	P31985	Pin	1	" - "	
15	P31988	Brake Cam	1	" - "	
16	P31983	Spring, Tension		" - "	
17	P31986	Washer	1	" - "	
18	P31987	Circlip	1	" - "	
19	P32093	Drum, Brake	1	" - "	

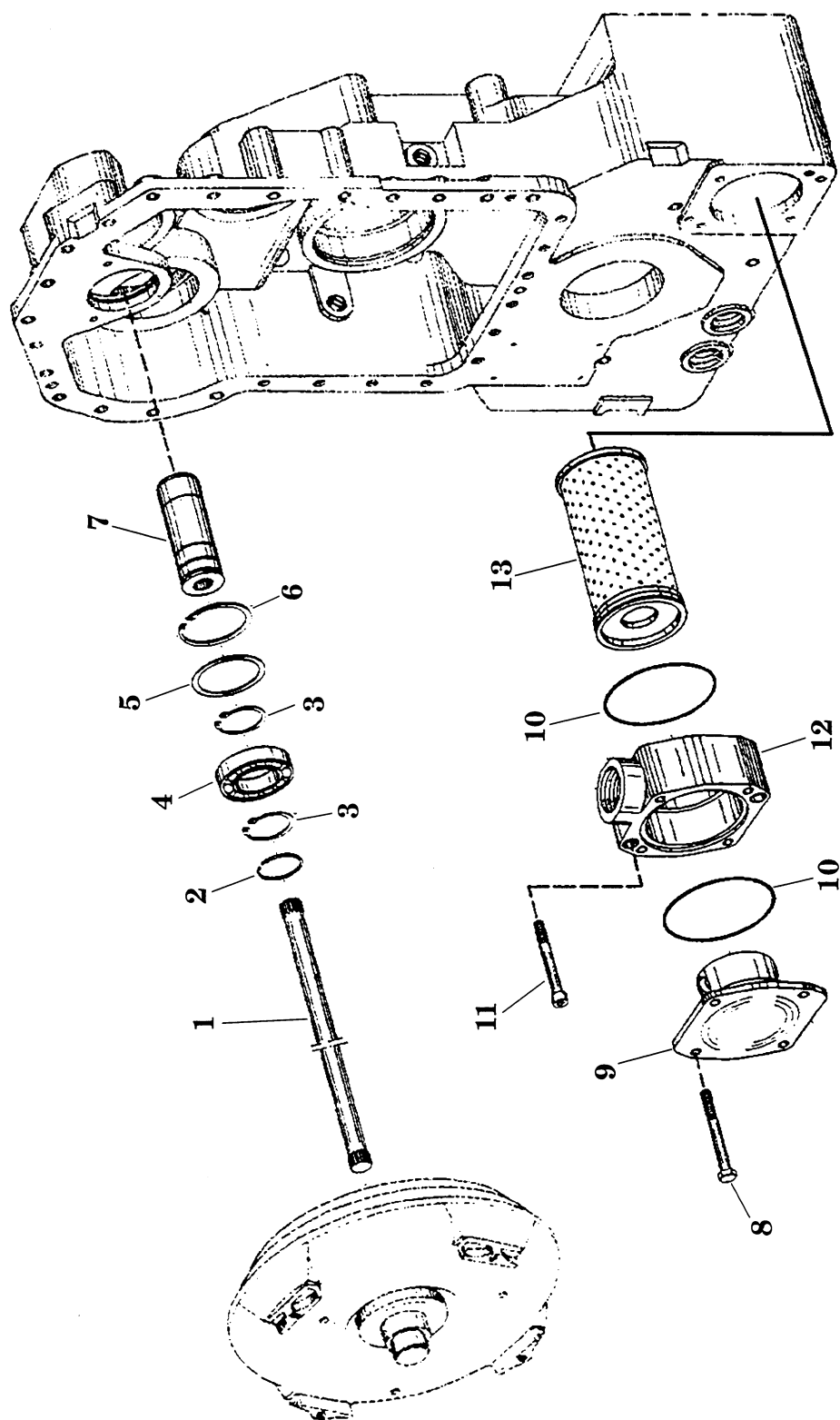


Figure P31437-10



**P31437-10 Power Take Off and Filter**

ITEM	PART NO.	DESCRIPTION	QTY	SERIAL NO.	REMARKS
1	P31989	Shaft, Central	1	3090, 3091, 3093-	
2	P31733	Ring, Piston	1	" - "	40 x 2.5
3	P31845	Ring, Retaining	2	" - "	40 x 1.75
4	P31991	Bearing, Ball	1	" - "	
5	—	Shim	AR	" - "	
	P31992	1.00 mm thick	—	" - "	(.0394 in.)
	P31993	1.05 mm thick	—	" - "	(.0414 in.)
	P31994	1.10 mm thick	—	" - "	(.0433 in.)
	P31995	1.15 mm thick	—	" - "	(.0453 in.)
	P31996	1.20 mm thick	—	" - "	(.0473 in.)
	P31997	1.25 mm thick	—	" - "	(.0493 in.)
	P31998	1.30 mm thick	—	" - "	(.0512 in.)
	P31999	1.35 mm thick	—	" - "	(.0532 in.)
	P32000	1.40 mm thick	—	" - "	(.0552 in.)
	P32001	1.45 mm thick	—	" - "	(.0571 in.)
	P32002	1.50 mm thick	—	" - "	(.0591 in.)
	P32003	1.55 mm thick	—	" - "	(.0611 in.)
	P32004	1.60 mm thick	—	" - "	(.0630 in.)
6	P32005	Ring, Retaining	1	" - "	68 x 2.5
7	P31990	Bushing	1	" - "	
8	P04114	Screw, Hx.	4	" - "	M8 x 75
9	P31924	Cover	1	" - "	
10	P31925	O-Ring	2	" - "	98 x 4
11	P04111	Cap Screw	2	" - "	M8 x 60
12	P31923	Fixture, Holding	1	" - "	
13	P31926	Filter	1	" - "	
NI	P32083	Cap, Sealing	1	" - "	

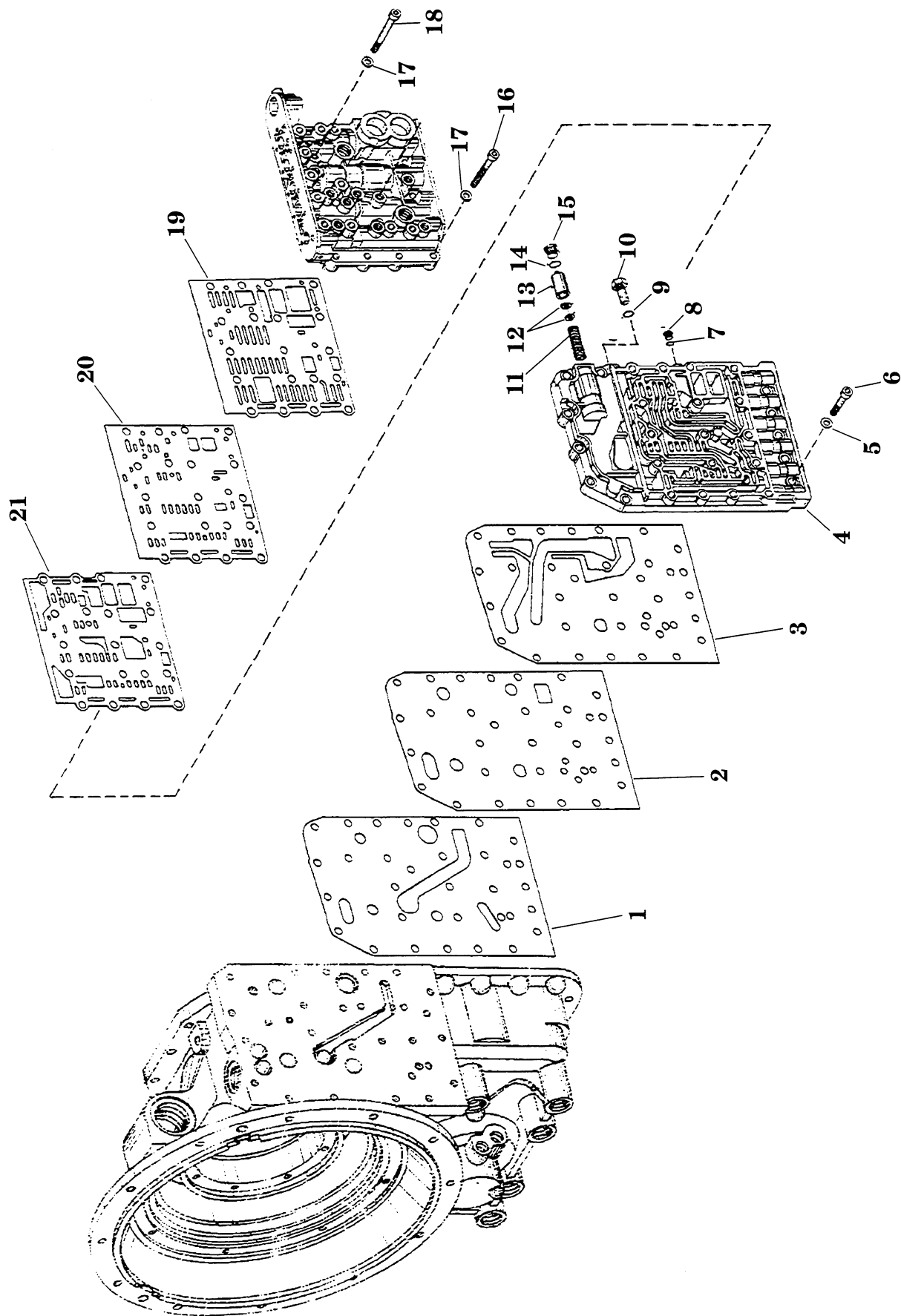


Figure P31437-11

**P31437-11 Gearshift System**

ITEM	PART NO.	DESCRIPTION	QTY	SERIAL NO.	REMARKS
1	P32006	Gasket	1	3090, 3091, 3093-	
2	P32007	Plate, Cover	1	" - "	
3	P32008	Gasket	1	" - "	
4	P32009	Plate, Duct	1	" - "	
5	P31710	Washer, 8.4 mm thick	11	" - "	(.3307 in.)
6	P32010	Cap Screw	11	" - "	M8 x 35
7	P32018	O-Ring	1	" - "	8 x 1.5
8	P32017	Plug, Screw	1	" - "	M10 x 1
9	P32020	O-Ring	1	" - "	11.3 x 2.4
10	P32019	Socket, Connecting	1	" - "	
11	P32023	Spring, Compression	1	" - "	
12	P32022	Washer, 6.4 mm thick	2	" - "	(.2520 in.)
13	P32021	Spool, Valve	1	" - "	
14	P32025	O-Ring	1	" - "	17 x 2
15	P32024	Plug, Screw	1	" - "	M20 x 1.5
16	P32014	Screw, Cap	16	" - "	M8 x 65
17	P32015	Washer, 8.4 mm thick	17	" - "	(.3307 in.)
18	P32016	Screw, Cap	1	" - "	M8 x 85
19	P32013	Gasket	1	" - "	
20	P32012	Plate, Cover	1	" - "	
21	P32011	Gasket	1	" - "	

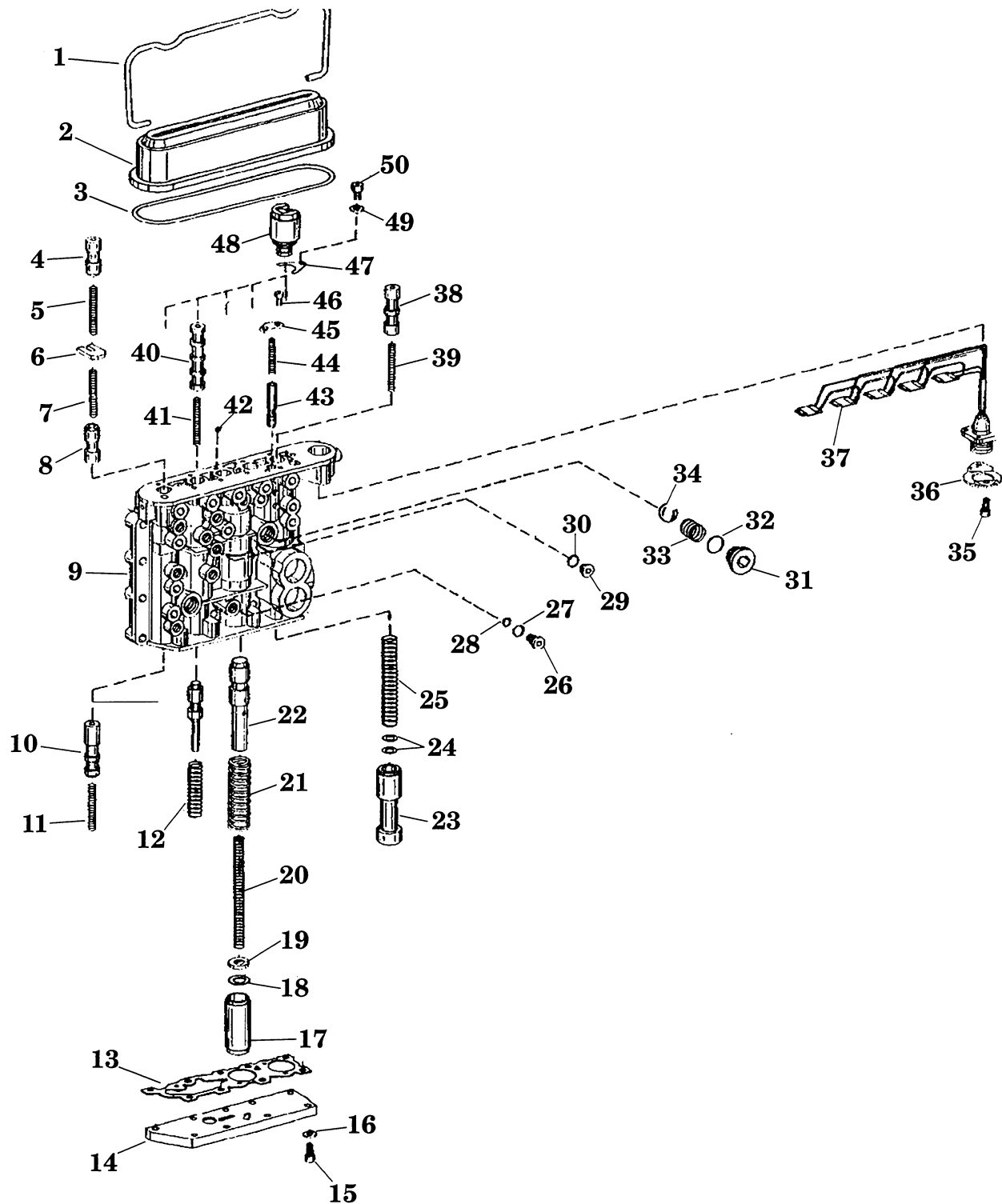


Figure P31437-12

**P31437-12 Gearshift Valve (1of 2)**

ITEM	PART NO.	DESCRIPTION	QTY	SERIAL NO.	REMARKS
1	P32070	Bracket, Clamp	1	3090, 3091, 3093--	
2	P32068	Cover	1	" - "	
3	P32069	O-Ring	1	" - "	159.2 x 5.7
4	P32050	Piston	1	" - "	
5	P32049	Spring, Compression	1	" - "	
6	P32048	Plate, Stop	1	" - "	
7	P32049	Spring, Compression	1	" - "	
8	P32050	Piston	1	" - "	
9	P32026	Housing, Valve	1	" - "	
10	P32051	Piston	1	" - "	
11	P32049	Spring, Compression	1	" - "	
12	P32047	Spring, Compression	1	" - "	
13	P32052	Gasket	1	" - "	
14	P32053	Cover	1	" - "	
15	P32054	Screw, Cap	9	" - "	M6 x 20
16	P32015	Washer, 6.4 mm thick	9	" - "	(.2520 in.)
17	P32041	Piston	1	" - "	
18	—	Ring, Shim	AR	" - "	
	P32043	15 x 21 x 2	—	" - "	
	P32044	15 x 21 x 1	—	" - "	
	P32045	15 x 21 x 0.5	—	" - "	
19	P32042	Washer	1	" - "	
20	P32040	Spring, Compression	1	" - "	
21	P32039	Spring, Compression	1	" - "	
22	P32038	Piston	1	" - "	
23	P32028	Piston	1	" - "	
24	P32029	Ring, Shim	2	" - "	10 x 16 x 1
25	P32027	Spring, Compression	1	" - "	
26	—	Orifice	AR	" - "	
	P32030	0.60 mm thick	—	" - "	(.0237 in.)
	P32031	0.70 mm thick	—	" - "	(.0276 in.)
	P32032	0.80 mm thick	—	" - "	(.0315 in.)
	P32033	0.65 mm thick	—	" - "	(.0256 in.)
	P32034	0.75 mm thick	—	" - "	(.0296 in.)
	P32035	0.85 mm thick	—	" - "	(.0335 in.)
27	P32018	O-Ring	1	" - "	8 x 1.5
28	P32037	O-Ring	1	" - "	6 x 1.5
29	P32017	Plug, Screw	8	" - "	M10 x 1
30	P31709	O-Ring	8	" - "	8 x 1.5
31	P32073	Plug, Screw	2	" - "	M18 x 1.5
32	P32018	O-Ring	2	" - "	15 x 2
33	P32072	Spring, Compression	2	" - "	
34	P32071	Ball	2	" - "	
35	P32066	Screw, Cap	2	" - "	M6 x 16
36	P32067	Plate, Fixing	1	" - "	
37	P32065	Harness, Wiring	1	" - "	
38	P32056	Piston	1	" - "	
39	P32049	Spring, Compression	1	" - "	
40	P32055	Piston	1	" - "	
41	P32049	Spring, Compression	1	" - "	

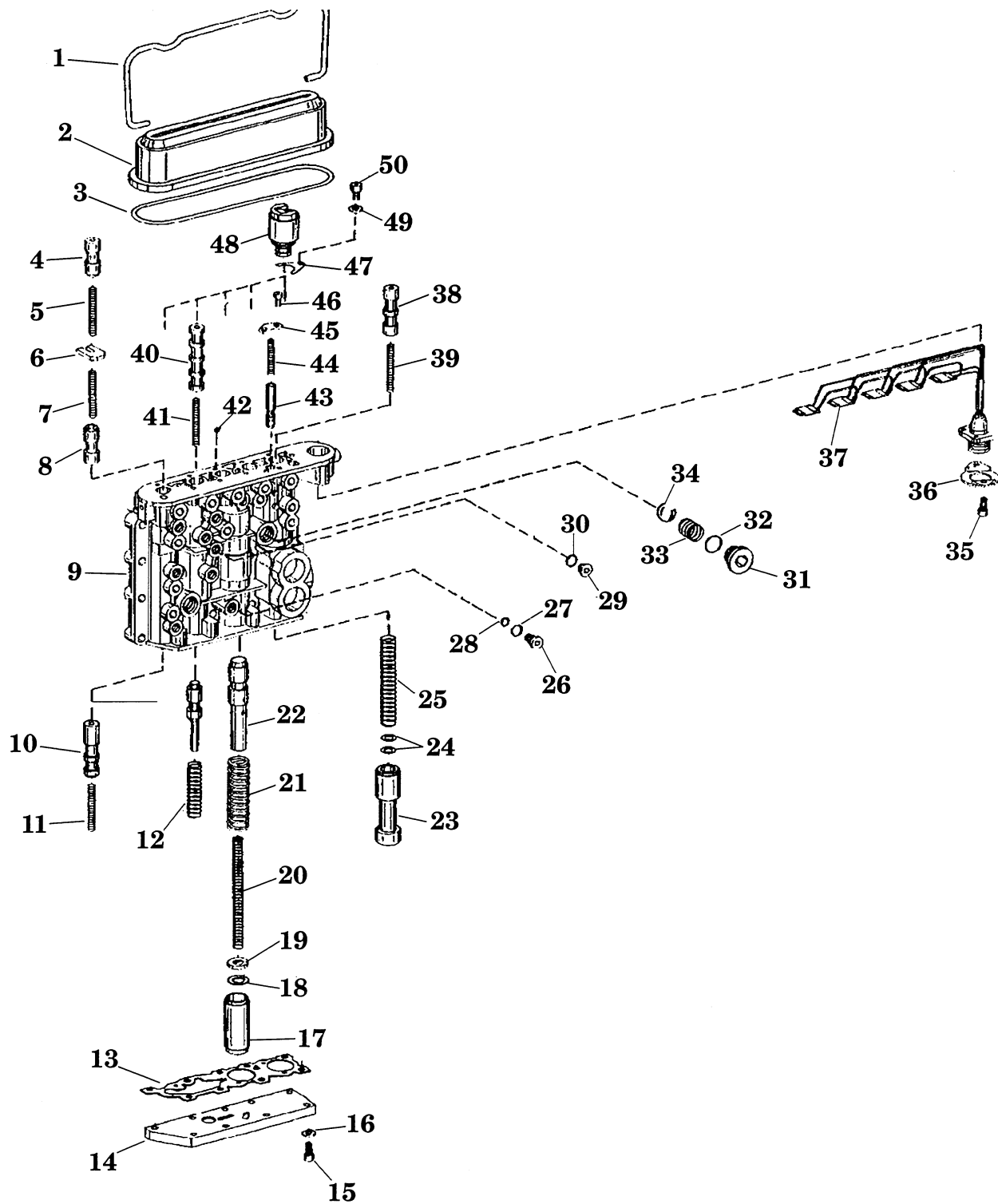


Figure P31437-12

**P31437-12 Gearshift Valve (2 of 2)**

ITEM	PART NO.	DESCRIPTION	QTY.	SERIAL NO.	REMARKS
42	P32061	Ball	10	" - "	
43	P32057	Valve, Reduction	1	" - "	
44	P32058	Spring, Compression	1	" - "	
45	P32059	Plate, Fixing	1	" - "	
46	P32060	Screw, Cap	2	" - "	M5 x 12
47	P32063	Plate, Fixing	5	" - "	
48	P32062	Valve, Solenoid	5	" - "	
49	P32064	Washer	5	" - "	
50	P32060	Screw, Cap	5	" - "	M5 x 12

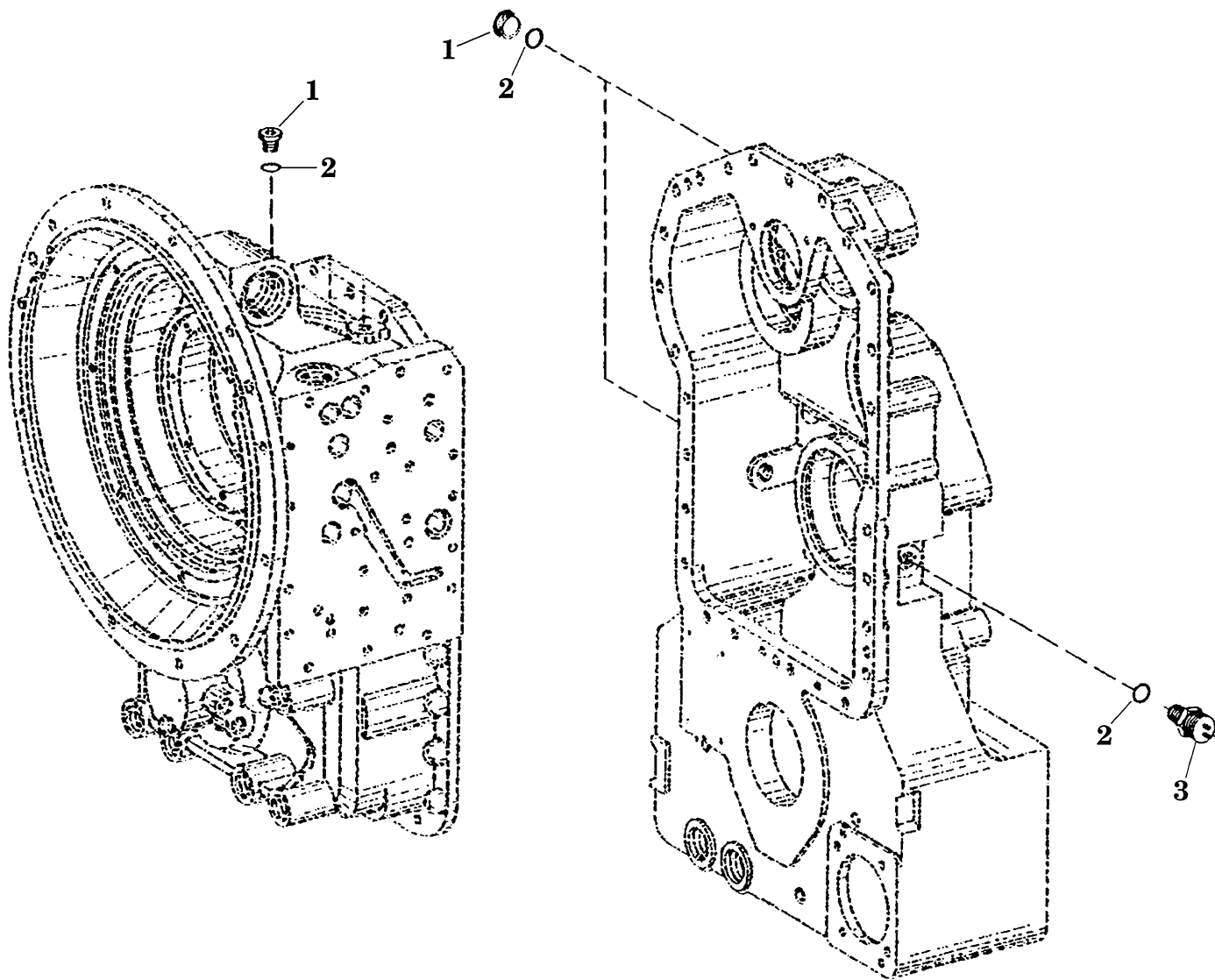
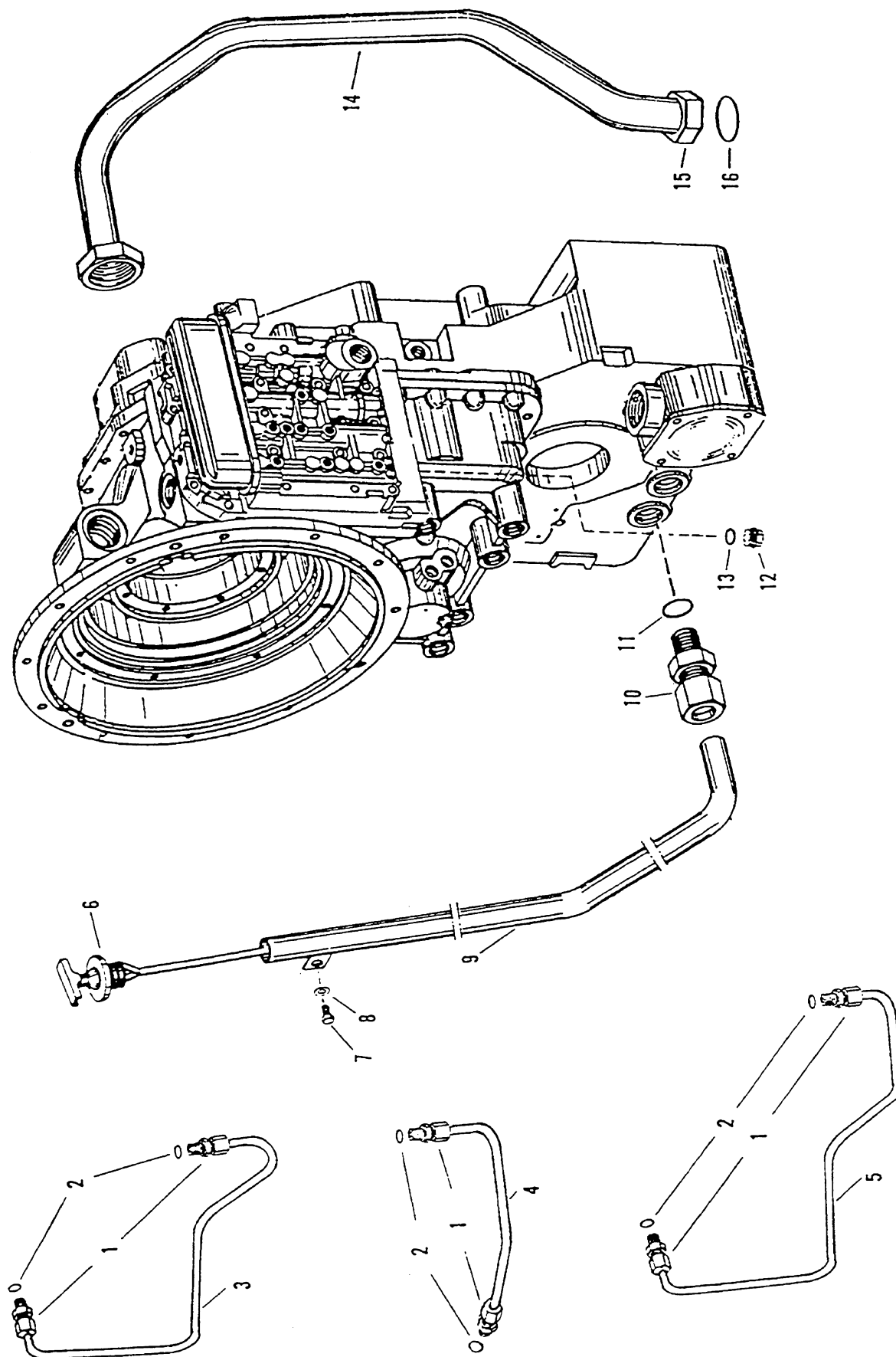


Figure P31437-13



**P31437-13 Pressure Regulator and Inductive Transmitter**

ITEM	PART NO.	DESCRIPTION	QTY.	SERIAL NO.	REMARKS
1	P32076	Plug, Screw	4	3090, 3091, 3093-	M18x1.5
2	P32018	O-Ring	4	" - "	15 x2
NI	P32074	Valve Insert	1	" - "	
NI	P32075	Spring, Compression	1	" - "	
NI	P32071	Ball	1	" - "	
3	P32077	Transmitter, Inductive	1	" - "	



**Figure P31437-14**

**P31437-14 Oil Pipes and Dipstick**

ITEM	PART NO.	DESCRIPTION	QTY.	SERIAL NO.	REMARKS
1	P32084	Union, Pipe	8	3090, 3091, 3093-	
2	P32085	O-Ring	8	" - "	13x2
3	P32087	Pipe	1	" - "	
4	P32088	Pipe	1	" - "	
5	P32086	Pipe	1	" - "	
6	P32080	Dipstick, Oil	1	" - "	
7	P32081	Screw, Hx.	1	" - "	M20x20
8	P32082	Washer	1	" - "	
9	P32079	Tube, Oil Level	1	" - "	
10	P32078	Union, Pipe	1	" - "	
11	P31743	O-Ring	1	" - "	30x2.5
12	P32092	Plug, Screw	4	" - "	M16x1.5
13	P32085	O-Ring	4	" - "	13x2
14	P32089	Tube, Suction	1	" - "	
15	P32090	Union, Pipe	2	" - "	
16	P32091	O-Ring	2	" - "	38x2.5

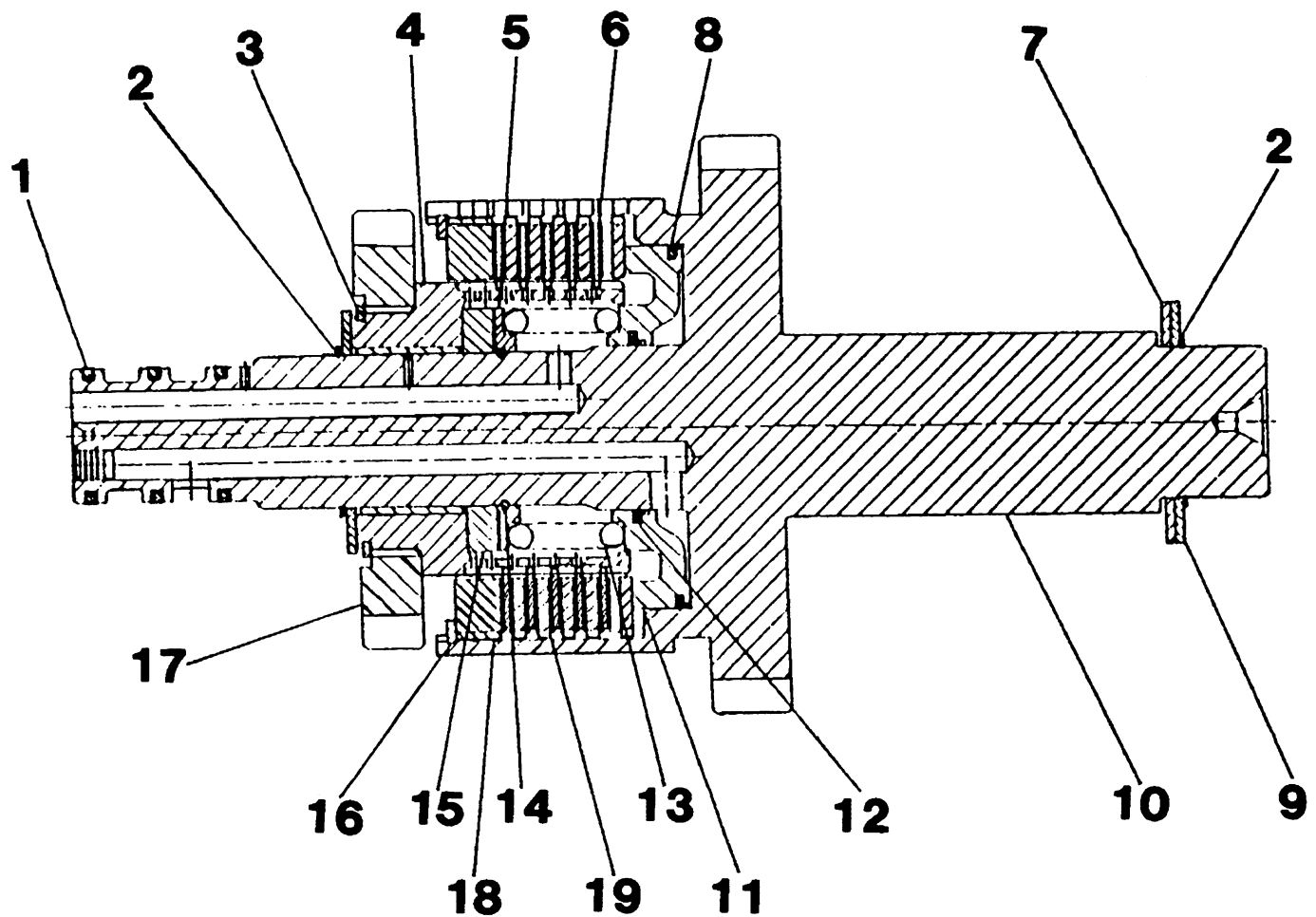


Figure P31039-1

**P31039-1 Forward Clutch Assembly**

ITEM	PART NO.	DESCRIPTION	QTY	SERIAL NO.	REMARKS
1	P31605	Ring	3	.....	
2	P31606	Ring	2	.....	
3	P31607	Ring	1	.....	
4	P31608	Hub Assembly	1	.....	
5	P31609	Retainer	1	.....	
6	P31610	Disc	5	.....	
7	P31634	Washer	1	.....	
8	P31612	Ring	1	.....	
9	P31615	Disc	2	.....	
10	P32883	Shaft Assembly	1	.....	
11	P31617	Piston	1	.....	
12	P31618	Ring	1	.....	
13	P31619	Spring	1	.....	
14	P31620	Ring	1	.....	
15	P32860	Disc	1	.....	
16	P31622	Ring	1	.....	
17	P31627	Gear	1	.....	
18	P31625	Plate	1	.....	
19	P31626	Plate	5	.....	

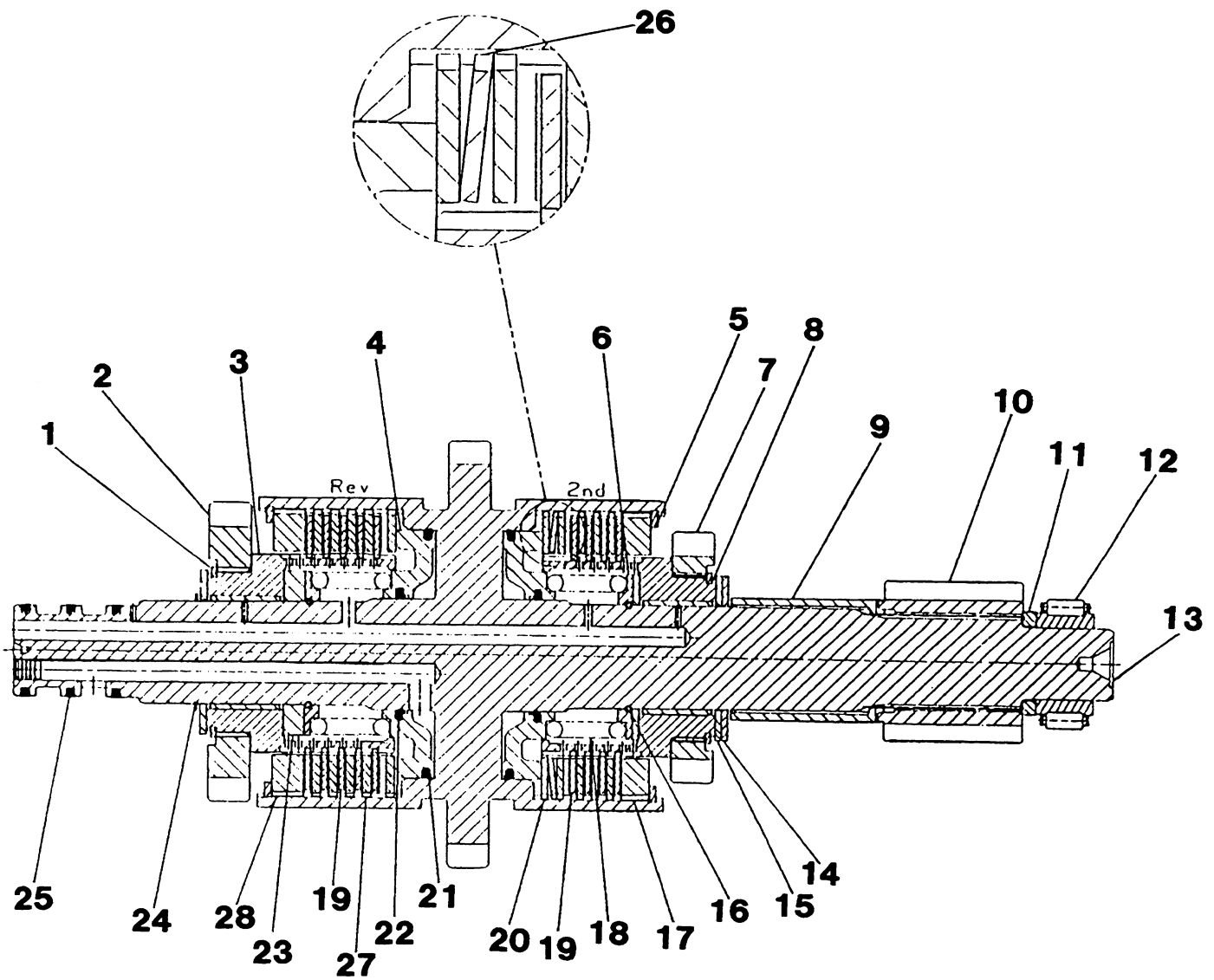
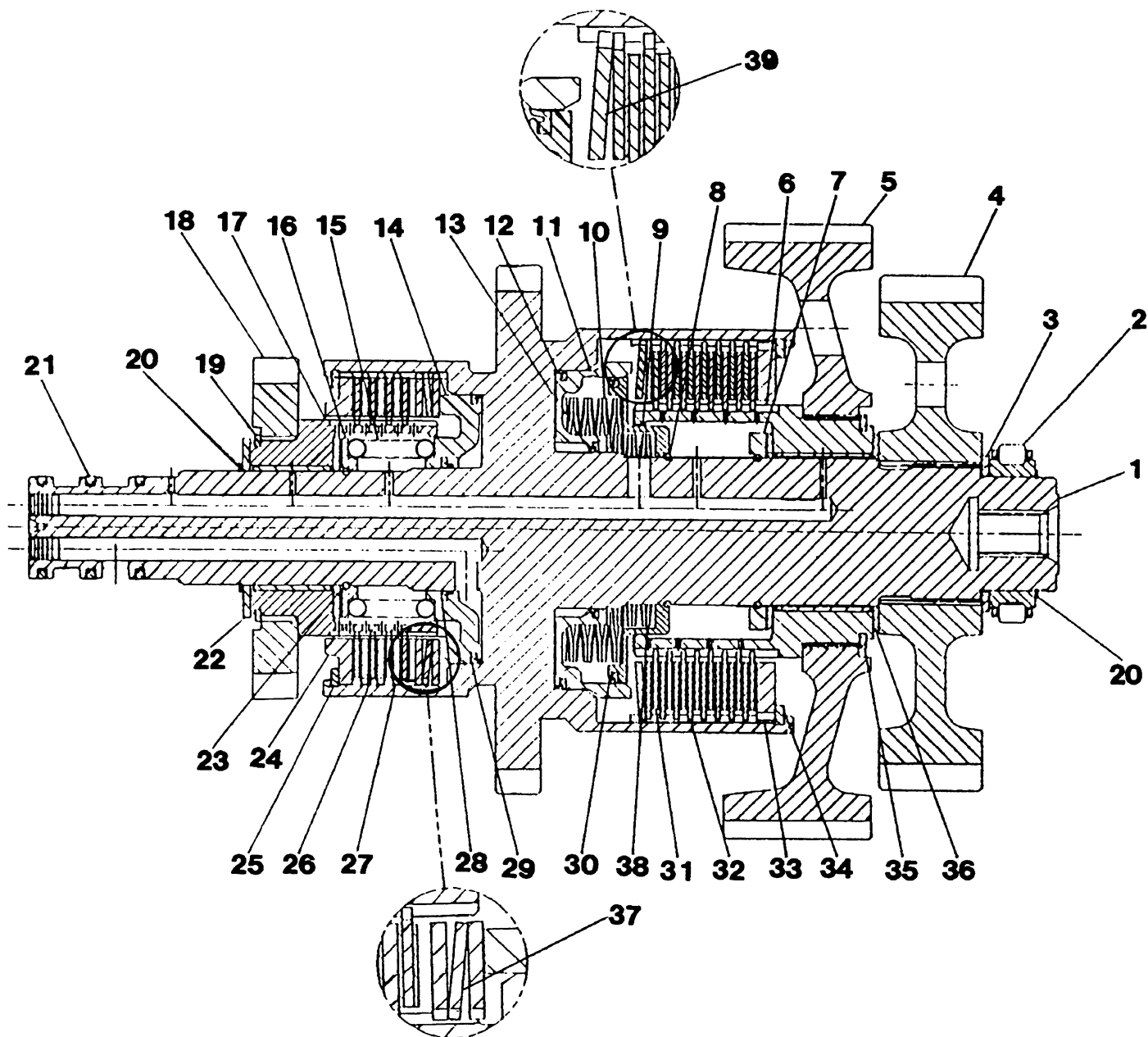


Figure P31039-2

**P31039-2 Reverse & 2nd Clutch Assembly**

ITEM	PART NO.	DESCRIPTION	QTY.	SERIAL NO.	REMARKS
1	P31607	Ring	2	.....	
2	P31627	Gear	1	.....	
3	P31608	Hub Assembly	1	.....	
4	P31617	Piston	2	.....	
5	P31622	Ring	2	.....	
6	P31609	Retainer	2	.....	
7	P32884	Gear	1	.....	
8	P31628	Hub Assembly	1	.....	
9	P32885	Spacer	1	.....	
10	P32886	Gear	1	.....	
11	P31631	Spacer	1	.....	
12	P31632	Bearing	1	.....	
13	P32887	Shaft Assembly	1	.....	
14	P31634	Washer	1	.....	
15	P31615	Disc	3	.....	
16	P31620	Ring	2	.....	
17	P31623	Plate	1	.....	
18	P31619	Spring	2	.....	
19	P31610	Disc	9	.....	
20	P31611	Plate	5	.....	
21	P31612	Ring	2	.....	
22	P31618	Ring	2	.....	
23	P31621	Disc	1	.....	
24	P31606	Ring	1	.....	
25	P31605	Ring	3	.....	
26	P31635	Spring	1	.....	
27	P31626	Plate	5	.....	
28	P31625	Plate	1	.....	



**Figure P31039-3**



**P31039-3 1st & 3rd Clutch Assembly**

ITEM	PART NO.	DESCRIPTION	QTY.	SERIAL NO.	REMARKS
1	P32888	Shaft Assembly	1	.....	
2	P31637	Bearing	1	.....	
3	P31638	Washer	1	.....	
4	P32889	Gear	1	.....	
5	P32890	Gear	1	.....	
6	P32891	Hub Assembly	1	.....	
7	P31640	Washer	1	.....	
8	P31641	Ring	2	.....	
9	P32892	Piston	1	.....	
10	P32893	Spring	1	.....	
11	P32894	Piston	1	.....	
12	P31642	Ring	1	.....	
13	P31643	Ring	1	.....	
14	P31617	Piston	1	.....	
15	P31619	Spring	1	.....	
16	P31609	Retainer	1	.....	
17	P31628	Hub Assembly	1	.....	
18	P32895	Gear	1	.....	
19	P31607	Ring	1	.....	
20	P31606	Ring	2	.....	
21	P31605	Ring	3	.....	
22	P31615	Disc	2	.....	
23	P31620	Ring	1	.....	
24	P31645	Plate	1	.....	
25	P31622	Ring	1	.....	
26	P31610	Disc	4	.....	
27	P31611	Plate	5	.....	
28	P31618	Ring	1	.....	
29	P31612	Ring	1	.....	
30	P32896	Ring	1	.....	
31	P31646	Disc	8	.....	
32	P32897	Plate	8	.....	
33	P32898	Plate	1	.....	
34	P31648	Ring	1	.....	
35	P31649	Ring	1	.....	
36	P32700	Disc	2	.....	
37	P31635	Spring	1	.....	
38	P32899	Spring	1	.....	
39	P32701	Spring	1	.....	

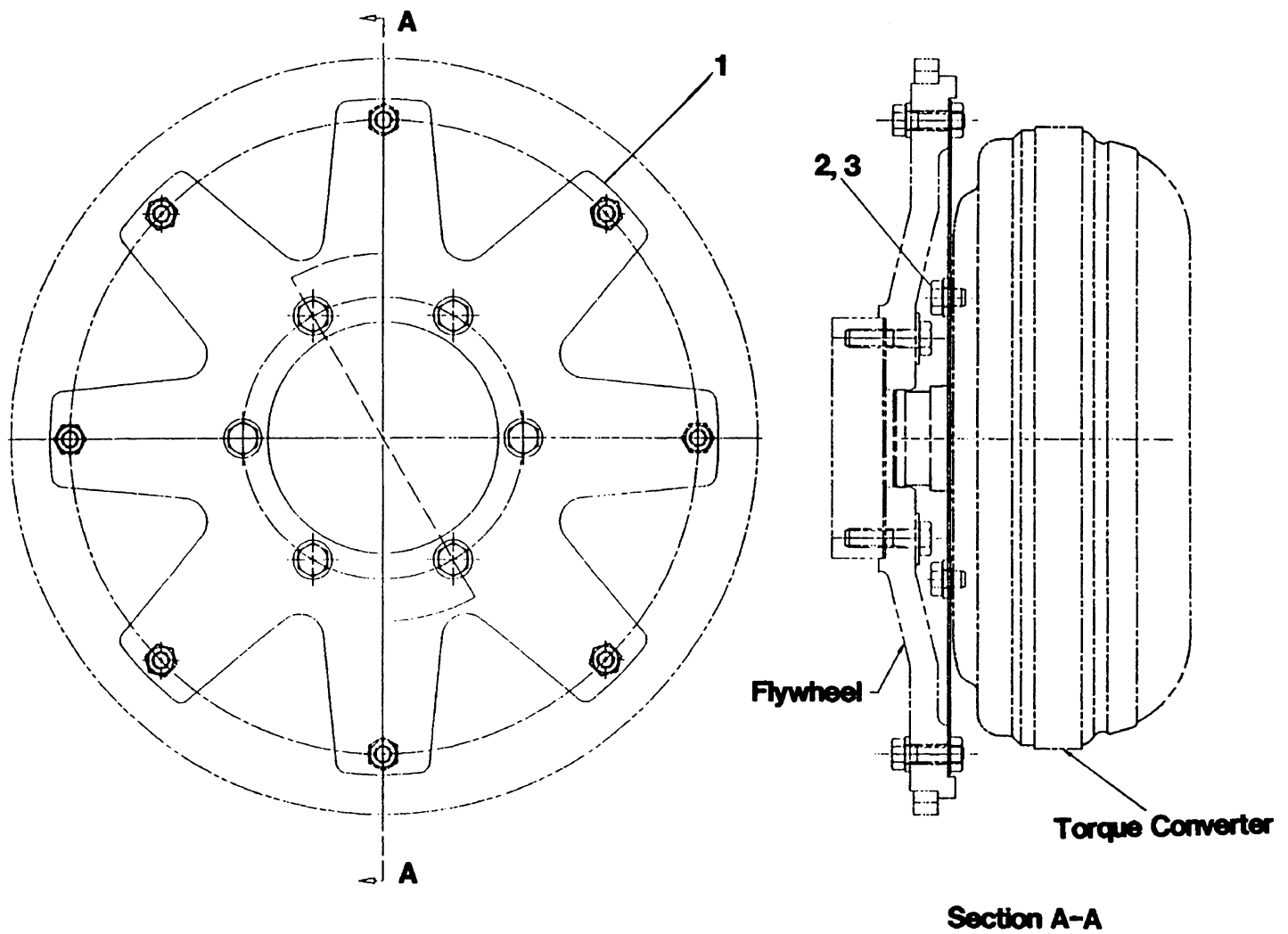
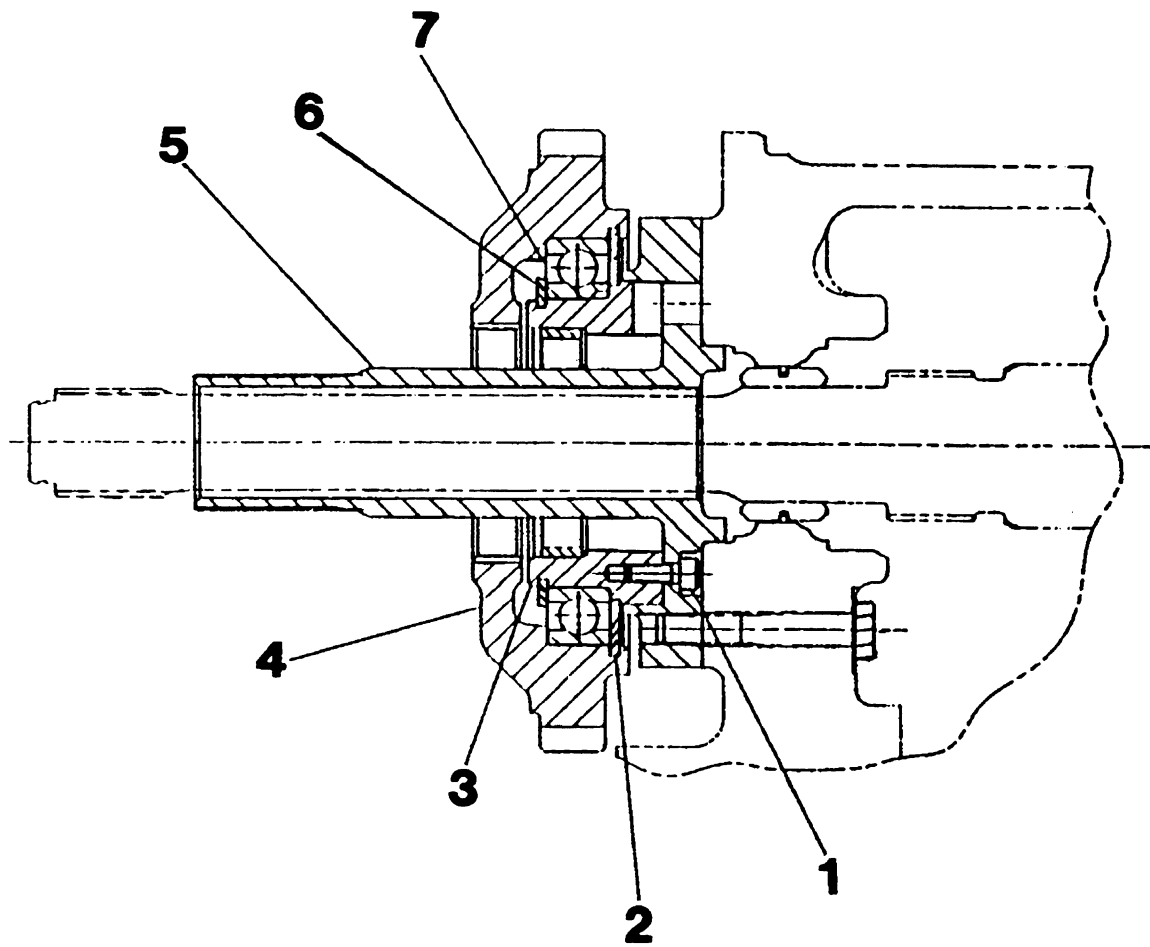


Figure P31039-4

**P31039-4 Flexible Coupling Assembly**

ITEM	PART NO.	DESCRIPTION	QTY.	SERIAL NO.	REMARKS
1	P32709	Plate Assembly	1	.....	
2	P32710	Bolt	6	.....	
3	P32900	Washer	6	.....	



**Figure P31039-5**

**P31039-5 Pump Assembly**

ITEM	PART NO.	DESCRIPTION	QTY	SERIAL NO.	REMARKS
1	P32713	Bolt	4	.....	
2	P32714	Ring	1	.....	
3	P32715	Support Assembly	1	.....	
4	P32716	Gear	1	.....	
5	P32717	Support	1	.....	
6	P32718	Ring	1	.....	
7	P32719	Bearing	1	.....	

# DRIVE TRAIN

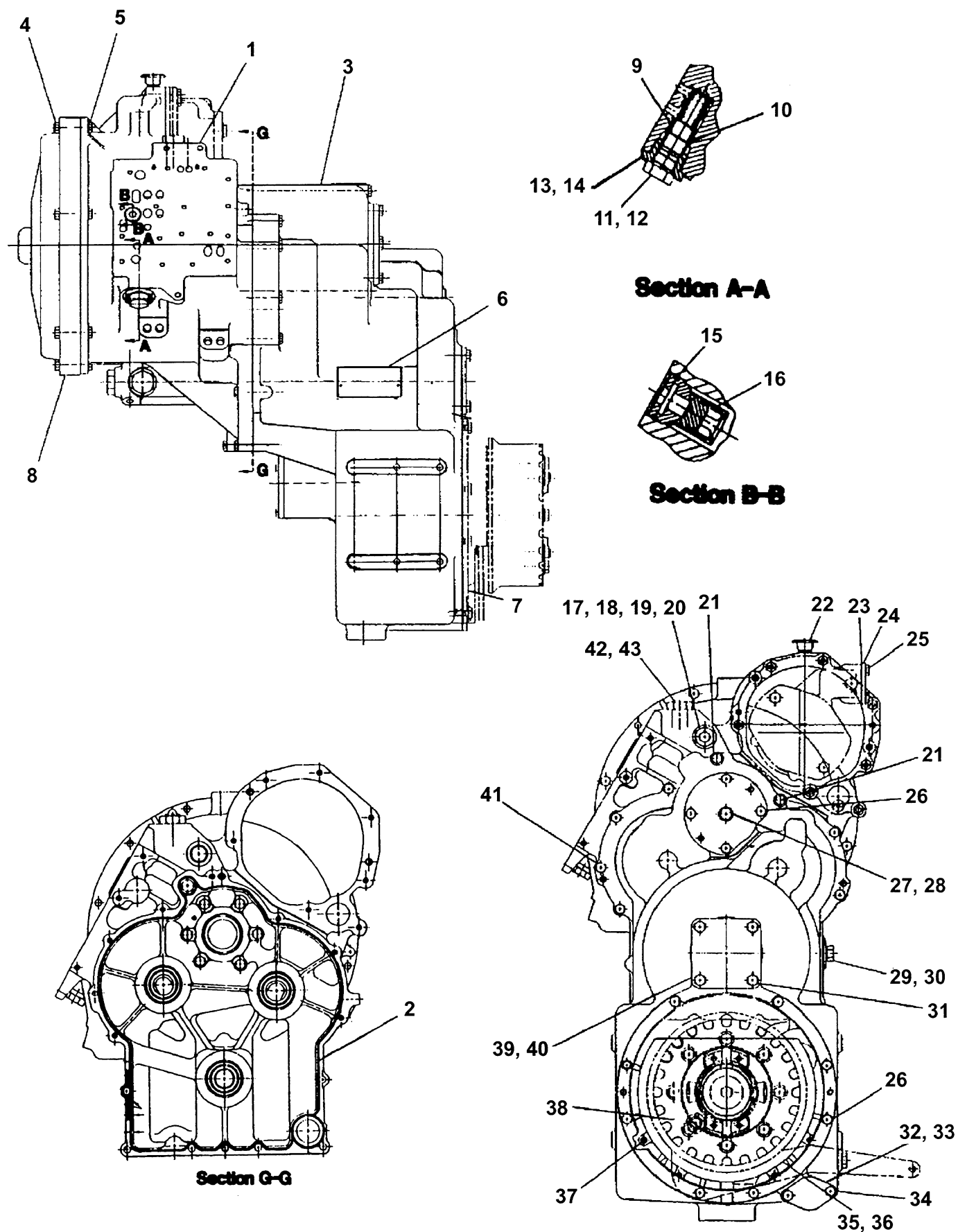


Figure P31039-6

**P31039-6 Case Assembly (1 of 2)**

ITEM	PART NO.	DESCRIPTION	QTY.	SERIAL NO.	REMARKS
1	P32720	Cover Assembly	1	.....	
2	P32721	Sealant	5	.....	
3	P32901	Case	1	.....	
4	P32794	Nut	6	.....	①
5	P32795	Bolt	6	.....	①
6	P32771	Plate	1	.....	
7	P32783	Shim - Pack	2	.....	
8	P32790	Cover	1	.....	①
9	P32770	Seal	2	.....	
10	P32745	Valve Group	1	.....	
11	P32724	Seal	1	.....	①
12	P32785	Plug	1	.....	①
13	P32743	Seal	1	.....	
14	P32744	Adapter	1	.....	
15	P32769	Seal	1	.....	
16	P32759	Valve Group	1	.....	
17	P32724	Seal	2	.....	
18	P32728	Plug	1	.....	①
19	P32742	Adapter	1	.....	
20	P32729	Seal	1	.....	①
21	P32726	Bolt	2	.....	
22	P32725	Breather	1	.....	
23	P32793	Gasket	1	.....	①
24	P32791	Cover	1	.....	①
25	P32792	Bolt	2	.....	①
26	P32775	Bolt	12	.....	
27	P32728	Plug	1	.....	
28	P32729	Seal	1	.....	
29	P32732	Plug	1	.....	
30	P32733	Gasket	1	.....	
31	P32734	Bolt	4	.....	
32	P32784	Cover	1	.....	①
33	P32786	Gasket	1	.....	①
34	P32727	Bolt	2	.....	①
35	P32735	Cover Assembly	1	.....	
36	P32736	Shield Assembly	1	.....	
37	P32737	Nut	4	.....	
38	P32727	Bolt	3	.....	
39	P32789	Cover	1	.....	
40	P32739	Gasket	1	.....	
41	P32740	Bolt	13	.....	
42	P32723	Plug	1	.....	①
43	P32768	Seal	1	.....	①

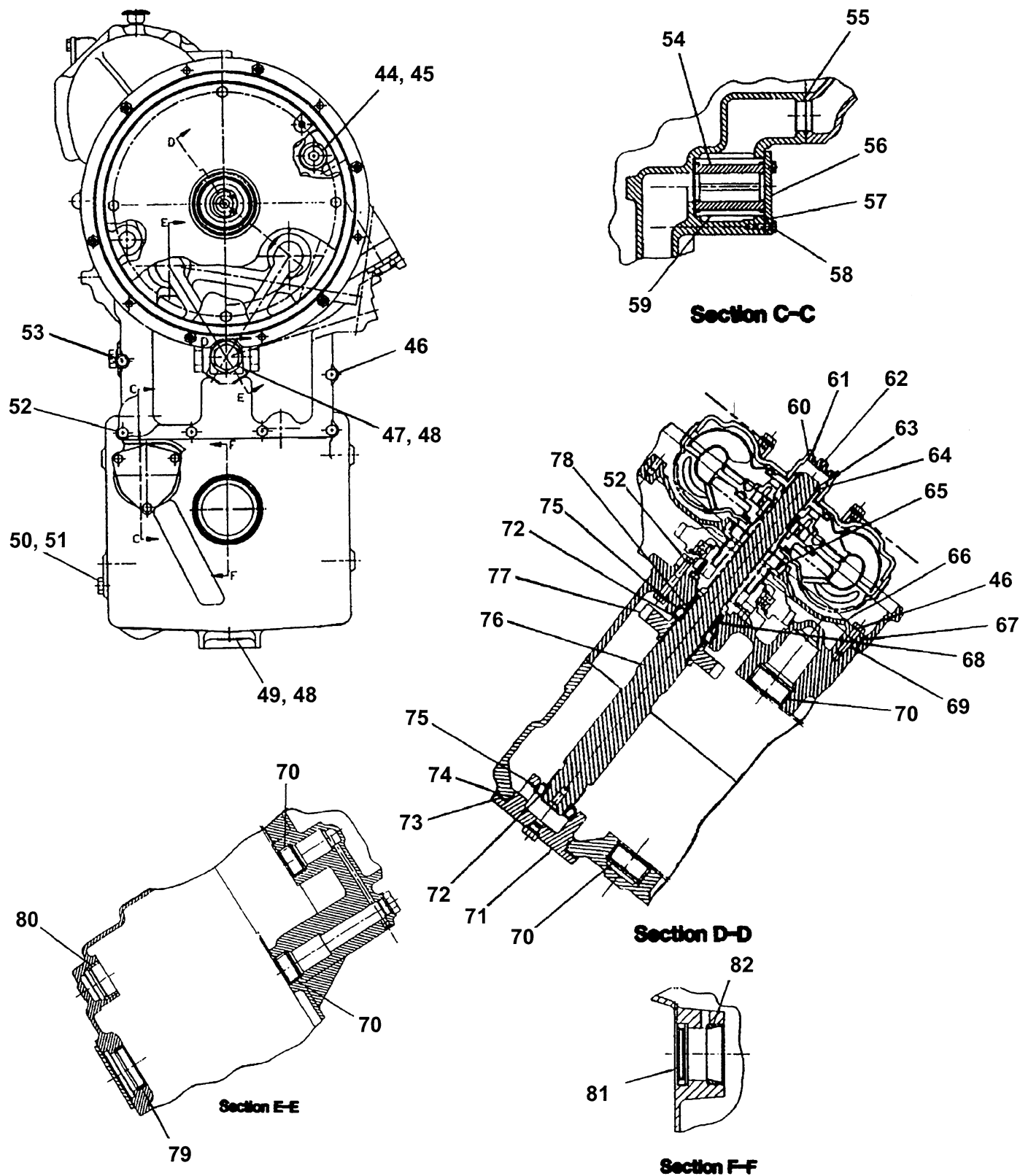


Figure P31039-6



## P31039-6 Case Assembly (2 of 2)

ITEM	PART NO.	DESCRIPTION	QTY.	SERIAL NO.	REMARKS
44	P32724	Seal	2	.....	
45	P32731	Plug	1	.....	
46	P32766	Bolt	8	.....	
47	P32723	Plug	3	.....	
48	P32768	Seal	4	.....	
49	P32767	Plug	1	.....	
50	P32788	Plug	1	.....	❶
51	P32787	Seal	1	.....	❶
52	P32740	Bolt	13	.....	
53	P32730	Bolt	1	.....	
54	P32761	Filter	1	.....	
55	P32760	Seal	1	.....	
56	P32765	Cover	1	.....	
57	P32764	Seal	1	.....	
58	P32763	Bolt	3	.....	
59	P32762	Screen	1	.....	
60	P32780	Seal	1	.....	
61	P32779	Ring	1	.....	
62	P32778	Plug	1	.....	
63	P32782	Ring	1	.....	
64	P32781	Spacer	1	.....	
65	P32758	Seal	1	.....	
66	P32756	Cover	1	.....	
67	P32777	Seal	1	.....	
68	P32757	Ring	1	.....	
69	P32776	Seal	4	.....	
70	P32748	Bearing	4	.....	
71	P32772	Cage	1	.....	
72	P32750	Cone	2	.....	
73	P32773	Shim - Pack	1	.....	
74	P32774	Seal	1	.....	
75	P32755	Cup	2	.....	
76	P32752	Shaft	1	.....	
77	P32902	Gear	1	.....	
78	P32903	Carrier	1	.....	
79	P32749	Race	1	.....	
80	P32747	Race	1	.....	
81	P32746	Seal	1	.....	
82	P32741	Cup	1	.....	

### NOTES:

❶ For shipping and storage only.

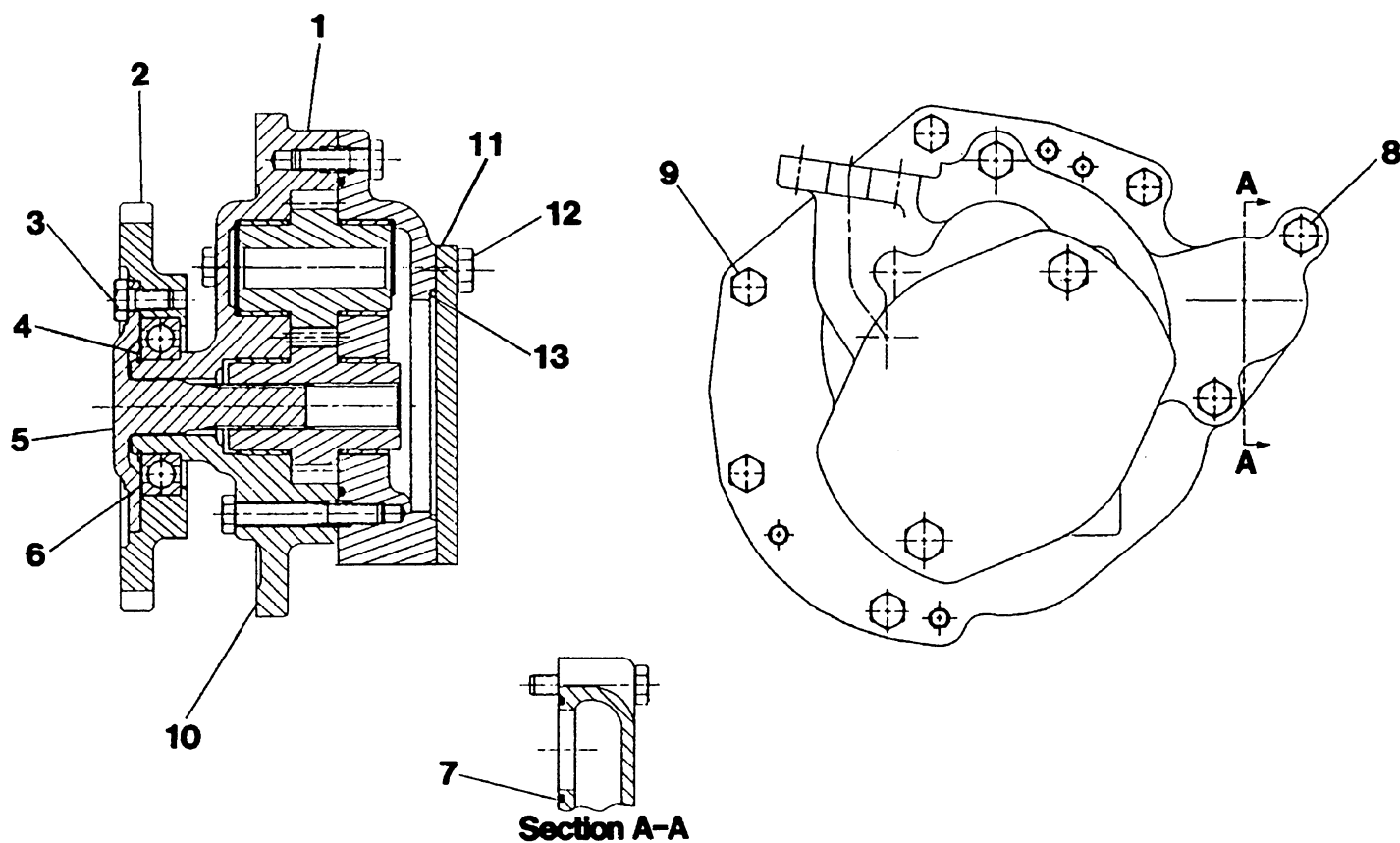


Figure P31039-7

**P31039-7 Gear Pump Assembly**

ITEM	PART NO.	DESCRIPTION	QTY.	SERIAL NO.	REMARKS
1	P32797	Pump Group	1	.....	
2	P32798	Gear	1	.....	
3	P32727	Bolt	6	.....	
4	P32799	Ring	1	.....	
5	P32800	Shaft	1	.....	
6	P32801	Bearing	1	.....	
7	P32802	Seal	1	.....	
8	P32803	Bolt	2	.....	
9	P32775	Bolt	5	.....	
10	P32721	Sealant	1	.....	
11	P32804	Cover	1	.....	
12	P32805	Bolt	2	.....	
13	P32806	Seal	1	.....	

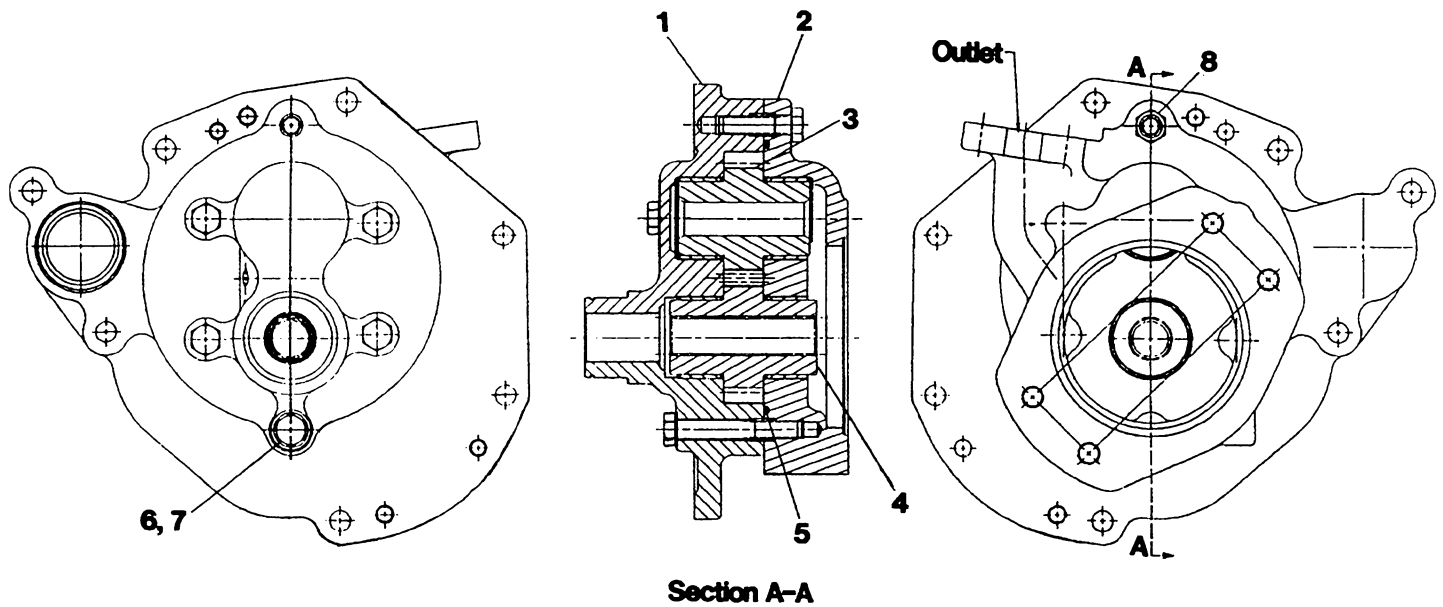


Figure P31039-8

**P31039-8 Gear Pump Assembly — Basic**

ITEM	PART NO.	DESCRIPTION	QTY.	SERIAL NO.	REMARKS
1	P32807	Body Assembly	1	.....	
2	P32808	Cover Assembly	1	.....	
3	P32809	Gear	1	.....	
4	P32810	Gear	1	.....	
5	P32811	Seal	1	.....	
6	P32812	Bolt	5	.....	
7	P32813	Washer	1	.....	
8	P32766	Bolt	1	.....	
NI	P32814	Plug	1	.....	

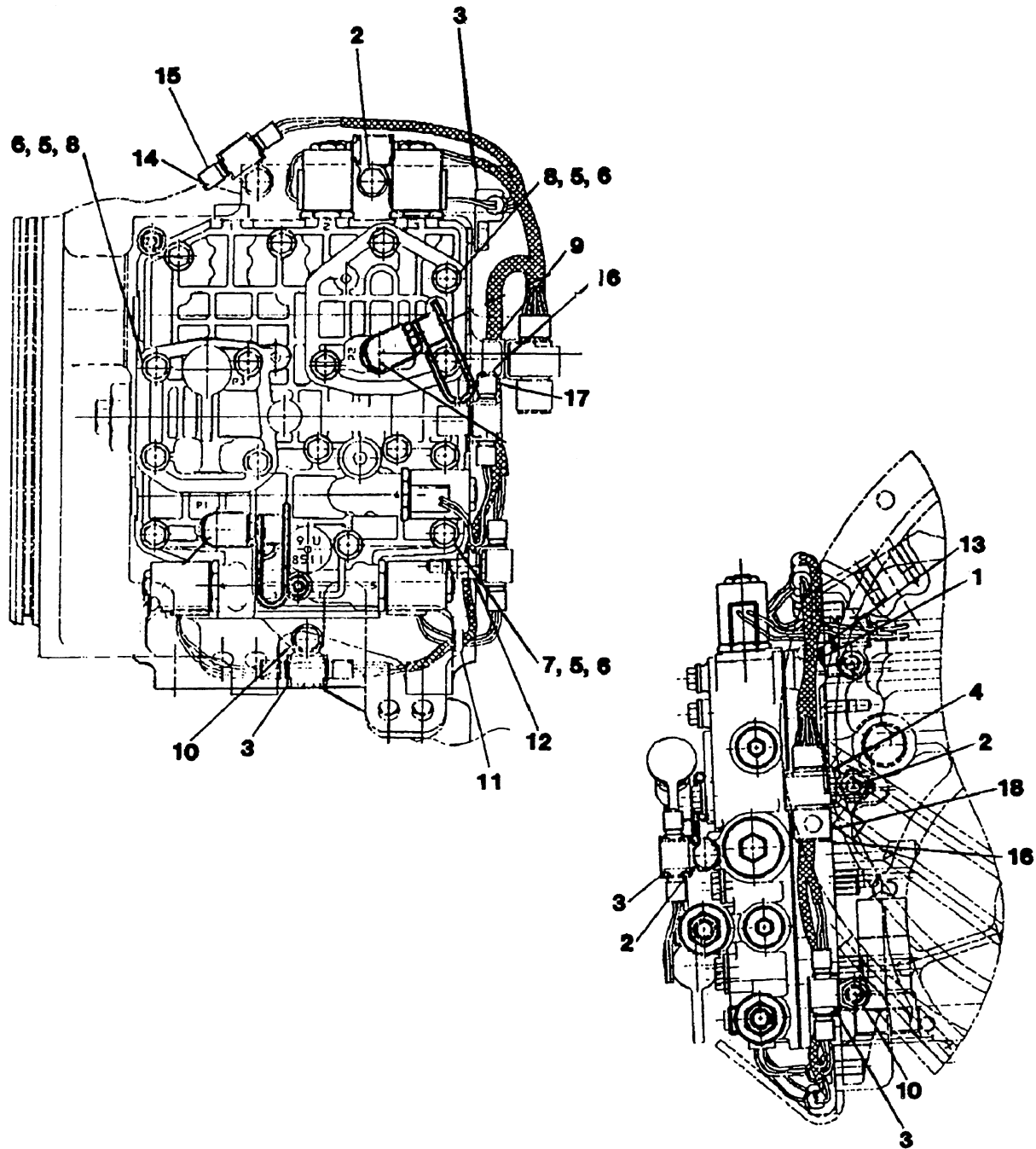


Figure P31039-9

**P31039-9 Hydraulic Control Assembly**

ITEM	PART NO.	DESCRIPTION	QTY.	SERIAL NO.	REMARKS
1	P32796	Seal	1	.....	
2	P32816	Bolt	5	.....	
3	P32817	Clip	6	.....	
4	P32818	Clip	1	.....	
5	P32819	Washer	34	.....	❶
6	P32820	Washer	17	.....	❶
7	P32821	Bolt	9	.....	❶
8	P32822	Bolt	8	.....	❶
9	P32823	Clip	1	.....	
10	P32727	Bolt	2	.....	
11	P32824	Strap	1	.....	
12	P32825	Clip	1	.....	
13	P32904	Valve Group	1	.....	
14	P32826	Plug	2	.....	
15	P32905	Housing	1	.....	
16	P32826	Plug	12	.....	
17	P32827	Housing	1	.....	
18	P32828	Housing	1	.....	

**NOTES:**

❶ For shipping and storage only.

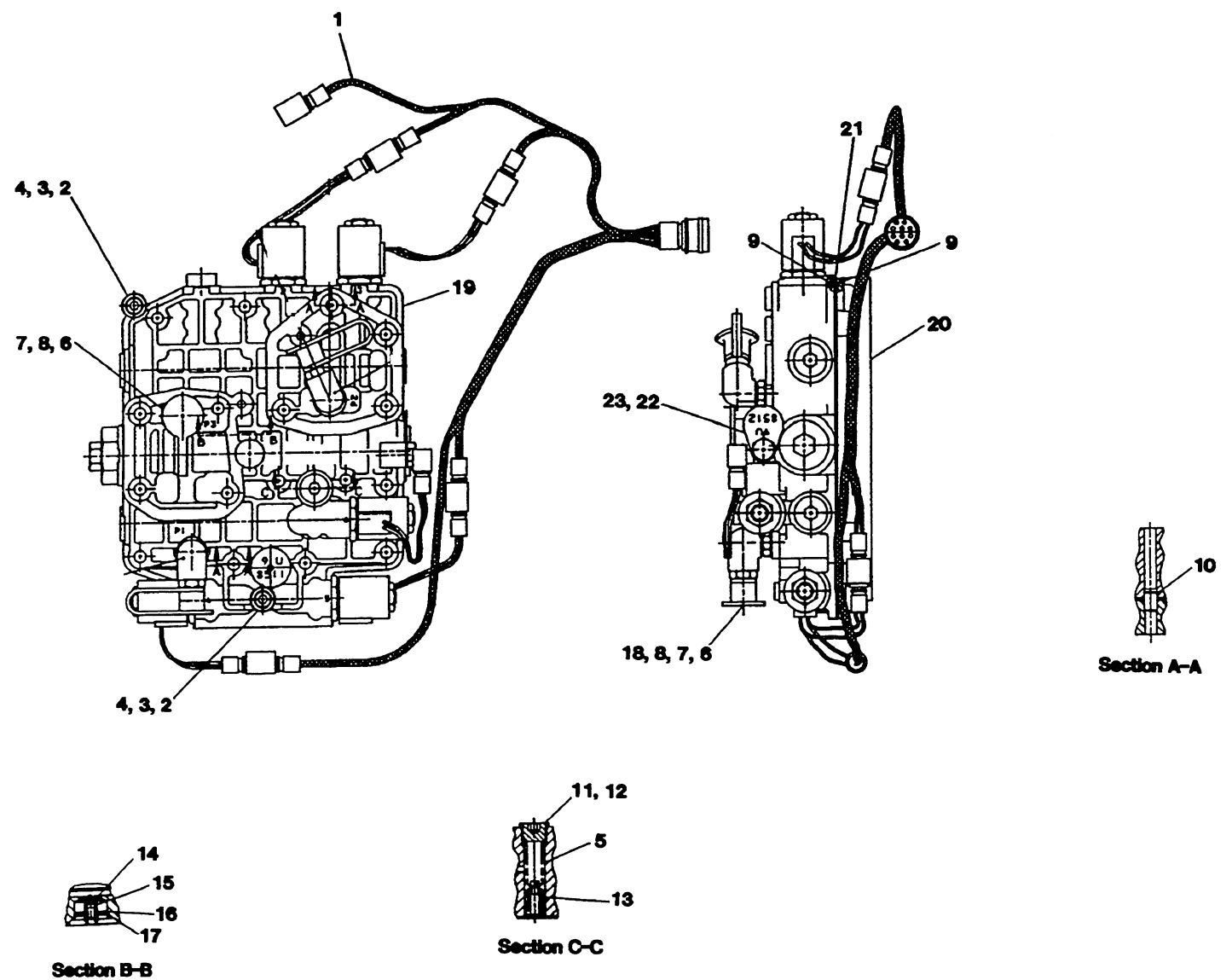
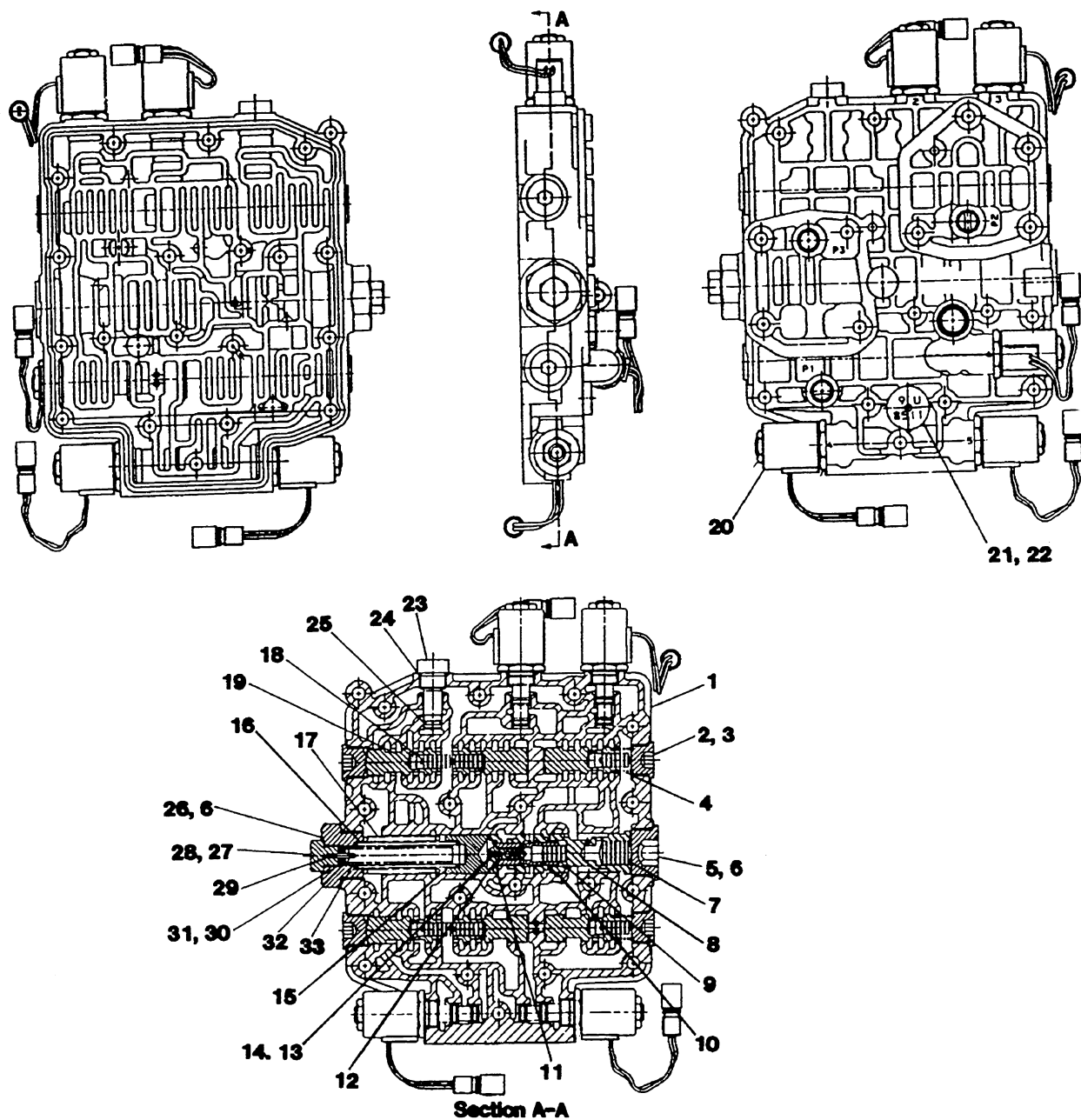


Figure P31039-10



**P31039-10 Unit Test Valve Assembly**

ITEM	PART NO.	DESCRIPTION	QTY.	SERIAL NO.	REMARKS
1	P31660	Lower Wiring Harness	1	.....	
2	P32829	Bolt	2	.....	
3	P32820	Washer	2	.....	
4	P32819	Washer	4	.....	
5	P32906	Spring	1	.....	
6	P32830	Nipple Assembly	3	.....	
7	P32729	Seal	5	.....	
8	P32831	Cap	3	.....	
9	P32832	Seal	2	.....	
10	P32833	Dowel	2	.....	
11	P32834	Plug	1	.....	
12	P32787	Seal	1	.....	
13	P32835	Plunger	1	.....	
14	P32836	Poppet	1	.....	
15	P32837	Spring	1	.....	
16	P32838	Retainer	1	.....	
17	P32839	Ring	1	.....	
18	P32840	Adapter	2	.....	
19	P32907	Valve Group	1	.....	
20	P32843	Manifold	1	.....	
21	P32844	Plate	1	.....	
22	P32908	Plate	1	.....	
23	P32816	Bolt	1	.....	
NI	P32909	Inst. - Test	-	.....	



**Figure P31039-11**

**P31039-11 Selector & Press. Control Valve Assembly**

ITEM	PART NO.	DESCRIPTION	QTY	SERIAL NO.	REMARKS
1	P32847	Body	1	.....	
2	P32848	Plug	4	.....	
3	P32849	Seal	4	.....	
4	P32850	Spring	2	.....	
5	P32851	Plug	1	.....	
6	P32768	Seal	2	.....	
7	P32852	Slug	1	.....	
8	P32853	Spool	1	.....	
9	P32854	Slug	1	.....	
10	P32855	Spool	1	.....	
11	P32856	Spacer	1	.....	
12	P32857	Ring	1	.....	
13	P32858	Plug	1	.....	
14	P32859	Seal	1	.....	
15	P32910	Piston	1	.....	
16	P32861	Spring	1	.....	
17	P32911	Spring	1	.....	
18	P32863	Slug	6	.....	
19	P32864	Spool	6	.....	
20	P32865	Valve Group	5	.....	
21	P32912	Plate	1	.....	
22	P32867	Screw	1	.....	
23	P32913	Plug	1	.....	
24	P32787	Seal	1	.....	
25	P32914	Seal	1	.....	
26	P32915	Plug	1	.....	
27	P32916	Plug	1	.....	
28	P32729	Seal	1	.....	
29	P32917	Pin	1	.....	
30	P32918	Spacer	4	.....	
31	P32919	Spacer	4	.....	
32	P32920	Ring	1	.....	
33	P32921	Spring	1	.....	
—	P32904	Valve Group	—	.....	
NI	P32909	Inst. - Test	—	.....	

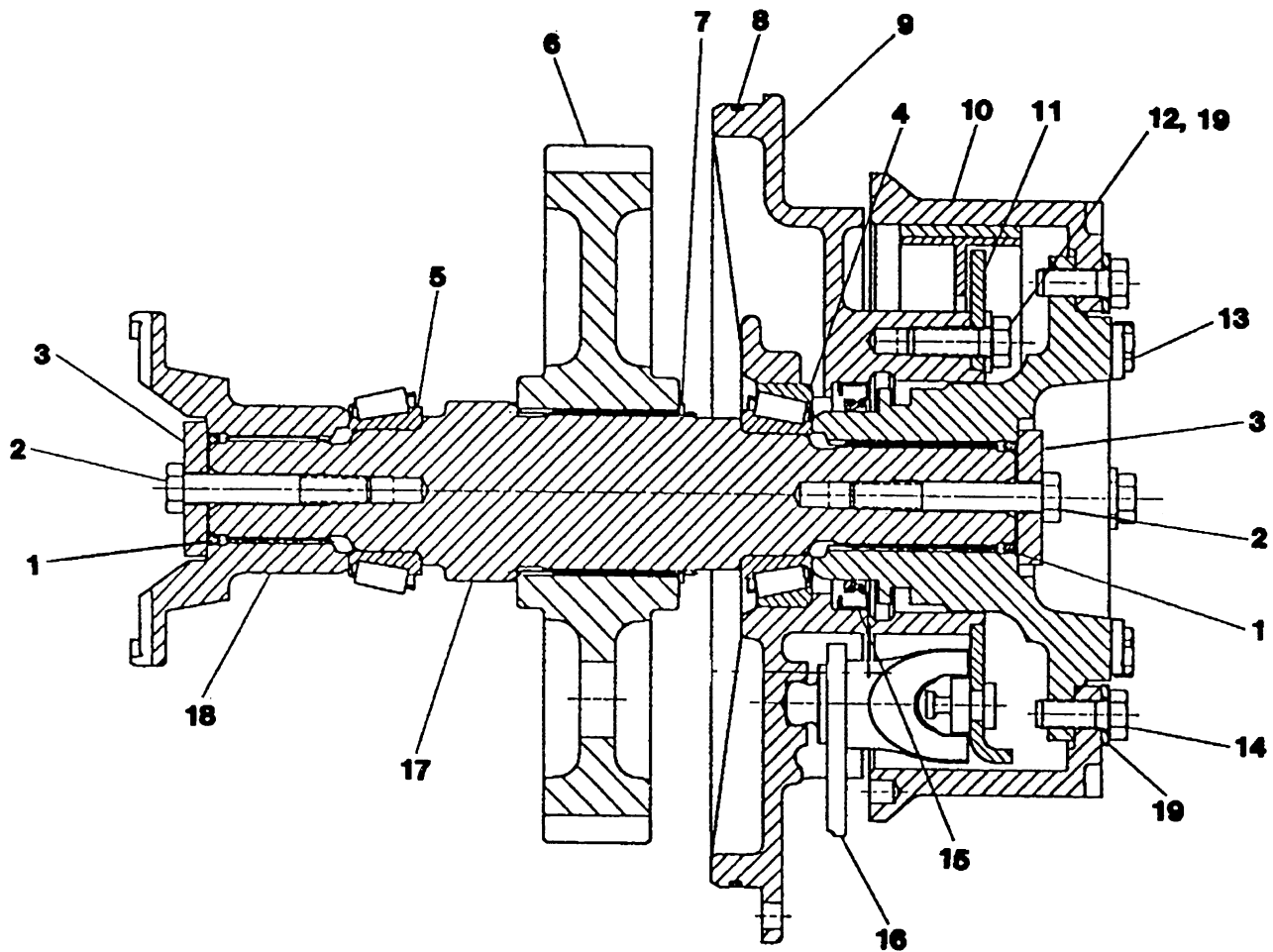
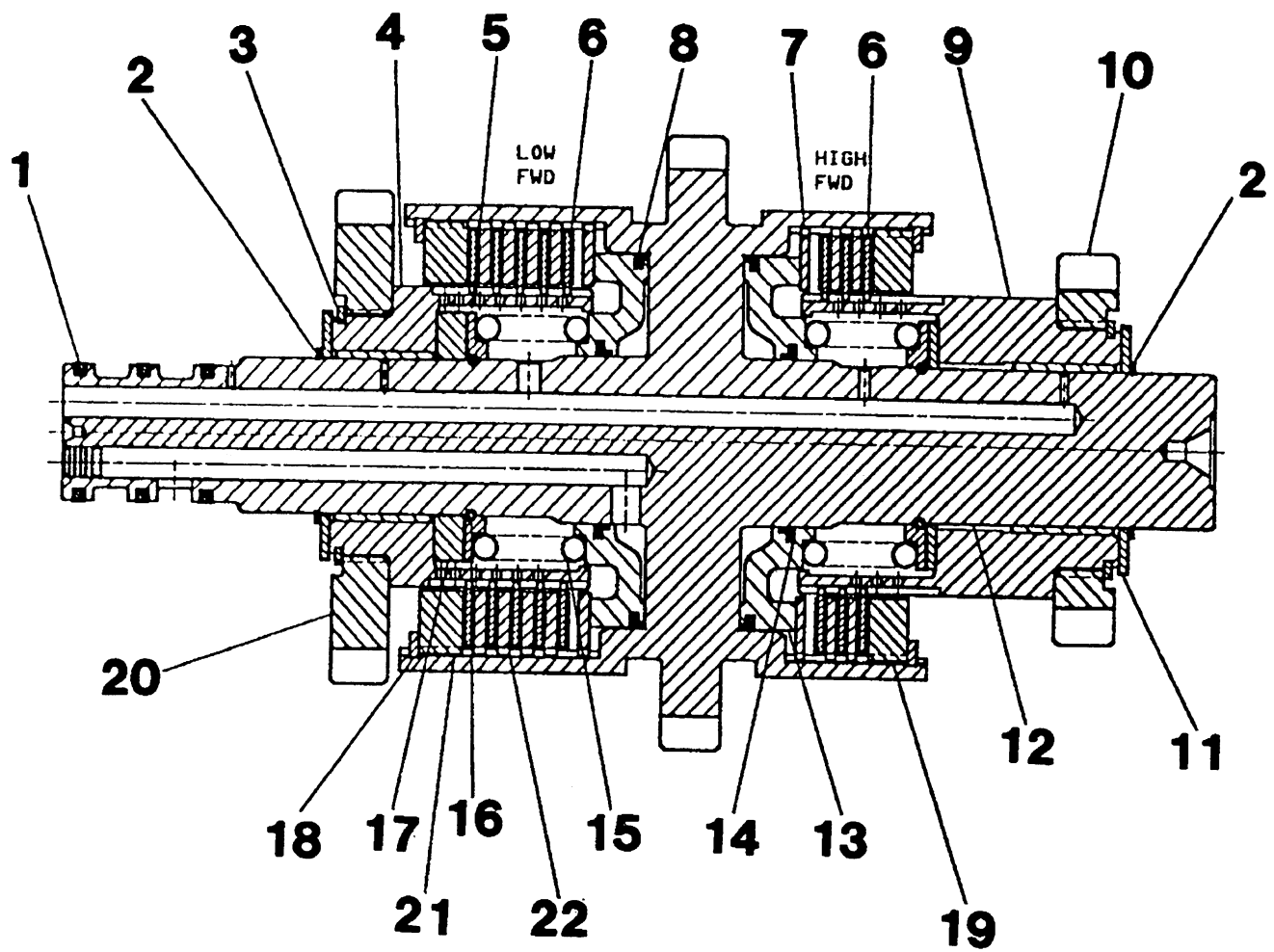


Figure P31039-12

**P31039-12 Output Assembly**

ITEM	PART NO.	DESCRIPTION	QTY.	SERIAL NO.	REMARKS
1	P32868	Seal	2	.....	
2	P32869	Bolt	2	.....	
3	P32870	Washer	2	.....	
4	P32741	Cup	1	.....	
5	P32871	Cone	2	.....	
6	P32922	Gear	1	.....	
7	P32873	Ring	1	.....	
8	P32874	Seal	1	.....	
9	P32875	Cage	1	.....	
10	P31600	Drum	1	.....	
11	P32876	Brake Group	1	.....	
12	P32877	Bolt	4	.....	
13	P32878	Yoke	1	.....	
14	P32805	Bolt	8	.....	
15	P32746	Seal	1	.....	
16	P32879	Lever Assembly	1	.....	
17	P32880	Shaft	1	.....	
18	P32881	Yoke	1	.....	
19	P32882	Washer	12	.....	



**Figure P31403-1**

**P31403-1 Forward Low & High Clutch Assembly**

ITEM	PART NO.	DESCRIPTION	QTY	SERIAL NO.	REMARKS
1	P31605	Ring	3	.....	
2	P31606	Ring	2	.....	
3	P31607	Ring	2	.....	
4	P31608	Hub Assembly	1	.....	
5	P31609	Retainer	2	.....	
6	P31610	Disc	8	.....	
7	P31611	Washer	3	.....	
8	P31612	Ring	2	.....	
9	P31613	Hub Assembly	1	.....	
10	P31614	Gear	1	.....	
11	P31615	Disc	3	.....	
12	P31616	Shaft Assembly	1	.....	
13	P31617	Piston	2	.....	
14	P31618	Ring	2	.....	
15	P31619	Spring	2	.....	
16	P31620	Ring	2	.....	
17	P31621	Disc	1	.....	
18	P31622	Ring	2	.....	
19	P31623	Plate	1	.....	
20	P31624	Gear	1	.....	
21	P31625	Plate	1	.....	
22	P31626	Plate	5	.....	

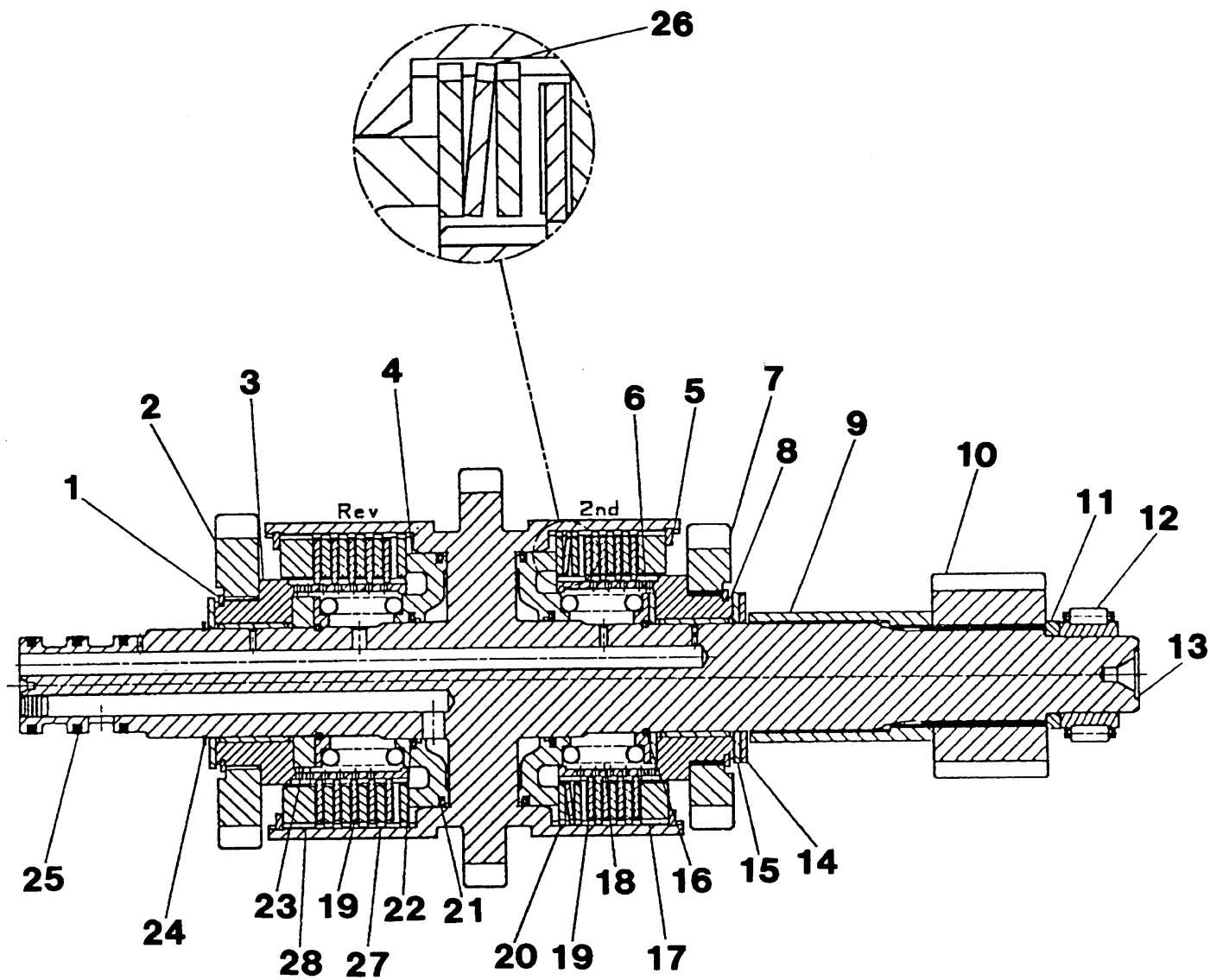


Figure P31403-2



**P31403-2 Reverse & 2nd Clutch Assembly**

ITEM	PART NO.	DESCRIPTION	QTY	SERIAL NO.	REMARKS
1	P31607	Ring	2	.....	
2	P31624	Gear	1	.....	
3	P31608	Hub Assembly	1	.....	
4	P31617	Piston	2	.....	
5	P31622	Ring	2	.....	
6	P31609	Retainer	2	.....	
7	P31627	Gear	1	.....	
8	P31628	Hub Assembly	1	.....	
9	P31629	Spacer	1	.....	
10	P31630	Gear	1	.....	
11	P31631	Spacer	1	.....	
12	P31632	Bearing	1	.....	
13	P31633	Shaft Assembly	1	.....	
14	P31634	Washer	1	.....	
15	P31615	Disc	3	.....	
16	P31620	Ring	2	.....	
17	P31623	Plate	1	.....	
18	P31619	Spring	2	.....	
19	P31610	Disc	9	.....	
20	P31611	Plate	5	.....	
21	P31612	Ring	2	.....	
22	P31618	Ring	2	.....	
23	P31621	Disc	1	.....	
24	P31606	Ring	1	.....	
25	P31605	Ring	3	.....	
26	P31635	Spring	1	.....	
27	P31626	Plate	5	.....	
28	P31625	Plate	1	.....	

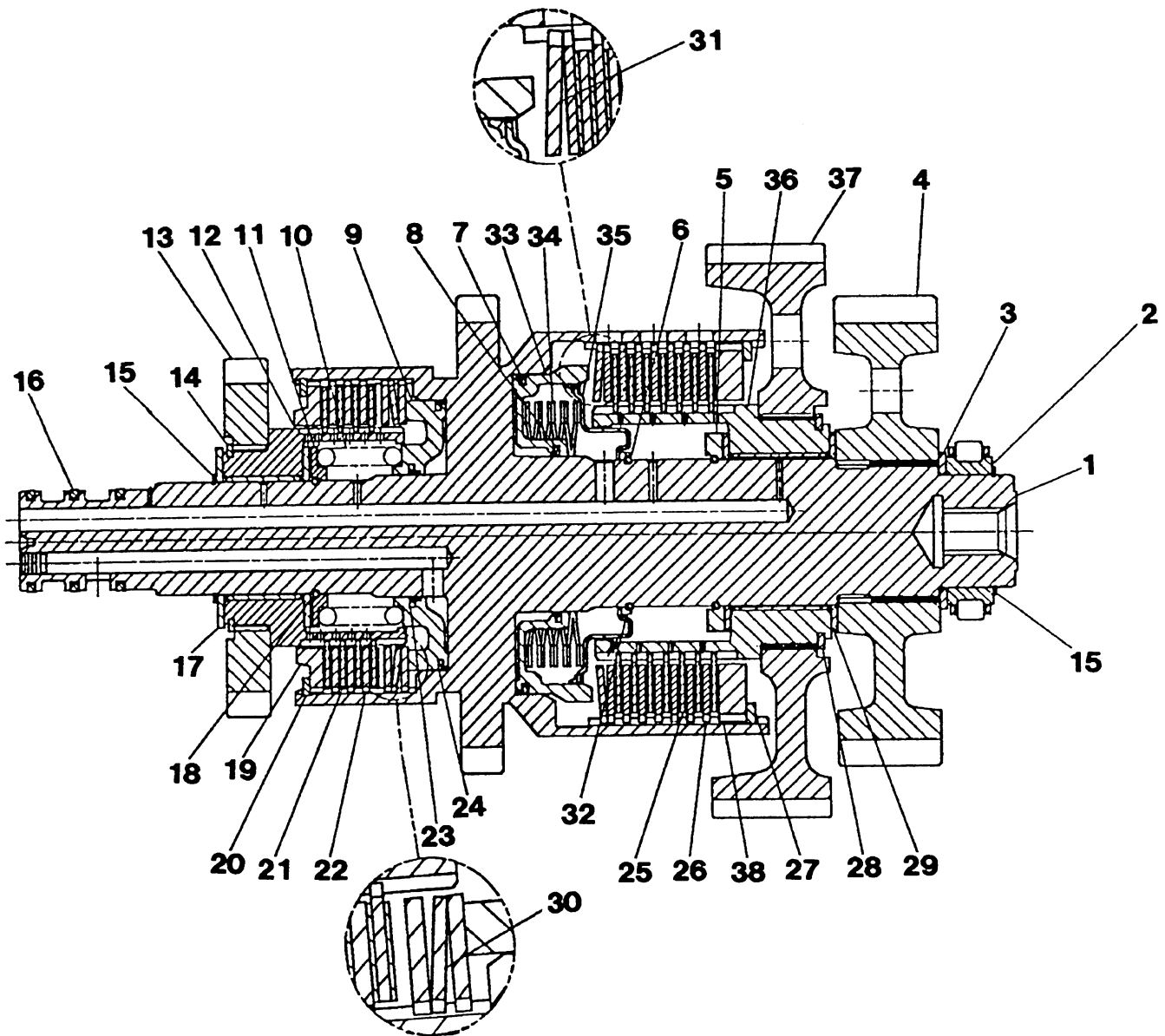
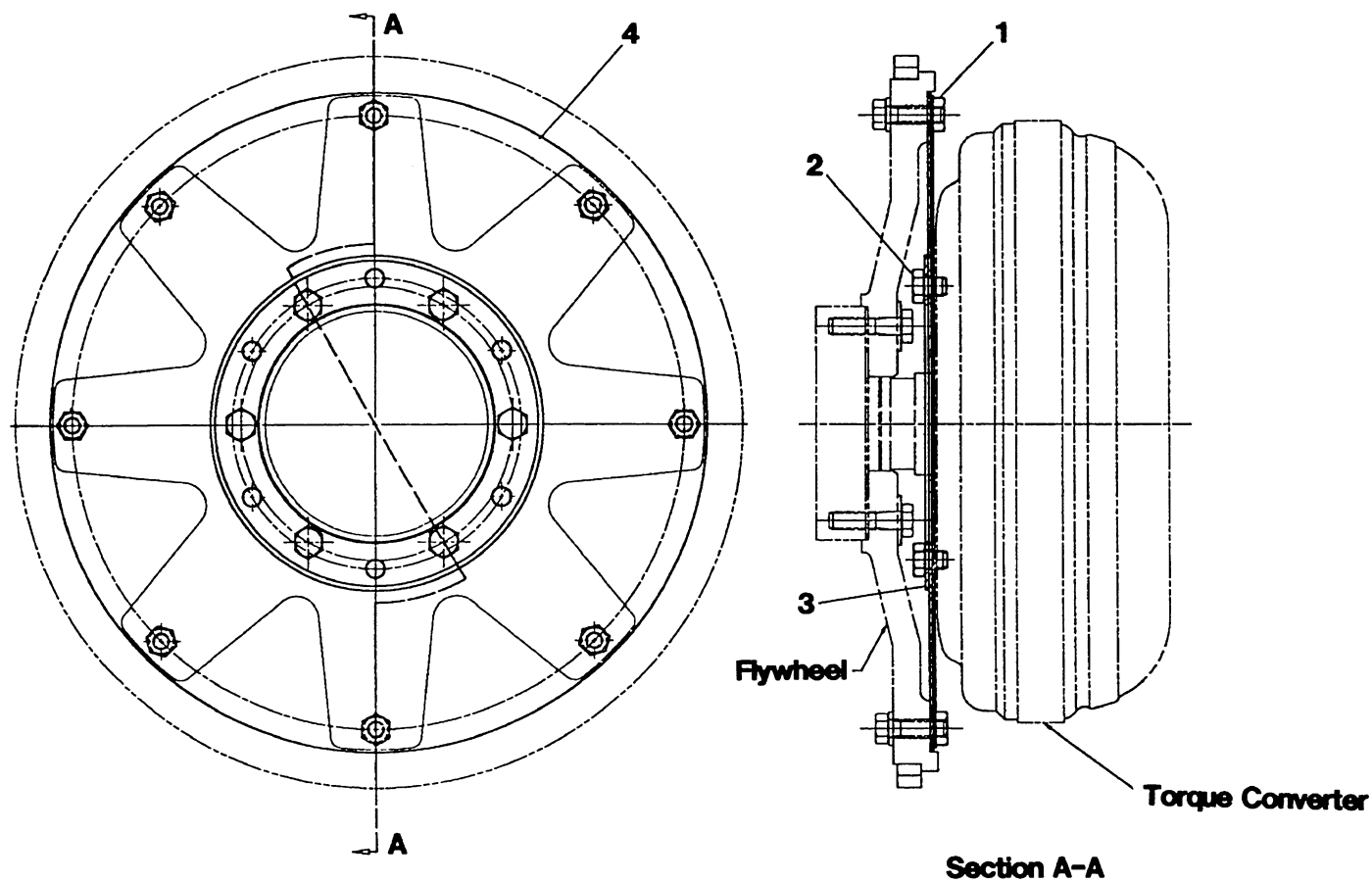


Figure P31403-3

**P31403-3 1st & 3rd Clutch Assembly**

ITEM	PART NO.	DESCRIPTION	QTY.	SERIAL NO.	REMARKS
1	P31636	Shaft Assembly	1	.....	
2	P31637	Bearing	1	.....	
3	P31638	Washer	1	.....	
4	P31639	Gear	1	.....	
5	P31640	Washer	1	.....	
6	P31641	Ring	2	.....	
7	P31642	Ring	1	.....	
8	P31643	Ring	1	.....	
9	P31617	Piston	1	.....	
10	P31619	Spring	1	.....	
11	P31609	Retainer	1	.....	
12	P31628	Hub Assembly	1	.....	
13	P31644	Gear	1	.....	
14	P31607	Ring	1	.....	
15	P31606	Ring	2	.....	
16	P31605	Ring	3	.....	
17	P31615	Disc	2	.....	
18	P31620	Ring	1	.....	
19	P31645	Plate	1	.....	
20	P31622	Ring	1	.....	
21	P31610	Disc	4	.....	
22	P31611	Plate	5	.....	
23	P31618	Ring	1	.....	
24	P31612	Ring	1	.....	
25	P31646	Disc	7	.....	
26	P31647	Plate	7	.....	
27	P31648	Ring	1	.....	
28	P31649	Ring	1	.....	
29	P32700	Disc	2	.....	
30	P31635	Spring	1	.....	
31	P32701	Spring	1	.....	
32	P32702	Ring	1	.....	
33	P32703	Piston	1	.....	
34	P32704	Spring	1	.....	
35	P32705	Seal Assembly	1	.....	
36	P32706	Hub Assembly	1	.....	
37	P32707	Gear	1	.....	
38	P32708	Plate	1	.....	



**Figure P31403-4**

**P31403-4 Flexible Coupling Assembly**

ITEM	PART NO.	DESCRIPTION	QTY	SERIAL NO.	REMARKS
1	P32709	Plate Assembly	1	.....	
2	P32710	Bolt	6	.....	
3	P32711	Plate	1	.....	
4	P32712	Plate	1	.....	

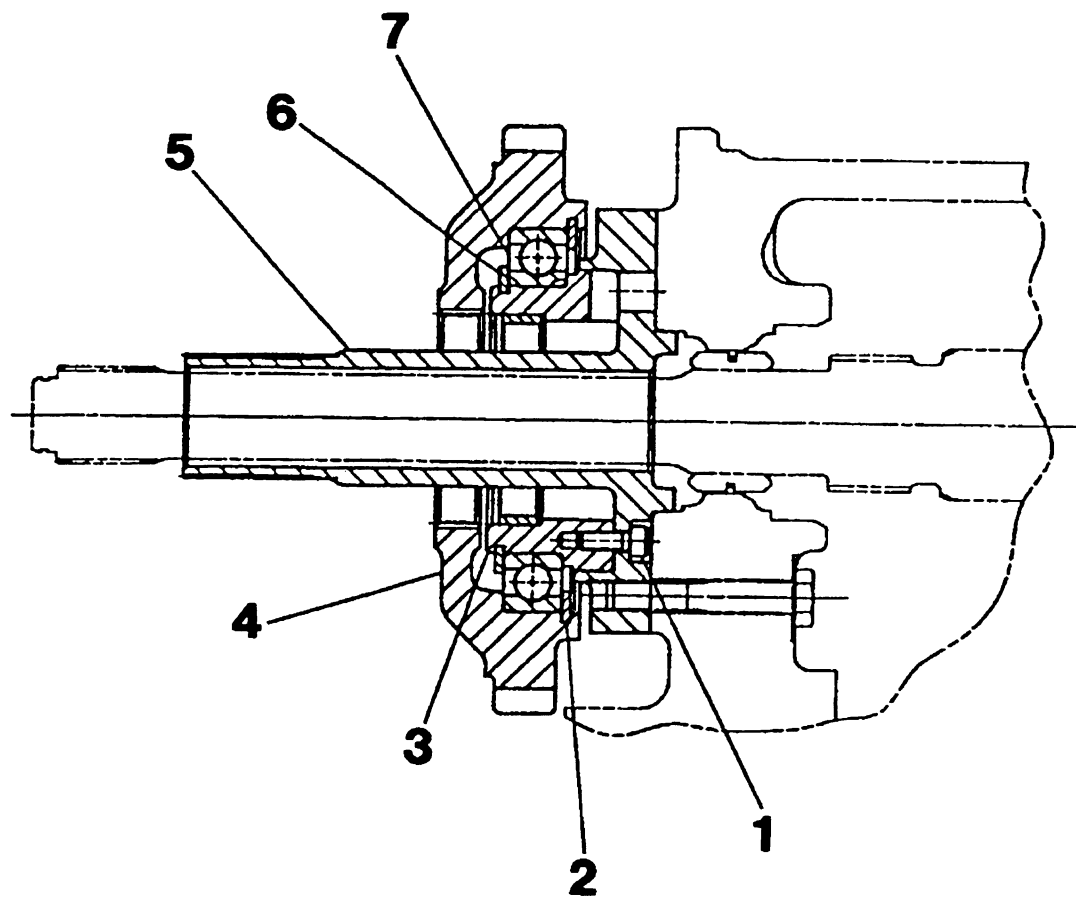
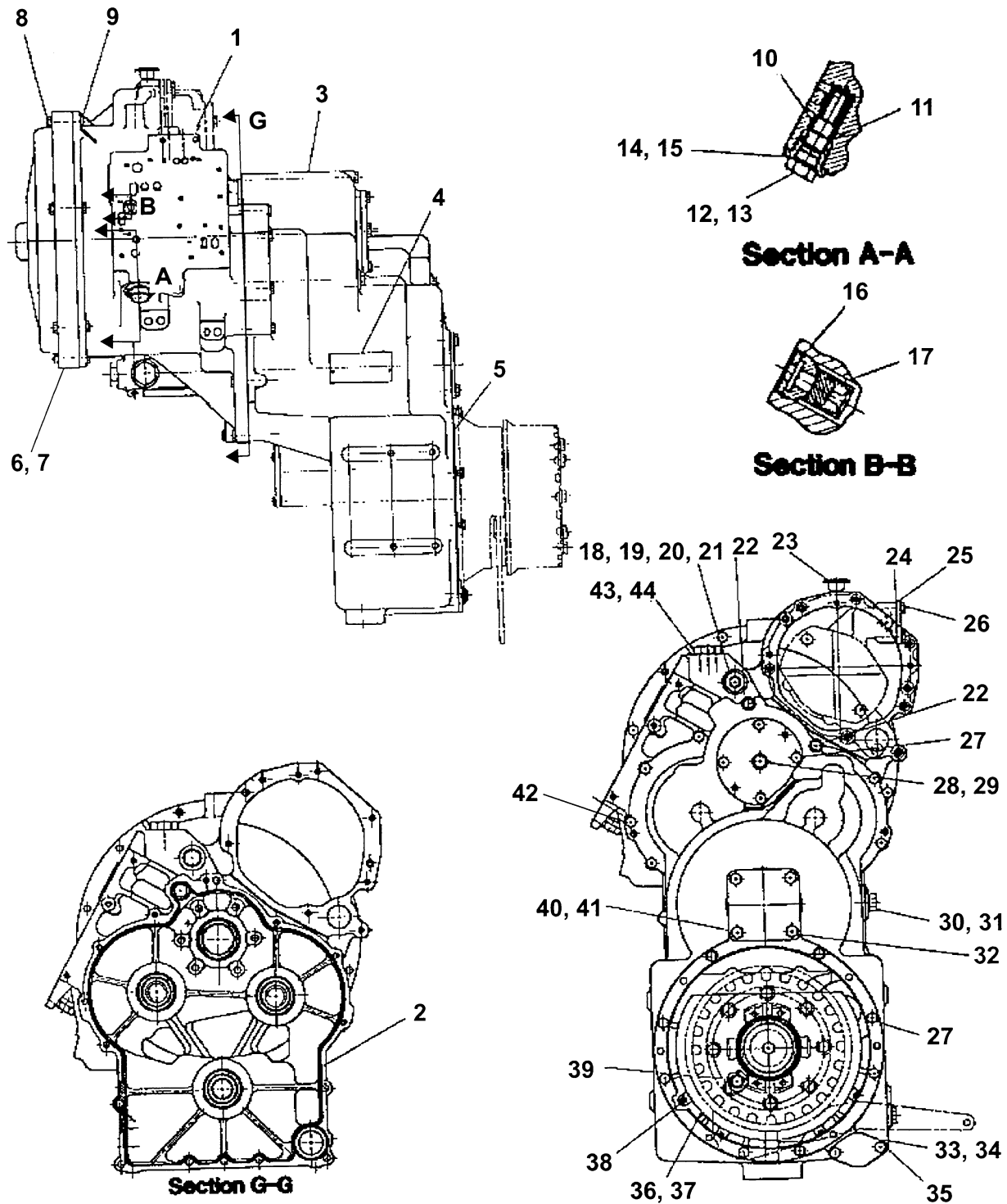


Figure P31403-5

**P31403-5 Pump Assembly**

ITEM	PART NO.	DESCRIPTION	QTY.	SERIAL NO.	REMARKS
1	P32713	Bolt	4	.....	
2	P32714	Ring	1	.....	
3	P32715	Support Assembly	1	.....	
4	P32716	Gear	1	.....	
5	P32717	Support	1	.....	
6	P32718	Ring	1	.....	
7	P32719	Bearing	1	.....	



**Figure P31403-6**



## P31403-6 Case Assembly (1 of 2)

ITEM	PART NO.	DESCRIPTION	QTY	SERIAL NO.	REMARKS
1	P32720	Cover Assembly	1	.....	
2	P32721	Sealant	5	.....	
3	P32722	Case	1	.....	
4	P32771	Plate	1	.....	
5	P32783	Shim - Pack	2	.....	
6	P32790	Cover	1	.....	①
7	P32796	Seal	1	.....	①
8	P32794	Nut	6	.....	①
9	P32795	Bolt	6	.....	①
10	P32770	Seal	2	.....	
11	P32745	Valve Group	1	.....	
12	P32724	Seal	1	.....	①
13	P32785	Plug	1	.....	①
14	P32744	Adapter	1	.....	
15	P32743	Seal	1	.....	
16	P32769	Seal	1	.....	
17	P32759	Valve Group	1	.....	
18	P32724	Seal	2	.....	
19	P32728	Plug	1	.....	①
20	P32742	Adapter	1	.....	
21	P32729	Seal	1	.....	①
22	P32726	Bolt	2	.....	
23	P32725	Breather	1	.....	
24	P32793	Gasket	1	.....	①
25	P32791	Cover	1	.....	①
26	P32792	Bolt	2	.....	①
27	P32775	Bolt	12	.....	
28	P32728	Plug	1	.....	
29	P32729	Seal	1	.....	
30	P32732	Plug	1	.....	
31	P32733	Gasket	1	.....	
32	P32734	Bolt	4	.....	
33	P32784	Cover	1	.....	①
34	P32786	Gasket	1	.....	①
35	P32727	Bolt	2	.....	①
36	P32736	Shield Assembly	1	.....	
37	P32735	Cover Assembly	1	.....	
38	P32737	Nut	4	.....	
39	P32727	Bolt	3	.....	
40	P32739	Gasket	1	.....	
41	P32789	Cover	1	.....	
42	P32740	Bolt	13	.....	
43	P32723	Plug	1	.....	①
44	P32768	Seal	1	.....	①

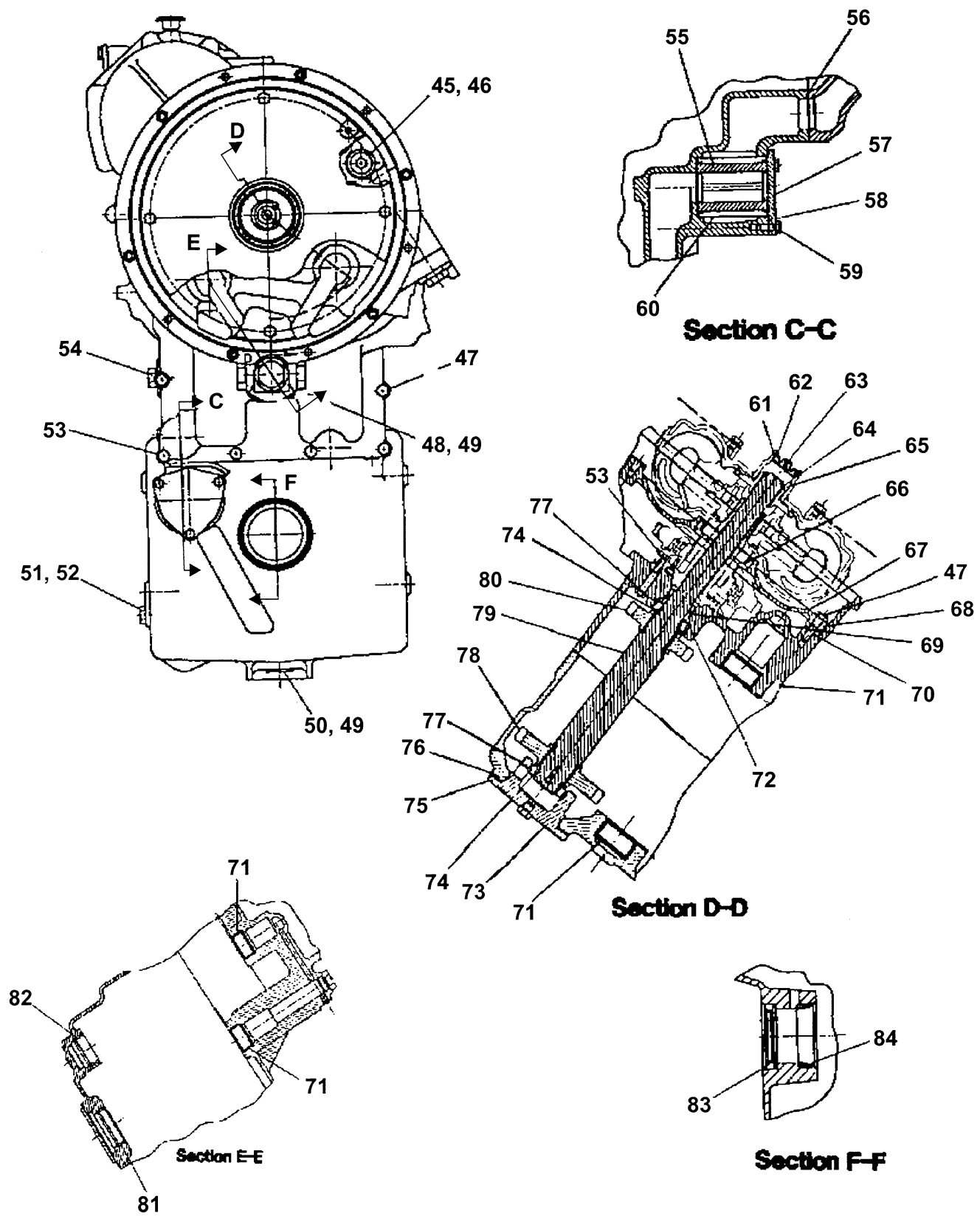


Figure P31403-6

## P31403-6 Case Assembly (2 of 2)

ITEM	PART NO.	DESCRIPTION	QTY.	SERIAL NO.	REMARKS
45	P32724	Seal	2	.....	
46	P32731	Plug	1	.....	
47	P32766	Bolt	8	.....	
48	P32723	Plug	3	.....	
49	P32768	Seal	4	.....	
50	P32767	Plug	1	.....	
51	P32788	Plug	1	.....	❶
52	P32787	Seal	1	.....	❶
53	P32740	Bolt	13	.....	
54	P32730	Bolt	1	.....	
55	P32761	Filter	1	.....	
56	P32760	Seal	1	.....	
57	P32765	Cover	1	.....	
58	P32764	Seal	1	.....	
59	P32763	Bolt	3	.....	
60	P32762	Screen	1	.....	
61	P32780	Seal	1	.....	
62	P32779	Ring	1	.....	
63	P32778	Plug	1	.....	
64	P32782	Ring	1	.....	
65	P32781	Spacer	1	.....	
66	P32758	Seal	1	.....	
67	P32756	Cover	1	.....	
68	P32777	Seal	1	.....	
69	P32757	Ring	1	.....	
70	P32776	Seal	4	.....	
71	P32748	Bearing	4	.....	
72	P32754	Carrier	1	.....	
73	P32772	Cage	1	.....	
74	P32750	Cone	2	.....	
75	P32773	Shim - Pack	1	.....	
76	P32774	Seal	1	.....	
77	P32755	Cup	2	.....	
78	P32753	Gear	1	.....	
79	P32752	Shaft	1	.....	
80	P32751	Gear	1	.....	
81	P32749	Race	1	.....	
82	P32747	Race	1	.....	
83	P32746	Seal	1	.....	
84	P32741	Cup	1	.....	

### NOTES:

❶ For shipping and storage only.

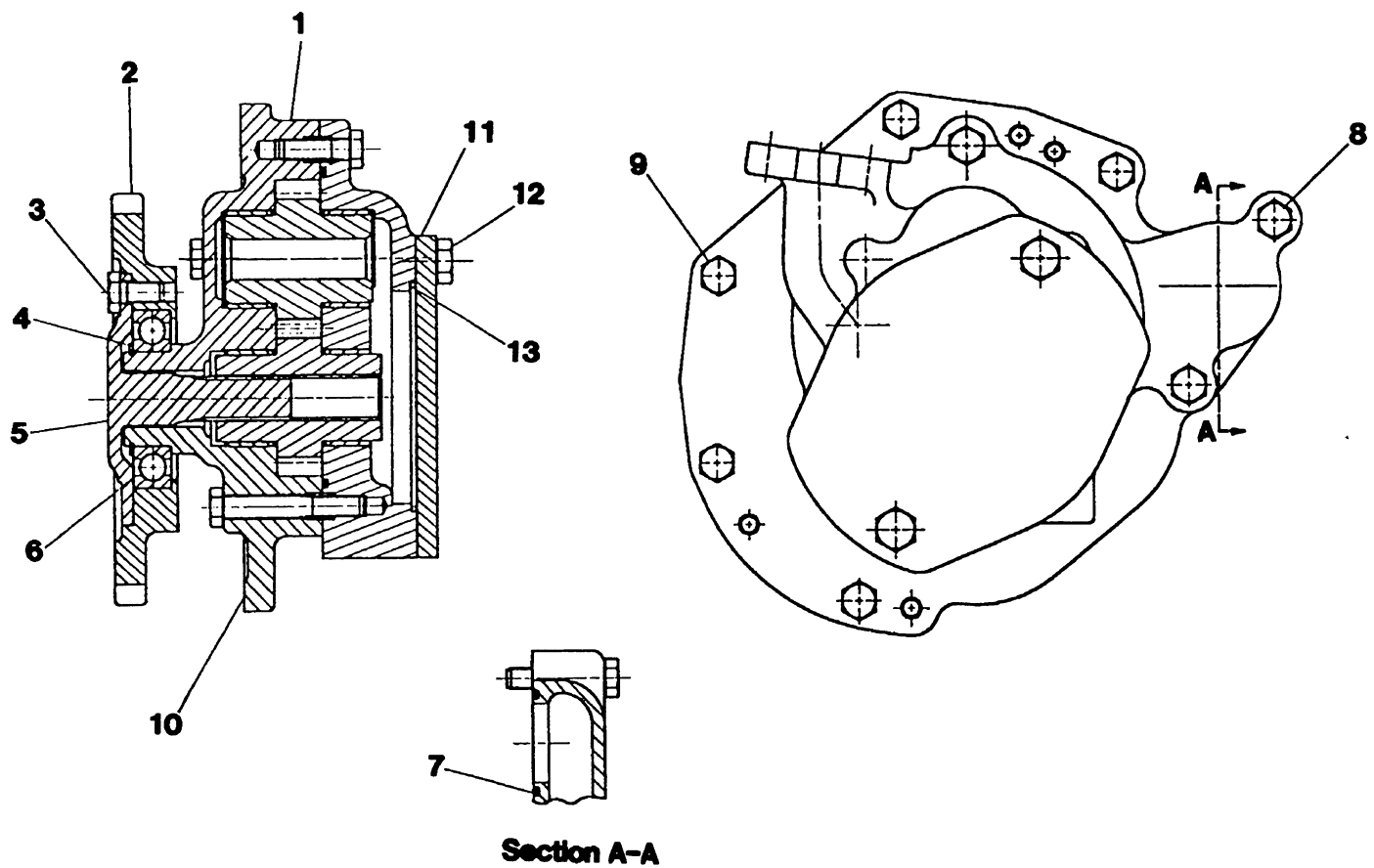
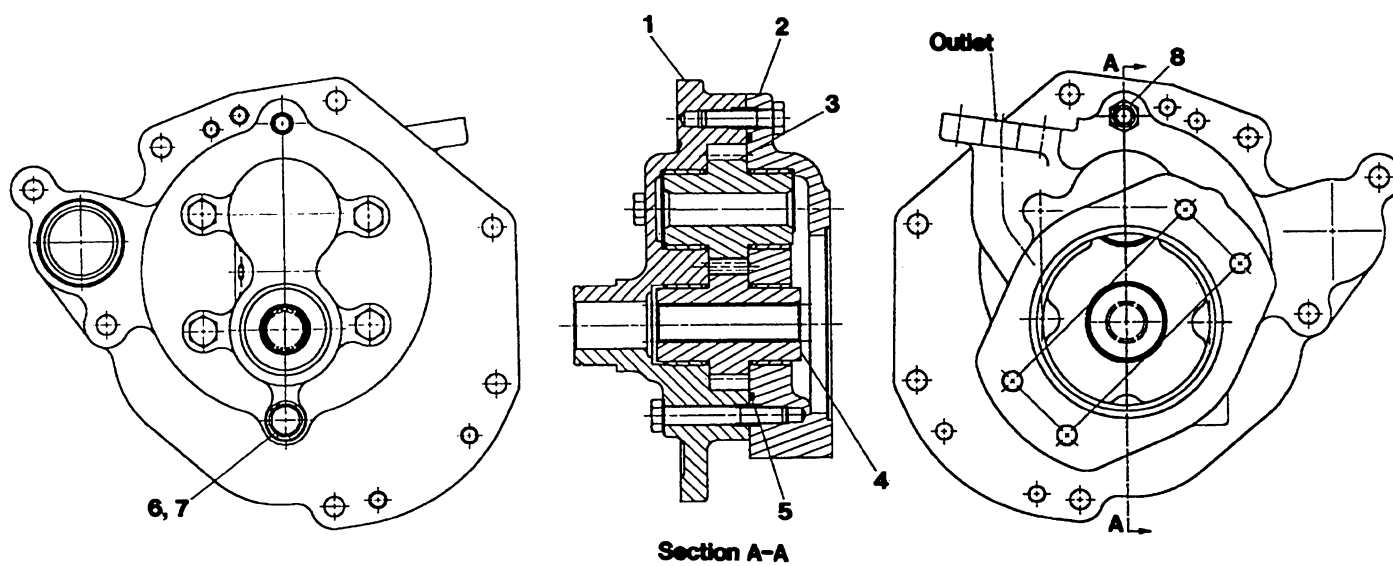


Figure P31403-7

**P31403-7 Gear Pump Assembly**

ITEM	PART NO.	DESCRIPTION	QTY	SERIAL NO.	REMARKS
1	P32797	Pump Group	1	.....	
2	P32798	Gear	1	.....	
3	P32727	Bolt	6	.....	
4	P32799	Ring	1	.....	
5	P32800	Shaft	1	.....	
6	P32801	Bearing	1	.....	
7	P32802	Seal	1	.....	
8	P32803	Bolt	2	.....	
9	P32775	Bolt	5	.....	
10	P32721	Sealant	A/R	.....	
11	P32804	Cover	1	.....	
12	P32805	Bolt	2	.....	
13	P32806	Seal	1	.....	



**Figure P31403-8**

**P31403-8 Gear Pump Assembly — Basic**

ITEM	PART NO.	DESCRIPTION	QTY.	SERIAL NO.	REMARKS
1	P32807	Body Assembly	1	.....	
2	P32808	Cover Assembly	1	.....	
3	P32809	Gear	1	.....	
4	P32810	Gear	1	.....	
5	P32811	Seal	1	.....	
6	P32812	Bolt	5	.....	
7	P32813	Washer	1	.....	
8	P32766	Bolt	1	.....	
NI	P32814	Plug	1	.....	

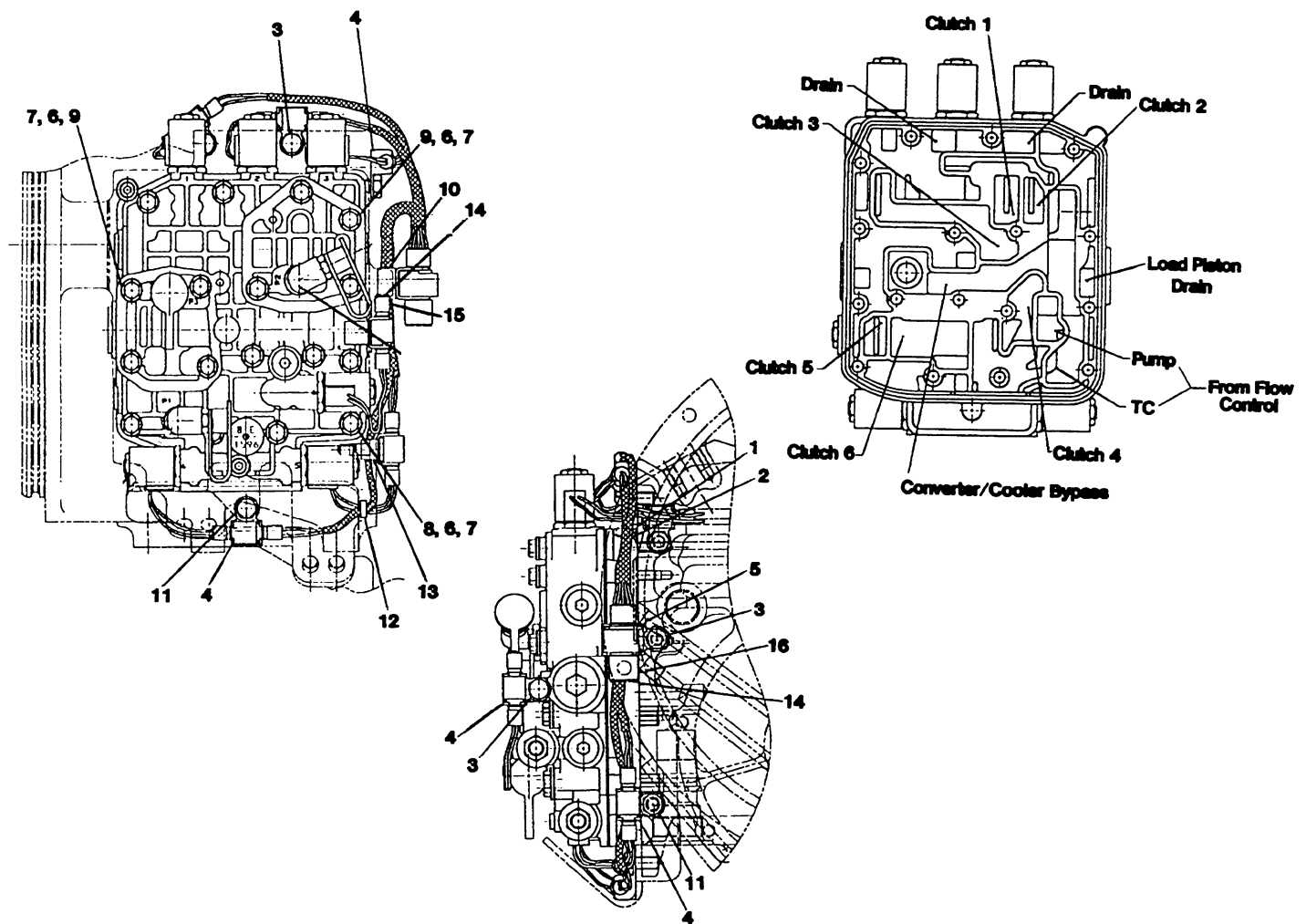
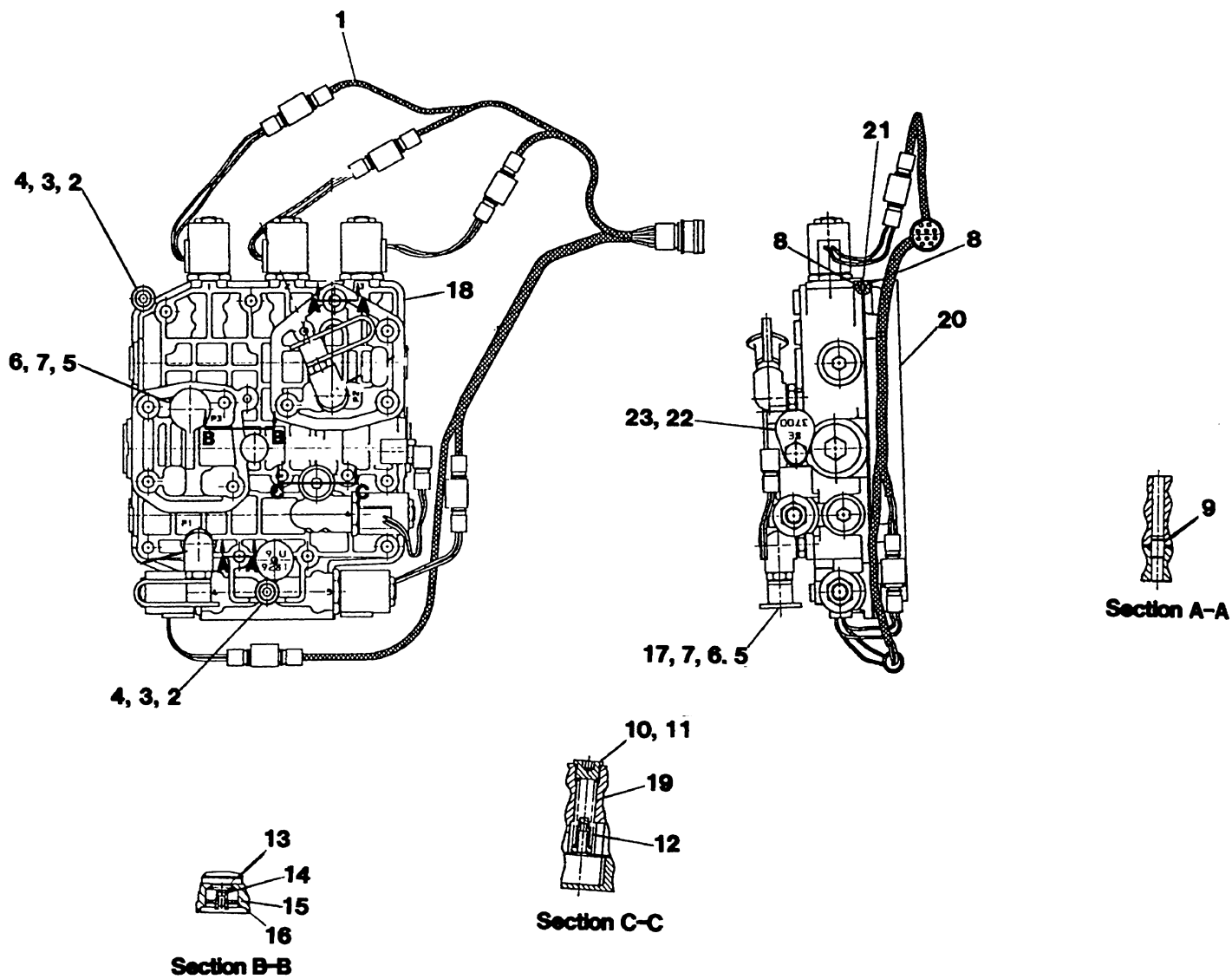


Figure P31403-9



**P31403-9 Hydraulic Control Assembly**

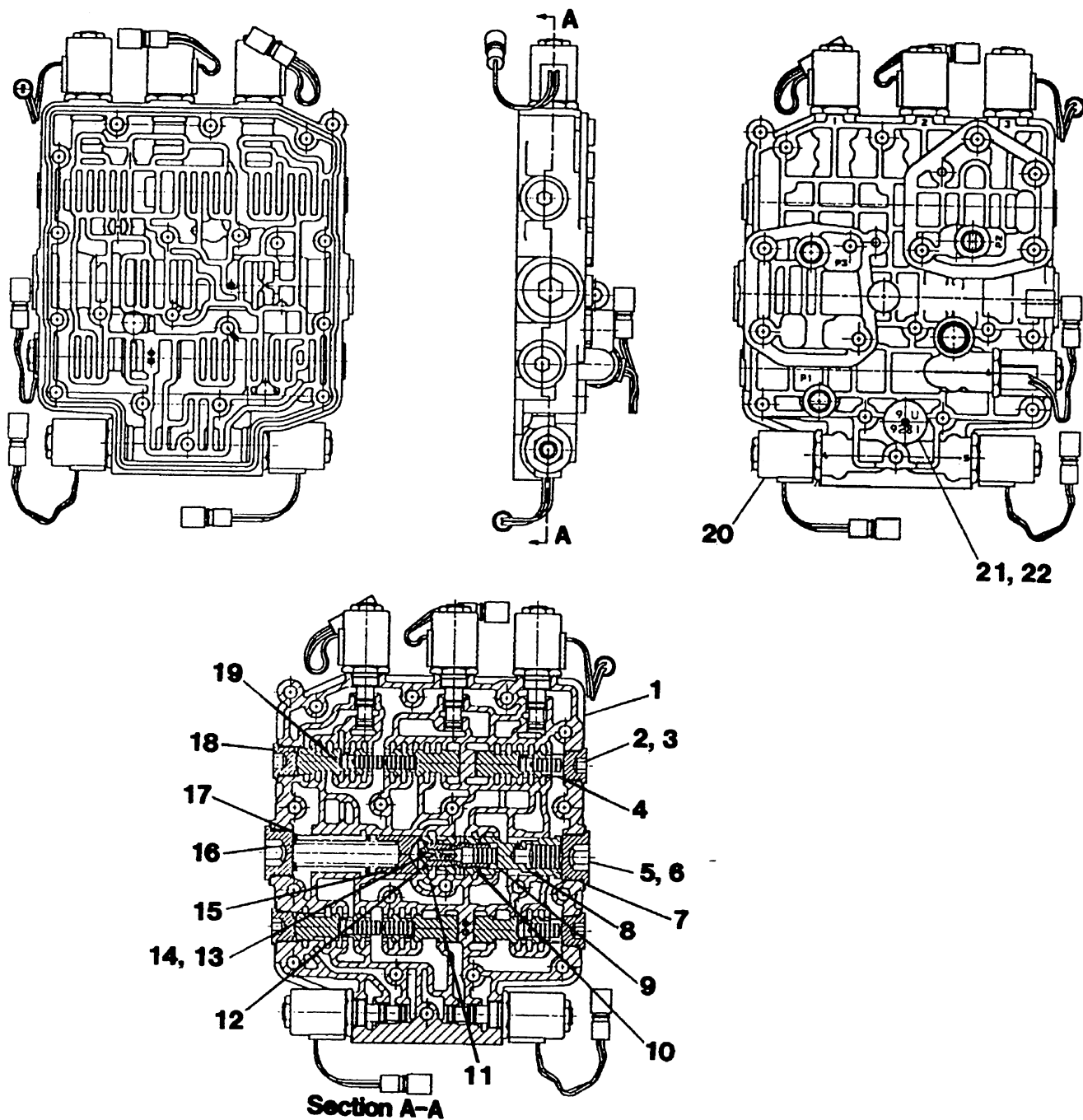
ITEM	PART NO.	DESCRIPTION	QTY	SERIAL NO.	REMARKS
1	P32815	Valve Group	1	.....	
2	P32796	Seal	1	.....	
3	P32816	Bolt	5	.....	
4	P32817	Clip	6	.....	
5	P32818	Clip	1	.....	
6	P32819	Washer	34	.....	
7	P32820	Washer	17	.....	
8	P32821	Bolt	9	.....	
9	P32822	Bolt	8	.....	
10	P32823	Clip	1	.....	
11	P32727	Bolt	2	.....	
12	P32824	Strap	1	.....	
13	P32825	Clip	1	.....	
14	P32826	Plug	12	.....	
15	P32827	Housing	1	.....	
16	P32828	Housing	1	.....	



**Figure P31403-10**

**P31403-10 Unit Test Valve Assembly**

ITEM	PART NO.	DESCRIPTION	QTY.	SERIAL NO.	REMARKS
1	P31660	Lower Wiring Harness	1	.....	
2	P32829	Bolt	2	.....	
3	P32820	Washer	2	.....	
4	P32819	Washer	4	.....	
5	P32830	Nipple Assembly	3	.....	
6	P32729	Seal	5	.....	
7	P32831	Cap	3	.....	
8	P32832	Seal	2	.....	
9	P32833	Dowel	2	.....	
10	P32834	Plug	1	.....	
11	P32787	Seal	1	.....	
12	P32835	Plunger	1	.....	
13	P32836	Poppet	1	.....	
14	P32837	Spring	1	.....	
15	P32838	Retainer	1	.....	
16	P32839	Ring	1	.....	
17	P32840	Adapter	2	.....	
18	P32841	Valve Group	1	.....	
19	P32842	Spring	1	.....	
20	P32843	Manifold	1	.....	
21	P32844	Plate	1	.....	
22	P32845	Plate	1	.....	
23	P32816	Bolt	1	.....	
—	P32846	Inst. - Test	—	.....	



**Figure P31403-11**

**P31403-11 Selector & Press. Control Valve Assembly**

ITEM	PART NO.	DESCRIPTION	QTY	SERIAL NO.	REMARKS
1	P32847	Body	1	.....	
2	P32848	Plug	4	.....	
3	P32849	Seal	4	.....	
4	P32850	Spring	2	.....	
5	P32851	Plug	2	.....	
6	P32768	Seal	2	.....	
7	P32852	Slug	1	.....	
8	P32853	Spool	1	.....	
9	P32854	Slug	1	.....	
10	P32855	Spool	1	.....	
11	P32856	Spacer	1	.....	
12	P32857	Ring	1	.....	
13	P32858	Plug	1	.....	
14	P32859	Seal	1	.....	
15	P32860	Piston	1	.....	
16	P32861	Spring	1	.....	
17	P32862	Spring	1	.....	
18	P32863	Slug	6	.....	
19	P32864	Spool	6	.....	
20	P32865	Valve Group	5	.....	
21	P32866	Plate	1	.....	
22	P32867	Screw	1	.....	
—	P32846	Inst. - Test	—	.....	
—	P32815	Valve Group	—	.....	

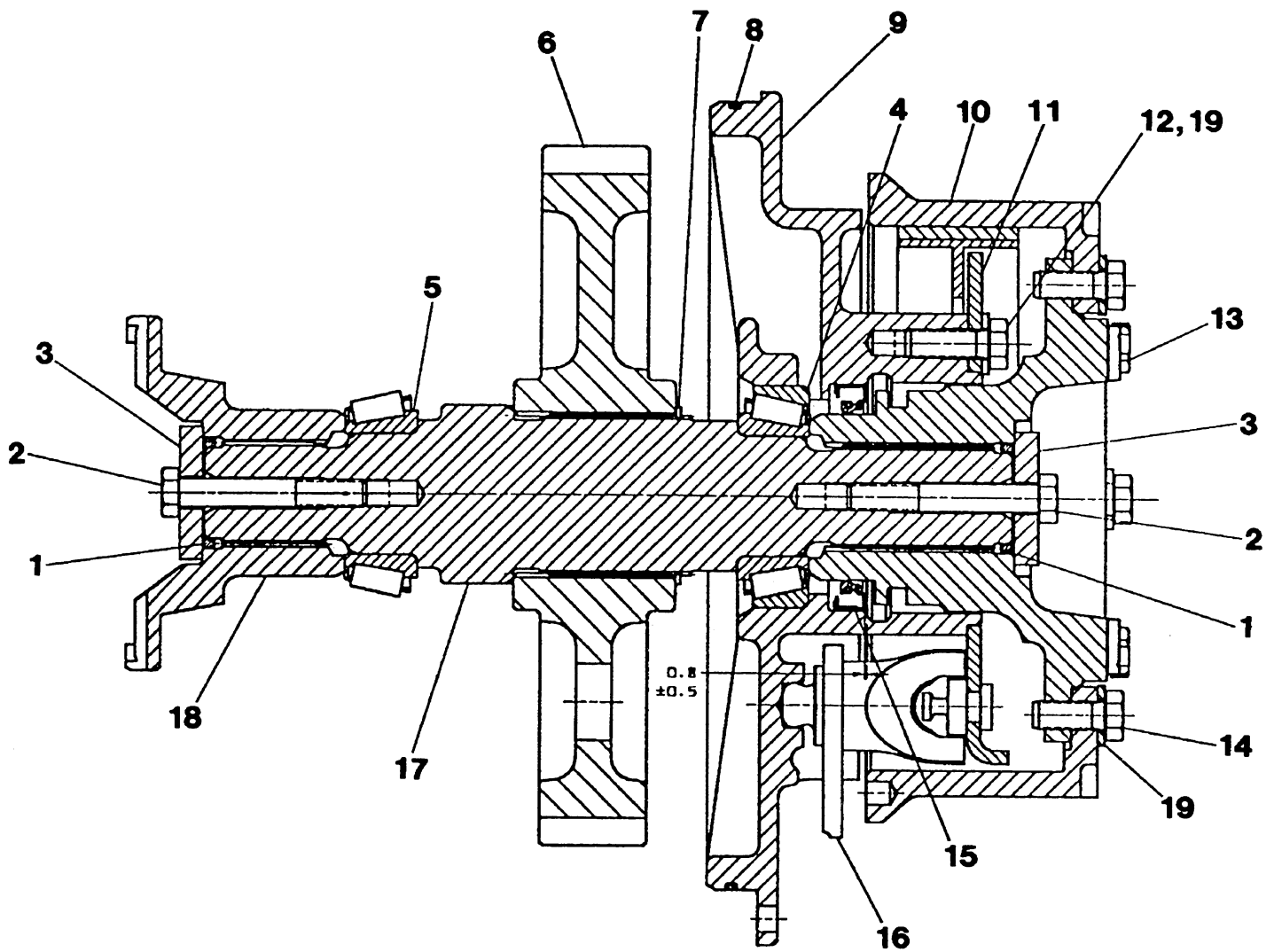


Figure P31403-12

**P31403-12 Output Assembly**

ITEM	PART NO.	DESCRIPTION	QTY	SERIAL NO.	REMARKS
1	P32868	Seal	2	.....	
2	P32869	Bolt	2	.....	
3	P32870	Washer	2	.....	
4	P32741	Cup	1	.....	
5	P32871	Cone	2	.....	
6	P32872	Gear	1	.....	
7	P32873	Ring	1	.....	
8	P32874	Seal	1	.....	
9	P32875	Cage	1	.....	
10	P31600	Drum	1	.....	
11	P32876	Brake Group	1	.....	
12	P32877	Bolt	4	.....	
13	P32878	Yoke	1	.....	
14	P32805	Bolt	8	.....	
15	P32746	Seal	1	.....	
16	P32879	Lever Assembly	1	.....	
17	P32880	Shaft	1	.....	
18	P32881	Yoke	1	.....	
19	P32882	Washer	12	.....	

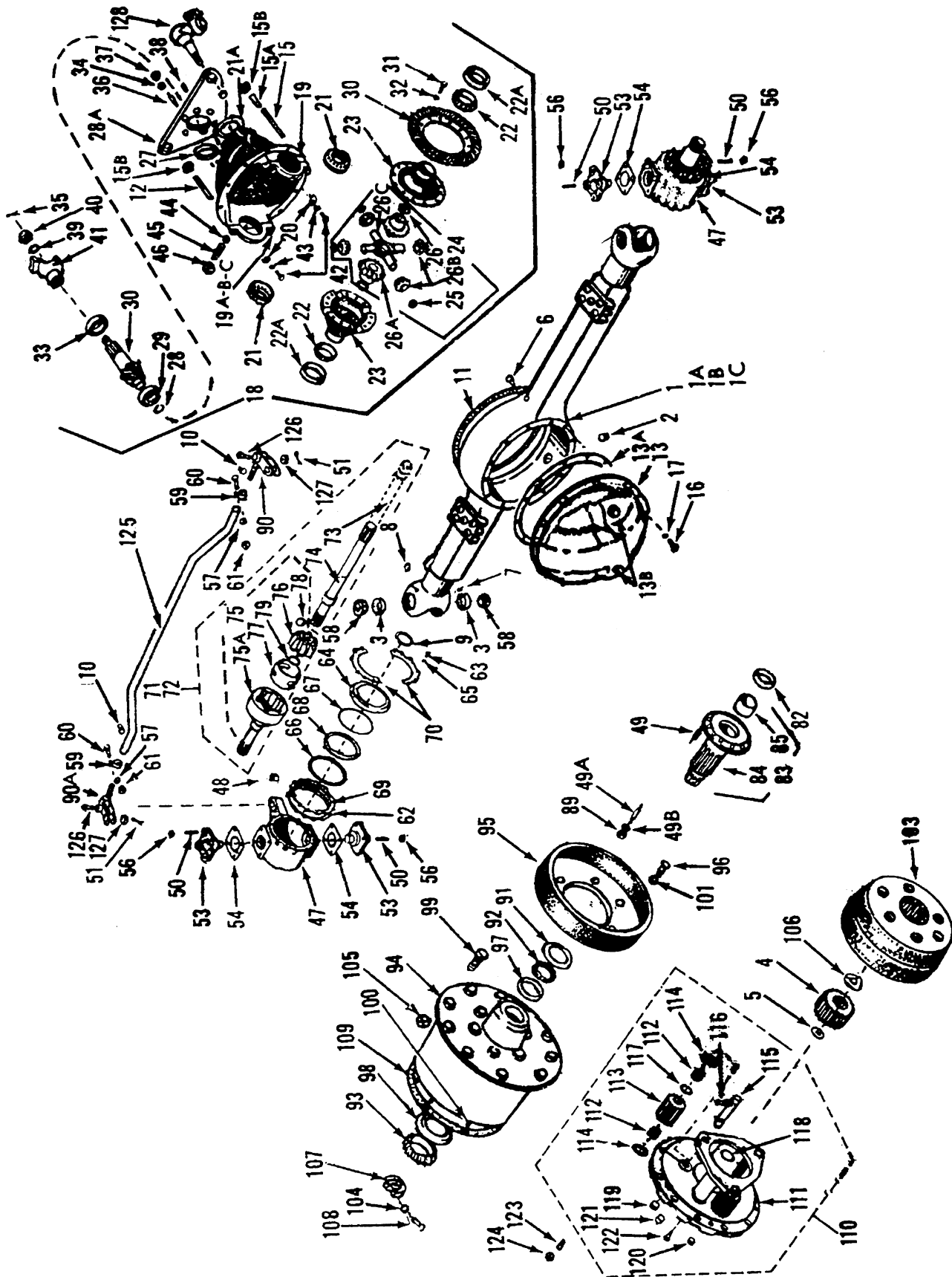


Figure P18009



**P18009 (1 of 4)**

ITEM	PART NO.	DESCRIPTION	QTY.	SERIAL NO.	REMARKS
—	P18009	Axle Assembly	1	.....	Front /Complete
1	P19296	Axle Housing	1	.....	Front
2	P13780	Plug, Drain	1	.....	Magnetic 1/2"-14
3	P19298	Cup, Bearing	4	.....	
4	P13782	Gear, Sun	2	.....	
5	P13783	Ring, Retaining	2	.....	
6	P13784	Vent, Axle Air	1	.....	
7	P13785	Plug, Grease	2	.....	Ball End 3/8"NPT
8	P13786	Ftg., Lube	2	.....	1/8"NPT Straight
9	P13787	Seal, Oil	2	.....	Axle Shaft
10	P13788	Ftg., Grease	2	.....	Tie Rod 1/4"-28
11	P13789	Gasket	1	.....	Diff. Carrier
12	P17535	Stud, Carrier Mounting	6	.....	7/16"-14 x 7/16"-20 x 1.88"
13	P13791	Cover	1	.....	Diff. Assembly
13A	P19299	Gasket	1	.....	Diff. cover
13B	P19300	Plug	2	.....	3/4"-14
NI	P19306	Washer	2	.....	5/8"
15	P13795	Stud, Carrier Mounting	4	.....	7/16"-14 x 7/16"-20 x 1.88"
15A	P19307	Dowel, Carrier Mounting	4	.....	
15B	P17537	Locknut	10	.....	7/16"-14 (G8)
16	P19308	Bolt, Hx	10	.....	7/16"-14 x1" (G5PH)
17	P13797	Lockwasher	10	.....	7/16", P, Regular Spring
18	P13798	Carrier Assembly	1	.....	Includes Items 19–26
19	P13799	Carrier Hsg. and Cap Assembly	1	.....	
19A	P19309	Bolt, Hx	4	.....	5/8"-11 x 3 1/4" (G8PH)
19B	P13803	Dowel	4	.....	
19C	P13804	Lockwasher	4	.....	5/8", P, Heavy Spring
20	P13805	Lock, Diff. Bearing Adj. Nut	2	.....	
21	P13806	Locknut	2	.....	
21A	P13794	Gasket, Oil Seal	1	.....	Pinion Brg. Retainer
22	P17185	Cone	2	.....	Diff. Side
22A	P17186	Cup	2	.....	Diff. Side
23	P13808	Differential Case and Cover Assy.	1	.....	
24	P17142	Differential Assembly	1	.....	Includes Items 25–26C
25	P17144	Washer, Thrust	4	.....	
26	P17145	Washer, Thrust	2	.....	
26A	P19310	Gear, Side	2	.....	
26B	P19311	Gear, Pinion	4	.....	
26C	P19312	Spider	1	.....	
27	P13841	Seal, Oil	1	.....	
28	P13811	Ring, Locking	1	.....	
28A	P13891	Bracket, Cylinder Mounting	1	.....	
29	P13812	Bearing, Roller	1	.....	Rear Pinion Shaft
30	P13813	Ring Gear and Pinion Assembly	1	.....	

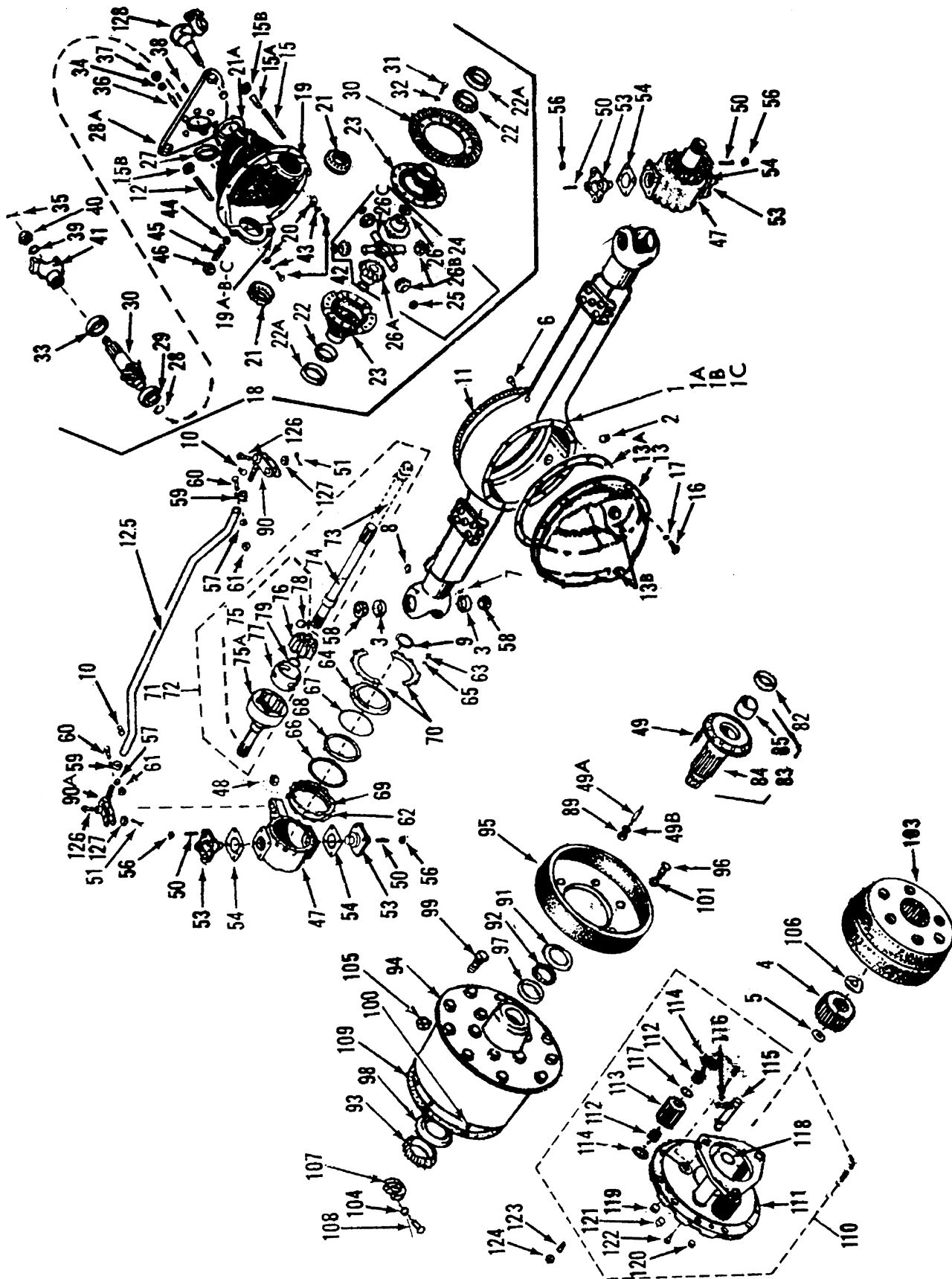
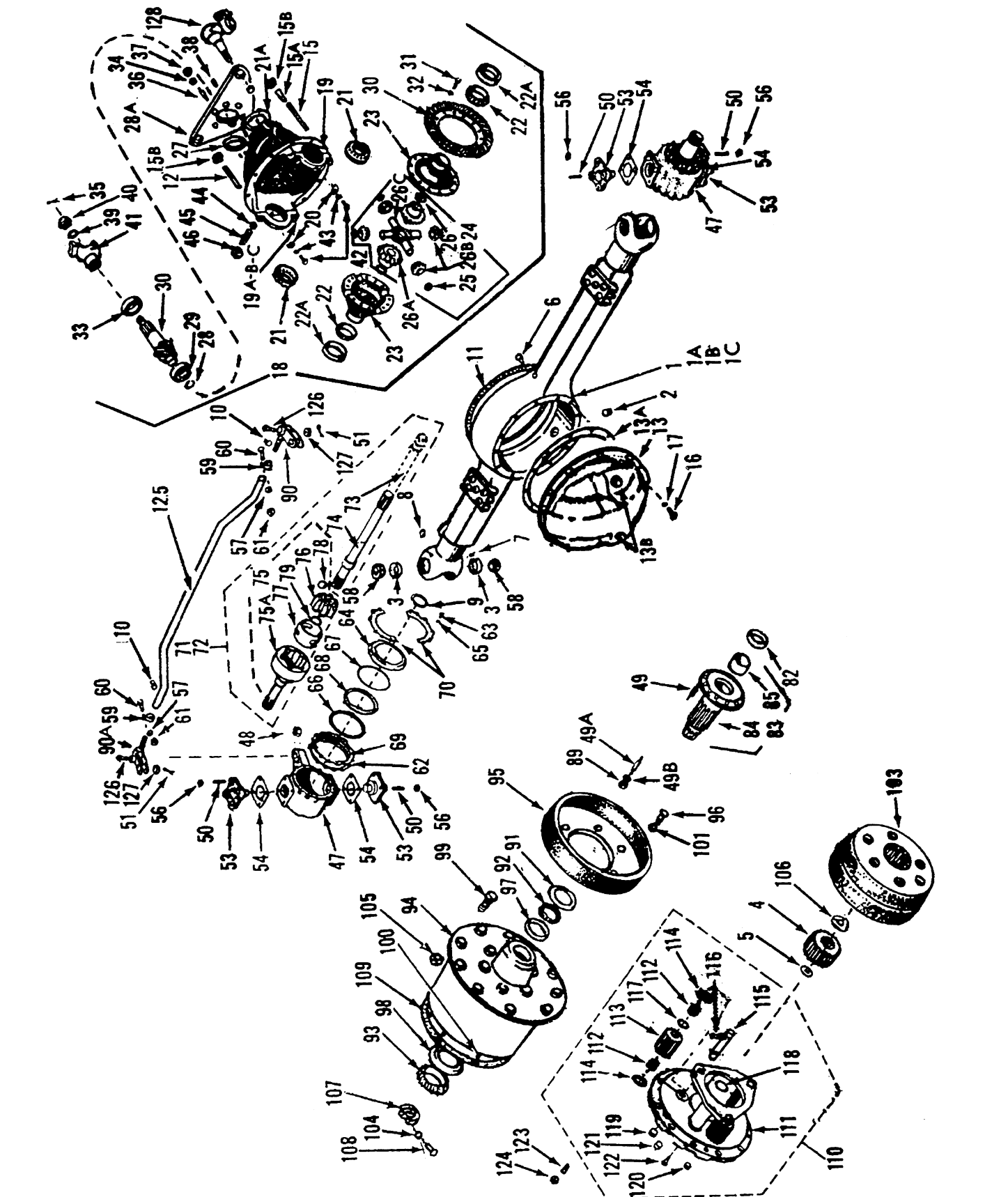


Figure P18009

**P18009 (2 of 4)**

ITEM	PART NO.	DESCRIPTION	QTY	SERIAL NO.	REMARKS
31	P13814	Bolt, Hx	12	.....	1/2"-20 x 2" (G7)
32	P13815	Lockwasher	12	.....	1/2", P, Heavy
33	P13816	Bearing, Ball	1	.....	Front Pinion Shaft
34	P13804	Lockwasher	6	.....	5/8", P, Heavy
35	P13818	Pin, Cotter	1	.....	1/8" x 1 3/4"
36	P13819	Stud	6	.....	Steer Cyl. Brkt. 5/8"-18
37	P13820	Nut, Hx	6	.....	
38	P13821	Dowel, Tapered	6	.....	Steer Cyl. Bracket
39	P13822	Washer	1	.....	
40	P13823	Nut, Pinion	1	.....	1-1/8"-18
41	P13824	Yoke, Pinion	1	.....	
42	P19313	Bolt, Hx.	2	.....	5/16"-18 x .062" (G5)
43	P13826	Lockwasher	2	.....	5/16", P
44	P13827	Pad, Thrust	1	.....	
45	P13828	Screw, Thrust Pad	1	.....	
46	P13928	Jam Nut, Thrust Pad Screw	1	.....	7/8"-14
47	P19314	Housing	2	.....	Steer Knuckle (LH & RH)
48	P19315	Bushing, Housing	2	.....	Steering Knuckle
49	P13832	Stud	16	.....	7/16" x 2-1/2" (G8)
49A	P13833	Stud	8	.....	7/16"-14x7/16"-20x2"
49B	P19316	Flatwasher	8	.....	7/16"
50	P13834	Stud	16	.....	1/2"-13 x 1/2"-20 x 2"
51	P13835	Cotter Pin	2	.....	1/8" x 1.25"
53	P19317	Trunnion	4	.....	
54	P13839	Shim, Knuckle Bearing	AR	.....	.005" Thick
	P13840	Shim, Knuckle Bearing	AR	.....	.010" Thick
56	P13842	Locknut	16	.....	1/2"-20 (G8)
57	P13843	Lockwasher	2	.....	5/8", P
58	P19318	Cone, Bearing	4	.....	
59	P13845	Clamp, Tie Rod	2	.....	
60	P19319	Bolt, Hx.	2	.....	5/8"-11 x 2.75" (G5)
61	P13847	Nut, Hx.	2	.....	5/8"-11 (G2P)
62	P13848	Gasket, Knuckle	2	.....	
63	P19321	Bolt, Retainer	24	.....	5/16"-18 x 0.62" (G2)
64	P19322	Ring, Split Retainer	2	.....	
65	P13851	Lockwasher, Retainer	24	.....	5/16", Z, Heavy
66	P19323	Seal, Felt	2	.....	Steering Ball
67	P19324	Spring	2	.....	Ball Seal
68	P19325	Seal, Oil	2	.....	Ball End
69	P19326	Flange	2	.....	
70	P19327	Ring, Retainer Half	4	.....	
71	P13858	Complete Shaft & U-Joint Assy	1	.....	LH, Includes Items 73 & 75
72	P13859	Complete Shaft & U-Joint Assy	1	.....	RH, Includes Items 74 & 75
73	P13860	Shaft, Long	1	.....	37.06"
74	P13861	Shaft, Short	1	.....	30.68"
75	P13857	U-Joint	2	.....	Includes Items 75A-79

## DRIVE TRAIN



**Figure P18009**

**P18009 (3 of 4)**

ITEM	PART NO.	DESCRIPTION	QTY.	SERIAL NO.	REMARKS
75A	P13862	Bell, Outer Race	2	.....	
76	P13863	Race	2	.....	Inner
77	P13864	Cage, U-Joint	2	.....	
78	P13865	Ball, U-Joint	12	.....	
79	P13866	Ring, Snap	2	.....	
82	P13869	Seal, Oil	2	.....	Axle Shaft
83	P13870	Complete Spindle Assy	2	.....	LH & RH, Incl. Items 97 & 98
84	P13871	Spindle	2	.....	LH & RH
85	P13872	Bushing, Spindle	2	.....	LH & RH
89	P13876	Locknut	24	.....	7/16"-20 (G8)
90	P13877	Clevis	1	.....	LH, Tie Rod End
90A	P13878	Clevis	1	.....	RH, Tie Rod End
91	P13879	Seal, Oil	2	.....	
92	P13880	Cone, Bearing	2	.....	Inner
93	P13881	Cone, Bearing	2	.....	Outer
—	P13882	Complete Hub Assembly	2	.....	LH & RH, Includes Items 94–101
94	P13883	Hub Only	2	.....	
95	P13884	Drum, Brake	2	.....	
96	P19328	Bolt, Hx.	12	.....	5/8"-11 x 1.75" (G8)
97	P13886	Cup, Bearing	2	.....	Inner
98	P13887	Cut, Bearing	2	.....	Outer
99	P13888	Stud, Wheel	20	.....	
100	P13889	Stud	24	.....	7/16"014 x 7/16"-20 x 1.75"
101	P13843	Lockwasher	12	.....	5/8"
103	P19330	Ring Gear	2	.....	
104	P13851	Lockwasher	2	.....	5/16", Z, Heavy
105	P13894	Lug Nut, Wheel	20	.....	3/4"-16
106	P13895	Spacer, Ring	2	.....	
107	P13896	Locknut, Bearing	2	.....	2-3/4"-16
108	P19331	Bolt, Hx.	2	.....	5/16"-24 x 2.25" (G8)
109	P13898	Gasket	2	.....	Drive Flange
110	P19332	Complete Drive Flange & Planetary Gear Assembly	2	.....	Includes Items 111–122, P19338, P19339
111	P19333	Drive Flange Only	2	.....	
112	P13901	Bearing, Needle	300	.....	50 Qty per Gear
113	P13902	Planet Gear	6	.....	
114	P13903	Washer, Spacer	12	.....	
115	P19334	Pin, Planet Gear	6	.....	
116	P19335	Pin, Spring	6	.....	3/16" x 1.50"
117	P13906	Spacer, Planet Gear	6	.....	
118	P19336	Thrust Washer	2	.....	
119	P19337	Plug, Hx., Soc., Pipe	2	.....	1/2"-14
120	P13867	Plug, Pipe	2	.....	1/8"
121	P13780	Plug, Magnetic Drain	2	.....	1/2"-14
122	P13868	Fitting, Relief	2	.....	
NI	P19338	Name Plate (Lull), Drive Flange & Planetary Gear Assembly	2	.....	

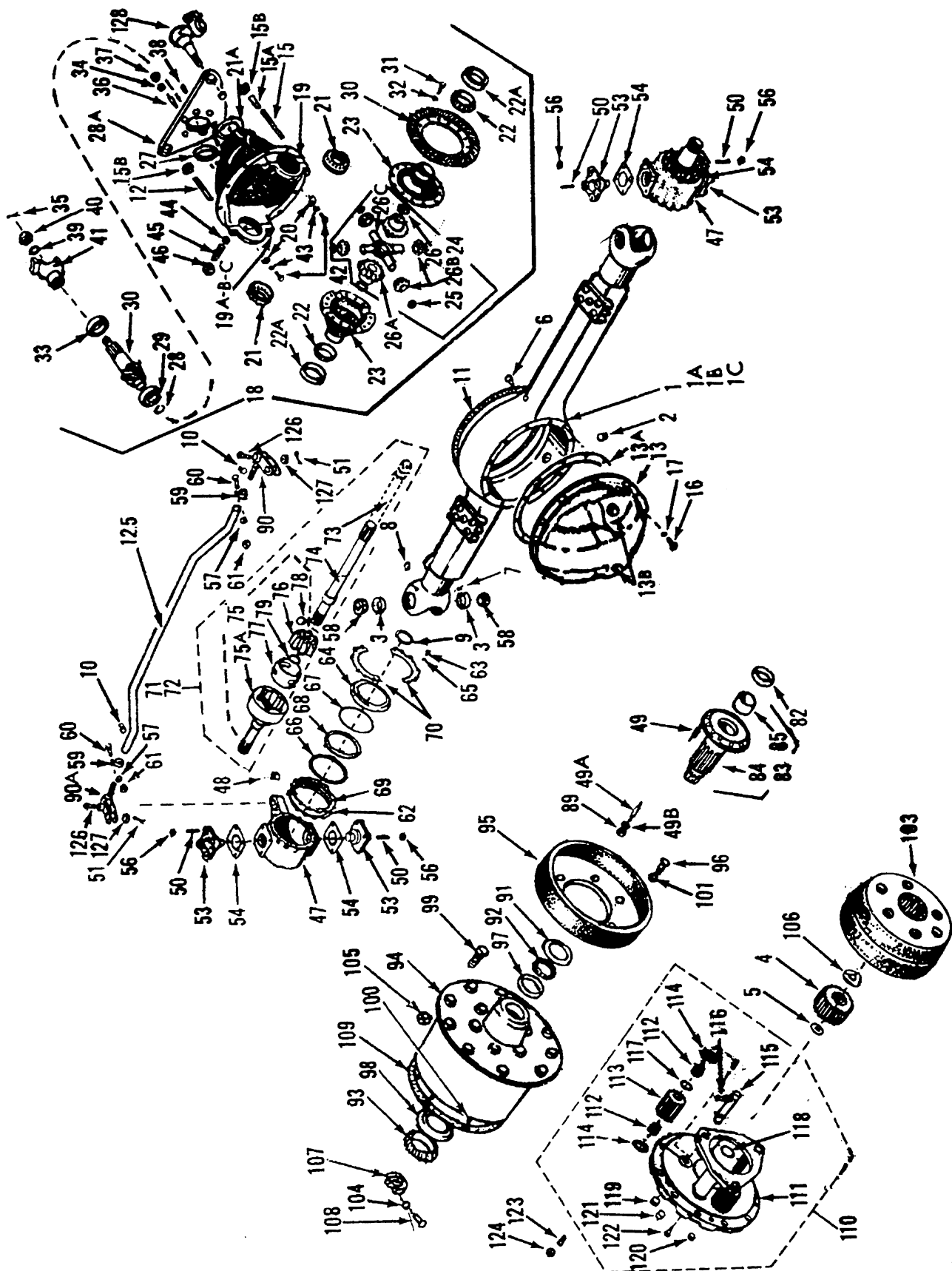


Figure P18009

**P18009 (4 of 4)**

ITEM	PART NO.	DESCRIPTION	QTY	SERIAL NO.	REMARKS
NI	P19339	Screw, Machine	4	.....	#10-32 x 0.31" (Name Plate Mounting)
123	P13910	Dowel, Tapered	24	.....	
124	P13911	Locknut	24	.....	7/16"-20 (G8)
125	P13912	Tie Rod	1	.....	
126	P19339	Stud, Special	2	.....	
127	P13914	Nut, Slotted Hd.	2	.....	5/8"-11 (G2)(Tie Rod)
128	P13915	Socket Assembly	4	.....	
NI	P19340	Name Plate	1	.....	Axle Housing
NI	P13917	Drive Screws	4	.....	Axle Name Plate Mounting
NI	P13919	Bearing Set	1	.....	Includes Items 22, 22A, 29, 33
NI	P19341	Label, Gear Lube	3	.....	

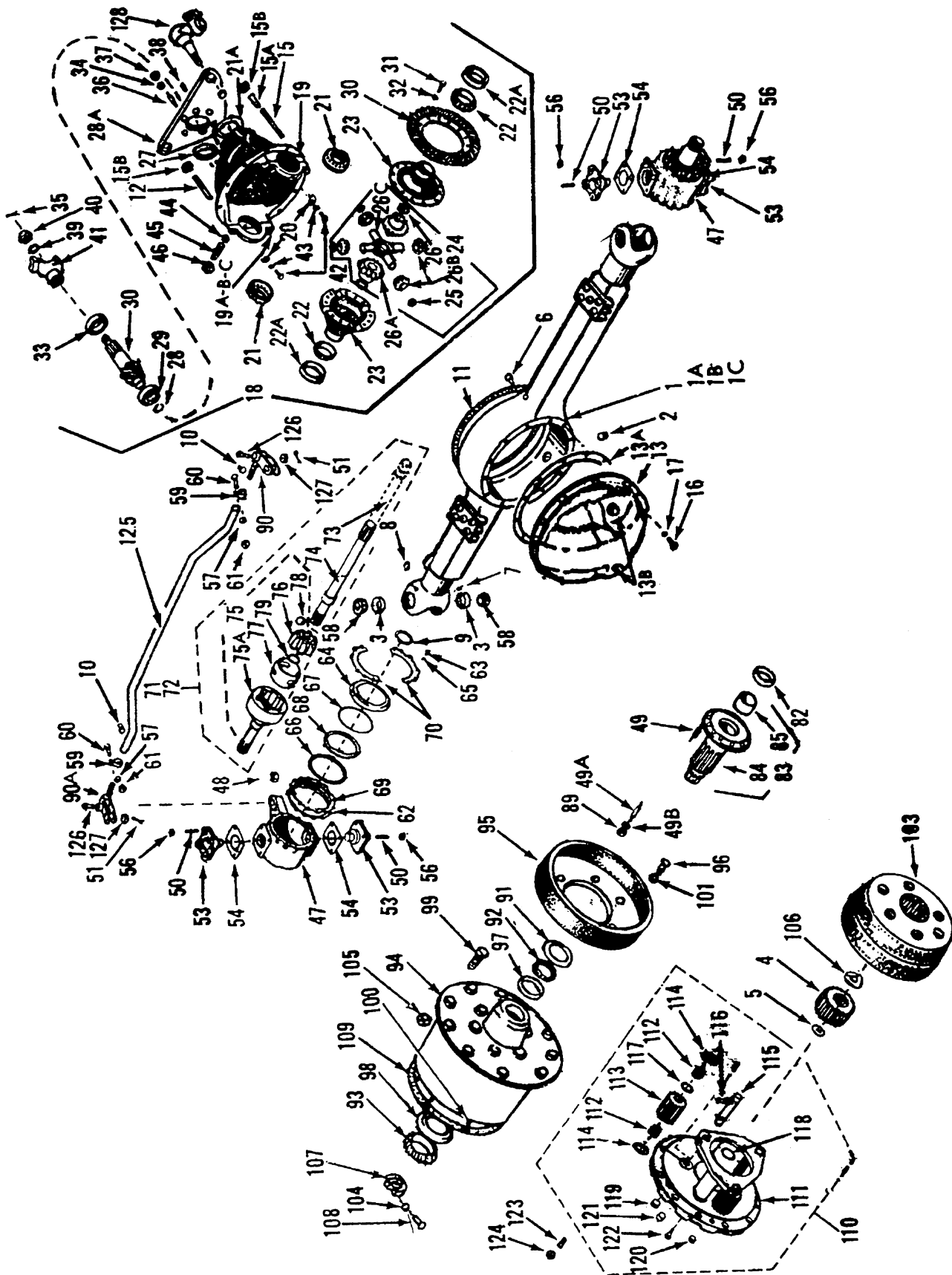


Figure P18010



**P18010 (1 of 4)**

ITEM	PART NO.	DESCRIPTION	QTY.	SERIAL NO.	REMARKS
—	P18010	Axle Assembly	1	.....	Front /Complete
1	P19297	Axle Housing	1	.....	Rear
2	P13780	Plug, Drain	1	.....	Magnetic 1/2"-14
3	P19298	Cup, Bearing	4	.....	
4	P13782	Gear, Sun	2	.....	
5	P13783	Ring, Retaining	2	.....	
6	P13784	Vent, Axle Air	1	.....	
7	P13785	Plug, Grease	2	.....	Ball End 3/8"NPT
8	P13786	Ftg., Lube	2	.....	1/8"NPT Straight
9	P13787	Seal, Oil	2	.....	Axle Shaft
10	P13788	Ftg., Grease	2	.....	Tie Rod 1/4"-28
11	P13789	Gasket	1	.....	Diff. Carrier
12	P17535	Stud, Carrier Mounting	6	.....	7/16"-14 x 7/16"-20 x 1.88"
13	P13791	Cover	1	.....	Diff. Assembly
13A	P19299	Gasket	1	.....	Diff. cover
13B	P19300	Plug	2	.....	3/4"-14
NI	P19306	Washer	2	.....	5/8"
15	P13795	Stud, Carrier Mounting	4	.....	7/16"-14 x 7/16"-20 x 1.88"
15A	P19307	Dowel, Carrier Mounting	4	.....	
15B	P17537	Locknut	10	.....	7/16"-14 (G8)
16	P19308	Bolt, Hx	10	.....	7/16"-14 x1" (G5PH)
17	P13797	Lockwasher	10	.....	7/16", P, Regular Spring
18	P13798	Carrier Assembly	1	.....	Incls. 23 thru 50
19	P13799	Carrier Hsg. and Cap Assembly	1	.....	
19A	P19309	Bolt, Hx	4	.....	5/8"-11 x 3 1/4" (G8PH)
19B	P13803	Dowel	4	.....	
19C	P13804	Lockwasher	4	.....	5/8", P, Heavy Spring
20	P13805	Lock, Diff. Bearing Adj. Nut	2	.....	
21	P13806	Locknut	2	.....	
21A	P13794	Gasket, Oil Seal	1	.....	Pinion Brg. Retainer
22	P17185	Cone	2	.....	Diff. Side
22A	P17186	Cup	2	.....	Diff. Side
23	P13808	Differential Case and Cover Assy.	1	.....	
24	P17142	Differential Assembly	1	.....	Includes Items 25-26C
25	P17144	Washer, Thrust	4	.....	
26	P17145	Washer, Thrust	2	.....	
26A	P19310	Gear, Side	2	.....	
26B	P19311	Gear, Pinion	4	.....	
26C	P19312	Spider	1	.....	
27	P13841	Seal, Oil	1	.....	
28	P13811	Ring, Locking	1	.....	
28A	P13891	Bracket, Cylinder Mounting	1	.....	
29	P13812	Bearing, Roller	1	.....	Rear Pinion Shaft
30	P13813	Ring Gear and Pinion Assembly	1	.....	

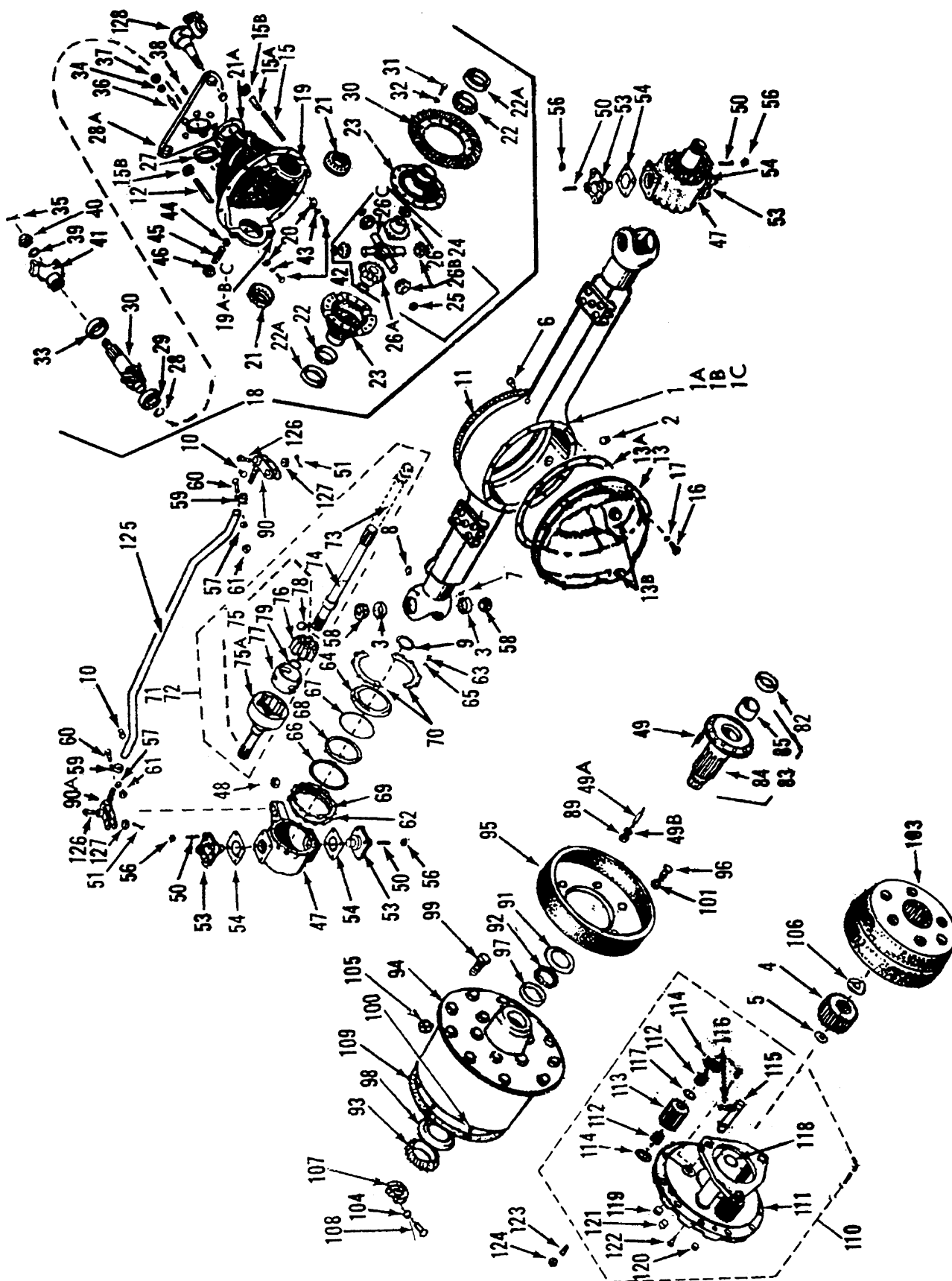


Figure P18010

**P18010 (2 of 4)**

ITEM	PART NO.	DESCRIPTION	QTY	SERIAL NO.	REMARKS
31	P13814	Bolt, Hx	12	.....	1/2"-20 x 2" (G7)
32	P13815	Lockwasher	12	.....	1/2", P, Heavy
33	P13816	Bearing, Ball	1	.....	Front Pinion Shaft
34	P13804	Lockwasher	6	.....	5/8", P, Heavy
35	P13818	Pin, Cotter	1	.....	1/8" x 1 3/4"
36	P13819	Stud	6	.....	Steer Cyl. Brkt. 5/8"-18
37	P13820	Nut, Hx	6	.....	
38	P13821	Dowel, Tapered	6	.....	Steer Cyl. Bracket
39	P13822	Washer	1	.....	
40	P13823	Nut, Pinion	1	.....	1-1/8"-18
41	P13824	Yoke, Pinion	1	.....	
42	P19313	Bolt, Hx.	2	.....	5/16"-18 x .062" (G5)
43	P13826	Lockwasher	2	.....	5/16", P
44	P13827	Pad, Thrust	1	.....	
45	P13828	Screw, Thrust Pad	1	.....	
46	P13928	Jam Nut, Thrust Pad Screw	1	.....	7/8"-14
47	P19314	Housing	2	.....	Steer Knuckle (LH & RH)
48	P19315	Bushing, Housing	2	.....	Steering Knuckle
49	P13832	Stud	16	.....	7/16" x 2-1/2" (G8)
49A	P13833	Stud	8	.....	7/16"-14x7/16"-20x2"
49B	P19316	Flatwasher	8	.....	7/16"
50	P13834	Stud	16	.....	1/2"-13 x 1/2"-20 x 2"
51	P13835	Cotter Pin	2	.....	1/8" x 1.25"
53	P19317	Trunnion	4	.....	
54	P13839	Shim, Knuckle Bearing	AR	.....	.005" Thick
	P13840	Shim, Knuckle Bearing	AR	.....	.010" Thick
56	P13842	Locknut	16	.....	1/2"-20 (G8)
57	P13843	Lockwasher	2	.....	5/8", P
58	P19318	Cone, Bearing	4	.....	
59	P13845	Clamp, Tie Rod	2	.....	
60	P19319	Bolt, Hx.	2	.....	5/8"-11 x 2.75" (G5)
61	P13847	Nut, Hx.	2	.....	5/8"-11 (G2P)
62	P13848	Gasket, Knuckle	2	.....	
63	P19321	Bolt, Retainer	24	.....	5/16"-18 x 0.62" (G2)
64	P19322	Ring, Split Retainer	2	.....	
65	P13851	Lockwasher, Retainer	24	.....	5/16", Z, Heavy
66	P19323	Seal, Felt	2	.....	Steering Ball
67	P19324	Spring	2	.....	Ball Seal
68	P19325	Seal, Oil	2	.....	Ball End
69	P19326	Flange	2	.....	
70	P19327	Ring, Retainer Half	4	.....	
71	P13858	Complete Shaft & U-Joint Assy	1	.....	LH, Includes Items 73 & 75
72	P13859	Complete Shaft & U-Joint Assy	1	.....	RH, Includes Items 74 & 75
73	P13860	Shaft, Long	1	.....	37.06"
74	P13861	Shaft, Short	1	.....	30.68"
75	P13857	U-Joint	2	.....	Includes Items 75A-79

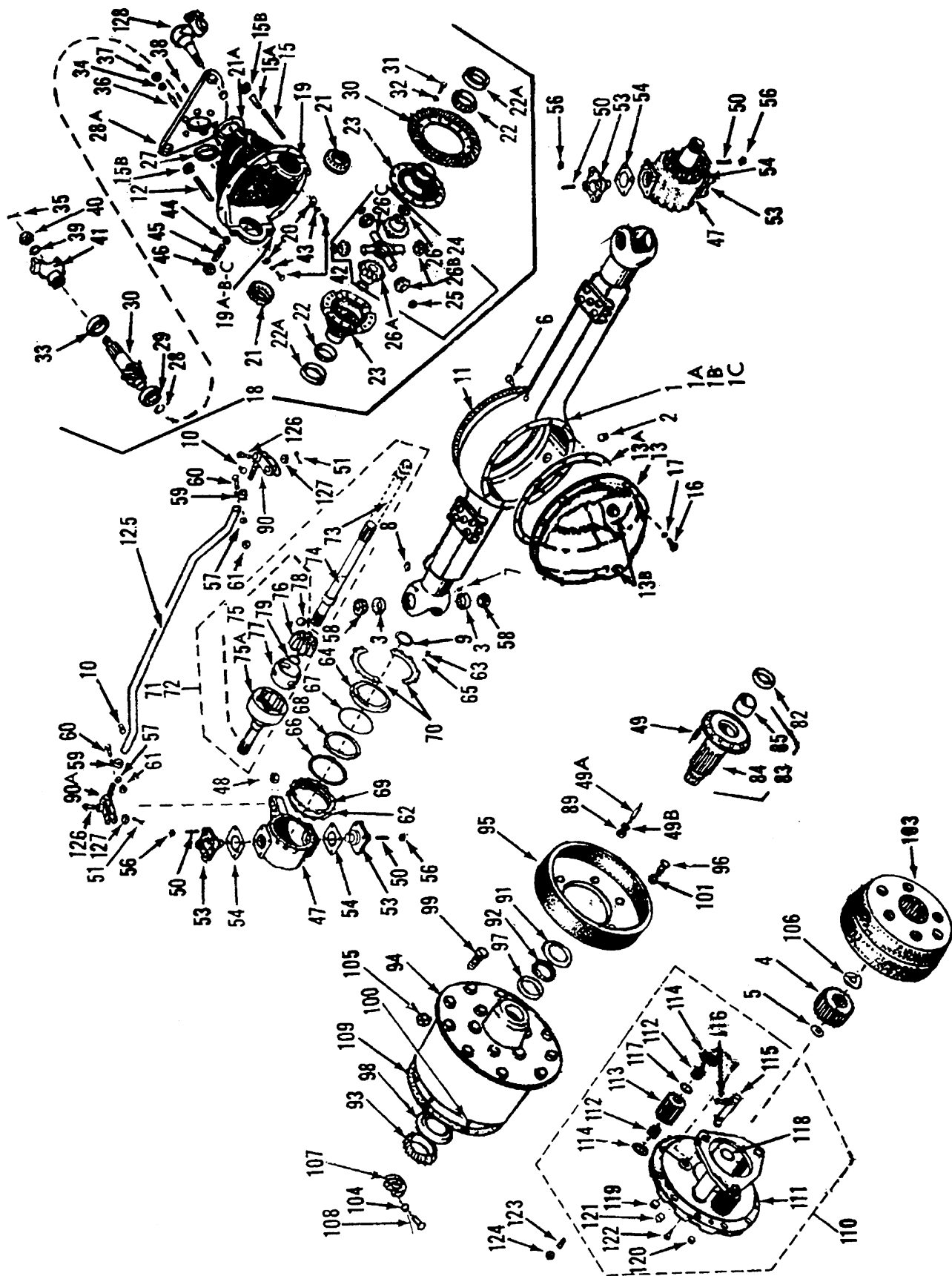


Figure P18010

**P18010 (3 of 4)**

ITEM	PART NO.	DESCRIPTION	QTY	SERIAL NO.	REMARKS
75A	P13862	Bell, Outer Race	2	.....	
76	P13863	Race	2	.....	Inner
77	P13864	Cage, U-Joint	2	.....	
78	P13865	Ball, U-Joint	12	.....	
79	P13866	Ring, Snap	2	.....	
82	P13869	Seal, Oil	2	.....	Axle Shaft
83	P13870	Complete Spindle Assy	2	.....	LH & RH, Incl. Items 97 & 98
84	P13871	Spindle	2	.....	LH & RH
85	P13872	Bushing, Spindle	2	.....	LH & RH
89	P13876	Locknut	24	.....	7/16"-20 (G8)
90	P13877	Clevis	1	.....	LH, Tie Rod End
90A	P13878	Clevis	1	.....	RH, Tie Rod End
91	P13879	Seal, Oil	2	.....	
92	P13880	Cone, Bearing	2	.....	Inner
93	P13881	Cone, Bearing	2	.....	Outer
—	P13882	Complete Hub Assembly	2	.....	LH & RH, Includes Items 94–101
94	P13883	Hub Only	2	.....	
95	P13884	Drum, Brake	2	.....	
96	P19328	Bolt, Hx.	12	.....	5/8"-11 x 1.75" (G8)
97	P13886	Cup, Bearing	2	.....	Inner
98	P13887	Cut, Bearing	2	.....	Outer
99	P13888	Stud, Wheel	20	.....	
100	P13889	Stud	24	.....	7/16"014 x 7/16"-20 x 1.75"
101	P13843	Lockwasher	12	.....	5/8"
103	P19330	Ring Gear	2	.....	
104	P13851	Lockwasher	2	.....	5/176", Z, Heavy
105	P13894	Lug Nut, Wheel	20	.....	3/4"-16
106	P13895	Spacer, Ring	2	.....	
107	P13896	Locknut, Bearing	2	.....	2-3/4"-16
108	P19331	Bolt, Hx.	2	.....	5/16"-24 x 2.25" (G8)
109	P13898	Gasket	2	.....	Drive Flange
110	P19332	Complete Drive Flange & Planetary Gear Assembly	2	.....	Includes Items 111–122, P19338, P19339
111	P19333	Drive Flange Only	2	.....	
112	P13901	Bearing, Needle	300	.....	50 Qty per Gear
113	P13902	Planet Gear	6	.....	
114	P13903	Washer, Spacer	12	.....	
115	P19334	Pin, Planet Gear	6	.....	
116	P19335	Pin, Spring	6	.....	3/16" x 1.50"
117	P13906	Spacer, Planet Gear	6	.....	
118	P19336	Thrust Washer	2	.....	
119	P19337	Plug, Hx., Soc., Pipe	2	.....	1/2"-14
120	P13867	Plug, Pipe	2	.....	1/8"
121	P13780	Plug, Magnetic Drain	2	.....	1/2"-14
122	P13868	Fitting, Relief	2	.....	
NI	P19338	Name Plate (Lull), Drive Flange & Planetary Gear Assembly	2	.....	

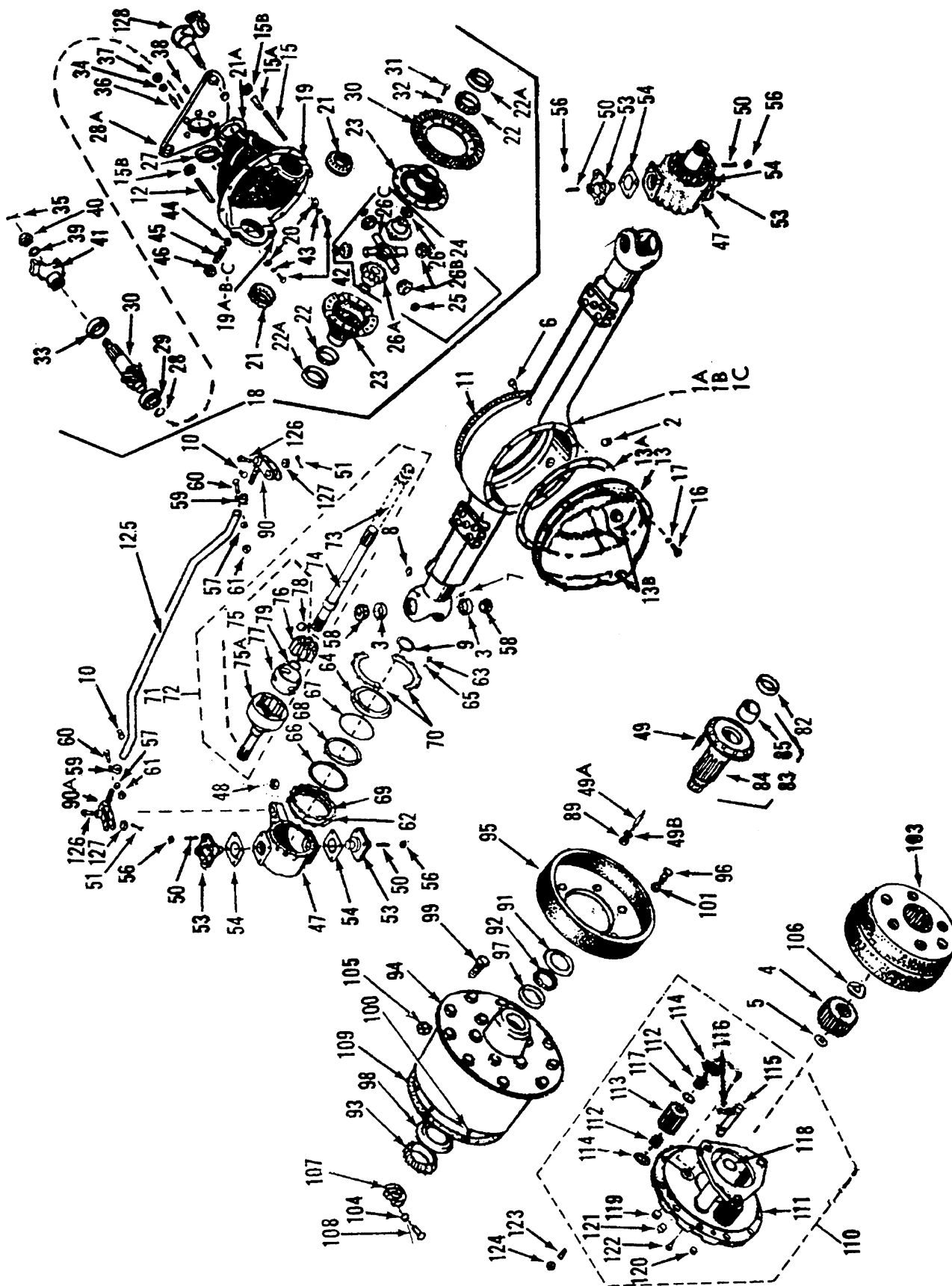


Figure P18010

## P18010 (4 of 4)

ITEM	PART NO.	DESCRIPTION	QTY	SERIAL NO.	REMARKS
NI	P19339	Screw, Machine	4	.....	#10-32 x 0.31" (Name Plate Mounting)
123	P13910	Dowel, Tapered	24	.....	
124	P13911	Locknut	24	.....	7/16"-20 (G8)
125	P13912	Tie Rod	1	.....	
126	P19339	Stud, Special	2	.....	
127	P13914	Nut, Slotted Hd.	2	.....	5/8"-11 (G2)(Tie Rod)
128	P13915	Socket Assembly	4	.....	
NI	P19340	Name Plate	1	.....	Axle Housing
NI	P13917	Drive Screws	4	.....	Axle Name Plate Mounting
NI	P13919	Bearing Set	1	.....	Includes Items 22, 22A, 29, 33
NI	P19341	Label, Gear Lube	3	.....	

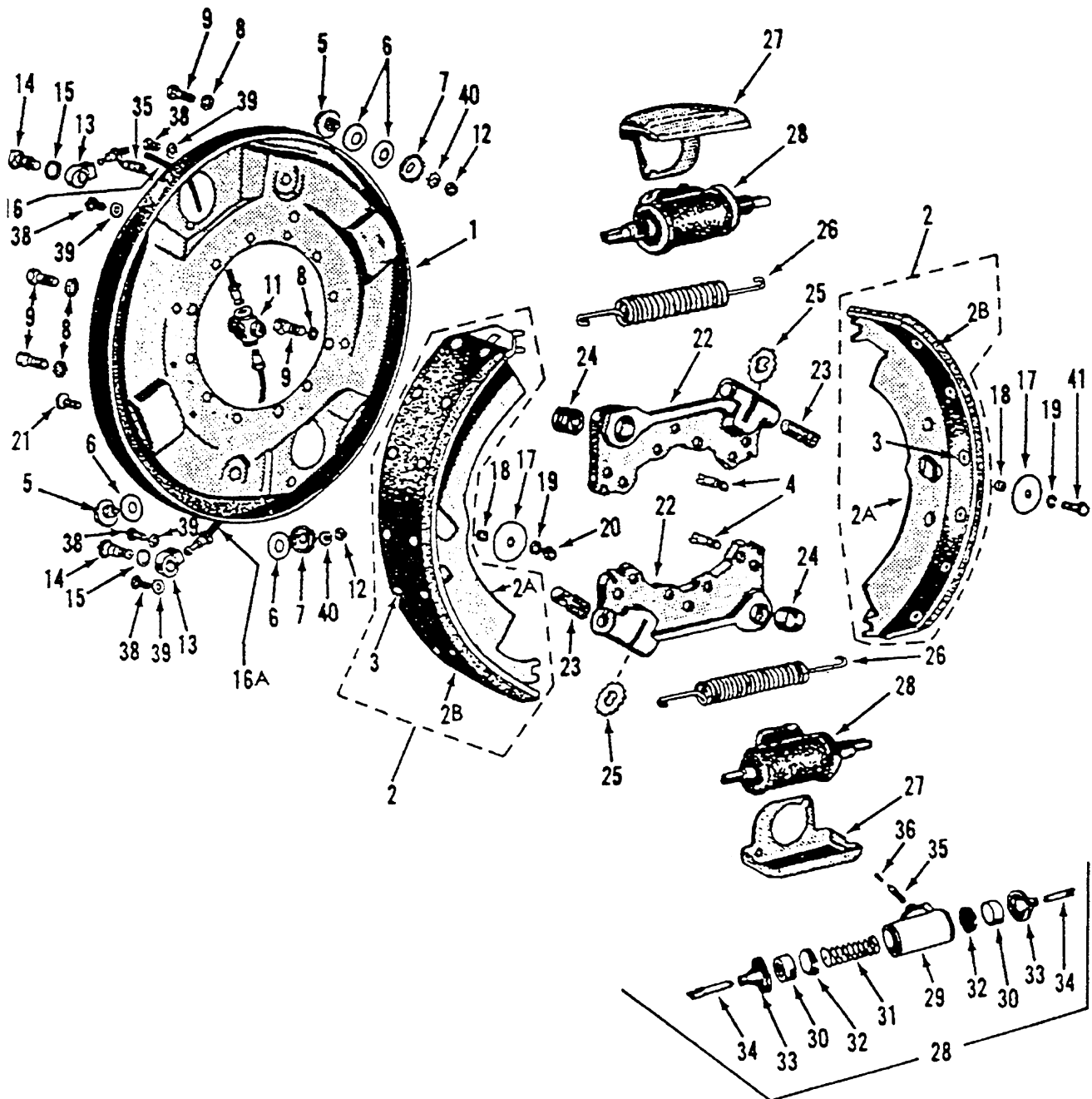
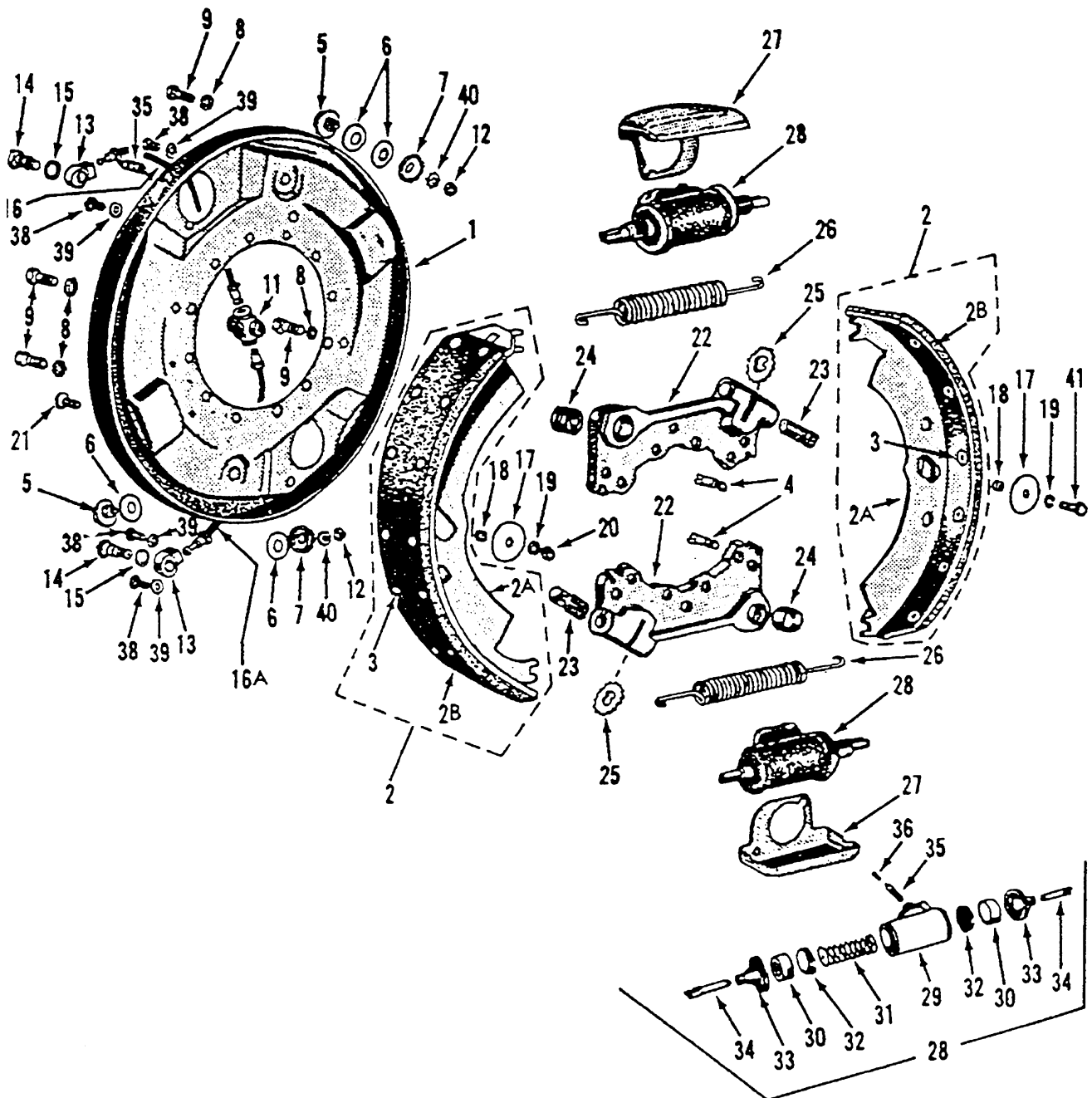


Figure P13873



**P13873 (1 of 2)**

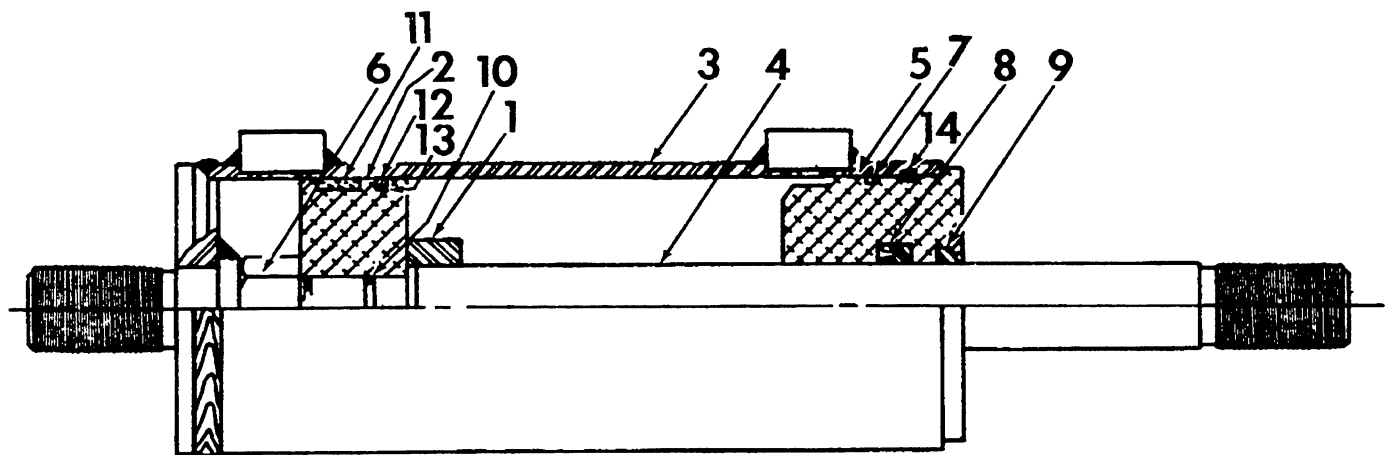
ITEM	PART NO.	DESCRIPTION	QTY	SERIAL NO.	REMARKS
—	P13873	Drum Brake Assembly	—	101-468	L.F. & R.R.
—	P13874	Drum Brake Assembly	—	"—"	R.F. & L.R.
1	P13920	Backing Plate Assembly - L.F. & R.R.	1	"—"	Includes Items 5-9,12, 22, 40
	P13921	Backing Plate Assembly - R.F. & L.R.	1	"—"	Includes Items 5-9,12, 22, 40
2	P13924	Brake Shoe & Lining	4	"—"	
2A	P13926	Shoe only	—	"—"	
2B	P17383	Kit, Brake Lining	—	"—"	Includes Rivets
3	P13928	Rivet, Brake Shoe	56	"—"	
4	P13929	Pin, Return Spring	8	"—"	
5	P13930	Stud & Spring Washer	4	"—"	
5A	P13936	Spring Washer only		"—"	
6	P13932	Washer, Stud	8	"—"	
7	P13933	Gear, Adjusting	4	"—"	
8	P13934	Starwasher	8	"—"	3/8" C External Tooth
9	P13935	Bolt, Hx.	8	"—"	3/8"-24 x 5/8" GR 5Z
11	P13937	Fitting, Distributor	2	"—"	
12	P13938	Jam Nut, Hx.	4	"—"	5/16"-24
13	P13939	Fitting, Hydraulic Brake	4	"—"	
14	P13940	Bolt, Banjo	4	"—"	
15	P13941	Gasket, Banjo Bolt	4	"—"	Outside
NI	P19388	Gasket, Banjo Bolt	4	"—"	Inside
16	P13944	Tube, Brake	2	"—"	Includes Flare Nuts
16A	P13946	Tube, Brake	2	"—"	Includes Flare Nuts
17	P13948	Washer, Shoe Guide Bolt	4	"—"	
18	P13949	Sleeve, Shoe Guide Bolt	4	"—"	
19	P13950	Lockwasher	4	"—"	1/4" Medium
20	P13951	Nut, Hx.	2	"—"	1/4"-28 Brass
21	P13952	Bolt, Shoe Guide	2	"—"	
22	P13953	Anchor Support - LH	2	"—"	Includes Items 23 & 25
	P13954	Anchor Support - RH	2	"—"	Includes Items 23 & 25
23	P13957	Adjusting Screw - LH	2	"—"	
	P13958	Adjusting Screw - RH	2	"—"	
24	P13959	Anchor Pin	4	"—"	
25	P13960	Wheel, Adjusting	4	"—"	
26	P13961	Spring, Shoe Return	4	"—"	
27	P13962	Cover, Wheel Cylinder	2	"—"	L.F. & R.R.
	P13963	Cover, Wheel Cylinder	2	"—"	R.F. & L.R.
28	P13965	Wheel Cylinder	4	"—"	Includes Items 29-34
29	N.S.S.	Housing	4	"—"	
30	N.S.S.	Piston w/Seal	8	"—"	
31	N.S.S.	Spring	4	"—"	
32	P13969	Cup, Piston	8	"—"	
33	N.S.S.	Boot	8	"—"	
34	P13971	Push Rod	8	"—"	
35	P13972	Bleeder Screw	4	"—"	



**Figure P13873**

**P13873 (2 of 2)**

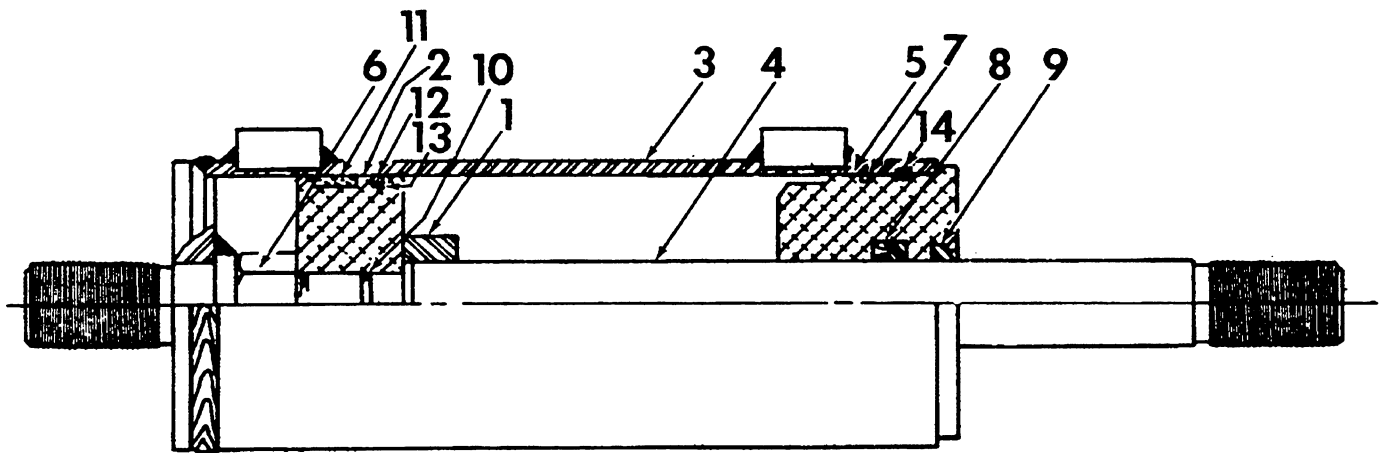
ITEM	PART NO.	DESCRIPTION	QTY.	SERIAL NO.	REMARKS
36	P13973	Cap, Bleeder	4	" - "	
38	P13825	Bolt, Hx.	8	" - "	5/16"-18 x 5/8"
39	P13976	Lockwasher	8	" - "	5/16" Medium
40	P13977	Lockwasher	4	" - "	5/16" Internal Tooth
41	P13978	Bolt, Shoe Guide	2	" - "	1/4"-28 x 1"
NI	P17054	Wheel Cylinder Repair Kit		" - "	Includes Items (2) 30, 33 & (1) 31



**Figure P19383**

## P19383

ITEM	PART NO.	DESCRIPTION	QTY	SERIAL NO.	REMARKS
—	P19383	Hydraulic Cylinder Assembly	1	.....	4-5/8" Stroke, 17-7/16 Collapsed Length
1	P19367	Spacer	1	.....	
2	P19368	Piston	1	.....	
3	P19369	Barrel Assembly	1	.....	
4	P19371	Rod	1	.....	15"
5	P19372	Gland	1	.....	
6	P19373	Locknut, Self-Locking	1	.....	
—	P19382	Kit. Seal	1	.....	Includes Items 7-14
7	P19374	Gland Static Seal	1	.....	
8	P19375	Rod Seal	1	.....	
9	P19376	Rod Wiper	1	.....	
10	P19377	Rod Static Seal	1	.....	
11	P19378	Wear Ring	1	.....	
12	P19379	Piston Seal	1	.....	
13	P19380	O-Ring	1	.....	
14	P19381	Lockwire	1	.....	



**Figure P19366**

## P19366

ITEM	PART NO.	DESCRIPTION	QTY	SERIAL NO.	REMARKS
—	P19366	Hydraulic Cylinder Assembly	1	.....	4-5/8" Stroke, 19-7/8 Collapsed Length
1	P19367	Spacer	1	.....	
2	P19368	Piston	1	.....	
3	P19369	Barrel Assembly	1	.....	
4	P19370	Rod	1	.....	17.44"
5	P19372	Gland	1	.....	
6	P19373	Locknut, Self-Locking	1	.....	
—	P19382	Kit, Seal	1	.....	Includes Items 7-14
7	P19374	Gland Static Seal	1	.....	
8	P19375	Rod Seal	1	.....	
9	P19376	Rod Wiper	1	.....	
10	P19377	Rod Static Seal	1	.....	
11	P19378	Wear Ring	1	.....	
12	P19379	Piston Seal	1	.....	
13	P19380	O-Ring	1	.....	
14	P19381	Lockwire	1	.....	

# DRIVE TRAIN

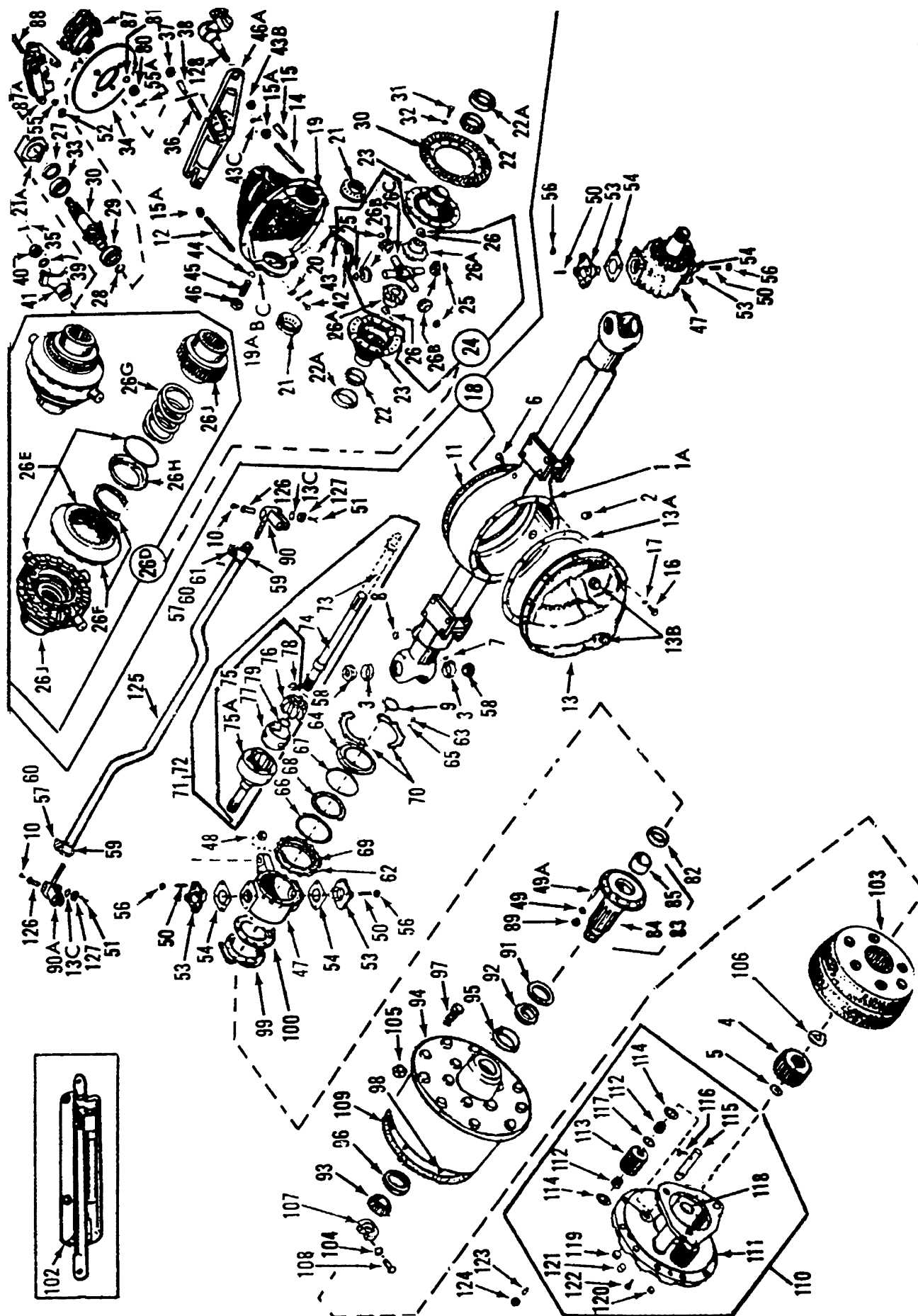


Figure P18068



**P18068 (1 of 4)**

ITEM	PART NO.	DESCRIPTION	QTY.	SERIAL NO.	REMARKS
—	P18068	Steer Axle Assy w/No-Spin Diff. Assy	1	.....	w/Heavy Duty 22° Ball Ends
1	P19296	Axle Housing Weldment	1	.....	Front
2	P13780	Plug, Magnetic Drain	1	.....	1/2"-14
3	P19298	Cup, Bearing	4	.....	
4	P13782	Gear, Sun	2	.....	
5	P13783	Ring, Retaining	2	.....	
6	P13784	Vent, Axle Air	1	.....	
7	P13785	Plug, Ball End Grease	2	.....	3/8" NPT
8	P13786	Fitting, Lubrication	2	.....	1/8" NPT Straight
9	P13787	Seal, Oil	2	.....	Axle Shaft
10	P13788	Fitting, Grease	2	.....	1/4"-28, Tie Rod
11	P13789	Gasket, Differential Carrier	1	.....	
12	P17535	Stud, Carrier Mounting	6	.....	7/16"-14 x 7/16"-20 x 1.88"
13	P13791	Cover	1	.....	Differential Assembly
13A	P19299	Gasket	1	.....	Differential Cover
13B	P19300	Plug, Square Socket	2	.....	3/4"-14 (Steel)
13C	P19306	Flatwasher	2	.....	5/8"
14	P13795	Stud, Carrier Mounting	4	.....	7/16"-14 x 7/16"-20 x 2.25"
15	P19307	Dowel, Tapered	4	.....	Carrier Mounting
15A	P17537	Locknut, Carrier Mounting	10	.....	7/16"-14 GR 8
16	P19308	Bolt, Hx., Diff. Cover Mounting	10	.....	7/16"-20 x 1" (GR 5PH)
17	P13797	Lockwasher, Diff. Cover Mtg Bolt	10	.....	7/17", P, Regular Spring
18	P19342	Complete Carrier Assembly	1	.....	Includes Items 19–23, 26D–46A
19	P13799	Carrier Housing & Cap Assembly	1	.....	
19A	P19309	Bolt, Hx.	4	.....	5/8"-11 x 3.25" GR 8PH
19B	P13803	Dowel	4	.....	
19C	P13804	Lockwasher	4	.....	5/8", P, Regular Spring
20	P13805	Lock, Diff. Bearing Adjusting Nut	2	.....	
21	P13806	Locknut	2	.....	Diff. Side Bearing
21A	P13794	Gasket	1	.....	
22	P17185	Cone	2	.....	Differential Side
22A	P17186	Cup	2	.....	Differential Side
23	P13808	Differential Case & Cover Assembly	1	.....	
26D	P19344	Complete No-Spin Diff. Assembly	1	.....	Includes Items 26E–26J
26E	P19345	Spider Assembly	1	.....	
26F	P19346	Clutch & Holdout Ring Assembly	2	.....	
26G	P19347	Spring	2	.....	
26H	P19348	Spring Retainer	2	.....	
26J	P19349	Side Gear	2	.....	
27	P13841	Seal Oil	1	.....	
28	P13811	Ring, Lock	1	.....	
29	P13812	Bearing, Roller	1	.....	Pinion Shaft, Rear

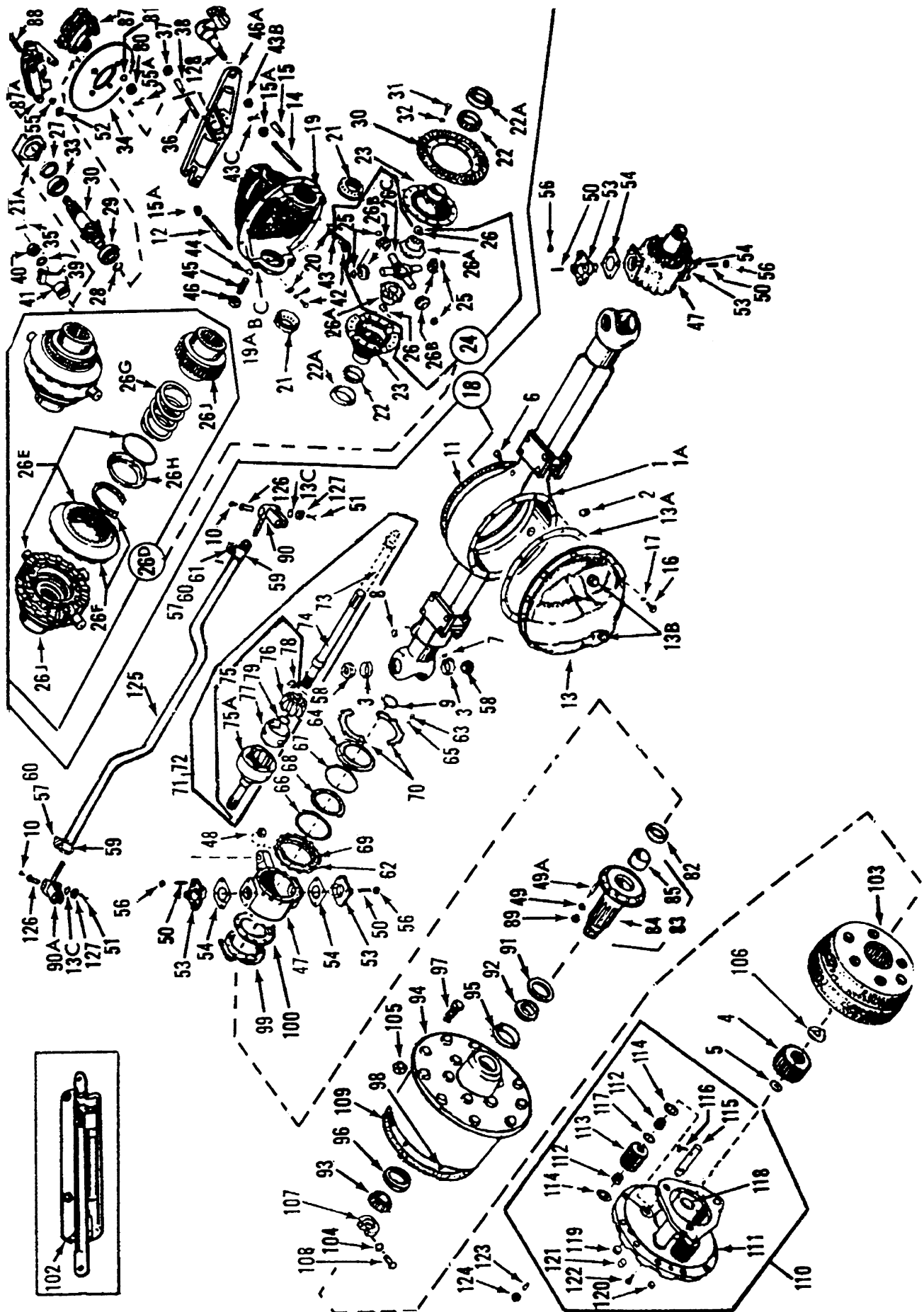


Figure P18068

**P18068 (2 of 4)**

ITEM	PART NO.	DESCRIPTION	QTY	SERIAL NO.	REMARKS
30	P13813	Ring Gear & Pinion Assembly	1	.....	6.17:1 Ratio
31	P13814	Bolt, Hx., Diff. Ring Gear	12	.....	1/2"-20 x 2" GR 7
32	P13815	Lockwasher, Ring Gear Bolt	12	.....	1/2", P, Heavy Spring
33	P13816	Bearing, Ball	1	.....	Pinion Shaft, Front
34	P19350	Disc, Brake	1	.....	
35	P13818	Cotter Pin, Pinion Nut	1	.....	1/8" x 1.75"
36	P19351	Stud, Steer Cyl. & Caliper Mtg Bracket	6	.....	5/8"-11 x 5/8"-18 x 2.53"
37	P13820	Nut, Hx.	6	.....	5/8"-18 GR 2Z
38	P13821	Dowel, Tapered	6	.....	
39	P13822	Washer	1	.....	
40	P13823	Nut, Pinion	1	.....	1-1/8"-18
41	P19352	Yoke, Brake	1	.....	
42	P19313	Bolt, Bearing Adjusting Nut Lock	2	.....	
43	P13826	Lockwasher, Lock Bolt	2	.....	5/16", P, Regular Spring
43B	P13842	Locknut	4	.....	1/2"-20 GR 8
43C	P13835	Cotter Pin	4	.....	1/8" x 1.25", P
44	P13827	Pad, Thrust	1	.....	
45	P13828	Screw, Thrust Pad	1	.....	
46	P13829	Jam Nut, Thrust Pad Screw	1	.....	
46A	P19353	Stud & Caliper Mounting Assembly	1	.....	Front
47	P19314	Housing, Steering Knuckle	2	.....	LH & RH
48	P19315	Bushing, Housing, Steering Knuckle	2	.....	LH & RH
49	P19355	Washer, Clipped	24	.....	7/16"
49A	P13833	Stud, Spindle to Knuckle	24	.....	7/16"-14 x 7/16"-20 x 2"
50	P13934	Stud, Trunnion to Knuckle	16	.....	1/2"-13 x 1/2"-20 x 2"
51	P13835	Cotter Pin	2	.....	1/8" x 1.25" LG (Tie Rod Bolt)
52	P19356	Locknut	2	.....	1/2"-13 GR 8
53	P19317	Trunnion	4	.....	
54	P13839	Shim, Knuckle Bearing	A/R	.....	.005" Thick
54	P13840	Shim, Knuckle Bearing	A/R	.....	.010" Thick
55	P19357	Flatwasher	2	.....	
55A	P19358	Cotter Pin	2	.....	1/8" x 1.50" P
56	P13842	Locknut	16	.....	1/2"-20 GR 8
57	P13843	Lockwasher	2	.....	5/8", P, Reg Spring, (Tie Rod Clamp Bolt)
58	P19318	Cone, Bearing	4	.....	
59	P13845	Clamp, Tie Rod	2	.....	
60	P19319	Bolt, Hx.	2	.....	5/8"-11 x 2.25" GR 5PH, (Tie Rod Clamp Mounting)
61	P13847	Nut, Hx.	2	.....	5/8"-11 GR 2P (Tie Rod Clamp Bolt)
62	P13848	Gasket, Knuckle	2	.....	
63	P19321	Bolt, Retainer	24	.....	5/16"-18 x .62" GR 2PH
64	P19322	Ring, Split Retainer	2	.....	
65	P13851	Lockwasher, Retainer	26	.....	5/16", Z, Heavy Spring
66	P19323	Seal, Felt	2	.....	Steering Ball

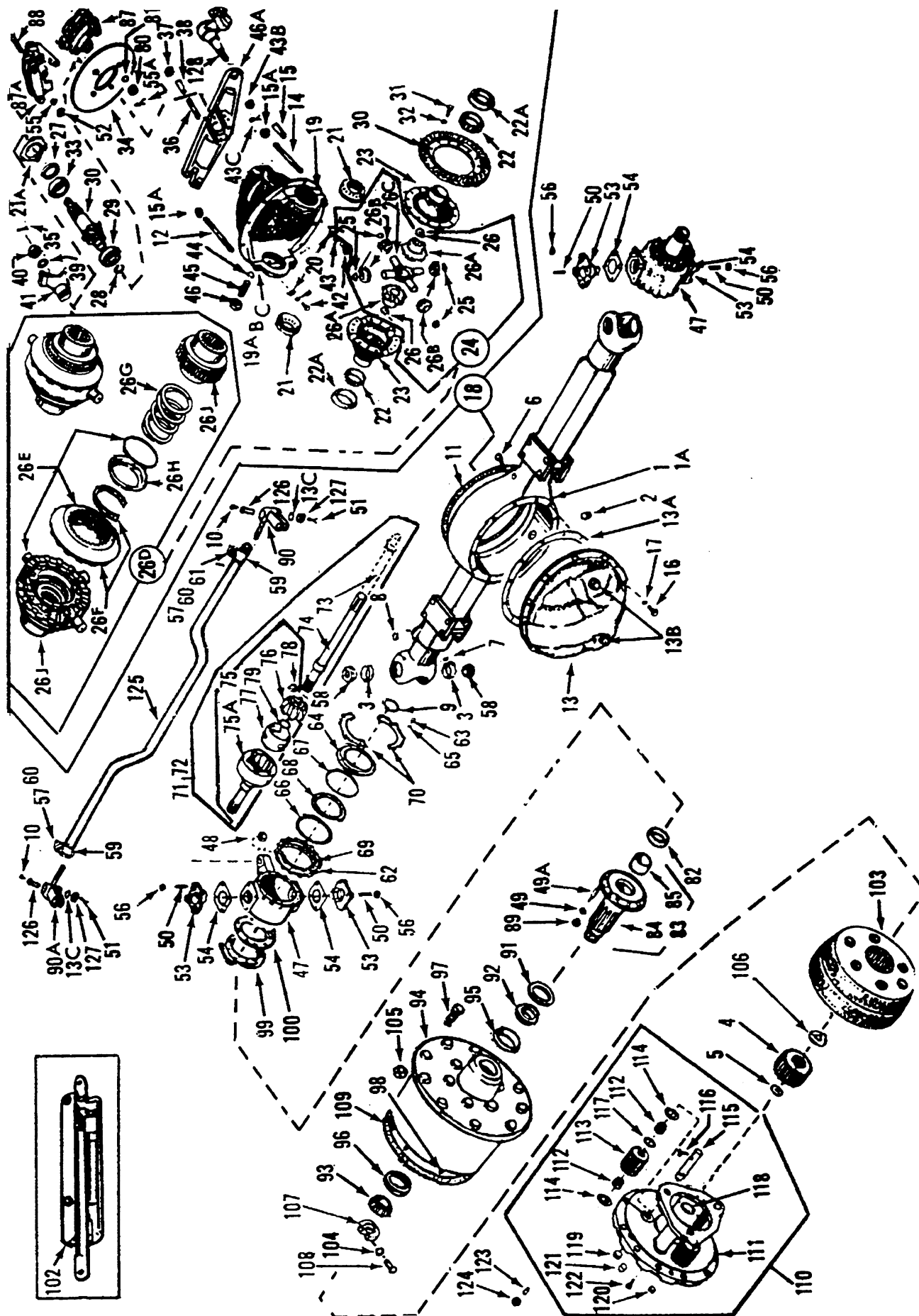


Figure P18068

**P18068 (3 of 4)**

ITEM	PART NO.	DESCRIPTION	QTY.	SERIAL NO.	REMARKS
67	P19324	Spring, Ball Seal	2	.....	
68	P19325	Seal, Oil	2	.....	Ball End
69	P19326	Flange	2	.....	
70	P19327	Ring, Retainer Half	4	.....	
71	P13858	Complete Shaft & U-Joint Assembly	1	.....	LH - Includes Items 73 & 75
72	P13859	Complete Shaft & U-Joint Assembly		.....	RH - Includes Items 74 & 75
73	P13860	Shaft	1	.....	Long (37.06")
74	P13861	Shaft	1	.....	Short (30.68")
75	P13857	U-Joint	1	.....	Includes Items 75A-79
75A	P13862	Bell, Outer Race	1	.....	
76	P13863	Race, Inner	1	.....	
77	P13864	Cage, U-Joint	1	.....	
78	P13865	Ball, U-Joint	6	.....	
79	P13866	Ring, Snap	1	.....	
80	P19359	Nut-Heavy, Hx., Slotted	2	.....	5/8"-11 GR 2P
81	P19360	Washer	2	.....	21/32" x 3/8" x 3/16"
82	P13869	Seal, Oil	2	.....	
83	P13870	Complete Spindle Assembly	2	.....	LH & RH, Includes Items 84 & 85
84	P13871	Spindle Only	2	.....	
85	P13872	Bushing, Spindle	2	.....	LH & RH
87	P19145	Complete Caliper Assembly	1	.....	
87A	P19146	Complete Caliper Assembly	1	.....	
88	P19361	Bolt	2	.....	
89	P13876	Locknut, Spindle to flange	24	.....	7/16"-20 GR 8
90	P13877	Clevis	1	.....	LH, Tie Rod End
90A	P13878	Clevis	1	.....	RH, Tie Rod End
91	P13879	Seal, Oil	2	.....	
92	P13880	Cone, Bearing	2	.....	Inner
93	P13881	Cone, Bearing	2	.....	Outer
	P19362	Complete Hub Assembly	2	.....	LH & RH, Includes Items 94-98
94	P13883	Hub Only	2	.....	
95	P13886	Cup, Bearing	2	.....	Inner
96	P13887	Cup, Bearing	2	.....	Outer
97	P13888	Stud, Wheel	20	.....	
98	P13889	Stud, Hub to Drive Flange	24	.....	7/16"-14 x 7/16"-20 x 1.75"
99	P19363	Oil Deflector	2	.....	
100	P19364	Spacer	2	.....	
102	P19389	Hydraulic Strg. Cylinder (Cross)	2	.....	4-5/8" Stroke, 17-7/16 Collapsed Length
102	P19383	Hydraulic Strg. Cylinder (Lantex)	2	.....	4-5/8" Stroke, 17-7/16 Collapsed Length
103	P19330	Ring Gear	2	.....	
104	P13804	Lockwasher	2	.....	5/16" Heavy Spring
105	P13894	Lug Nut, Wheel	20	.....	3/4"-16
106	P13895	Spacer, Ring	2	.....	
107	P13896	Locknut, Bearing	2	.....	2-3/4"-16
108	P19331	Bolt, Hx.	2	.....	5/16"-24 x 2.25" GR 5PH
109	P13898	Gasket, Drive Flange	2	.....	

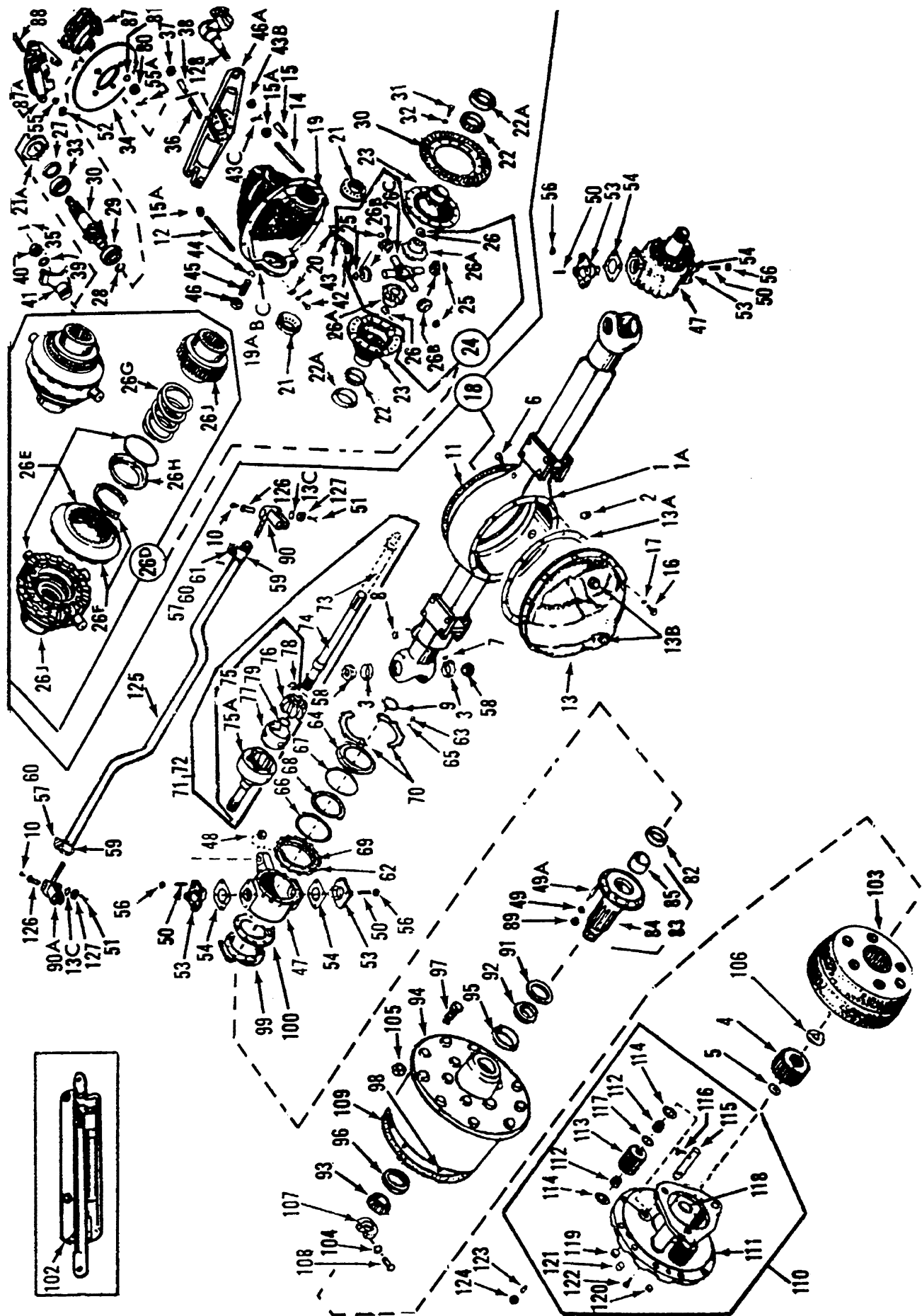


Figure P18068

**P18068 (4 of 4)**

ITEM	PART NO.	DESCRIPTION	QTY.	SERIAL NO.	REMARKS
110	P19332	Complete Drive Flange & Planetary Gear Assembly	2	.....	Includes Items 111-122
111	P19333	Drive Flange Only	2	.....	
112	P13901	Bearing, Needle	300	.....	50 per Gear
113	P13902	Planet Gear	6	.....	
114	P13903	Washer, Spacer	12	.....	
115	P19334	Pin, Planet Gear	6	.....	
116	P19335	Pin, spring	6	.....	3/16" x 1.50"
117	P13906	Spacer, Planet Gear	6	.....	
118	P19336	Washer, Thrust	2	.....	
119	P19337	Plug, Square Socket Pipe	2	.....	1/2"-14C
120	P13867	Plug, Pipe	2	.....	1/8" NPT
121	P13780	Plug, Magnetic Drain	2	.....	1/2"-14
122	P13868	Fitting, Relief	2	.....	
NI	P19338	Name Plate (Lull)	2	.....	Drive Flange & Planetary Gear Assy
NI	P19339	Screw, Machine (Name Plate Mtg.)	4	.....	#10-32 x 0.31"C
123	P13910	Dowel, Tapered	24	.....	
124	P13911	Locknut	24	.....	7/16"-20 GR 8
125	P13912	Tie Rod	1	.....	
126	P19339	Stud, Special	2	.....	
127	P13914	Nut, Slotted Head	2	.....	5/8"-11 GR 2P, Tie Rod
128	P13915	Socket Assembly	4	.....	
NI	P19340	Name Plate	1	.....	Axle Housing
NI	P13917	Drive Screws	4	.....	Axle Name Plate Mtg, #2 x 1/4"
NI	P13919	Bearing Set	1	.....	Includes Items 22, 22A, 29, 33
NI	P19314	Label, Gear Lube	3	.....	

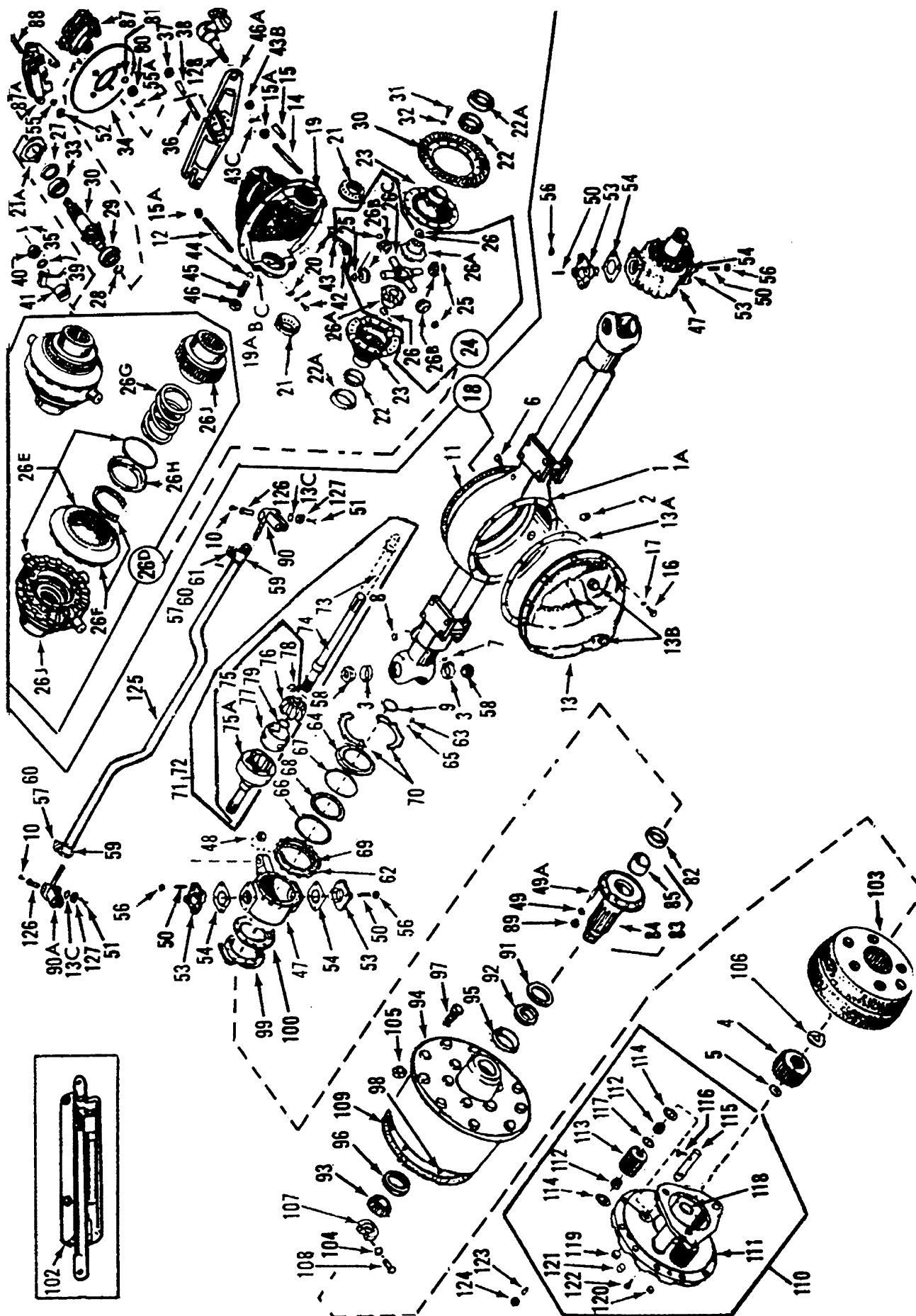


Figure P18069



**P18069 (1 of 4)**

ITEM	PART NO.	DESCRIPTION	QTY	SERIAL NO.	REMARKS
—	P18069	Steer Axle Assy w/Standard Diff. Assy	1	.....	w/Heavy Duty 22° Ball Ends
1	P19297	Axle Housing Weldment	1	.....	Rear
2	P13780	Plug, Magnetic Drain	1	.....	1/2"-14
3	P19298	Cup, Bearing	4	.....	
4	P13782	Gear, Sun	2	.....	
5	P13783	Ring, Retaining	2	.....	
6	P13784	Vent, Axle Air	1	.....	
7	P13785	Plug, Ball End Grease	2	.....	3/8" NPT
8	P13786	Fitting, Lubrication	2	.....	1/8" NPT Straight
9	P13787	Seal, Oil	2	.....	Axle Shaft
10	P13788	Fitting, Grease	2	.....	1/4"-28, Tie Rod
11	P13789	Gasket, Differential Carrier	1	.....	
12	P17535	Stud, Carrier Mounting	6	.....	7/16"-14 x 7/16"-20 x 1.88"
13	P13791	Cover	1	.....	Differential Assembly
13A	P19299	Gasket	1	.....	Differential Cover
13B	P19300	Plug, Square Socket	2	.....	3/4"-14 (Steel)
13C	P19306	Flatwasher	2	.....	5/8"
14	P13795	Stud, Carrier Mounting	4	.....	7/16"-14 x 7/16"-20 x 2.25"
15	P19307	Dowel, Tapered	4	.....	Carrier Mounting
15A	P17537	Locknut, Carrier Mounting	10	.....	7/16"-14 GR 8
16	P19308	Bolt, Hx., Diff. Cover Mounting	10	.....	7/16"-20 x 1" (GR 5PH)
17	P13797	Lockwasher, Diff. Cover Mtg Bolt	10	.....	7/17", P, Regular Spring
18	P19343	Complete Carrier Assembly	1	.....	Includes Items 19–26C, 27–46A
19	P13799	Carrier Housing & Cap Assembly	1	.....	
19A	P19309	Bolt, Hx.	4	.....	5/8"-11 x 3.25" GR 8PH
19B	P13803	Dowel	4	.....	
19C	P13804	Lockwasher	4	.....	5/8", P, Regular Spring
20	P13805	Lock, Diff. Bearing Adjusting Nut	2	.....	
21	P13806	Locknut	2	.....	Diff. Side Bearing
21A	P13794	Gasket	1	.....	
22	P17185	Cone	2	.....	Differential Side
22A	P17186	Cup	2	.....	Differential Side
23	P13808	Differential Case & Cover Assembly	1	.....	
26D	P17142	Complete Diff. Assembly, Standard	1	.....	Includes Items 25–26C
25	P17144	Washer, Thrust	4	.....	
26	P17145	Washer, thrust	2	.....	
26A	P19310	Gear, Side	2	.....	
26B	P19311	Gear, Pinion	4	.....	
26C	P19312	Spider	1	.....	
27	P13841	Seal Oil	1	.....	
28	P13811	Ring, Lock	1	.....	
29	P13812	Bearing, Roller	1	.....	Pinion Shaft, Rear

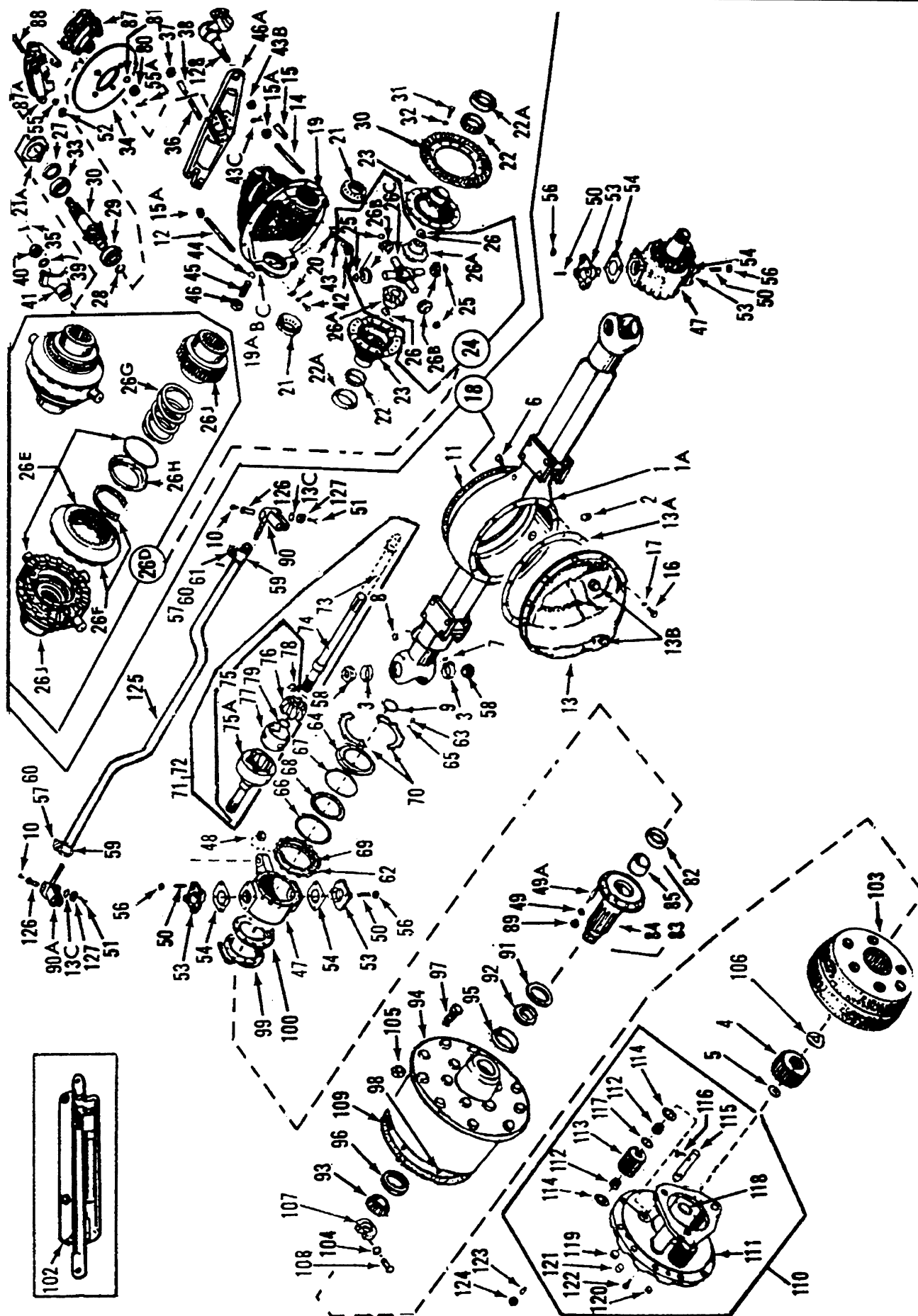


Figure P18069

**P18069 (2 of 4)**

ITEM	PART NO.	DESCRIPTION	QTY	SERIAL NO.	REMARKS
30	P13813	Ring Gear & Pinion Assembly	1	.....	6.17:1 Ratio
31	P13814	Bolt, Hx., Diff. Ring Gear	12	.....	1/2"-20 x 2" GR 7
32	P13815	Lockwasher, Ring Gear Bolt	12	.....	1/2", P, Heavy Spring
33	P13816	Bearing, Ball	1	.....	Pinion Shaft, Front
34	P19350	Disc, Brake	1	.....	
35	P13818	Cotter Pin, Pinion Nut	1	.....	1/8" x 1.75"
36	P19351	Stud, Steer Cyl. & Caliper Mtg Bracket	6	.....	5/8"-11 x 5/8"-18 x 2.53"
37	P13820	Nut, Hx.	6	.....	5/8"-18 GR 2Z
38	P13821	Dowel, Tapered	6	.....	
39	P13822	Washer	1	.....	
40	P13823	Nut, Pinion	1	.....	1-1/8"-18
41	P19352	Yoke, Brake	1	.....	
42	P19313	Bolt, Bearing Adjusting Nut Lock	2	.....	
43	P13826	Lockwasher, Lock Bolt	2	.....	5/16", P, Regular Spring
43B	P13842	Locknut	4	.....	1/2"-20 GR 8
43C	P13835	Cotter Pin	4	.....	1/8" x 1.25", P
44	P13827	Pad, Thrust	1	.....	
45	P13828	Screw, Thrust Pad	1	.....	
46	P13829	Jam Nut, Thrust Pad Screw	1	.....	
46A	P19353	Stud & Caliper Mounting Assembly	1	.....	Front
47	P19314	Housing, Steering Knuckle	2	.....	LH & RH
48	P19315	Bushing, Housing, Steering Knuckle	2	.....	LH & RH
49	P19355	Washer, Clipped	24	.....	7/16"
49A	P13833	Stud, Spindle to Knuckle	24	.....	7/16"-14 x 7/16"-20 x 2"
50	P13934	Stud, Trunnion to Knuckle	16	.....	1/2"-13 x 1/2"-20 x 2"
51	P13835	Cotter Pin	2	.....	1/8" x 1.25" LG (Tie Rod Bolt)
52	P19356	Locknut	2	.....	1/2"-13 GR 8
53	P19317	Trunnion	4	.....	
54	P13839	Shim, Knuckle Bearing	A/R	.....	.005" Thick
54	P13840	Shim, Knuckle Bearing	A/R	.....	.010" Thick
55A	P19358	Cotter Pin	2	.....	1/8" x 1.50" P
56	P13842	Locknut	16	.....	1/2"-20 GR 8
57	P13843	Lockwasher	2	.....	5/8", P, Reg Spring, (Tie Rod Clamp Bolt)
58	P19318	Cone, Bearing	4	.....	
59	P13845	Clamp, Tie Rod	2	.....	
60	P19319	Bolt, Hx.	2	.....	5/8"-11 x 2.25" GR 5PH, (Tie Rod Clamp Mounting)
61	P13847	Nut, Hx.	2	.....	5/8"-11 GR 2P (Tie Rod Clamp Bolt)
62	P13848	Gasket, Knuckle	2	.....	
63	P19321	Bolt, Retainer	24	.....	5/16"-18 x .62" GR 2PH
64	P19322	Ring, Split Retainer	2	.....	
65	P13851	Lockwasher, Retainer	26	.....	5/16", Z, Heavy Spring
66	P19323	Seal, Felt	2	.....	Steering Ball
67	P19324	Spring, Ball Seal	2	.....	

# DRIVE TRAIN

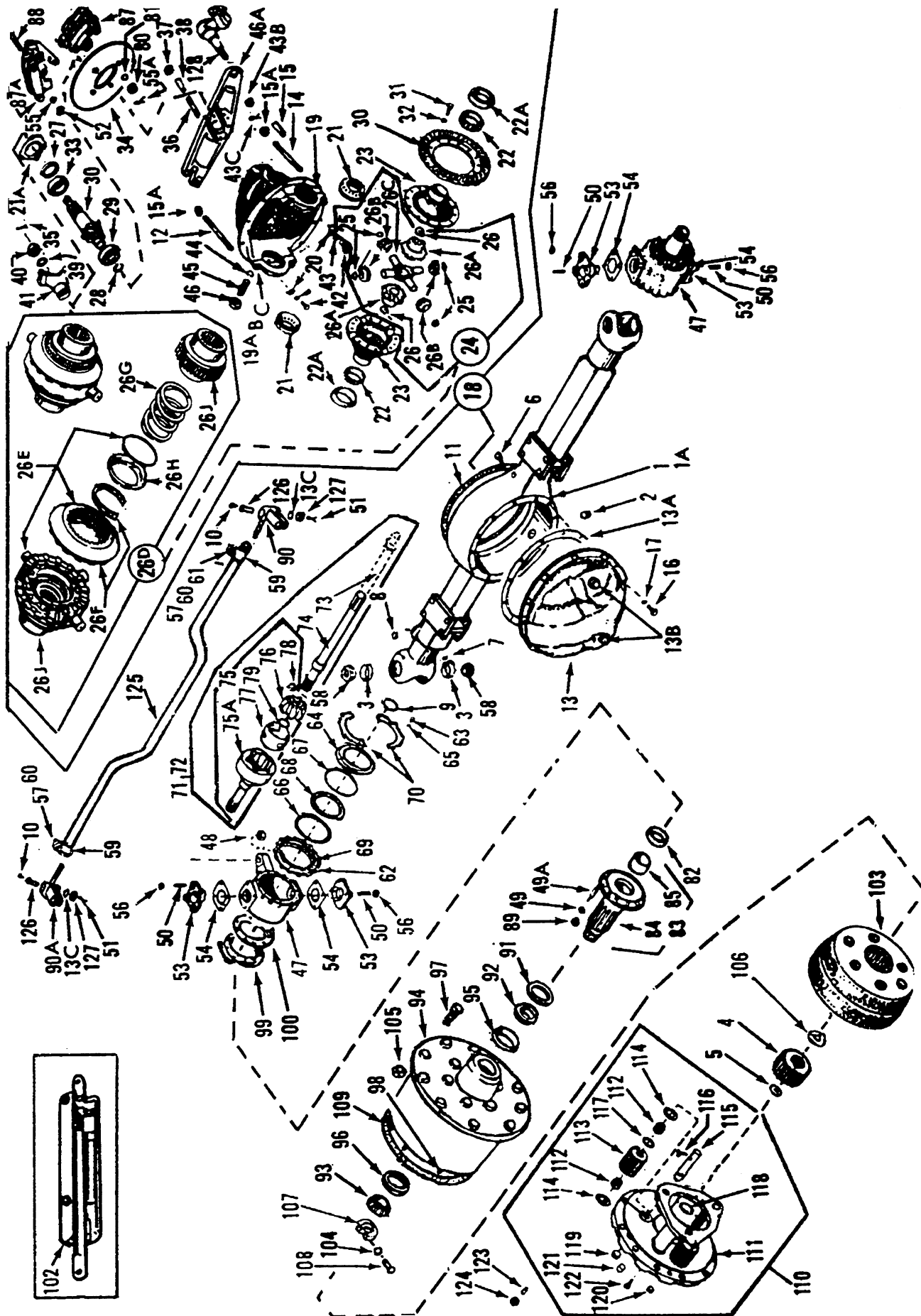


Figure P18069

**P18069 (3 of 4)**

ITEM	PART NO.	DESCRIPTION	QTY	SERIAL NO.	REMARKS
68	P19325	Seal, Oil	2	.....	Ball End
69	P19326	Flange	2	.....	
70	P19327	Ring, Retainer Half	4	.....	
71	P13858	Complete Shaft & U-Joint Assembly	1	.....	LH - Includes 73 & 75
72	P13859	Complete Shaft & U-Joint Assembly		.....	RH - Includes 74 & 75
73	P13860	Shaft	1	.....	Long (37.06")
74	P13861	Shaft	1	.....	Short (30.68")
75	P13857	U-Joint	1	.....	Includes Items 75A-79
75A	P13862	Bell, Outer Race	1	.....	
76	P13863	Race, Inner	1	.....	
77	P13864	Cage, U-Joint	1	.....	
78	P13865	Ball, U-Joint	6	.....	
79	P13866	Ring, Snap	1	.....	
80	P19359	Nut-Heavy, Hx., Slotted	2	.....	5/8"-11 GR 2P
81	P19360	Washer	2	.....	21/32" x 3/8" x 3/16"
82	P13869	Seal, Oil	2	.....	
83	P13870	Complete Spindle Assembly	2	.....	LH & RH, Includes Items 84, 85
84	P13871	Spindle Only	2	.....	
85	P13872	Bushing, Spindle	2	.....	LH & RH
87	P19145	Complete Caliper Assembly	1	.....	See Brake Caliper Assembly (P19145)
89	P13876	Locknut, Spindle to flange	24	.....	7/16"-20 GR 8
90	P13877	Clevis	1	.....	LH, Tie Rod End
90A	P13878	Clevis	1	.....	RH, Tie Rod End
91	P13879	Seal, Oil	2	.....	
92	P13880	Cone, Bearing	2	.....	Inner
93	P13881	Cone, Bearing	2	.....	Outer
	P19362	Complete Hub Assembly	2	.....	LH & RH, Includes Items 94-98
94	P13883	Hub Only	2	.....	
95	P13886	Cup, Bearing	2	.....	Inner
96	P13887	Cup, Bearing	2	.....	Outer
97	P13888	Stud, Wheel	20	.....	
98	P13889	Stud, Hub to Drive Flange	24	.....	7/16"-14 x 7/16"-20 x 1.75"
99	P19363	Oil Deflector	2	.....	
100	P19364	Spacer	2	.....	
102	P19389	Hydraulic Strg. Cylinder (Cross)	2	.....	4-5/8" Stroke, 17-7/16 Collapsed Length
102	P19383	Hydraulic Strg. Cylinder (Lantex)	2	.....	4-5/8" Stroke, 17-7/16 Collapsed Length
103	P19330	Ring Gear	2	.....	
104	P13804	Lockwasher	2	.....	5/16" Heavy Spring
105	P13894	Lug Nut, Wheel	20	.....	3/4"-16
106	P13895	Spacer, Ring	2	.....	
107	P13896	Locknut, Bearing	2	.....	2-3/4"-16
108	P19331	Bolt, Hx.	2	.....	5/16"-24 x 2.25" GR 5PH
109	P13898	Gasket, Drive Flange	2	.....	
110	P19332	Complete Drive Flange & Planetary Gear Assembly	2	.....	Includes Items 111-122

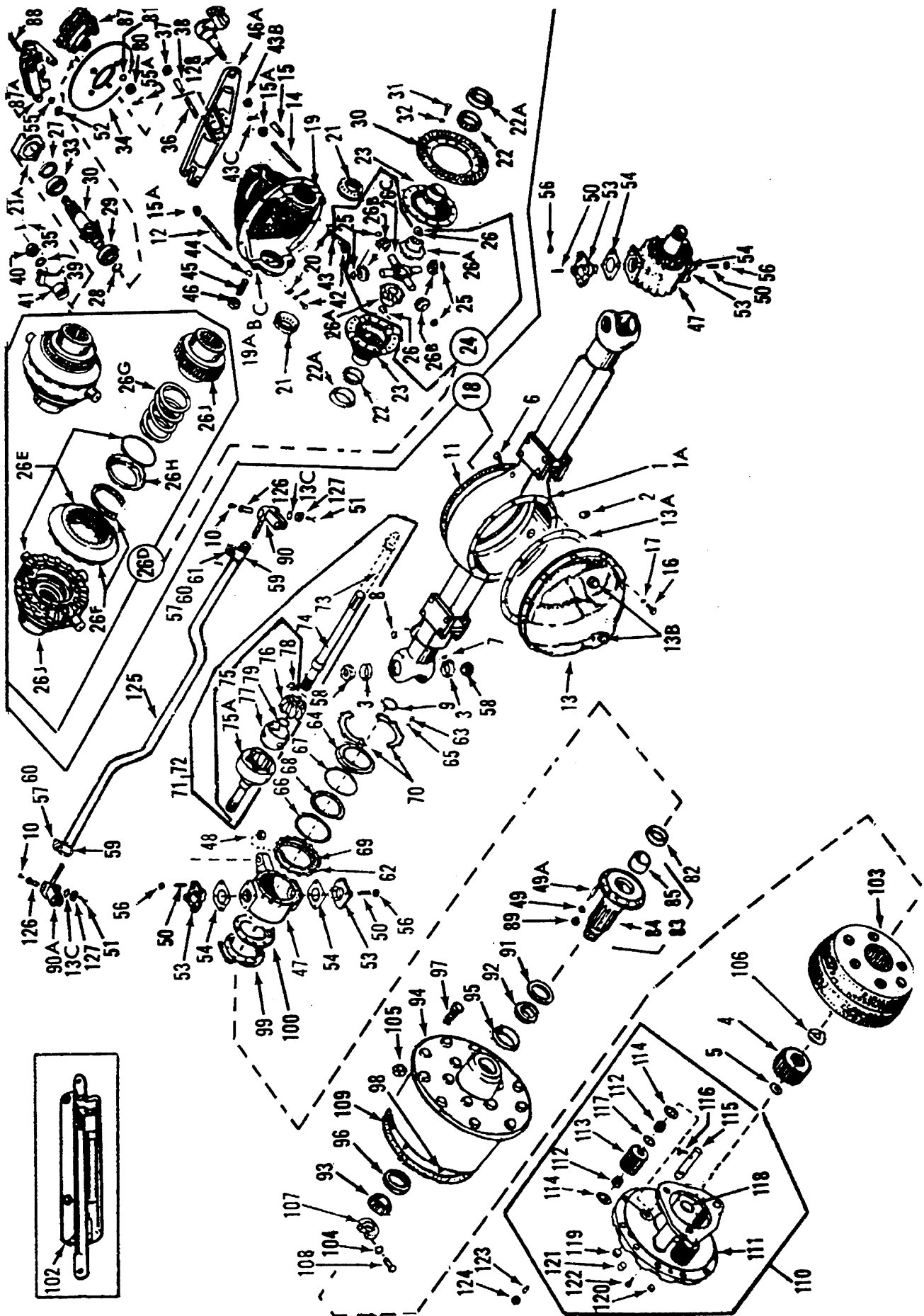


Figure P18069

## P18069 (4 of 4)

ITEM	PART NO.	DESCRIPTION	QTY	SERIAL NO.	REMARKS
111	P19333	Drive Flange Only	2	.....	
112	P13901	Bearing, Needle	300	.....	50 Quantity per Gear
113	P13902	Planet Gear	6	.....	
114	P13903	Washer, Spacer	12	.....	
115	P19334	Pin, Planet Gear	6	.....	
116	P19335	Pin, spring	6	.....	3/16" x 1.50"
117	P13906	Spacer, Planet Gear	6	.....	
118	P19336	Washer, Thrust	2	.....	
119	P19337	Plug, Square Socket Pipe	2	.....	1/2"-14C
120	P13867	Plug, Pipe	2	.....	1/8" NPT
121	P13780	Plug, Magnetic Drain	2	.....	1/2"-14
122	P13868	Fitting, Relief	2	.....	
NI	P19338	Name Plate (Lull)	2	.....	Drive Flange & Planetary Gear Assy
NI	P19339	Screw, Machine (Name Plate Mtg.)	4	.....	#10-32 x 0.31"C
123	P13910	Dowel, Tapered	24	.....	
124	P13911	Locknut	24	.....	7/16"-20 GR 8
125	P13912	Tie Rod	1	.....	
126	P19339	Stud, Special	2	.....	
127	P13914	Nut, Slotted Head	2	.....	5/8"-11 GR 2P, Tie Rod
128	P13915	Socket Assembly	4	.....	
NI	P19340	Name Plate	1	.....	Axle Housing
NI	P13917	Drive Screws	4	.....	Axle Name Plate Mtg, #2 x 1/4"
NI	P13919	Bearing Set	1	.....	Includes Items 22, 22A, 29, 33
NI	P19314	Label, Gear Lube	3	.....	

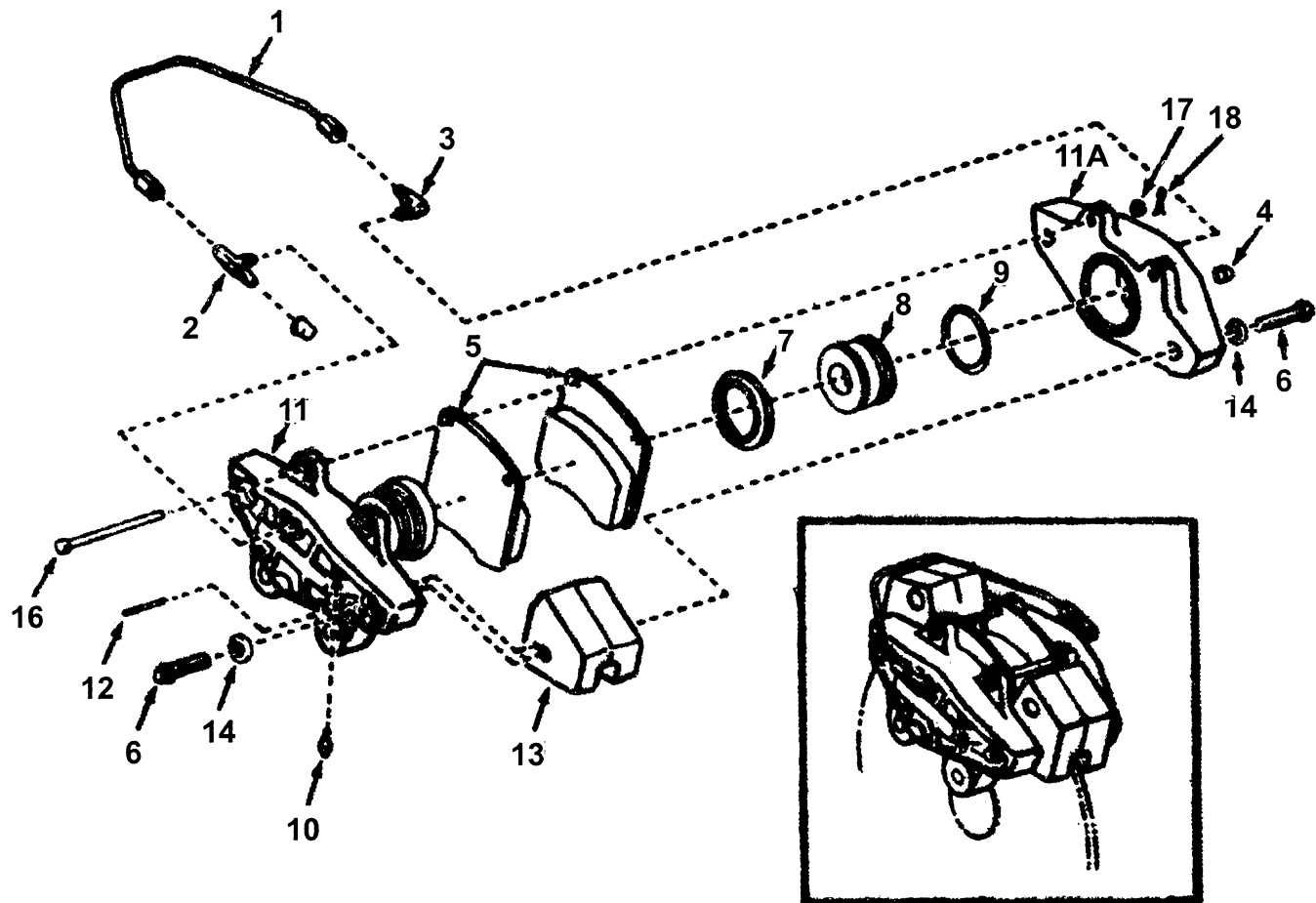


Figure P19145



**P19145**

ITEM	PART NO.	DESCRIPTION	QTY	SERIAL NO.	REMARKS
—	P19145	Brake Caliper Assembly	1	.....	Red Tag Brake Fluid
1	P19166	Transfer Line Assembly	1	.....	
2	P19168	Tee-Male Branch	1	.....	
3	P19167	Elbow, Male	1	.....	
4	P19179	Reducer	2	.....	
5	P19159	Pad, Brake	2	.....	
6	P19181	Screw	4	.....	12 PT., 7/16"-14 x 1.50"
7	P19162	Dust Boot	2	.....	
8	P19163	Piston	2	.....	
9	P19164	O-Ring	2	.....	
10	P19161	Bleeder Valve	4	.....	
11	P19158	Housing Piston with Ears	1	.....	
11A	P19157	Housing Piston without Ears	1	.....	
12	P19180	Pin, Drive Lock	2	.....	
13	P19160	Spacer	2	.....	
14	P19182	Flatwasher, Screw Backup	4	.....	
15	P19178	Bleeder Valve	2	.....	
16	P19176	Pin, Pad Retainer	2	.....	
17	P19165	Flatwasher	2	.....	
18	P19177	Pin, Cotter	2	.....	

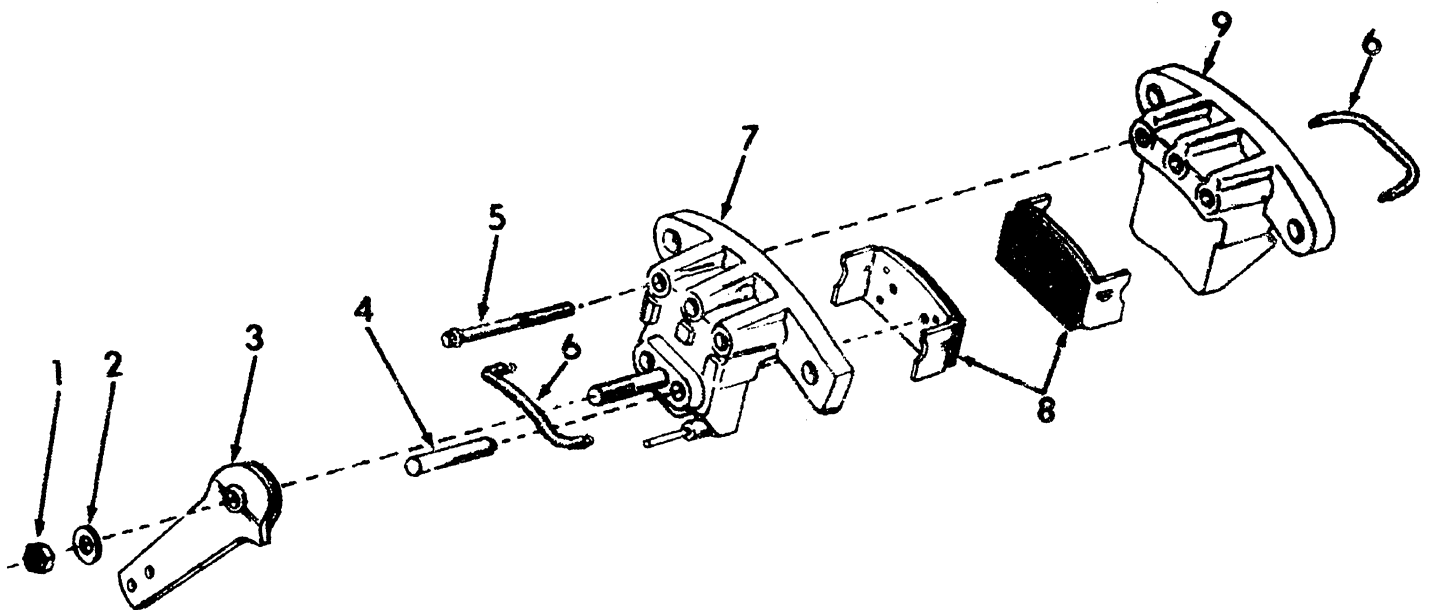


Figure P19146

**P19146**

ITEM	PART NO.	DESCRIPTION	QTY.	SERIAL NO.	REMARKS
—	P19146	Caliper Assembly - Mechanical	1	.....	
1	P19153	Locknut	1	.....	1/2"
2	P19152	Flatwasher	1	.....	1/2"
3	P19151	Lever	1	.....	
4	P19154	Pin	2	.....	
5	P19156	Bolt, Flanged	3	.....	3/8"
6	P19155	Spring	2	.....	
7	P19149	Housing with Stud	1	.....	
8	P19150	Pad, Brake	1	.....	
9	P19148	Housing	1	.....	

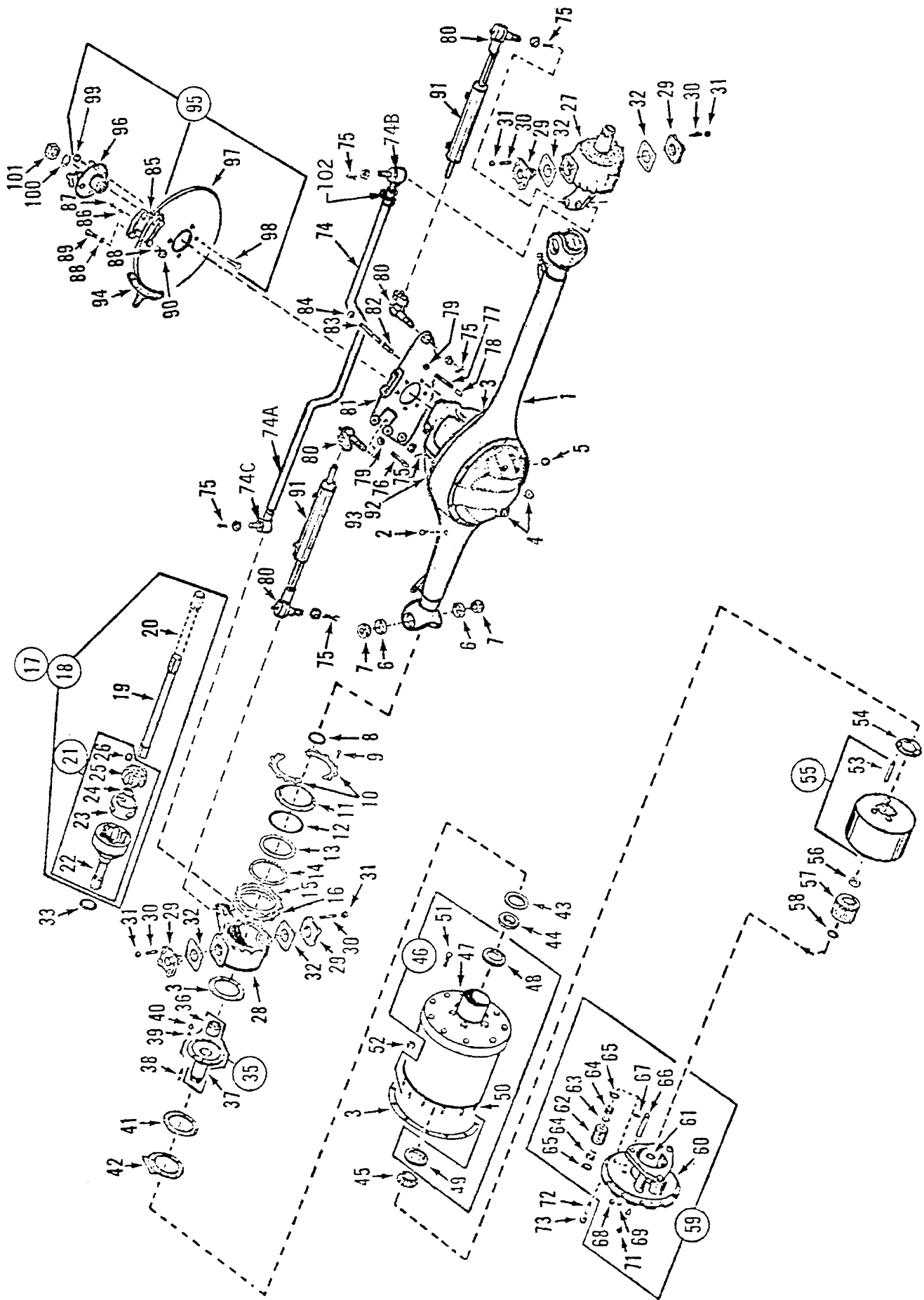


Figure P21735

**P21735 (1 of 3)**

ITEM	PART NO.	DESCRIPTION	QTY	SERIAL NO.	REMARKS
—	P21735	Front Planetary Steering Axle Assy.	1	530, 533-822	6.17:1 Ratio
1	P21801	Axle Housing Weldment	1	"—"	
2	P13784	Vent, Axle Air	1	"—"	
3	P13789	Formed Gasket	A/R	"—"	
4	P19300	Plug, Square Socket	2	"—"	3/4"-14, Steel
5	P13780	Plug, Magnetic Drain	1	"—"	1/2"-14
6	P19298	Cup, Bearing	4	"—"	
7	P19318	Cone, Bearing	4	"—"	
8	P13787	Seal, Oil	2	"—"	Axle Shaft
9	P17150	Bolt, Hx.	24	"—"	5/16"-18 x 0.50" GR 2 Whiz
10	P19327	Retainer	4	"—"	Outer, 2 LH & 2 RH
11	P19322	Retainer, Seal	2	"—"	Split, LH & RH
12	P19324	Spring, Ball Seal	2	"—"	LH & RH
13	P19325	Seal, Ball End	2	"—"	LH & RH
14	P29323	Seal, Felt	2	"—"	LH & RH
15	P19326	Retainer, Felt	2	"—"	LH & RH
16	P13848	Gasket, Knuckle	2	"—"	LH & RH
17	P21802	Shaft & U-Joint Assembly	1	"—"	Short, Includes Items 19, 21 & Component Parts
18	P21803	Shaft & U-Joint Assembly	1	"—"	Long, Includes Items 20, 21 & Component Parts
19	P21804	Axle Shaft	1	"—"	Short, 30.00"
20	P21805	Axle Shaft	1	"—"	Long, 36.50"
21	P21806	U-Joint	1	"—"	LH & RH, Includes Items 22-26
22	P21807	Bell, Outer Race	1	"—"	
23	P13864	Cage, U-Joint	1	"—"	
24	P13866	Ring, Snap	1	"—"	
25	P21808	Race, Inner	1	"—"	
26	P13865	Ball, U-Joint	6	"—"	
27	P21809	Housing, Steering Knuckle	1	"—"	LH
28	P21810	Housing, Steering Knuckle	1	"—"	RH
29	P19317	Trunnion	4	"—"	
30	P13834	Stud	16	"—"	1/2"-13 x 1/2"-20 x 2", Trunnion Mounting
31	P13842	Locknut	16	"—"	1/2"-20 GR 8, Trunnion Mounting
32	P13839	Shim, Knuckle Bearing	4	"—"	.005" Thick
32	P13840	Shim, Knuckle Bearing	4	"—"	.010" Thick
33	P13869	Seal, Oil	2	"—"	LH & RH
35	P21811	Spindle Assembly	2	"—"	LH & RH, Includes Items 36, 37
36	P13872	Bushing, Spindle	2	"—"	LH & RH
37	P21812	Spindle Only	2	"—"	LH & RH
38	P13833	Stud, Spindle to Knuckle	24	"—"	7/16"-14 x 7/16"-20 x 2", 12 LH, 12 RH
39	P21813	Washer	24	"—"	12 LH, 12 RH
40	P13911	Locknut	24	"—"	7/16"-20 GR 8, 12 LH, 12 RH
41	P19364	Spacer	2	"—"	LH & RH
42	P19363	Oil Deflector	2	"—"	LH & RH
43	P13879	Seal, Oil	2	"—"	LH & RH
44	P13880	Cone, Bearing	2	"—"	Inner, LH & RH

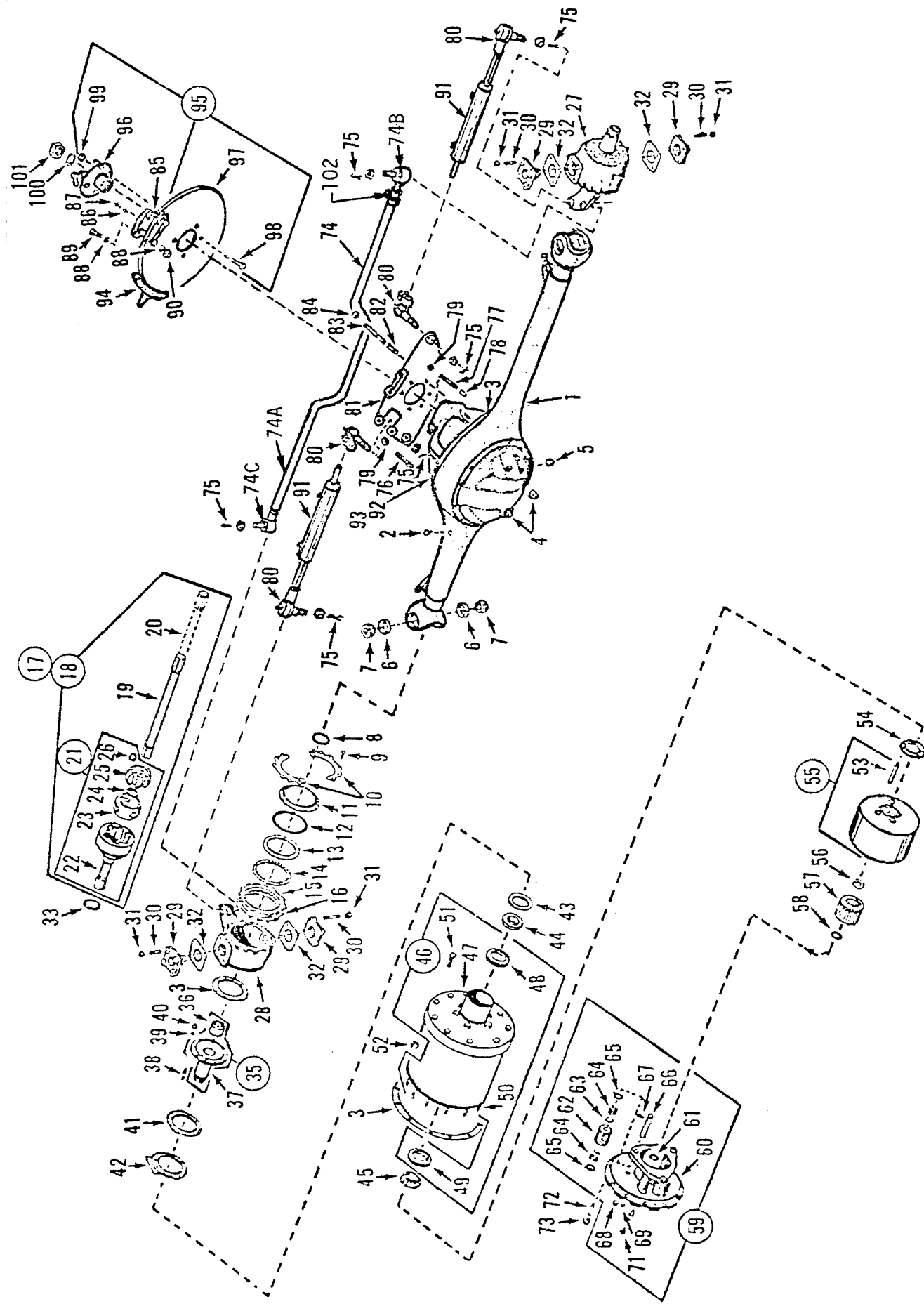
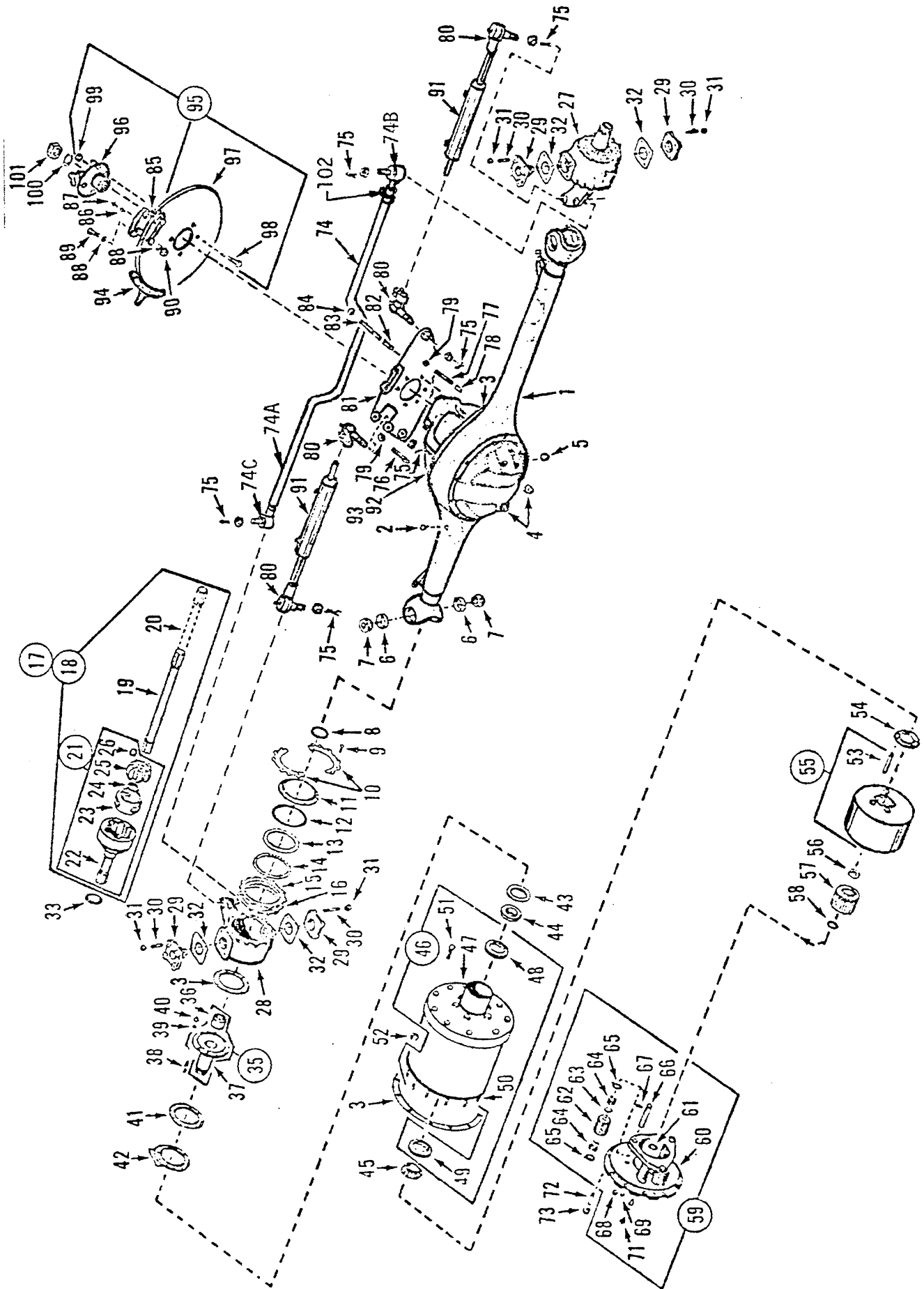


Figure P21735

**P21735 (2 of 3)**

ITEM	PART NO.	DESCRIPTION	QTY	SERIAL NO.	REMARKS
45	P13881	Cone, Bearing	2	"—"	Outer, LH & RH
46	P21814	Hub Assembly	2	"—"	LH & RH, Includes Items 47–51
47	P21815	Hub Only	2	"—"	LH & RH
48	P13886	Cup, Bearing	2	"—"	Inner, LH & RH
49	P13887	Cup, Bearing	2	"—"	Outer, LH & RH
50	P13889	Stud, Hub to Drive Flange	24	"—"	7/16"-14 x 7/16"-20 x 1.75", 12 LH, 12 RH
51	P21816	Stud, Wheel	20	"—"	10 LH, 10 RH
52	P13894	Lug Nut, Wheel	20	"—"	3/4"-16, 10 LH, 10 RH
53	P21817	Roll Pin	2	"—"	.312" x .750", LH & RH
54	P21818	Locknut	2	"—"	LH & RH
55	P21819	Ring Gear Assembly	2	"—"	LH & RH, Incl. Item 53
56	P13895	Spacer	2	"—"	LH & RH
57	P21820	Sun Gear	2	"—"	LH & RH
58	P13783	Ring, Retaining	2	"—"	LH & RH
59	P19332	Drive Flange & Planetary Gear Assy.	2	"—"	LH & RH, Includes Items 60–71
60	P13900	Drive Flange Only	2	"—"	LH & RH
61	P19336	Thrust Washer	2	"—"	LH & RH
62	P13902	Planetary Gear	6	"—"	3 LH, 3 RH
63	P13906	Spacer, Planetary Gear	6	"—"	3 LH, 3 RH
64	P13901	Bearing, Needle	300	"—"	50 Quantity per Gear
65	P13903	Washer, Spacer	12	"—"	7/8", 6 LH, 6 RH
66	P19334	Pin, Planetary Gear	6	"—"	3 LH, 3 RH
67	P19335	Pin, Tension	6	"—"	3/16" x 1.50", 3 LH, 3 RH
68	P13780	Plug, Magnetic Drain	2	"—"	1/2"-14, LH & RH
69	P13909	Plug, Hex Soc. Pipe	2	"—"	1/2"-14, LH & RH
71	P21821	Relief Fitting	2	"—"	LH & RH
72	P13910	Dowel, Tapered	24	"—"	12 LH, 12 RH
73	P13911	Locknut	24	"—"	7/16"-20 GR 8, 12 LH, 12 RH
74	P21822	Tie Rod Assembly	1	"—"	
74A	P23262	Tie Rod	1	"—"	
74B	P23263	Tie Rod End	1	"—"	Course Thread
74C	P10345	Tie Rod End	1	"—"	Fine Thread
75	P13835	Cotter Pin	6	"—"	1/8" x 1.25", P
76	P17535	Stud	6	"—"	7/16"-14 & 7/16"-20 x 1.88", Carrier Mtg.
77	P17536	Stud	4	"—"	7/16"-14 & 7/16"-20 x 2.25", Carrier Mtg.
78	P13910	Dowel, Tapered	4	"—"	Carrier Mounting
79	P17537	Locknut	10	"—"	7/16"-14 GR 8
80	P13915	Socket Assembly	4	"—"	
81	P21823	Bracket, Steering Cylinder	1	"—"	
82	P13821	Dowel, Bracket Mounting	6	"—"	
83	P13819	Stud	6	"—"	5/8"-18 & 5/8"-11 x 2.53", Bracket Mtg.
84	P13820	Nut, Hx.	6	"—"	5/8"-18 GR 5Z, Bracket Mounting
85	P20780	Complete Caliper Assembly	1	"—"	
86	P19767	Fitting, Bleeder Screw	2	"—"	Caliper Assembly
87	P21824	Bleeder Screw	2	"—"	Caliper Assembly





**P21735 (3 of 3)**

ITEM	PART NO.	DESCRIPTION	QTY	SERIAL NO.	REMARKS
88	P19306	Flatwasher	4	"—"	5/8"
89	P21825	Screw	2	"—"	12 PT., 5/8"-11 x 2.50" GR 8PH
90	P21826	Locknut	2	"—"	5/8"-11 GR 8
91	P21827	Complete Steering Cylinder Assembly	2	"—"	LH & RH
91A	P21828	Kit, Steering Cylinder Seal	2	"—"	
92	P21829	Complete Carrier Assembly w/No-Spin	1	"—"	6.17:1 Ratio
94	P20781	Complete Caliper Assembly	1	"—"	Mechanical
95	P21837	End Yoke Assembly	1	"—"	
96	P19352	Yoke, 6C	1	"—"	
97	P21833	Disc, Brake	1	"—"	
98	P21834	Screw, Hx.	4	"—"	Special
99	P13842	Locknut	4	"—"	1/2"-20 GR 8
100	P21835	Flatwasher	1	"—"	1"
101	P21836	Nut, Pinion	1	"—"	
102	P23264	Clamp, Tie Rod	2	"—"	

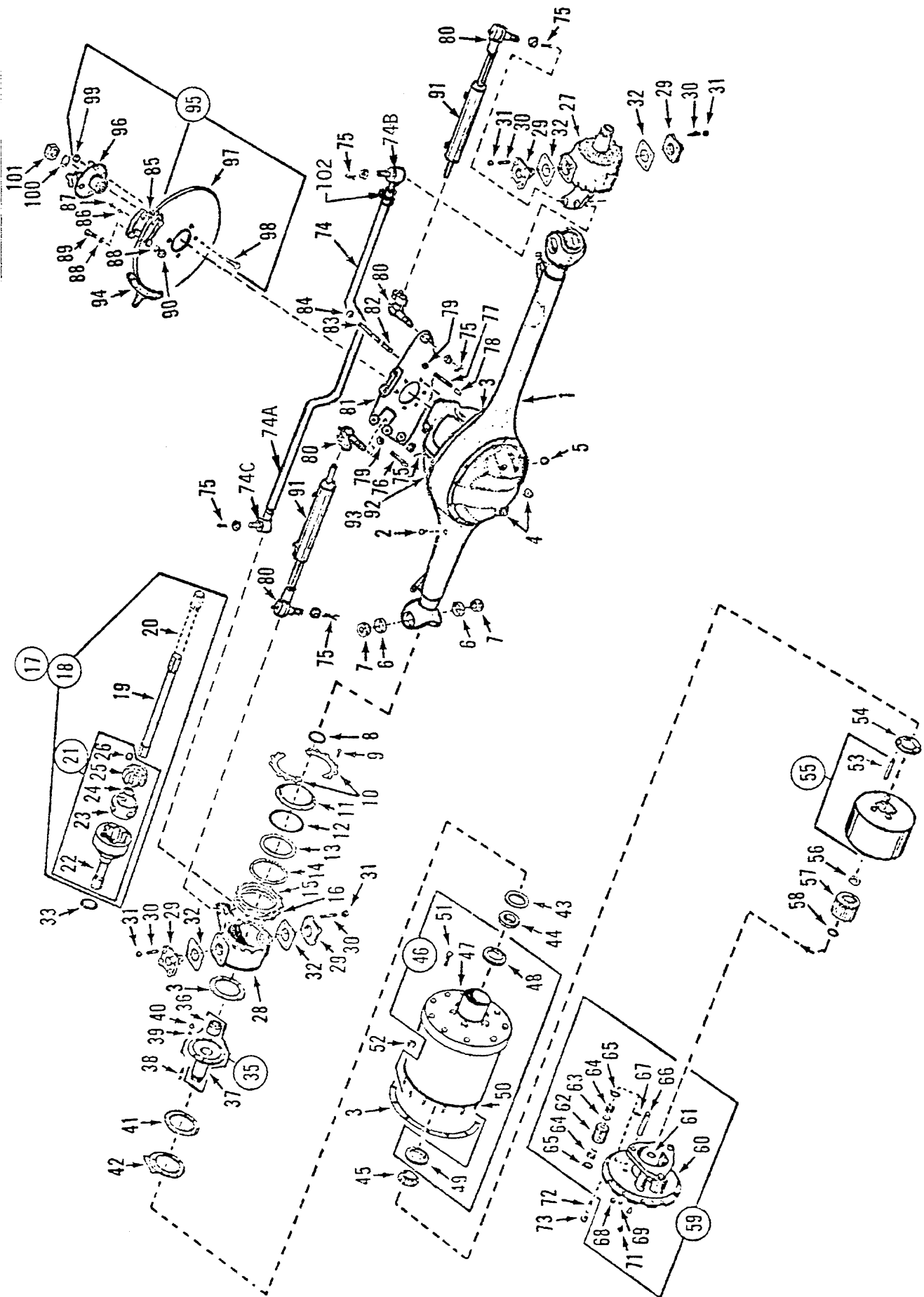


Figure P21736

**P21736 (1 of 3)**

ITEM	PART NO.	DESCRIPTION	QTY	SERIAL NO.	REMARKS
—	P21736	Rear Planetary Steering Axle Assy.	1	530, 533-822	6.17:1 Ratio
1	P21801	Axle Housing Weldment	1	"—"	
2	P13784	Vent, Axle Air	1	"—"	
3	P13789	Formed Gasket	A/R	"—"	
4	P19300	Plug, Square Socket	2	"—"	3/4"-14, Steel
5	P13780	Plug, Magnetic Drain	1	"—"	1/2"-14
6	P19298	Cup, Bearing	4	"—"	
7	P19318	Cone, Bearing	4	"—"	
8	P13787	Seal, Oil	2	"—"	Axle Shaft
9	P17150	Bolt, Hx.	24	"—"	5/16"-18 x 0.50" GR 2 Whiz
10	P19327	Retainer	4	"—"	Outer, 2 LH & 2 RH
11	P19322	Retainer, Seal	2	"—"	Split, LH & RH
12	P19324	Spring, Ball Seal	2	"—"	LH & RH
13	P19325	Seal, Ball End	2	"—"	LH & RH
14	P29323	Seal, Felt	2	"—"	LH & RH
15	P19326	Retainer, Felt	2	"—"	LH & RH
16	P13848	Gasket, Knuckle	2	"—"	LH & RH
17	P21802	Shaft & U-Joint Assembly	1	"—"	Short, Includes Items 19, 21 & Component Parts
18	P21803	Shaft & U-Joint Assembly	1	"—"	Long, Includes Items 20, 21 & Component Parts
19	P21804	Axle Shaft	1	"—"	Short, 30.00"
20	P21805	Axle Shaft	1	"—"	Long, 36.50"
21	P21806	U-Joint	1	"—"	LH & RH, Includes Items 22-26
22	P21807	Bell, Outer Race	1	"—"	
23	P13864	Cage, U-Joint	1	"—"	
24	P13866	Ring, Snap	1	"—"	
25	P21808	Race, Inner	1	"—"	
26	P13865	Ball, U-Joint	6	"—"	
27	P21809	Housing, Steering Knuckle	1	"—"	LH
28	P21810	Housing, Steering Knuckle	1	"—"	RH
29	P19317	Trunnion	4	"—"	
30	P13834	Stud	16	"—"	1/2"-13 x 1/2"-20 x 2", Trunnion Mounting
31	P13842	Locknut	16	"—"	1/2"-20 GR 8, Trunnion Mounting
32	P13839	Shim, Knuckle Bearing	4	"—"	.005" Thick
32	P13840	Shim, Knuckle Bearing	4	"—"	.010" Thick
33	P13869	Seal, Oil	2	"—"	LH & RH
35	P21811	Spindle Assembly	2	"—"	LH & RH, Includes Items 36, 37
36	P13872	Bushing, Spindle	2	"—"	LH & RH
37	P21812	Spindle Only	2	"—"	LH & RH
38	P13833	Stud, Spindle to Knuckle	24	"—"	7/16"-14 x 7/16"-20 x 2", 12 LH, 12 RH
39	P21813	Washer	24	"—"	12 LH, 12 RH
40	P13911	Locknut	24	"—"	7/16"-20 GR 8, 12 LH, 12 RH
41	P19364	Spacer	2	"—"	LH & RH
42	P19363	Oil Deflector	2	"—"	LH & RH
43	P13879	Seal, Oil	2	"—"	LH & RH
44	P13880	Cone, Bearing	2	"—"	Inner, LH & RH

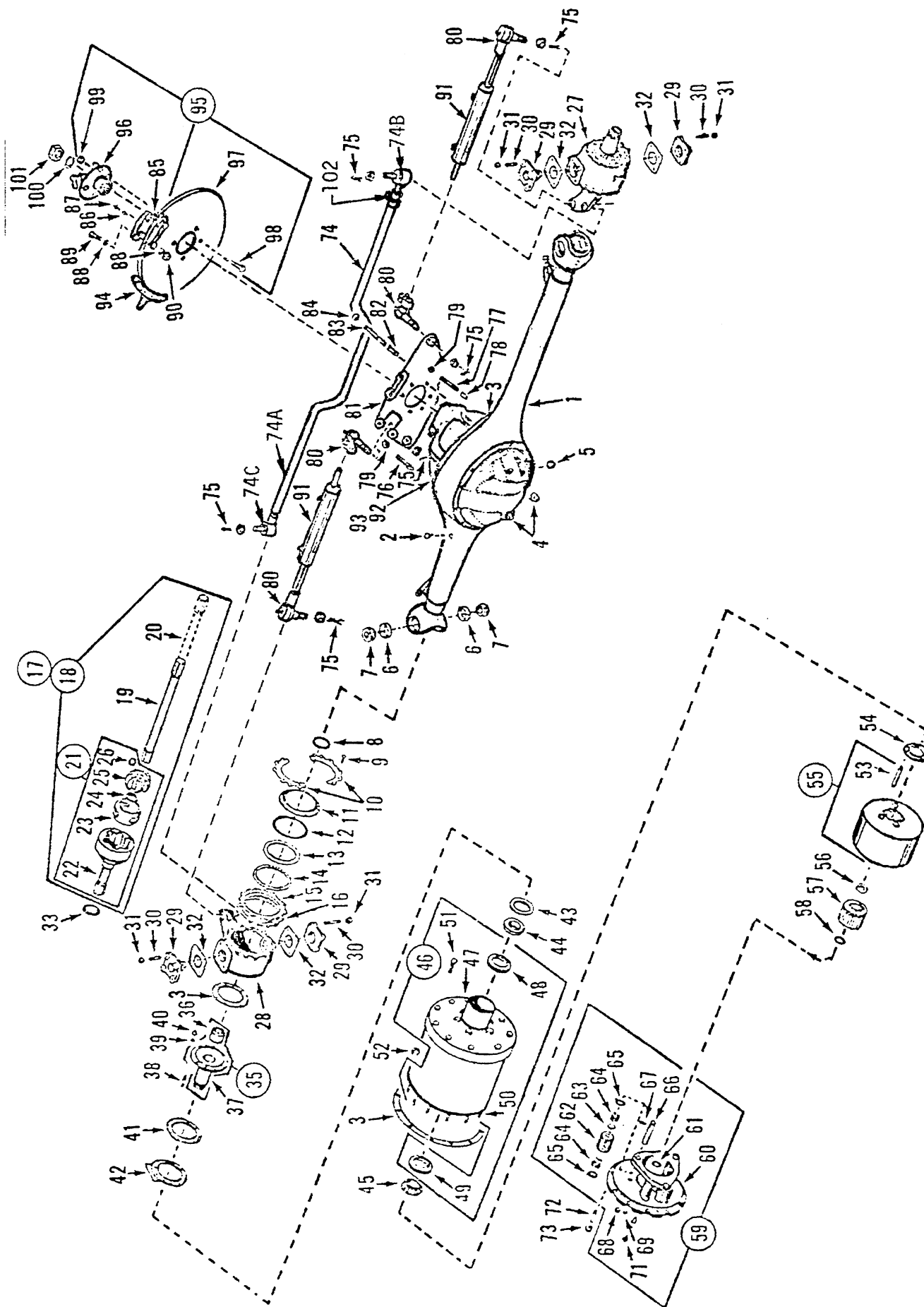


Figure P21736

**P21736 (2 of 3)**

ITEM	PART NO.	DESCRIPTION	QTY.	SERIAL NO.	REMARKS
45	P13881	Cone, Bearing	2	"—"	Outer, LH & RH
46	P21814	Hub Assembly	2	"—"	LH & RH, Includes Items 47–51
47	P21815	Hub Only	2	"—"	LH & RH
48	P13886	Cup, Bearing	2	"—"	Inner, LH & RH
49	P13887	Cup, Bearing	2	"—"	Outer, LH & RH
50	P13889	Stud, Hub to Drive Flange	24	"—"	7/16"-14 x 7/16"-20 x 1.75", 12 LH, 12 RH
51	P21816	Stud, Wheel	20	"—"	10 LH, 10 RH
52	P13894	Lug Nut, Wheel	20	"—"	3/4"-16, 10 LH, 10 RH
53	P21817	Roll Pin	2	"—"	.312" x .750", LH & RH
54	P21818	Locknut	2	"—"	LH & RH
55	P21819	Ring Gear Assembly	2	"—"	LH & RH, Incl. Item 53
56	P13895	Spacer	2	"—"	LH & RH
57	P21820	Sun Gear	2	"—"	LH & RH
58	P13783	Ring, Retaining	2	"—"	LH & RH
59	P19332	Drive Flange & Planetary Gear Assy.	2	"—"	LH & RH, Includes Items 60–71
60	P13900	Drive Flange Only	2	"—"	LH & RH
61	P19336	Thrust Washer	2	"—"	LH & RH
62	P13902	Planetary Gear	6	"—"	3 LH, 3 RH
63	P13906	Spacer, Planetary Gear	6	"—"	3 LH, 3 RH
64	P13901	Bearing, Needle	300	"—"	50 Quantity per Gear
65	P13903	Washer, Spacer	12	"—"	7/8", 6 LH, 6 RH
66	P19334	Pin, Planetary Gear	6	"—"	3 LH, 3 RH
67	P19335	Pin, Tension	6	"—"	3/16" x 1.50", 3 LH, 3 RH
68	P13780	Plug, Magnetic Drain	2	"—"	1/2"-14, LH & RH
69	P13909	Plug, Hex Soc. Pipe	2	"—"	1/2"-14, LH & RH
71	P21821	Relief Fitting	2	"—"	LH & RH
72	P13910	Dowel, Tapered	24	"—"	12 LH, 12 RH
73	P13911	Locknut	24	"—"	7/16"-20 GR 8, 12 LH, 12 RH
74	P21822	Tie Rod Assembly	1	"—"	
74A	P23262	Tie Rod	1	"—"	
74B	P23263	Tie Rod End	1	"—"	Course Thread
74C	P10345	Tie Rod End	1	"—"	Fine Thread
75	P13835	Cotter Pin	6	"—"	1/8" x 1.25", P
76	P17535	Stud	6	"—"	7/16"-14 & 7/16"-20 x 1.88", Carrier Mtg.
77	P17536	Stud	4	"—"	7/16"-14 & 7/16"-20 x 2.25", Carrier Mtg.
78	P13910	Dowel, Tapered	4	"—"	Carrier Mounting
79	P17537	Locknut	10	"—"	7/16"-14 GR 8
80	P13915	Socket Assembly	4	"—"	
81	P21823	Bracket, Steering Cylinder	1	"—"	
82	P13821	Dowel, Bracket Mounting	6	"—"	
83	P13819	Stud	6	"—"	5/8"-18 & 5/8"-11 x 2.53", Bracket Mtg.
84	P13820	Nut, Hx.	6	"—"	5/8"-18 GR 5Z, Bracket Mounting
85	P20780	Complete Caliper Assembly	1	"—"	
86	P19767	Fitting, Bleeder Screw	2	"—"	Caliper Assembly
87	P21824	Bleeder Screw	2	"—"	Caliper Assembly

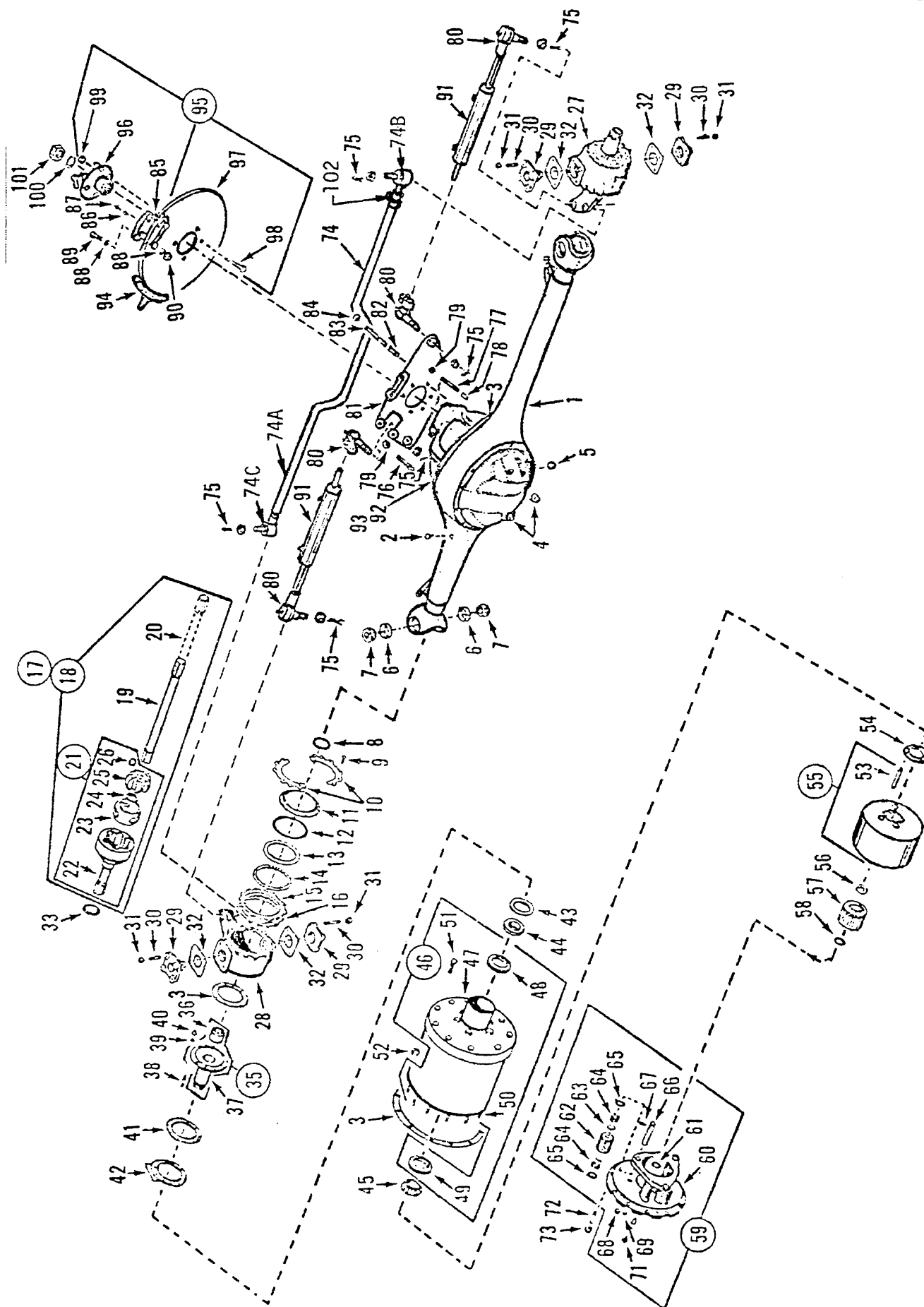


Figure P21736

**P21736 (3 of 3)**

ITEM	PART NO.	DESCRIPTION	QTY.	SERIAL NO.	REMARKS
88	P19306	Flatwasher	4	"—"	5/8"
89	P21825	Screw	2	"—"	12 PT., 5/8"-11 x 2.50" GR 8PH
90	P21826	Locknut	2	"—"	5/8"-11 GR 8
91	P21827	Complete Steering Cylinder Assembly	2	"—"	LH & RH
91A	P21828	Kit, Steering Cylinder Seal	2	"—"	
92	P21830	Complete Carrier Assembly w/No-Spin	1	"—"	6.17:1 Ratio
95	P21837	End Yoke Assembly	1	"—"	
96	P19352	Yoke, 6C	1	"—"	
97	P21833	Disc, Brake	1	"—"	
98	P21834	Screw, Hx.	4	"—"	Special
99	P13842	Locknut	4	"—"	1/2"-20 GR 8
100	P21835	Flatwasher	1	"—"	1"
101	P21836	Nut, Pinion	1	"—"	
102	P23264	Clamp, Tie Rod	2	"—"	

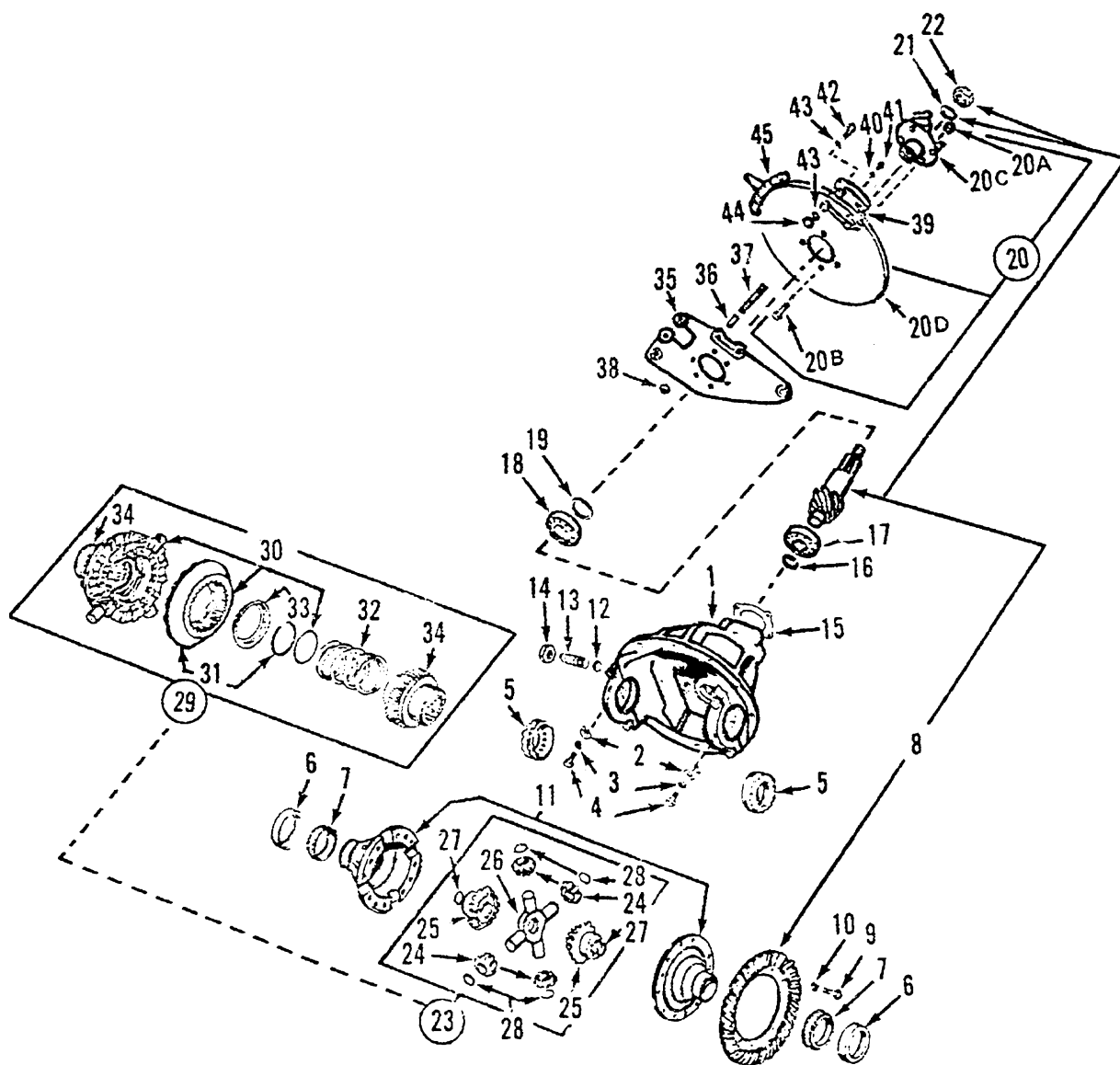


Figure P21829



## P21829

ITEM	PART NO.	DESCRIPTION	QTY.	SERIAL NO.	REMARKS
—	P21829	Complete Carrier Assy w/No-Spin Diff.		530, 533-822	
1	P21842	Carrier Housing & Cap Assembly	1	"—"	
2	P13805	Lock, Diff. Adjusting Nut	2	"—"	
3	P13826	Lockwasher	2	"—"	5/16", P, Lock Bolt
4	P19313	Bolt, Hx.	2	"—"	5/16"-18 x 0.625" (G5)
5	P13806	Locknut, Bearing Adjusting	2	"—"	
6	P17186	Cup, Bearing	2	"—"	Differential Side
7	P17185	Cone, Bearing	2	"—"	Differential Side
8	P13813	Ring Gear & Pinion Kit	1	"—"	
9	P13814	Bolt, Hx.	12	"—"	1/2"-20 x 2" (G7)
10	P13815	Lockwasher	12	"—"	1/2", P, Heavy
11	P13808	Diff. Case & Cover Assembly	1	"—"	
12	P13827	Pad, Thrust	1	"—"	
13	P13828	Screw, Thrust Pad	1	"—"	
14	P13829	Jam Nut, Hx.	1	"—"	7/8"-14
15	P13794	Gasket	1	"—"	
16	P13811	Ring, Lock	1	"—"	Pinion Shaft Bearing
17	P13812	Bearing, Roller	1	"—"	Pinion Shaft (Rear)
18	P13816	Bearing, Ball	1	"—"	Pinion Shaft (Front)
19	P13841	Seal, Oil	1	"—"	
20	P21837	End Yoke Assembly	1	"—"	
20A	P13842	Locknut	4	"—"	1/2"-20 (G8)
20B	P21834	Screw, Hx.	4	"—"	Special
20C	P19352	Yoke, 6C	1	"—"	
20D	P21833	Disc, Brake	1	"—"	
21	P21835	Flatwasher	1	"—"	1"
22	P21836	Nut, Pinion	1	"—"	
29	P21840	Complete Diff. Assy - No-Spin	1	"—"	Incl. Items 30-34
30	P19345	Spider Assembly	1	"—"	Incl. Spider, Center Cam, Snap Ring not serviced separately
31	P21841	Clutch & Holdout Ring Assembly	1	"—"	Incl. Clutch Member & Holdout Ring not serviced separately
32	P19347	Spring	2	"—"	
33	P19348	Retainer, spring	2	"—"	
34	P19349	Side Gear	2	"—"	LH & RH
35	P21823	Bracket, Steering Cylinder	1	"—"	
36	P13821	Dowel	6	"—"	
37	P13819	Stud	6	"—"	5/8"-18 x 5/8"-11 x 2.53"
38	P13820	Nut, Hx.	6	"—"	5/8"-18 (G5)
39	P20780	Complete Caliper Assembly	1	"—"	
40	P19767	Fitting, Bleeder Screw	2	"—"	Caliper Assembly
41	P21824	Bleeder Screw	2	"—"	Caliper Assembly
42	P21825	Screw	2	"—"	5/8"-11 x 2.50" (G8)
43	P19306	Flatwasher	4	"—"	5/8"
44	P21826	Locknut	2	"—"	5/8"-11 (G8)
45	P20781	Complete Caliper Assembly	1	"—"	

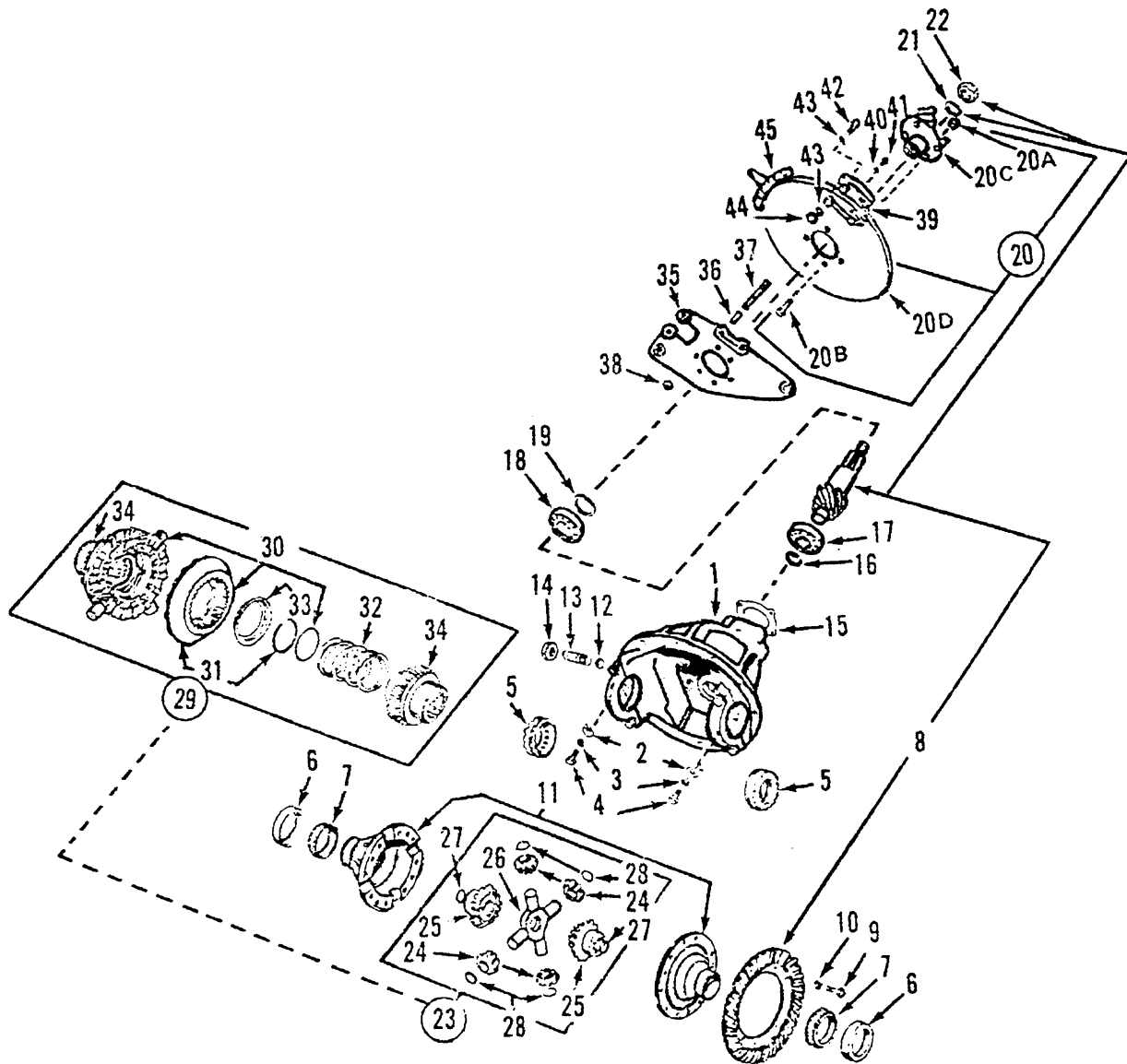
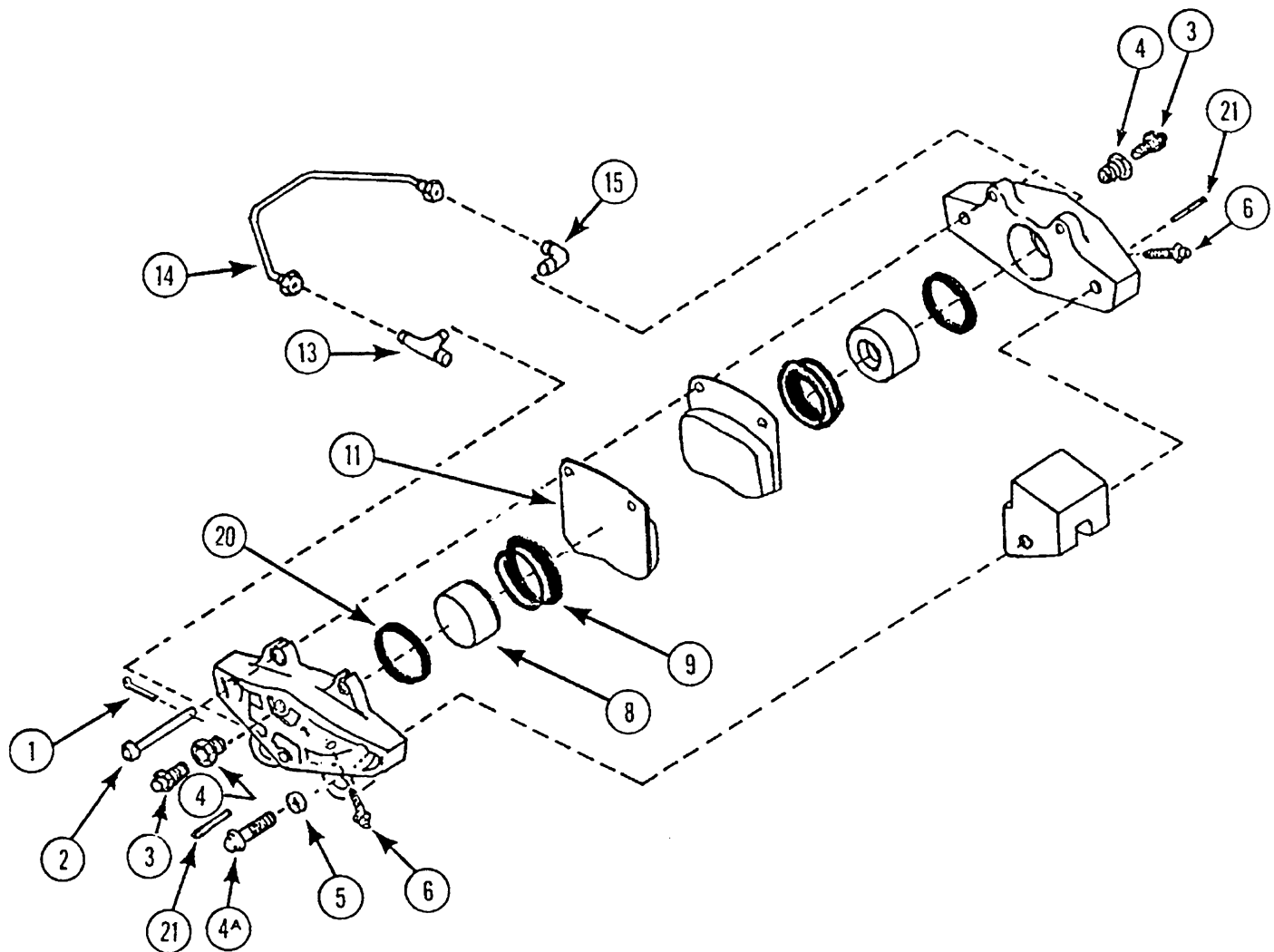


Figure P21830

## P21830

ITEM	PART NO.	DESCRIPTION	QTY	SERIAL NO.	REMARKS
—	P21830	Complete Carrier Assy w/Standard Diff		530, 533-822	
1	P21842	Carrier Housing & Cap Assembly	1	"—"	
2	P13805	Lock, Diff. Adjusting Nut	2	"—"	
3	P13826	Lockwasher	2	"—"	5/16", P, Lock Bolt
4	P19313	Bolt, Hx.	2	"—"	5/16"-18 x 0.625" (G5)
5	P13806	Locknut, Bearing Adjusting	2	"—"	
6	P17186	Cup, Bearing	2	"—"	Differential Side
7	P17185	Cone, Bearing	2	"—"	Differential Side
8	P13813	Ring Gear & Pinion Kit	1	"—"	
9	P13814	Bolt, Hx.	12	"—"	1/2"-20 x 2" (G7)
10	P13815	Lockwasher	12	"—"	1/2", P, Heavy
11	P13808	Diff. Case & Cover Assembly	1	"—"	
12	P13827	Pad, Thrust	1	"—"	
13	P13828	Screw, Thrust Pad	1	"—"	
14	P13829	Jam Nut, Hx.	1	"—"	7/8"-14
15	P13794	Gasket	1	"—"	
16	P13811	Ring, Lock	1	"—"	Pinion Shaft Bearing
17	P13812	Bearing, Roller	1	"—"	Pinion Shaft (Rear)
18	P13816	Bearing, Ball	1	"—"	Pinion Shaft (Front)
19	P13841	Seal, Oil	1	"—"	
20	P21837	End Yoke Assembly	1	"—"	
20A	P13842	Locknut	4	"—"	1/2"-20 (G8)
20B	P21834	Screw, Hx.	4	"—"	Special
20C	P19352	Yoke, 6C	1	"—"	
20D	P21833	Disc, Brake	1	"—"	
21	P21835	Flatwasher	1	"—"	1"
22	P21836	Nut, Pinion	1	"—"	
23	P21838	Complete Diff. Assy - Standard	1	"—"	Incl. Items 24-28
24	P19310	Gear, Pinion	4	"—"	
25	P21839	Gear, Side	2	"—"	
26	P19312	Spider	1	"—"	
27	P17145	Washer, Thrust	2	"—"	
28	P17144	Washer, Thrust	4	"—"	
35	P21823	Bracket, Steering Cylinder	1	"—"	
36	P13821	Dowel	6	"—"	
37	P13819	Stud	6	"—"	5/8"-18 x 5/8"-11 x 2.53"
38	P13820	Nut, Hx.	6	"—"	5/8"-18 (G5)
39	P20780	Complete Caliper Assembly	1	"—"	
40	P19767	Fitting, Bleeder Screw	2	"—"	Caliper Assembly
41	P21824	Bleeder Screw	2	"—"	Caliper Assembly
42	P21825	Screw	2	"—"	5/8"-11 x 2.50" (G8)
43	P19306	Flatwasher	4	"—"	5/8"
44	P21826	Locknut	2	"—"	5/8"-11 (G8)



**Figure P20780**

**P20780**

ITEM	PART NO.	DESCRIPTION	QTY.	SERIAL NO.	REMARKS
—	P20780	Complete Caliper Assembly		530, 533–822	
1	P19177	Pin, Cotter	2	"—"	
2	P19176	Pin, Anchor	2	"—"	
3	P20789	Vent	2	"—"	
4	P20790	Fitting, Hydraulic Brake	2	"—"	
4A	P19181	Screw	4	"—"	12 Pt. Cap
5	P19182	Flatwasher	4	"—"	
6	P20792	Vent	4	"—"	
8	P20785	Piston, Wheel cylinder	2	"—"	
9	P20784	Boot	2	"—"	
11	P19159	Pad, Brake	2	"—"	
13	P19168	Tee, Flare Tube	1	"—"	
14	P19166	Tubing, Brake	1	"—"	
15	P19167	Elbow, Flare Tube	1	"—"	
20	P20786	O-Ring	2	"—"	
21	P20791	Pin, Drive	2	"—"	

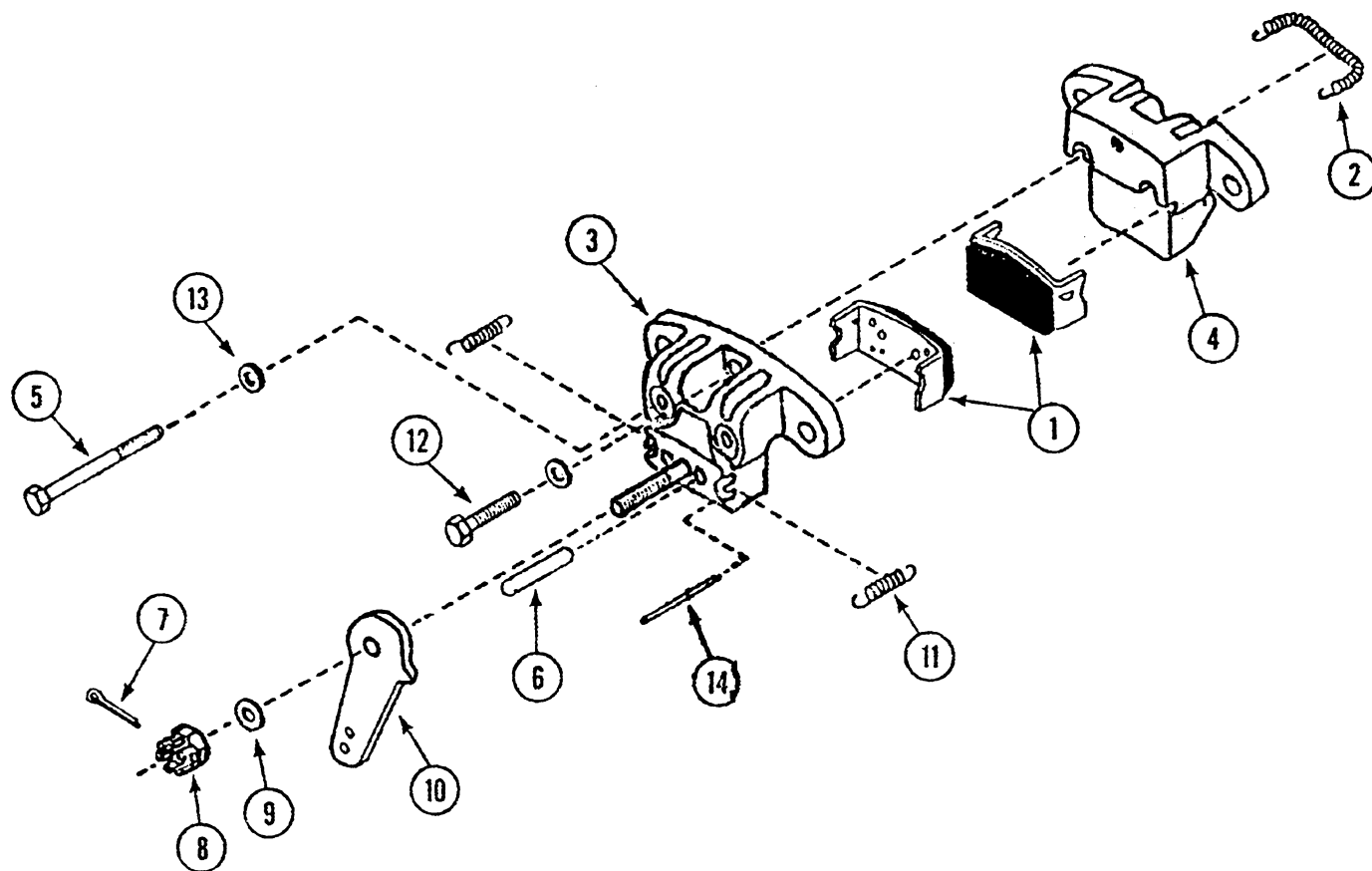


Figure P20781

**P20781**

ITEM	PART NO.	DESCRIPTION	QTY.	SERIAL NO.	REMARKS
—	P20781	Complete Caliper Assembly		530, 533-822	
1	P26210	Kit, Brake Pad	2	"—"	Includes Springs
2	P20796	Spring	1	"—"	
3	P20794	Housing & Stud Assembly	1	"—"	Cam Side
4	P20795	Housing - Brake, Carrier	1	"—"	
5	P20803	Bolts	2	"—"	
6	P20799	Straight Pins	2	"—"	
7	P20821	Cotter Pin	1	"—"	
8	P20820	Slotted Nut	1	"—"	
9	P20819	Flatwasher	1	"—"	
10	P20800	Lever Arm, Brake Shoe	1	"—"	
11	P20791	Spring, Coil Tension	2	"—"	
12	P20801	Bolt, Hx.	1	"—"	
13	P20802	Washer	3	"—"	
14	P20798	Pin	1	"—"	

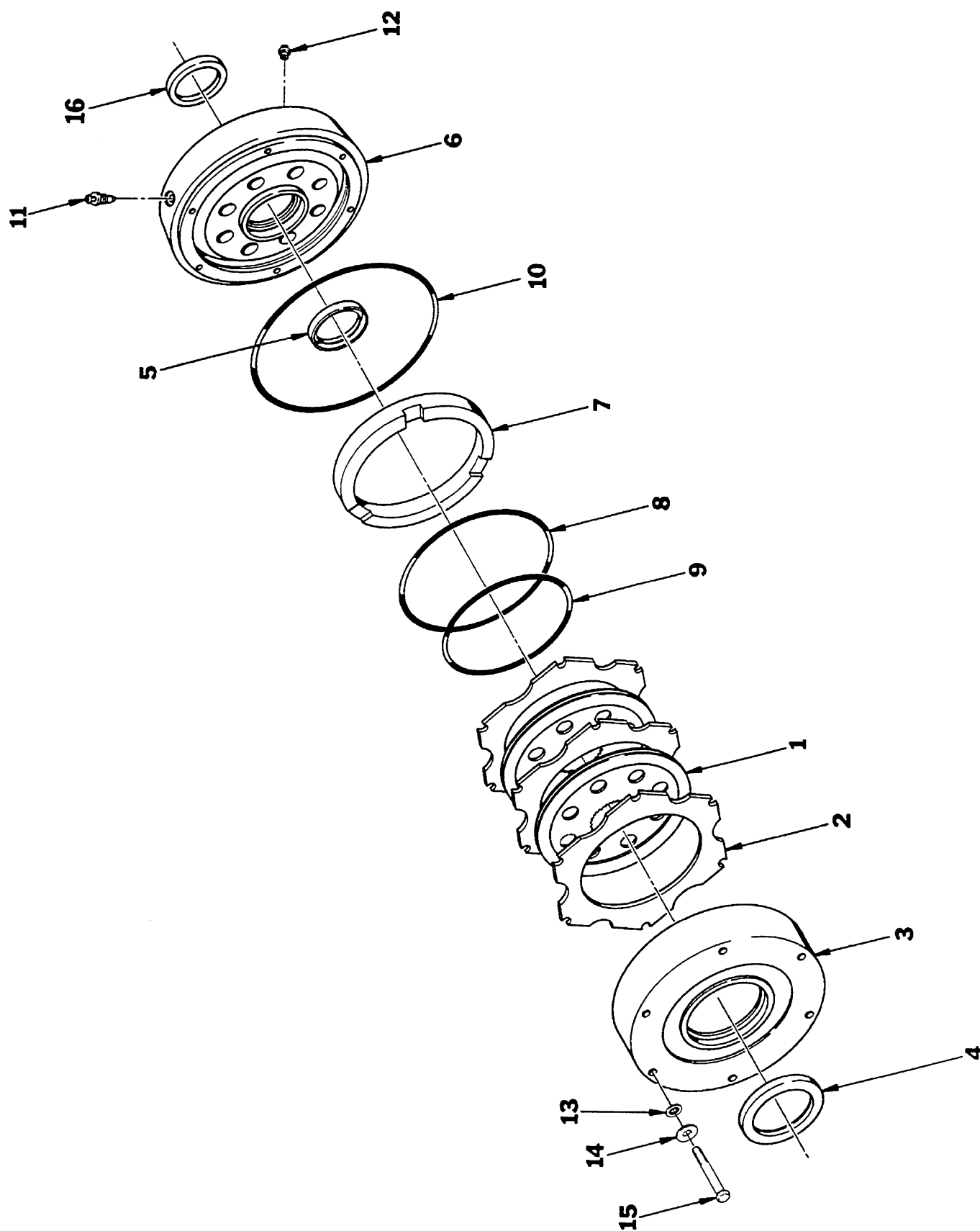


Figure P24888



**P24888**

ITEM	PART NO.	DESCRIPTION	QTY	SERIAL NO.	REMARKS
—	P24888	Brake Assembly, Wet Disc	—	823-1694	Complete
1	P24886	Disc - Rotating	2	"—"	
2	P24887	Disc - Stationary	3	"—"	
3	P25090	Housing	1	"—"	
4	P25091	Seal, Oil	1	"—"	
5	P25092	Seal, Oil (Special)	1	"—"	
6	P25093	Plate, Power	1	"—"	
7	P25094	Piston	1	"—"	
8	P25095	Seal, O-Ring	1	"—"	Piston - Large
9	P25096	Seal, O-Ring	1	"—"	Piston - Small
10	P25097	Seal, O-Ring	1	"—"	Housing
11	P25098	Screw, Bleeder	1	"—"	
12	P25099	Orifice	1	"—"	
13	P25089	Washer, Seal	6	"—"	
14	P01404	Washer, Flat	6	"—"	3/8"
15	P00238	Bolt, Hex	6	"—"	3/8"-16 x 2-3/4" GR 8
16	P26311	Seal, Oil	1	"—"	
NI	21494A	Kit, Seal	—	"—"	Includes Items 4, 5 & 13

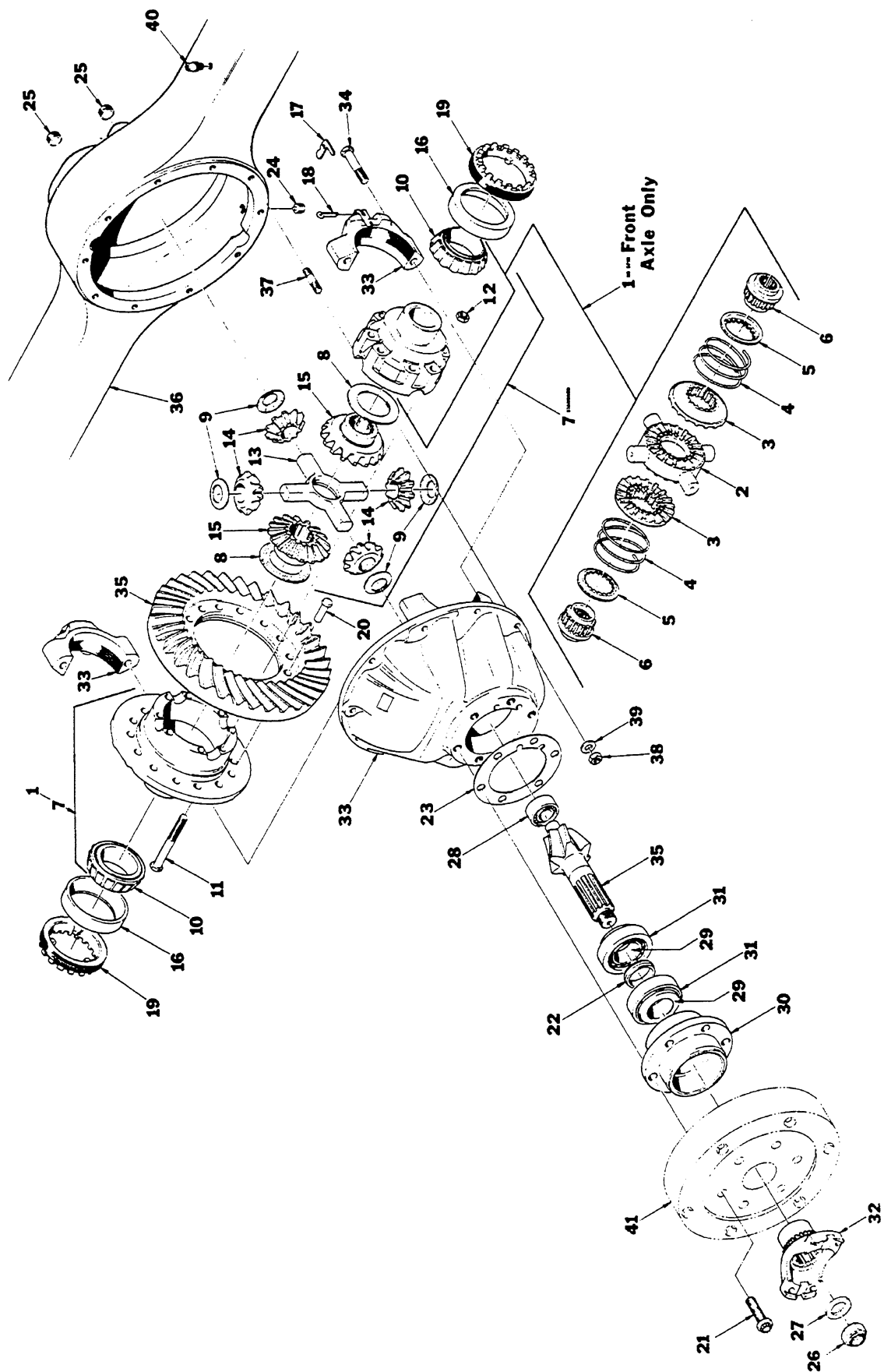


Figure P25147

**P25147**

ITEM	PART NO.	DESCRIPTION	QTY.	SERIAL NO.	REMARKS
1	P25147	Differential Assy	1	823-1694	No-Spin (Incl. 2-6, 10-12)
—	P25124	Carrier Assy - No-Spin	—	"—"	(Incl. 1-6, 16-23, 26-35 & 41)
—	P25125	Carrier Assy - Standard	—	"—"	(Incl. 7-23, 26-35 & 41)
2	P25142	Spider	1	"—"	
3	P25143	Clutch	2	"—"	
4	P25144	Spring	2	"—"	
5	P25145	Retainer, Spring	2	"—"	
6	P25146	Gear, Side	2	"—"	
7	P25136	Differential Assy	1	"—"	Standard (Incl. Items 8-15)
8	P24834	Thrust Washer	2	"—"	Differential Gear
9	P24837	Thrust Washer	4	"—"	Pin Gear
10	P24832	Bearing, Cone	2	"—"	
11	P24841	Bolt, Hx.	8	"—"	1/2-13x5.50 (G8PH)
12	P24839	LockNut	8	"—"	1/2-13, (G8PH)
13	P24836	Spider	8	"—"	
14	P24838	Gear, Pinion	4	"—"	Differential
15	P24835	Gear, Differential	2	"—"	
16	P24831	Cup, Bearing	2	"—"	
17	P24829	Lock, Bearing Adjuster	2	"—"	
18	P24828	Pin, Cotter	2	"—"	
19	P24812	Ring, Adjuster	2	"—"	
20	P24869	Rivet	14	"—"	
21	P19320	Bolt, HX.	6	"—"	9/16-12x2.50 (G8PH)
22	P24818	Spacer, Pinion	1	"—"	
23	P25131	Shim, Pinion - .010	A/R	"—"	
	P25132	Shim, Pinion - .030	A/R	"—"	
	P25133	Shim, Pinion - .005	A/R	"—"	
24	P13780	Plug, Drain	1	"—"	Magnetic
25	P19300	Plug, Square Socket	2	"—"	3/4-14, Steel
26	P21836	Nut, Pinion	1	"—"	
27	P21835	Flatwasher	1	"—"	
28	P24814	Bearing, Roller	1	"—"	
29	P24816	Cone, Bearing	2	"—"	
30	P25141	Cap Assy	1	"—"	(Incl. Item 31)
31	P24817	Cup, Bearing	2	"—"	
32	P25140	Flange, Companion	1	"—"	
33	P24813	Carrier & Cap Assy	1	"—"	(Incl. Item 34)
34	P24830	Bolt, HX. HD.	4	"—"	9/16-18x2.75 (G8PH)
35	P24815	Gear, Pin & Ring	1	"—"	6.17
36	P25138	Housing, Axle	1	"—"	(Incl. Items 37-39)
37	P13833	Stud	6	"—"	7/16-14 & 7/16-20x2.0D
	P25162	Stud	2	"—"	7/16-14 & 7/16-20x2.38
	P25163	Stud	2	"—"	7/16-14 & 7/16-20x2.81
38	P24884	Locknut	10	"—"	7/16-14, G8
39	P21813	Washer, Hardened	10	"—"	7/16
40	P13784	Vent, Air	1	"—"	
41	P24888	Brake Assembly, Wet Disc	—	"—"	

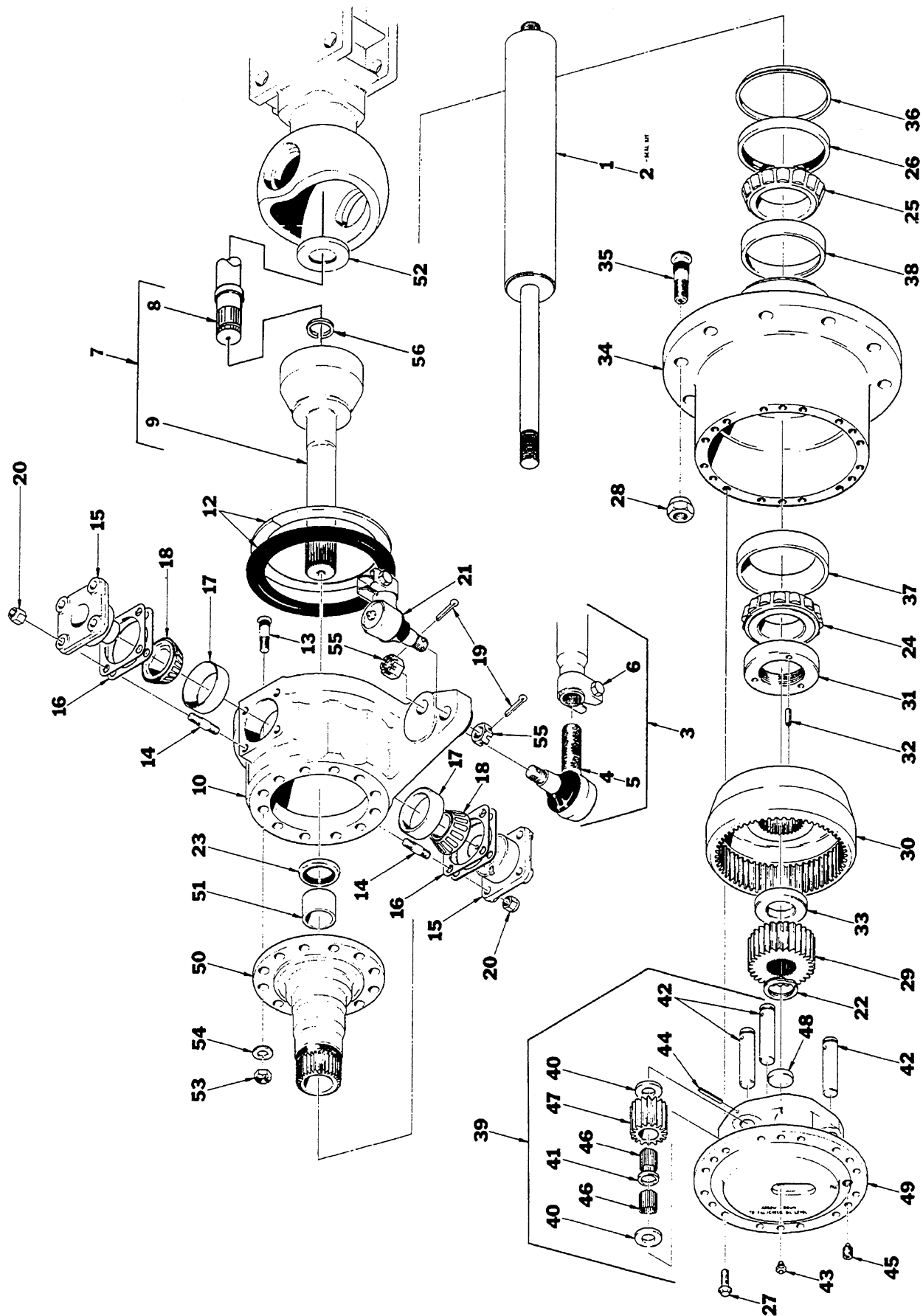


Figure P25147-1

## P25147-1 (1 of 2)

ITEM	PART NO.	DESCRIPTION	QTY.	SERIAL NO.	REMARKS
1	P21827	Cylinder, Steering	2	823-1694	
2	P25170	Kit, Seal	-	"-	Steer Cylinder
3	P25155	Tie Rod Assy.	1	"-	Incl. Items 4-6
4	P10345	Tie Rod End - Fine Thread	1	"-	
5	P23263	Tie Rod End - Coarse Thread	1	"-	
6	P23264	Clamp, Tie Rod	2	"-	
7	P25134	Shaft & U-Joint Assy.	1	"-	Incl. Item 8 & 9
8	P25126	Shaft, Axle	2	"-	RH & LH
9	P25150	U-Joint	2	"-	RH & LH Incl. Item 56
10	P25152	Steering Knuckle	1	"-	LH Incl. Items 12-14 Shown
11	P25153	Steering Knuckle	1	"-	RH Incl. Items 12-14
12	P25157	Seal, Oil	2	"-	
13	P25158	Stud, Spindle	24	"-	
14	P25160	Stud, Trunnion	16	"-	
15	P25151	Trunnion	4	"-	
16	P13839	Shim, .005"	A/R	"-	
	P13840	Shim, .010"	A/R	"-	
17	P25148	Cup Bearing	4	"-	
18	P25149	Cone Bearing	4	"-	
19	P13835	Pin, Cotter	6	"-	
20	P13842	Locknut	16	"-	
21	P13915	Socket Assembly	4	"-	
22	P13783	Retainer, Ring	2	"-	
23	P13869	Seal, Oil	2	"-	
24	P25115	Cone, Bearing	2	"-	
25	P25116	Cone, Bearing	2	"-	
26	P25118	Seal, Oil	2	"-	
27	P25159	Bolt, Serrated	36	"-	
28	P13894	Lug Nut, Wheel	20	"-	
29	P21820	Gear, Sun	2	"-	
30	P13892	Gear, Ring	2	"-	
31	P21818	Locknut	2	"-	
32	P21817	Pin, Roll	2	"-	
33	P13895	Spacer	2	"-	
34	P25172	Hub Assy.	2	"-	Incl. Items 35-38
35	P13888	Stud, Wheel	20	"-	
36	P25139	Deflector	2	"-	
37	P25117	Bearing, Cup	2	"-	
38	P25168	Bearing, Cup	2	"-	
39	P25120	Drive Flange Assy.	2	"-	Incl. Items 40-49
40	P13903	Washer, Special	12	"-	
41	P13906	Spacer, Planet Gear	6	"-	
42	P19334	Pin, Planet Gear	6	"-	
43	P21821	Fitting, Relief	2	"-	
44	P19335	Pin, Roll	6	"-	
45	P13780	Plug, Drain	2	"-	Magnetic
46	P13901	Bearing, Needle	300	"-	
47	P13902	Gear, Planet	6	"-	
48	P19336	Washer, Thrust	2	"-	

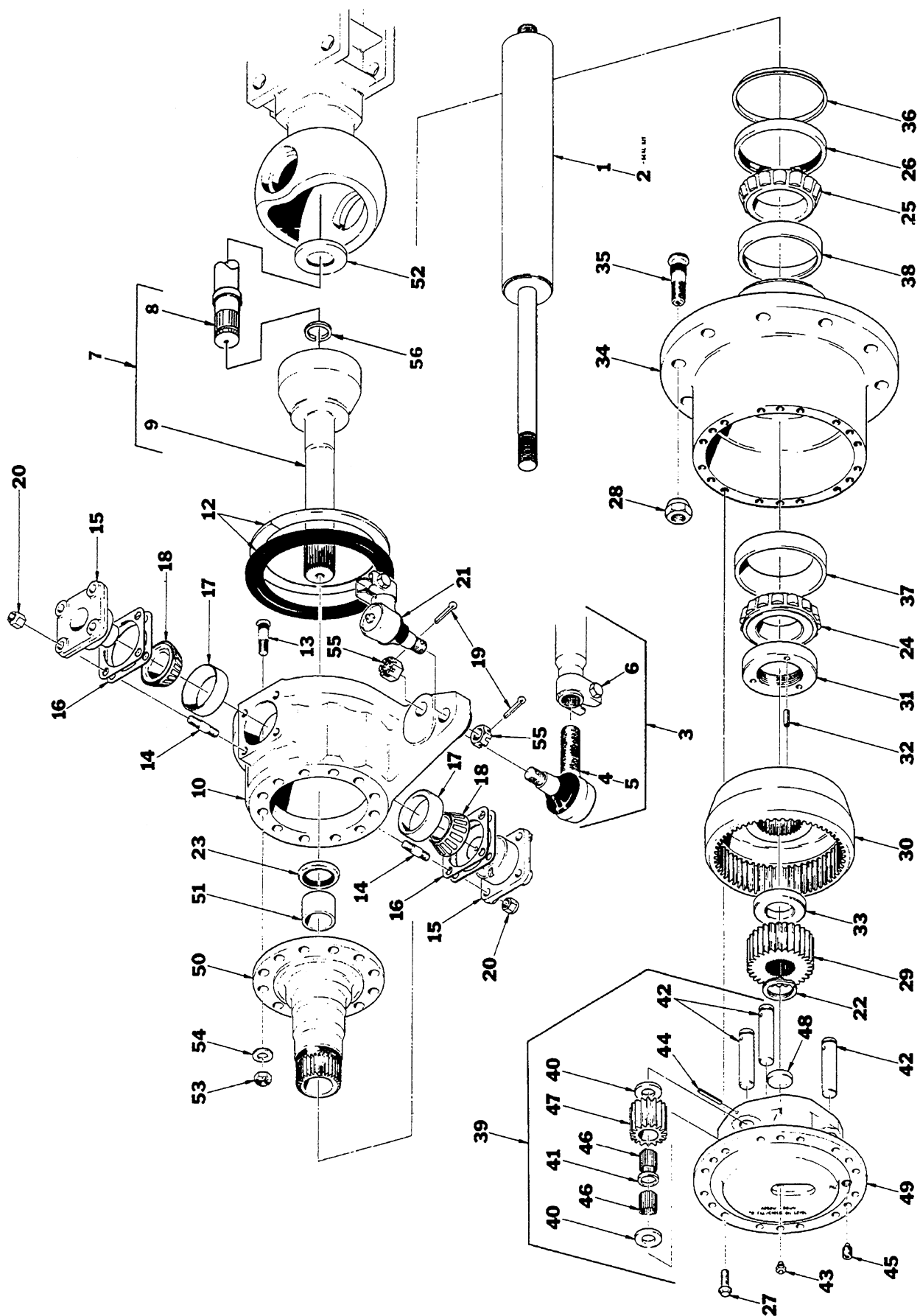


Figure P25147-1

**P25147-1 (2 of 2)**

ITEM	PART NO.	DESCRIPTION	QTY	SERIAL NO.	REMARKS
49	P25121	Flange, Drive	2	"—"	
50	P25154	Spindle Assy.	2	"—"	Incl. Item 51
51	P13872	Bushing	2	"—"	
52	P25156	Seal, Oil	2	"—"	
53	P25165	Nut, Lock	24	"—"	
54	P25167	Flatwasher	24	"—"	
55	—	Nut, Slotted	4	"—"	
56	P25175	Ring, Retaining	2	"—"	Axle Shaft

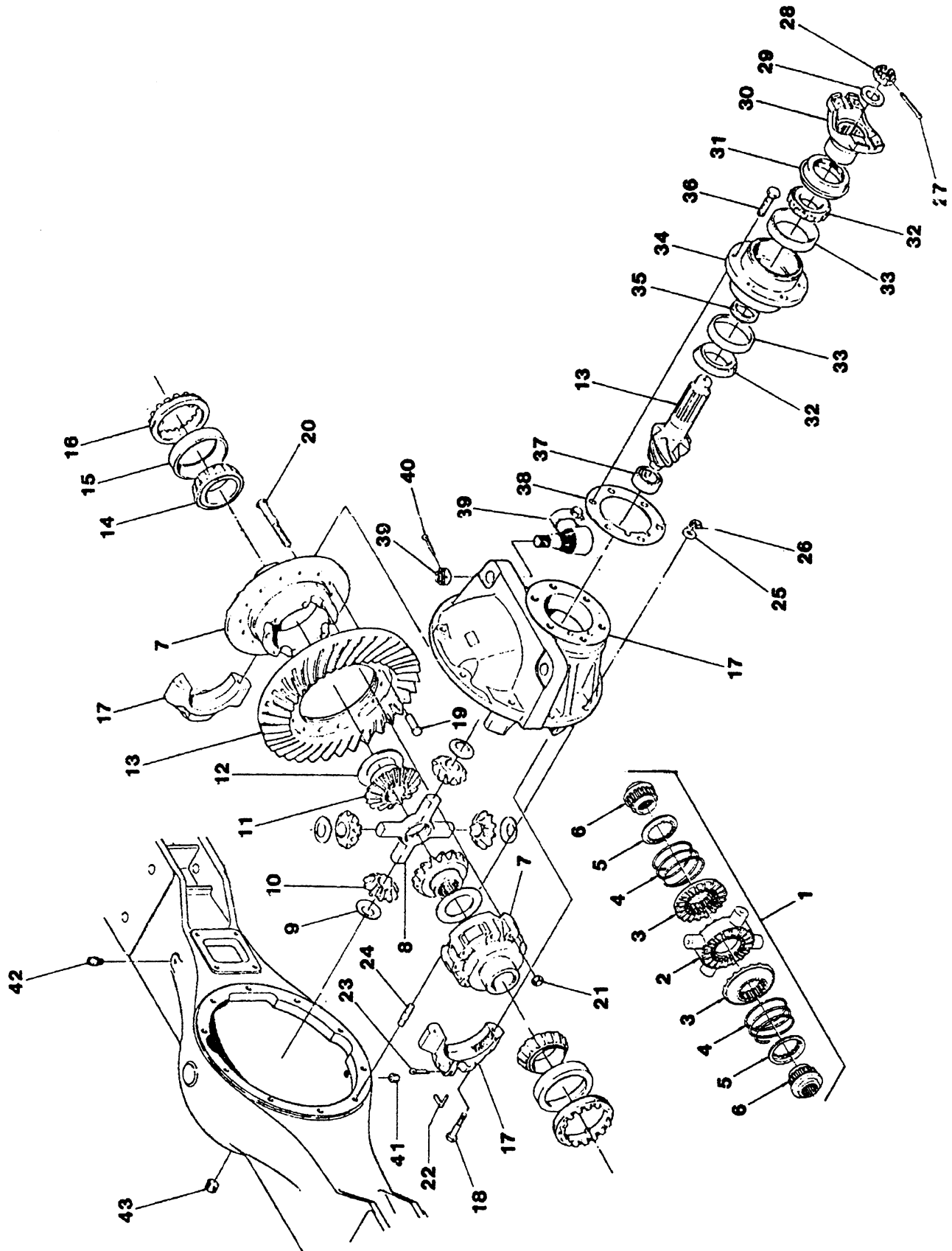


Figure P26157



## P26157

ITEM	PART NO.	DESCRIPTION	QTY	SERIAL NO.	REMARKS
1	P26157	Differential Assy	1	1695-	No-Spin
2	P25142	Spider	1	"-	
3	P25143	Clutch Member	2	"-	
4	P25144	Spring	2	"-	
5	P25145	Retainer, Spring	2	"-	
6	P25146	Gear, Side	2	"-	
7	P26809	Differential Case Assy	1	"-	W/Diff. Lock
	P24840	Differential Case Assy	1	"-	
8	P24836	Spider	1	"-	
9	P24837	Thrust Washer, Pinion	4	"-	
10	P26800	Pinion, Differential	4	"-	
11	P26811	Gear, Differential	2	"-	
12	P24834	Thrust Washer, Gear	2	"-	
13	P26160	Gear, Ring	1	"-	
14	P24812	Ring, Adjusting	2	"-	
15	P24831	Cup, Bearing	2	"-	
16	P24832	Bearing, Cone	2	"-	
17	P26810	Carrier Housing & Cap	1	"-	Incl. Item 34
18	P24830	Bolt, HX	4	"-	
19	P24869	Rivet	14	"-	
20	P24841	Bolt, Hex	8	"-	
21	P24839	Lock Nut	8	"-	
22	P24829	Lock, Bearing Adjuster	2	"-	
23	P24828	Pin, Cotter	2	"-	
24	P13833	Stud	6	"-	7/16-14 & 7/16-20 X 2.00
	P25162	Stud	2	"-	7/16-14 & 7/16-20 X 2.38
	P25163	Stud	2	"-	7/16-14 & 7/16-20 X 2.81
25	P21813	Flatwasher	10	"-	
26	P17537	Locknut	10	"-	
27	P13818	Pin, Cotter	1	"-	
28	P24826	Nut, Pinion	1	"-	
29	P24827	Flatwasher	1	"-	
30	P26848	End Yoke	1	"-	
31	P24825	Seal, Oil	1	"-	
32	P24816	Cone, Bearing	2	"-	
33	P24817	Cup, Bearing	2	"-	
34	P25141	Retainer, Bearing Cap	1	"-	Incl. Item 33 Consult Factory
35	P24818	Spacer, Pinion - STD	1	"-	
36	P24844	Bolt, Hex	6	"-	
37	P24814	Bearing, Roller	1	"-	
38	P25131	Shim, Pinion - .010"	A/R	"-	
	P25132	Shim, Pinion - .030"	A/R	"-	
	P25133	Shim, Pinion - .005"	A/R	"-	
39	P13915	Socket Assembly	4	"-	Incl. Nut
40	P13835	Pin, Cotter	4	"-	
41	P13780	Plug, Drain	1	"-	Magnetic
42	P13784	Vent	1	"-	
43	P19300	Plug, Pipe	1	"-	

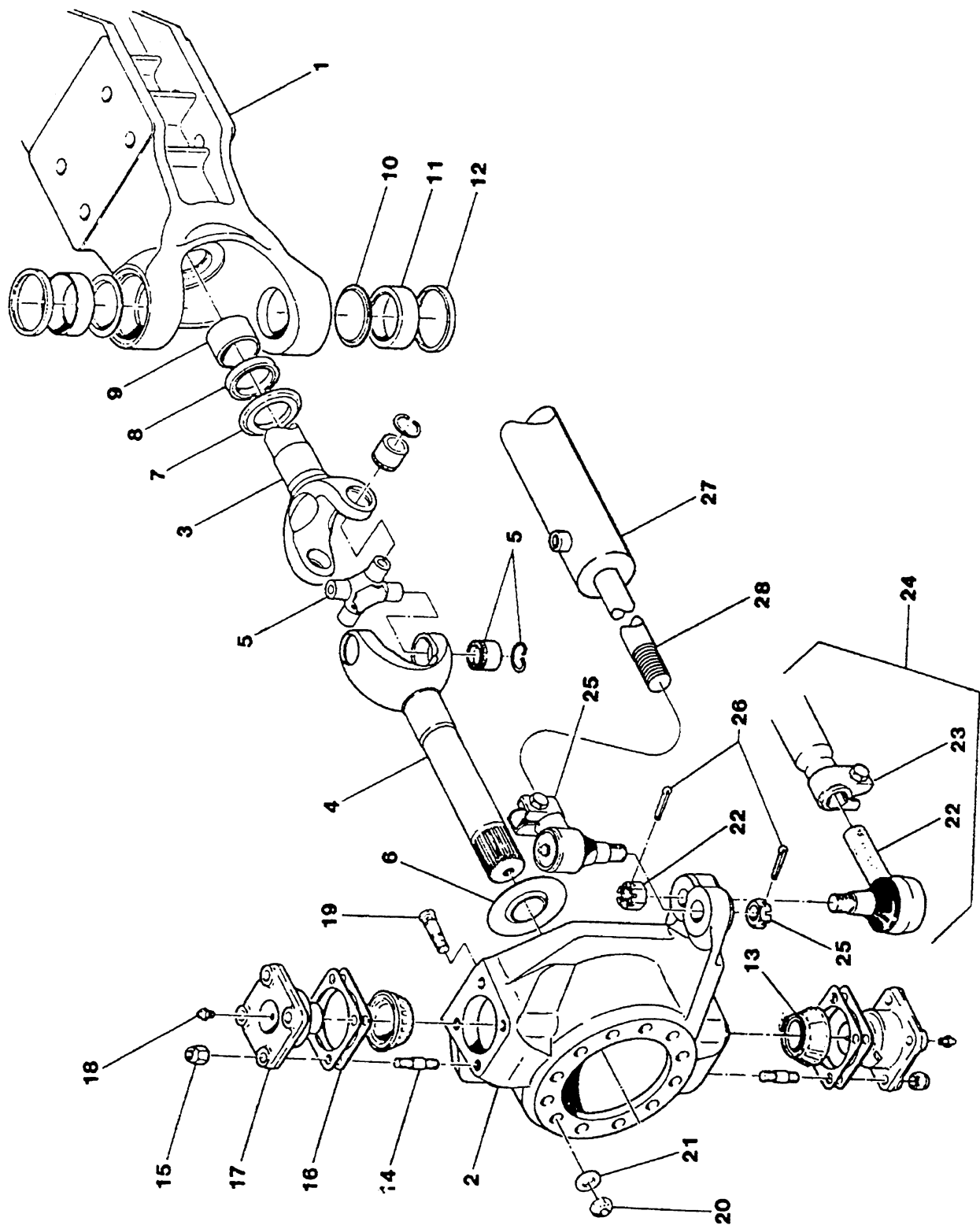


Figure P26157-1

**P26157-1**

ITEM	PART NO.	DESCRIPTION	QTY.	SERIAL NO.	REMARKS
1	P26158	Housing, Axle	1	1695-	
	P26159	Housing, Axle W/Diff. Lock	1	"-	
2	P26824	Knuckle, Steering	1	"-	LH
	P26836	Knuckle, Steering	1	"-	RH
3	P26835	Shaft, Inner Yoke	1	"-	L.F. & R.R.
	P26831	Shaft, Inner Yoke	1	"-	L.R. & R.F.
4	P26817	Shaft, Outer Yoke	2	"-	
5	P26175	U-Joint	2	"-	
6	P26846	Slinger, Dust Outer	2	"-	
7	P26847	Slinger, Dust Inner	2	"-	
8	P25156	Seal, Oil	2	"-	
9	P26844	Bushing	2	"-	
10	P26802	Retainer, Grease	4	"-	
11	P25148	Cup, Bearing	4	"-	
12	P26801	Seal, King Pin	4	"-	
13	P25149	Cone, Bearing	4	"-	
14	P25160	Stud, King Pin	16	"-	
15	P13842	Locknut	16	"-	
16	P13839	Shim - .005"	A/R	"-	
	P13840	Shim - .010"	A/R	"-	
17	P26804	Cap, King Pin	4	"-	
18	P13786	Fitting, Grease	4	"-	
19	P25158	Stud, Spindle	24	"-	
20	P25165	Locknut	24	"-	
21	P25167	Flatwasher	24	"-	
22	P26190	Tie Rod End	1	"-	1.125 - 12 (Incl. Nut)
	P25191	Tie Rod End	1	"-	1.125 - 16 (Incl. Nut)
23	P26193	Clamp, Tie Rod	2	"-	
24	P26843	Tie Rod Assy	1	"-	(Incl. Items 22 & 23)
25	P13915	Socket Assembly	4	"-	
26	P13835	Pin, Cotter	6	"-	
27	P26162	Cylinder, Steering	2	"-	
28	P26163	Rod, Steer Cylinder		"-	
NI	P21828	Kit, Steering Cylinder Seal		"-	

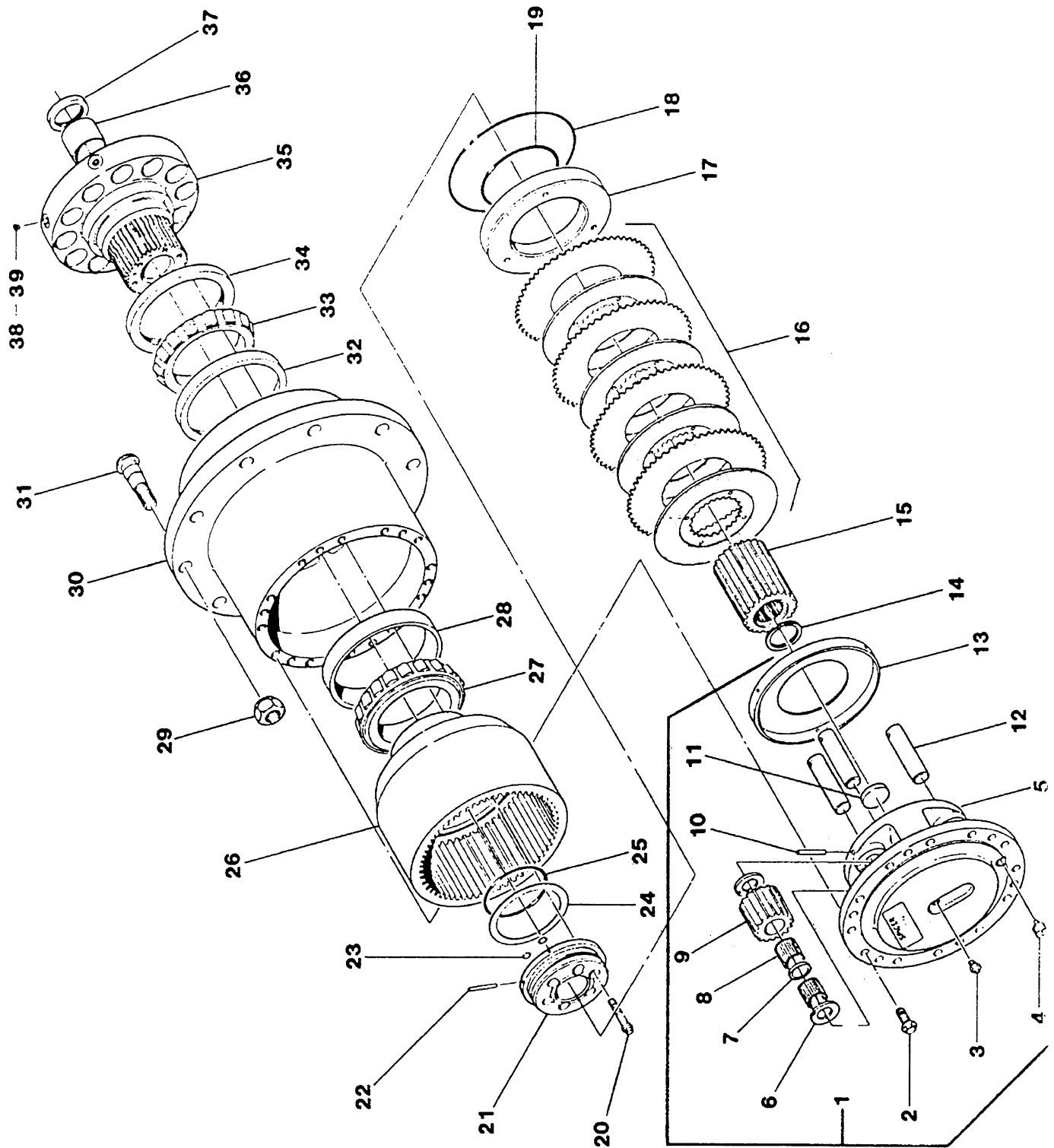


Figure P26155

**P26155**

ITEM	PART NO.	DESCRIPTION	QTY	SERIAL NO.	REMARKS
1	P26155	Gear Assy, Planetary	2	.....	(Incl. Items 2-12)
2	P25159	Bolt, Hx. Self Locking	36	.....	
3	P21821	Vent	2	.....	
4	P13780	Plug, Drain	2	.....	Magnetic
5	P26830	Flange, Drive	2	.....	
6	P13903	Washer, Keyed	12	.....	
7	P13906	Washer, Bearing	6	.....	
8	P13901	Bearing, Needle	300	.....	
9	P26812	Gear, Spur Planet	6	.....	
10	P26829	Pin, Roll	6	.....	
11	P19336	Washer, Drive Flange	2	.....	
12	P26840	Shaft, Planet Gear	6	.....	
13	P26845	Plate, Lining Stop	2	.....	
14	P13783	Ring, Snap	2	.....	
15	P26827	Gear, Spur	2	.....	
16	P26807	Kit, Disc Replacement	2	.....	
17	P26825	Piston	2	.....	
18	P26828	Seal, O-Ring	2	.....	Large
19	P26834	Seal, O-Ring	2	.....	Small
20	P26821	Cap Screw	12	.....	12 Pt
21	P26839	Retainer, Bearing	2	.....	
22	P26816	Tubing, Brake	2	.....	
23	P26838	Seal, O-Ring	4	.....	
24	P26871	Shim - .002"	A/R	.....	
	P26872	Shim - .005"	A/R	.....	
	P26873	Shim - .010"	A/R	.....	
	P26874	Shim - .020"	A/R	.....	
	P26875	Shim - .030"	A/R	.....	
25	P26841	Seal, O-Ring	2	.....	
26	P26813	Gear, Planetary Ring	2	.....	
27	P26179	Cone, Bearing	2	.....	Outer
28	P26178	Cup, Bearing	2	.....	Outer
29	P13894	Lug Nut, Wheel	20	.....	
30	P26156	Hub, Planetary	2	.....	(Incl. Items 31-33)
31	P13888	Stud, Wheel	20	.....	
32	P26176	Cup, Bearing	2	.....	Inner
33	P26177	Cone, Bearing	2	.....	Inner
34	P26820	Seal, Oil	2	.....	
35	P26842	Spindle	2	.....	(Incl. Items 36 & 38)
36	P13872	Bushing	2	.....	
37	P13869	Seal, Oil	2	.....	
38	P26826	Seat, Insert	4	.....	
39	P25111	Bleeder	2	.....	NI
NI	P26808	Kit, Seal		.....	(Incl. Item 18, 19, 23 & 25)

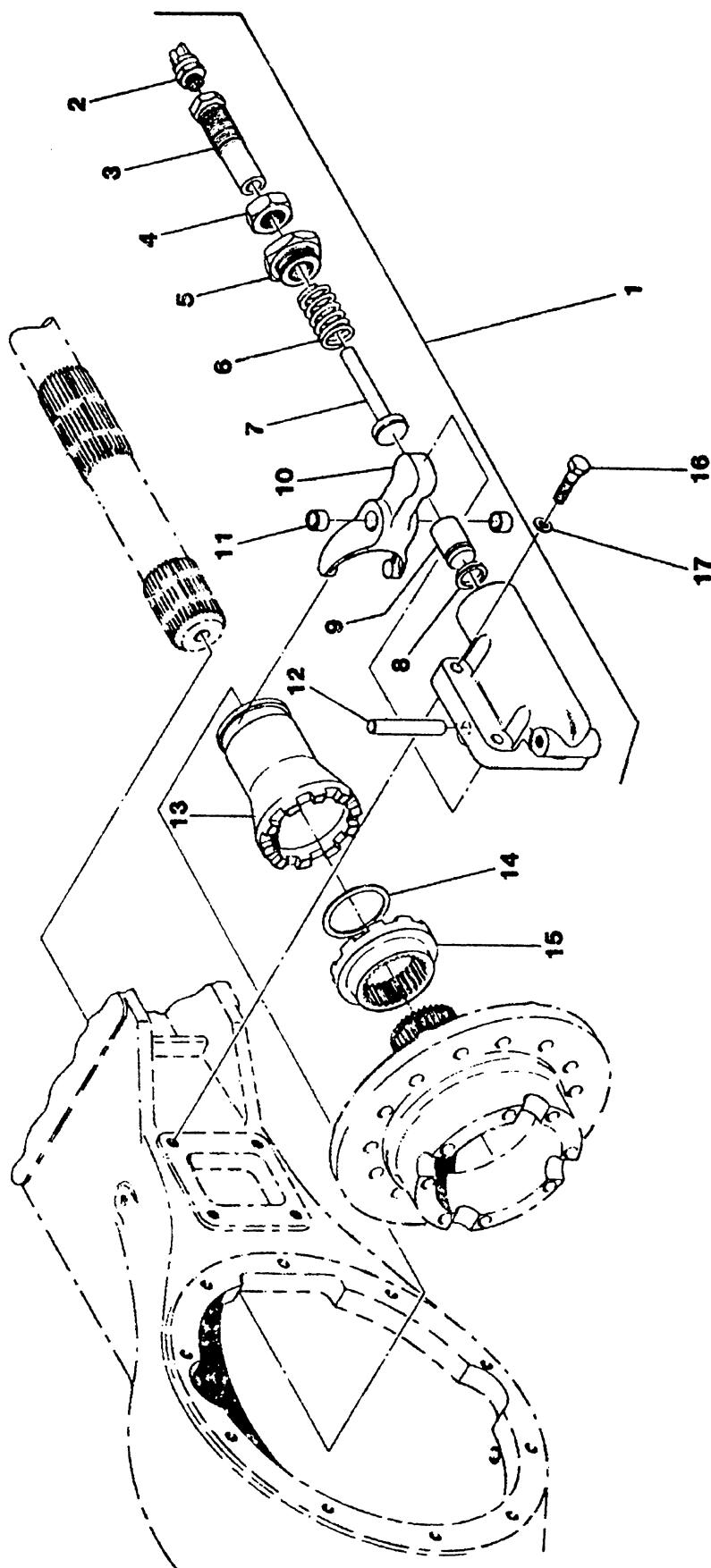


Figure P26806

**P26806**

ITEM	PART NO.	DESCRIPTION	QTY	SERIAL NO.	REMARKS
1	P26806	Differential Lock Assy	1	1695-	(Incl. Item 2-12)
2	P26180	Switch	1	"-	
3	P26815	Bolt, Locating	1	"-	
4	P26803	Nut, Jam	1	"-	
5	P26819	Nut, Spring Retainer	1	"-	
6	P26174	Spring	1	"-	
7	P26818	Rod	1	"-	
8	P26814	Seal, Oil	1	"-	
9	P26823	Piston	1	"-	
10	P26833	Fork, Shift	1	"-	
11	P26849	Bushing	2	"-	
12	P26837	Pin, Shift Fork	1	"-	
13	P26805	Collar, Clutch	1	"-	
14	P26822	Ring, Retaining	1	"-	
15	P26832	Collar, Clutch	1	"-	
16	P00206	Bolt, Hx.	4	"-	3/8 - 16 X 1 1/2
17	P01404	Flatwasher	4	"-	3/8

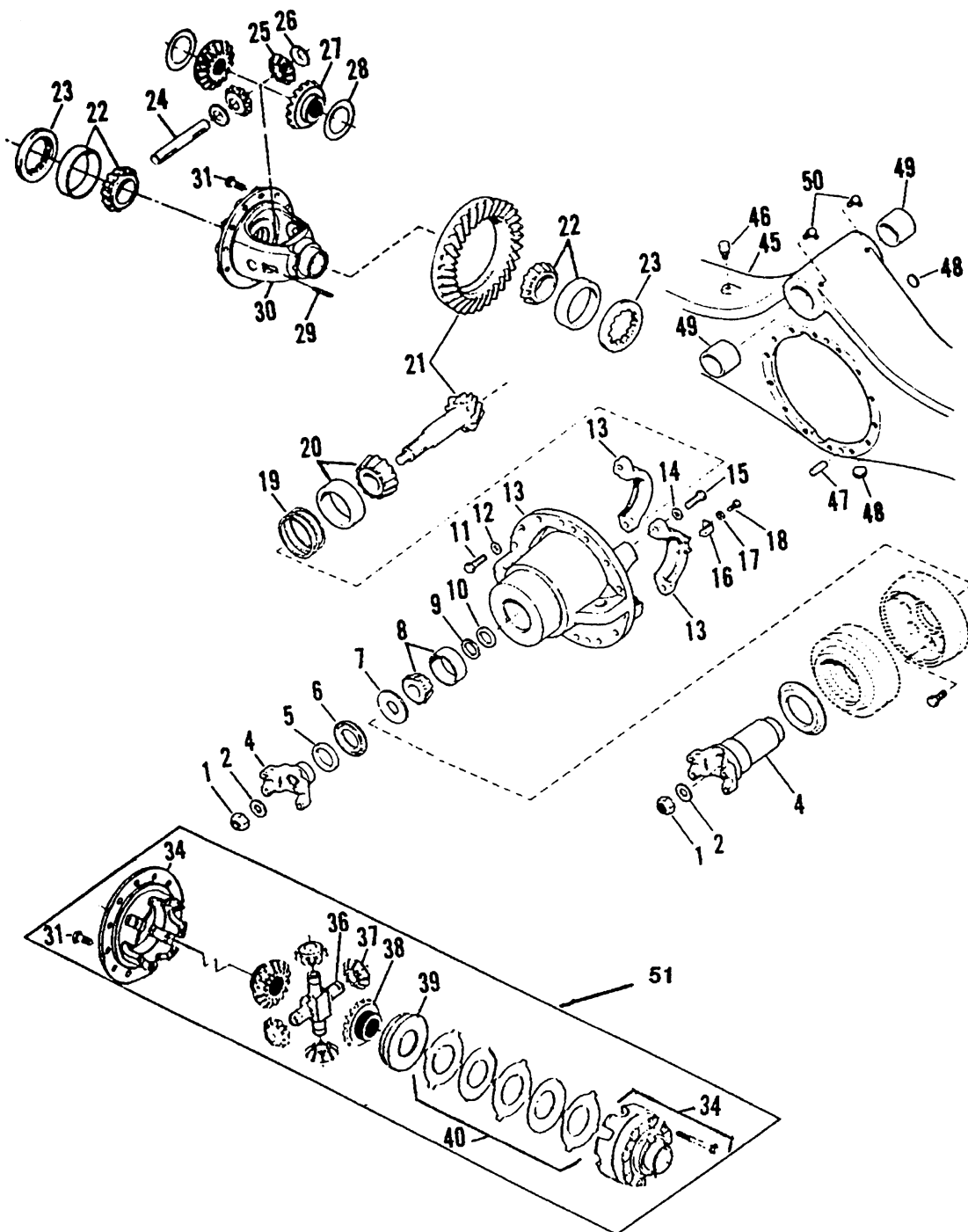


Figure P31259-1



**P31259-1 Carrier Assembly (1 of 2)**

ITEM	PART NO.	DESCRIPTION	QTY	SERIAL NO.	REMARKS
1	P31366	Nut - Pinion	1	2986 -	
2	P31367	Washer - Pinion Nut	1	" - "	
4	P31041	End Yoke	1	" - "	Includes Item 5
5	P31369	Deflector	1	" - "	
6	P31372	Seal - Oil	1	" - "	
7	P31534	Washer - Bearing Thrust	1	" - "	
8	P31373	Bearing Kit (Outer Piston)	1	" - "	
9	P31374	Shim - Adj. (Pinion Bearing Preload)	A/R	" - "	
10	P31375	Spacer - Flat	1	" - "	
11	P31376	Capscrew - Carrier Mounting	14	" - "	
12	P31377	Flatwasher	14	" - "	
13	P31535	Carrier Sub Assembly	1	" - "	
14	P31378	Flatwasher	4	" - "	
15	P31379	Capscrew - Bearing Cap Mounting	4	" - "	
16	P31380	Lock - Bearing Adj. Nut	2	" - "	
17	P31381	Flatwasher	2	" - "	
18	P31382	Capscrew - Lock Mounting	2	" - "	
19	P31383	Shim - Adj. (Pinion Position)	A/R	" - "	
20	P31384	Bearing Kit (Inner Pinion)	1	" - "	
21	P31536	Ring Gear and Pinion Assembly	1	" - "	
22	P31385	Bearing Kit Differential Bearing	2	" - "	
23	P31386	Adjusting Nut - Differential Side Bearing	2	" - "	
24	P31387	Shaft - Differential	1	" - "	Front Axle
25	P31388	Pinion Gear - Differential	2	" - "	Front Axle
26	P31389	Thrust Washer - Differential Pinion	2	" - "	Front Axle
27	P31390	Side Gear - Differential	2	" - "	Front Axle
28	P31391	Thrust Washer - Differential Side Gear	2	" - "	Front Axle
29	P31392	Pin - Roll	1	" - "	Front Axle
30	P31637	Case - Differential	1	" - "	Front Axle
31	P31393	Capscrew - Ring Gear Mounting	12	" - "	
34	P31538	Case Assembly	1	" - "	Rear Axle
36	P31396	Shaft - Differential	2	" - "	Rear Axle
37	P31397	Pinion Gear - Differential	4	" - "	Rear Axle
38	P31398	Side Gear - Differential	2	" - "	Rear Axle
39	P31539	Ring - Differential Gear	2	" - "	Rear Axle
40	P31540	Plate - Differential	4	" - "	Rear Axle
45	P31541	Housing - Axle	1	" - "	

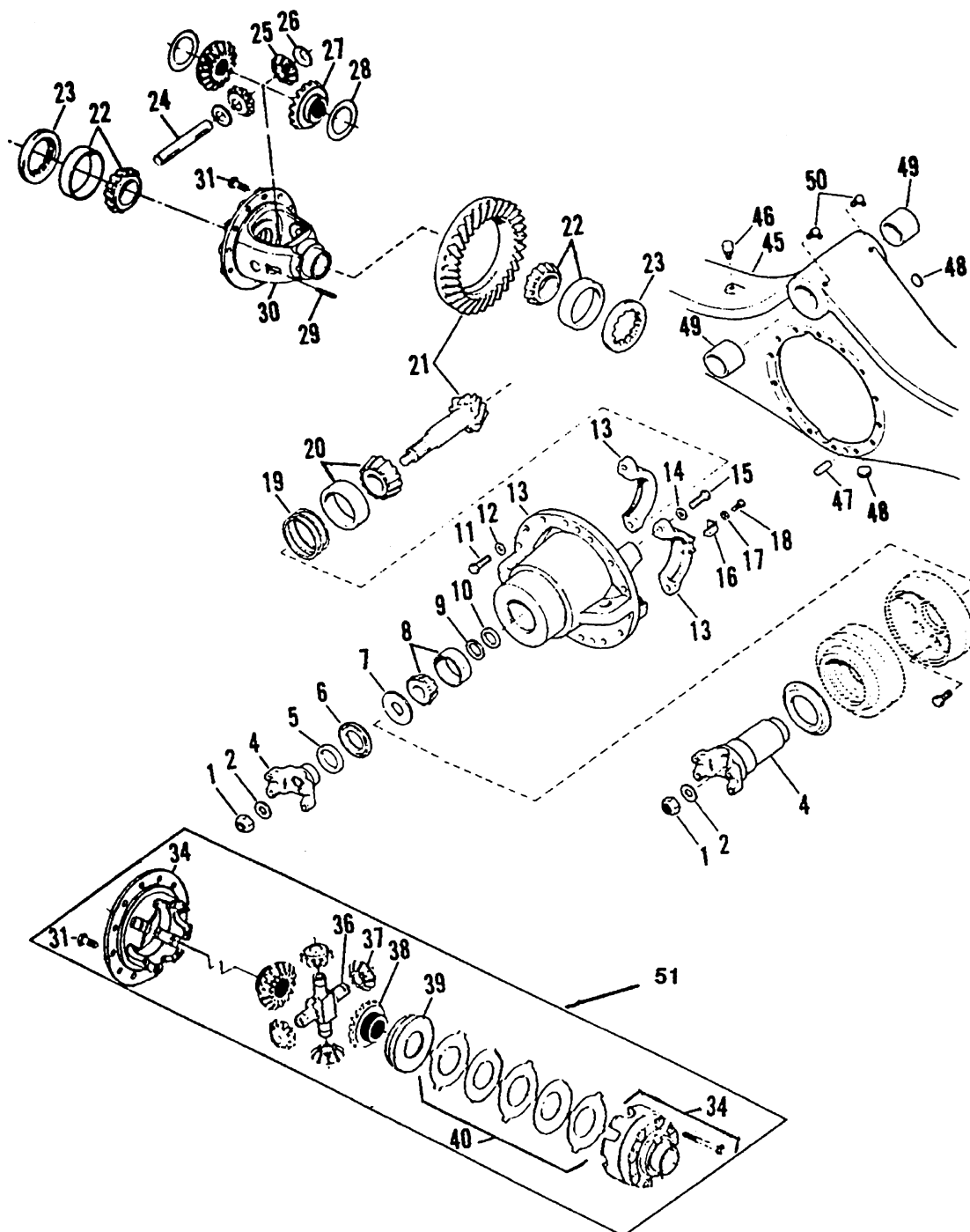


Figure P31259-1

**P31259-1 Carrier Assembly (2 of 2)**

ITEM	PART NO.	DESCRIPTION	QTY	SERIAL NO.	REMARKS
46	P31399	Vent	1	" - "	
47	P31394	Pin - Dowel	2	" - "	
48	P31395	Plug - Pipe (Drain and Fill/Level)	2	" - "	
49	P31501	Bushing - Axle Pivot	2	" - "	
50	P31502	Fitting - Grease	4	" - "	
51	P31542	Case Assembly w/Parts (Less Item 31)	1	" - "	Rear Axle

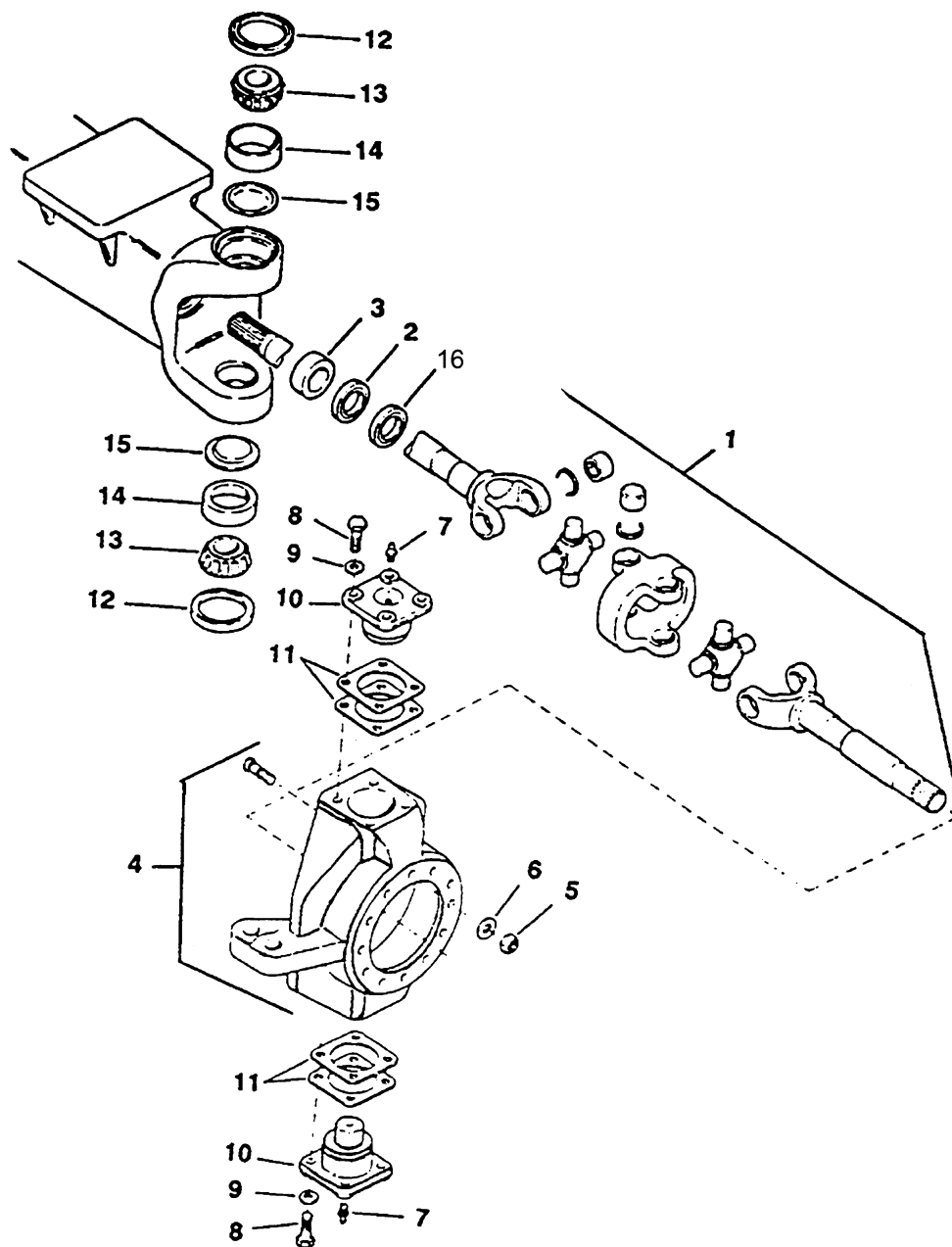


Figure P31259-2

**P31259-2 Axle Steering Joints**

ITEM	PART NO.	DESCRIPTION	QTY	SERIAL NO.	REMARKS
1	—	Shaft & Joint Assembly	1	2986 —	
	P31343	Short	—	" — "	Left Front, Right Rear
	P31344	Long	—	" — "	Right Front, Left Rear
2	P31341	Oil Seal - Inner Shaft	1	" — "	
3	P31342	Bushing - Inner Shaft	1	" — "	
4	P31531	Steering Knuckle	1	" — "	Left Front, Right Rear
	P31532	Steering Knuckle	—	" — "	Right Front, Left Rear
	P25158	Stud - Spindle Mounting, Short	12	" — "	
5	P25167	Locknut - Spindle Mounting	12	" — "	
6	P25165	Flatwasher	12	" — "	
7	P31502	Grease Fitting	2	" — "	
8	P31376	Capscrew - King Pin Cap Mounting	8	" — "	
9	P31377	Flatwasher	8	" — "	
10	P26804	Cap - King Pin	2	" — "	
11	P13839	Shim - King Pin Bearing Adj.	A/R	" — "	.005"
	P13840	Shim - King Pin Bearing Adj.	A/R	" — "	.010"
12	P26801	Seal - King Pin Bearing	2	" — "	
13	P31515	Bearing Cone - King Pin	2	" — "	
14	P25148	Bearing Cup - King Pin	2	" — "	
15	P26802	Retainer - Grease	2	" — "	
16	P31544	Seal	2	" — "	Replaces P31340 Deflector

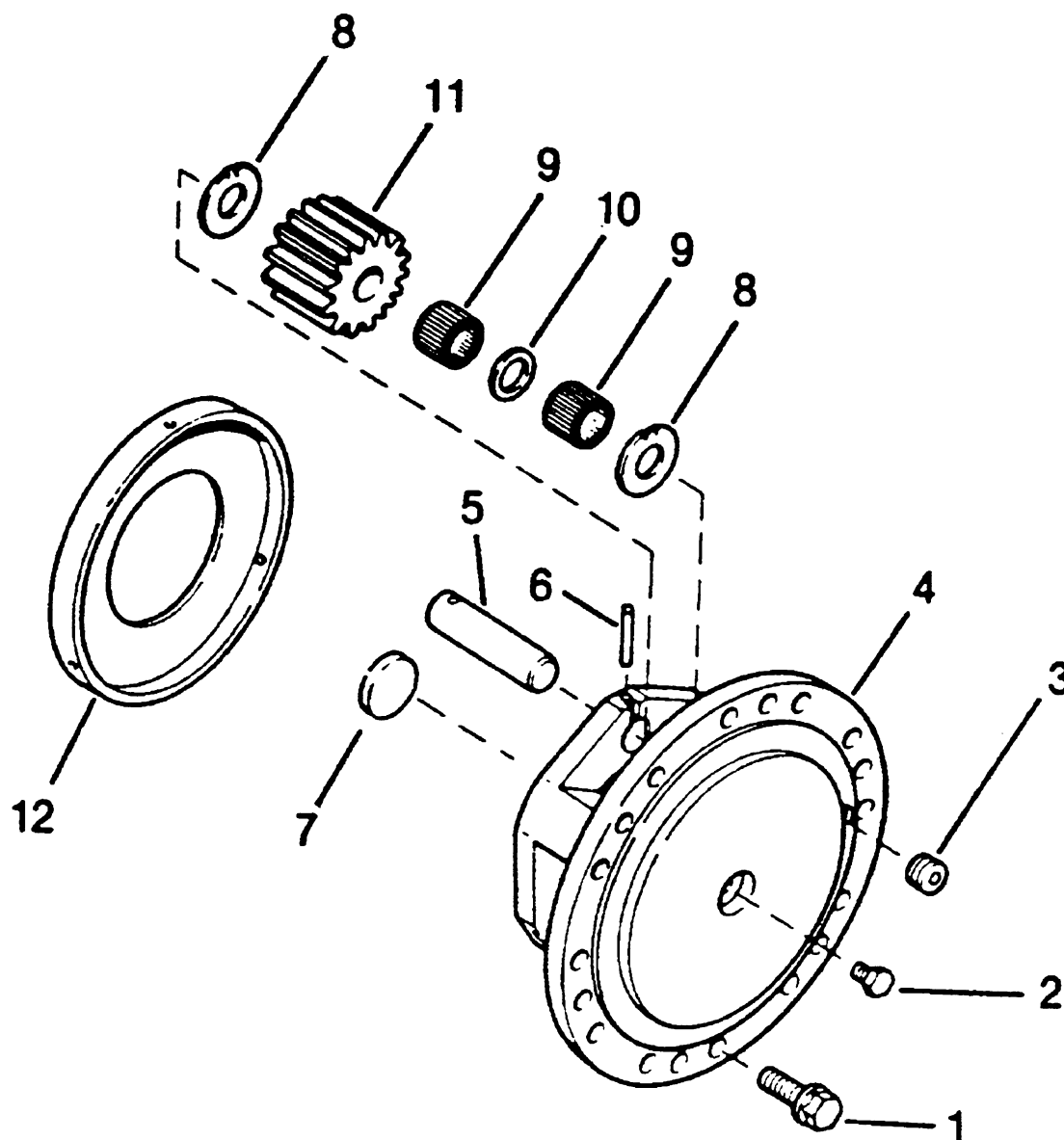


Figure P31259-3

**P31259-3 Drive Flange**

ITEM	PART NO.	DESCRIPTION	QTY.	SERIAL NO.	REMARKS
1	P25159	Capscrew - Flange Mounting	18	2986 -	
2	P31530	Pipe Plug	1	" - "	
3	P13780	Pipe Plug - Recessed Drive (Magnetic)	1	" - "	
4	P26830	Planetary Drive Flange	1	" - "	
5	P26840	Planetary Gear Shaft	3	" - "	
6	P26829	Roll Pin	3	" - "	
7	P19336	Drive Flange Washer (Thrust Washer)	1	" - "	
8	P13903	Flat Spacer (Thrust Washer)	6	" - "	
9	P13901	Bearing - Needle Roller	150	" - "	
10	P13906	Spacer Ring - Bearing	3	" - "	
11	P26812	Planetary Spur Gear	3	" - "	
12	P26845	Plate - Lining Stop	1	" - "	

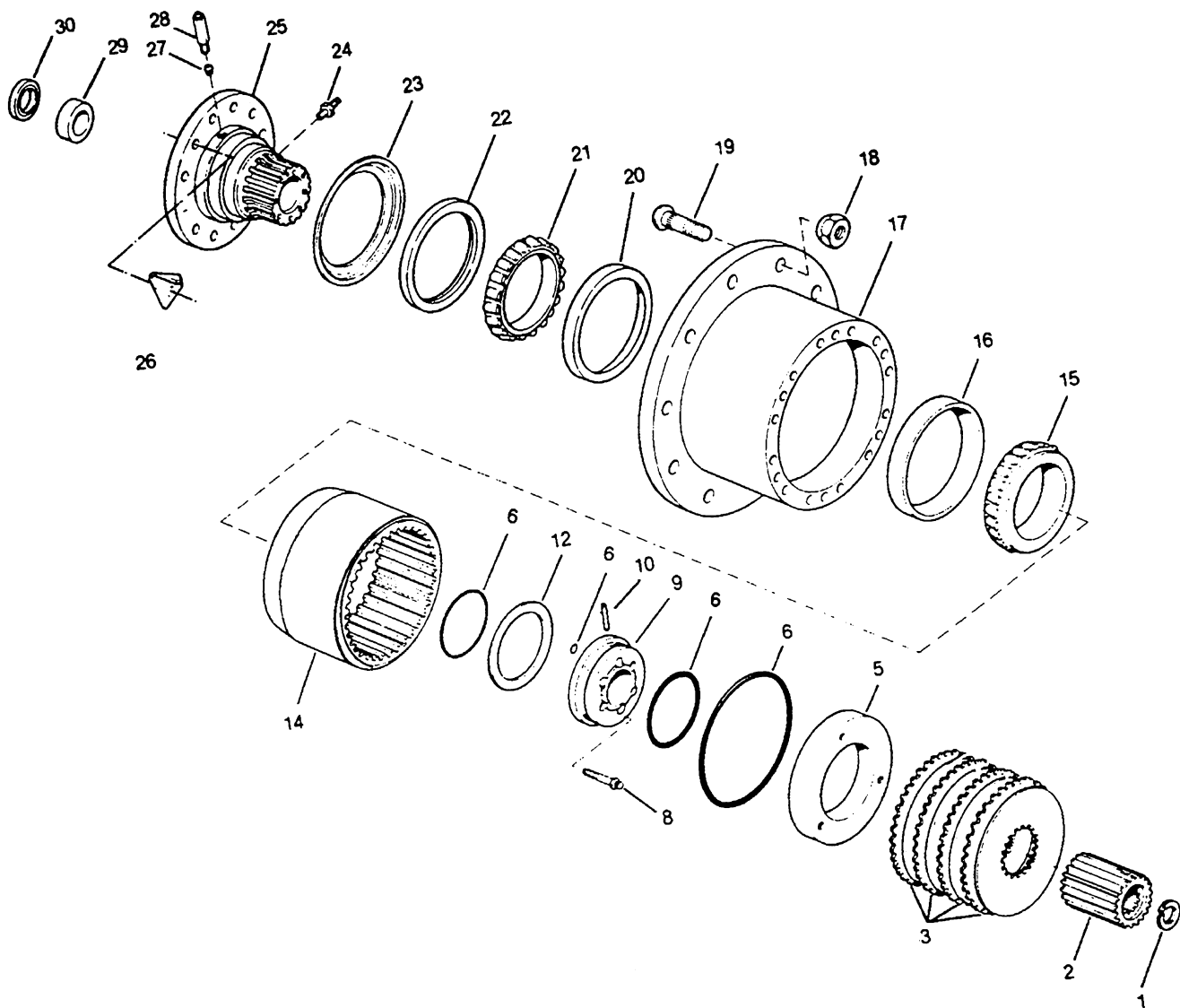


Figure P31259-4



**P31259-4 Wet Disc Brake Wheel End (Low Press. Brakes)**

ITEM	PART NO.	DESCRIPTION	QTY.	SERIAL NO.	REMARKS
1	P31363	Snap Ring	1	3013-3026, 3038-	
2	P31358	Sun Spur Gear	1	" - "	
3	P26807	Discs and Plates	4	" - "	
5	P26825	Piston	1	" - "	
6	P26808	O-Ring Kit	1	" - "	
8	P26821	Capscrew - 12 Point	6	" - "	
9	P26839	Retainer Bearing Adjusting	1	" - "	
10	P26816	Tube - Brake Bleeding	1	" - "	
12	P31516	Shim - Adj.	A/R	" - "	
14	P26318	Planetary Ring Gear	1	" - "	
15	P26179	Bearing Cone	1	" - "	Outer
16	P26178	Bearing Cup	1	" - "	Outer
17	P31528	Planetary Hub	1	" - "	Includes Items 19-21
18	P13894	Wheel Mounting Nut	10	" - "	3/4"-16
19	P13888	Wheel Mounting Bolt	10	" - "	
20	P26176	Bearing Cup	1	" - "	Inner
21	P31359	Bearing Cone	1	" - "	Inner
22	P31356	Oil Seal - Hub	1	" - "	
23	P31357	Deflector - Hub Seal	1	" - "	
24	P31504	Fitting - Brake Inlet	1	" - "	
25	P31529	Spindle	1	" - "	
26	P31517	Guard - Fitting Bleeder	2	" - "	
27	P26826	Seat - Insert	2	" - "	
28	P31339	Bleeder Screw	1	" - "	
29	P31364	Bushing - Outer Shaft	1	" - "	
30	P31345	Oil Seal - Outer Shaft	1	" - "	

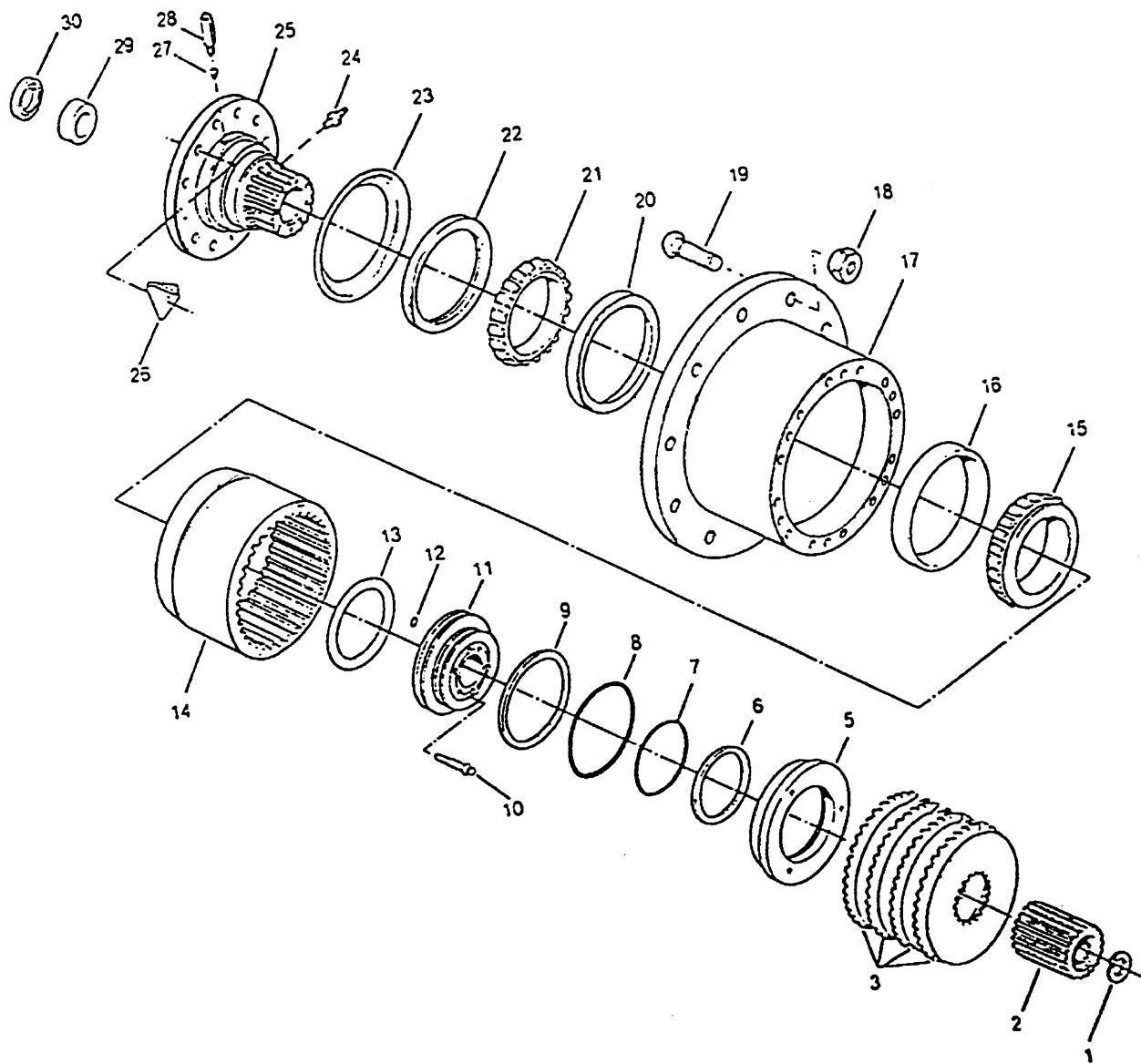


Figure P31259-5

**P31259-5 Wet Disc Brake Wheel End (High Press. Brakes)**

ITEM	PART NO.	DESCRIPTION	QTY.	SERIAL NO.	REMARKS
1	P31363	Snap Ring	1	2986-3012, 3027-3037	
2	P31358	Sun Spur Gear	1	" - "	
3	P26807	Discs and Plates	4	" - "	
5	P31354	Piston	1	" - "	
6	P31353	Back-Up Ring	2	" - "	
7	P26834	O-Ring	1	" - "	
8	P31352	O-Ring	1	" - "	
9	P31351	Back-Up Ring	2	" - "	
10	P26821	Capscrew - 12 Point	6	" - "	
11	P31355	Retainer Bearing Adjusting	1	" - "	
12	P26838	O-Ring	2	" - "	
13	P31516	Shim - Adj.	A/R	" - "	
14	P26318	Planetary Ring Gear	1	" - "	
15	P26179	Bearing Cone	1	" - "	Outer
16	P26178	Bearing Cup	1	" - "	Outer
17	P31528	Planetary Hub	1	" - "	
18	P13894	Wheel Mounting Nut	8	" - "	3/4"-16
19	P13888	Wheel Mounting Bolt	10	" - "	
20	P26176	Bearing Cup	1	" - "	Inner
21	P31359	Bearing Cone	1	" - "	Inner
22	P31356	Oil Seal - Hub	1	" - "	
23	P31357	Deflector - Hub Seal	1	" - "	
24	P31504	Fitting - Brake Inlet	1	" - "	
25	P31360	Spindle	1	" - "	
26	P31517	Guard - Fitting Bleeder	2	" - "	
27	P26826	Seat - Insert	2	" - "	
28	P31339	Bleeder Screw	1	" - "	
29	P31364	Bushing - Outer Shaft	1	" - "	
30	P31345	Oil Seal - Outer Shaft	1	" - "	

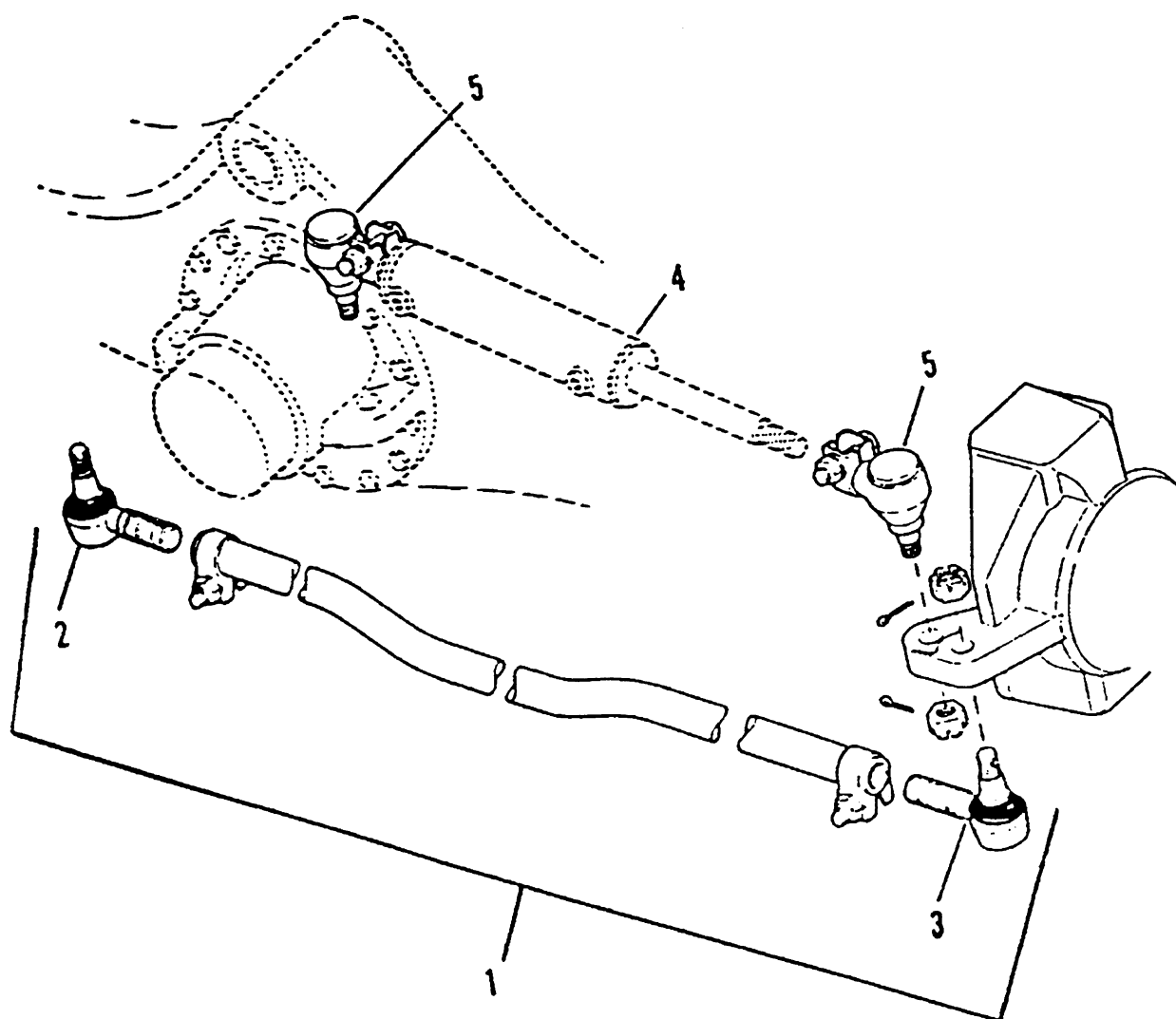


Figure P31259-6

**P31259-6 Tie Rod & Steering Cylinder**

ITEM	PART NO.	DESCRIPTION	QTY	SERIAL NO.	REMARKS
1	P31331	Tie Rod Assembly	1	2986 -	
2	P31526	Vertical Socket	1	" - "	Coarse Thread
3	P31527	Vertical Socket	1	" - "	Fine Thread
4	P31346	Steering Cylinder Assembly, Short	1	" - "	Front Left, Right Rear, 18.61" Retracted
	P31347	Steering Cylinder Assembly, Long	1	" - "	Rear Left, Front Right, 19.61" Retracted
5	P13915	Vertical Socket Assembly	1	" - "	Two Per Cyl.

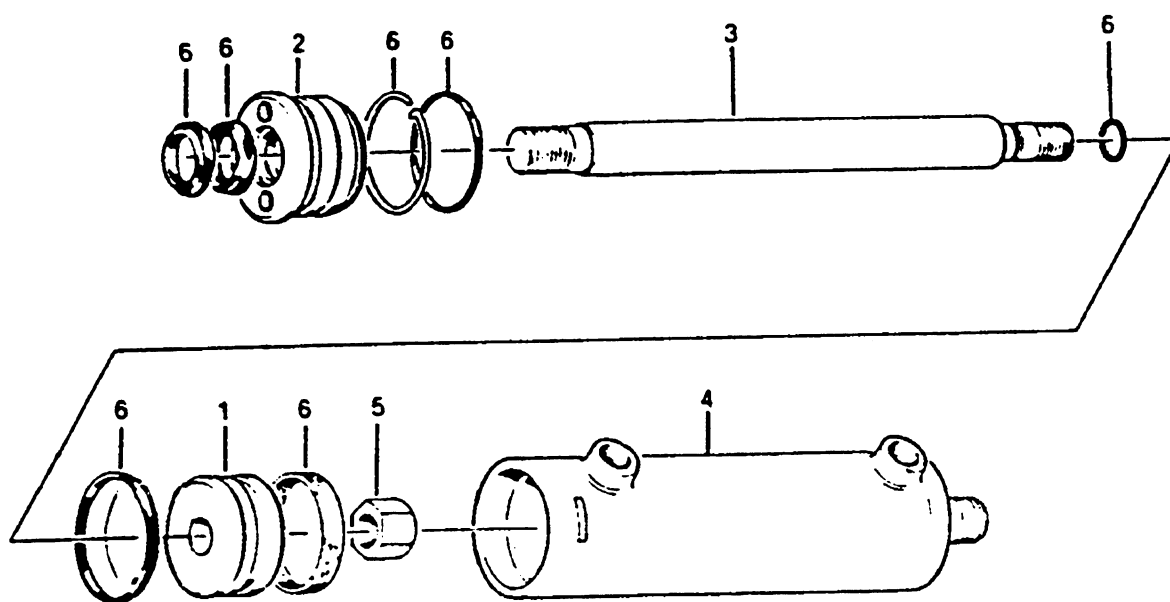


Figure P31259-7

**P31259-7 Steering Cylinder Assembly**

ITEM	PART NO.	DESCRIPTION	QTY	SERIAL NO.	REMARKS
1	N/A	Piston	1	2986 -	
2	N/A	Gland	1	" - "	
3	P31348	Rod, Short	1	" - "	Front Left, Right Rear, 18.61"
					Retracted
	P31349	Rod, Long	1	" - "	Rear Left, Front Right, 19.61"
					Retracted
4	N/A	Barrel Assembly	1	" - "	
5	N/A	Locknut	1	" - "	
6	P31334	Seal Kit	1	" - "	





TABLE OF CONTENTS

<u>Group</u>	<u>Page</u>	<u>Group</u>	<u>Page</u>
INDEX .....	iii		
Main Frame Assembly .....	2		
Operators Platform Assembly.....	10		
Instrument Panel Assembly .....	12		

# TABLE OF CONTENTS

INDEX

<u>Title</u>	<u>Page</u>	<u>Title</u>	<u>Page</u>
Instrument Panel Assembly . . . . .	12, 14, 16, 18, 20		
Horn Button Kit . . . . .	12, 14, 16, 18, 20		
Level Indicator . . . . .	18, 20		
Level Indicator Replacement Kit . . . . .	12, 14, 16, 18		
Steering Column . . . . .	12, 14, 16, 18, 20		
Main Frame Assembly . . . . .	2, 6		
Bushing, Oscillation Frame. . . . .	2		
Bushing, Tilt Cylinder . . . . .	2, 6		
Mirror, Convex-Round . . . . .	2, 8		
Pin, Oscillation Frame . . . . .	2		
Pin, Tilt Cylinder - Lower . . . . .	2, 6		
Pin, Tilt Cylinder - Upper . . . . .	2, 8		
Shaft, Frame Oscillation . . . . .	6		
Operators Platform Assembly . . . . .	10		
Door Latch . . . . .	10		
Seat Belt Assembly . . . . .	10		
Seat, Operators . . . . .	10		

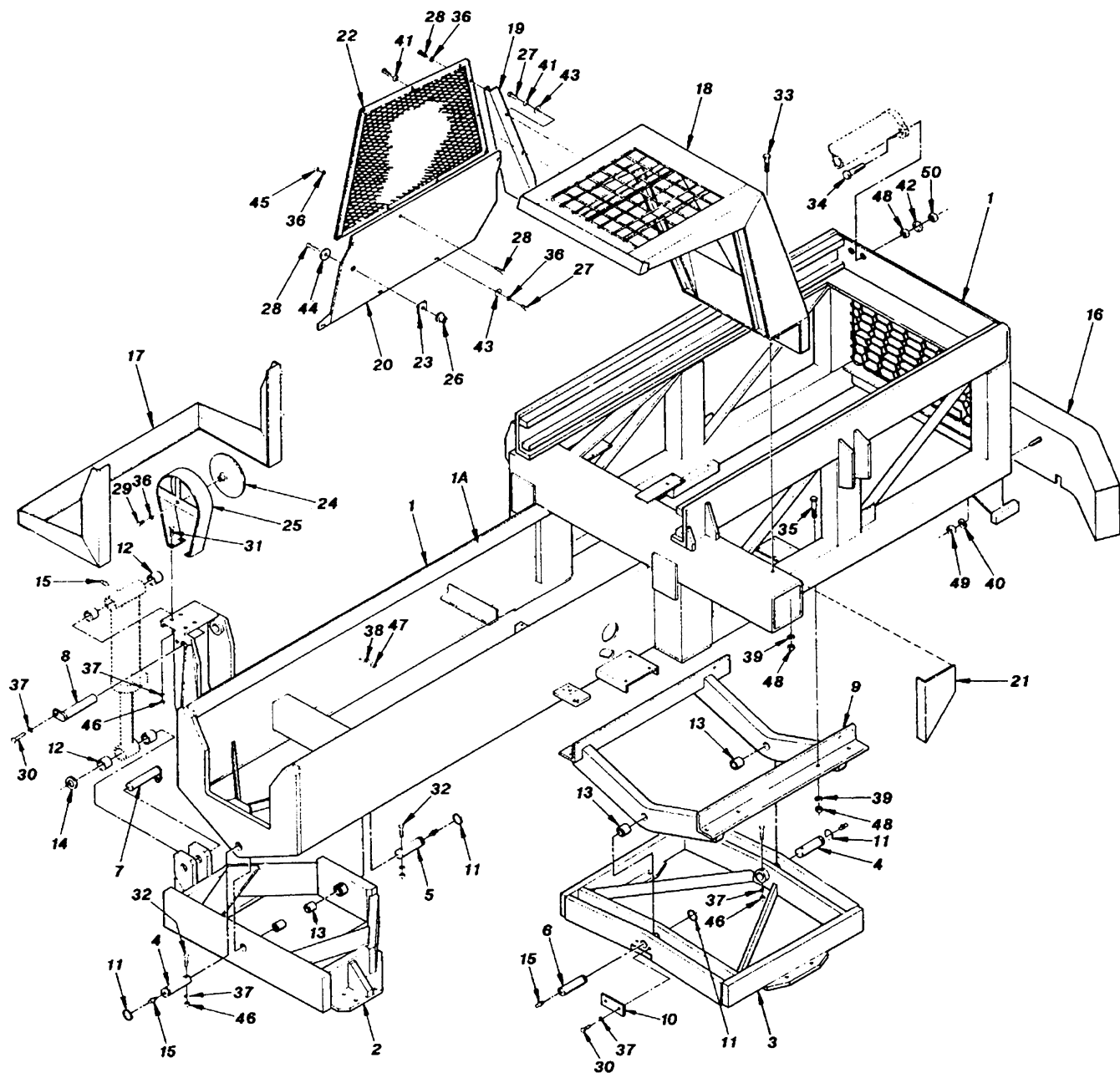
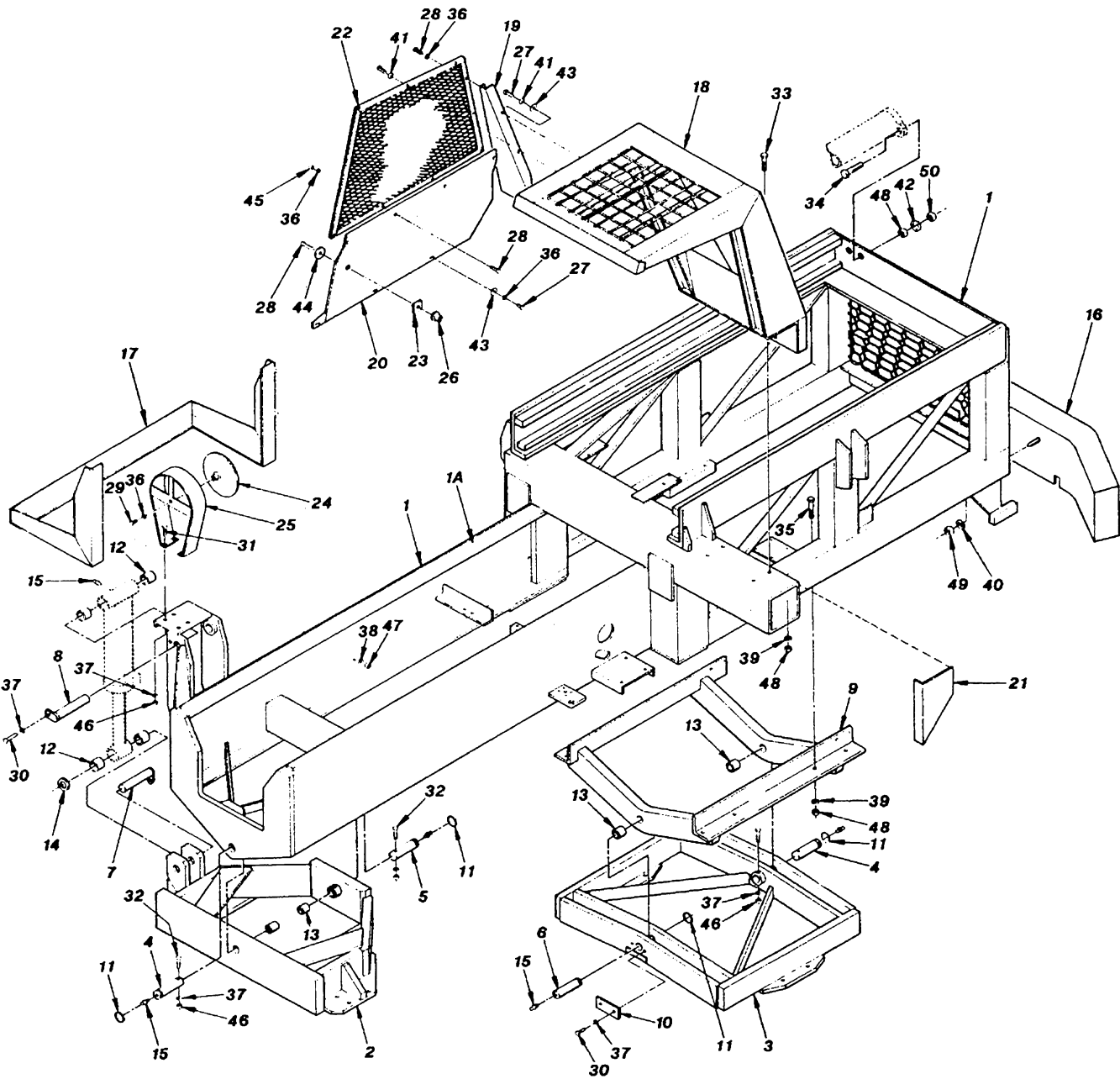


Figure 18354

18354 (1 of 2)

ITEM	PART NO.	DESCRIPTION	QTY	SERIAL NO.	REMARKS
1	21586R	Main Frame	1	.....	
	18010R	Main Frame	1	101 - 924	
1A	21844A	Transfer Rail, Front	REF	.....	
2	P28683	Oscillation Frame, Front	1	.....	
	21405D	Oscillation Frame, Front	1	823 - 1694	
	15502D	Oscillation Frame, Front	1	717 - 822	
	18050D	Oscillation Frame, Front	1	101 - 716	
3	P28684	Oscillation Frame, Rear	1	.....	
4	P27924	Pin, Oscillation Frame	2	.....	
	21406D	Pin, Oscillation Frame	2	823 - 1694	
	18690D	Pin, Oscillation Frame	2	530, 533, - 822	
	15503D	Pin, Oscillation Frame	2	208 - 529, 531, 532	
	18055D	Pin, Oscillation Frame	2	101 - 207	
5	P27925	Pin, Oscillation Frame	1	.....	
6	P27926	Pin, Oscillation Frame	1	.....	
	15612A	Pin, Oscillation Frame	1	101 - 207	
7	P27927	Pin, Tilt Cylinder - Lower	1	.....	
	18336A	Pin, Tilt Cylinder - Lower	1	101 - 716	
8	P27928	Pin, Tilt Cylinder - Upper	1	.....	
9	P28673	Subframe - Deere	1	.....	
	21585D	Subframe - Deere	1	925 - 995	
	18675D	Subframe - Deere	1	101 - 773	
	18513D	Subframe - Deutz	1	.....	
	18562D	Subframe - Perkins	1	.....	
	18219D	Subframe - Perkins	1	101 - 337	
	18563D	Subframe - Chrysler	1	.....	
	18315D	Subframe - Chrysler	1	101 - 337	
10	15614A	Clip, Pin Holder	1	.....	
11	P18838	Retaining Ring	4	.....	
12	P19106	Bushing, Tilt Cylinder	4	.....	
13	P19110	Bushing, Oscillation Frame	4	.....	
14	P21586	Shim, Tilt Cylinder	A/R	.....	
15	P16611	Grease Zerk	6	.....	
16	P18061	Counterweight, 1140 LBS	1	.....	
	P18062	Counterweight, 1664 LBS	REF	.....	
17	P25510	Support Mount, Tank	1	.....	
18	P25520	Overhead Guard	1	.....	
19	P28653	Panel, Rear Shield	1	.....	
20	P28654	Panel, Side Shield	1	.....	
21	P28655	End Cover (Welded to Frame Tube)	1	.....	
22	16276C	Screen Guard	1	.....	
23	16333A	Mounting Pad Rubber	1	.....	
24	P21368	Mirror, Convex-Round	1	.....	
NI	P20439	Mirror, Square (used Early Production)	1	.....	
25	P28660	Guard, Mirror	1	.....	
NI	18639B	Mounting Post, Round Mirror	1	.....	P28660 may be used with additional drilling and hardware



**Figure 18354**

## 18354 (2 of 2)

ITEM	PART NO.	DESCRIPTION	QTY.	SERIAL NO.	REMARKS
NI	16703B	Mounting Post, Square Mirror	1	.....	
26	P19077	Weld Nut, 1/4"-20	1	.....	
27	P03651	Screw, Self-Tap. Hx. Hd.	8	.....	1/4"-20 x 1/2"
28	P00003	Bolt, Hx.	6	.....	1/4"-20 x 3/4"
29	P00006	Bolt, Hx.	1	.....	1/4"-20 x 1 1/4"
30	P00202	Bolt, Hx.	4	.....	3/8"-16 x 3/4"
31	P00205	Bolt, Hx.	4	.....	3/8"-16 x 1 1/4"
32	P00211	Bolt, Hx.	3	.....	3/8"-16 x 2 3/4"
33	P00775	Bolt, Hx.	6	.....	3/4"-16 x 1 1/2" GR 8
34	P00753	Bolt, Hx.	2	.....	3/4"-16 x 2 1/4"
35	P00778	Bolt, Hx.	4	.....	3/4"-16 x 2 1/4" GR 8
36	P01308	Lockwasher	7	.....	1/4"
37	P01310	Lockwasher	11	.....	3/8"
38	P01312	Lockwasher	4	.....	1/2"
39	P01315	Lockwasher	10	.....	3/4"
40	P01317	Lockwasher	2	.....	1", Early Prod. Counterweights used 1-1/8"x8 studs
41	P01357	Starwasher	8	.....	1/4" - External
42	P01364	Starwasher	2	.....	3/4" - External
43	P01402	Flatwasher	8	.....	1/4"
44	P01452	Flatwasher	1	.....	1/4" - Fender
45	P01506	Nut, Hx.	6	.....	1/4"-20
46	P01508	Nut, Hx.	7	.....	3/8"-16
47	P01510	Nut, Hx.	4	.....	1/2"-13
48	P01536	Nut, Hx.	14	.....	3/4"-16
49	P01515	Nut, Hx.	2	.....	1"-8, Early Prod. Counterweights used 1-1/8"x8 studs
50	P01586	Jam Nut, Hx.	4	.....	3/4"-16

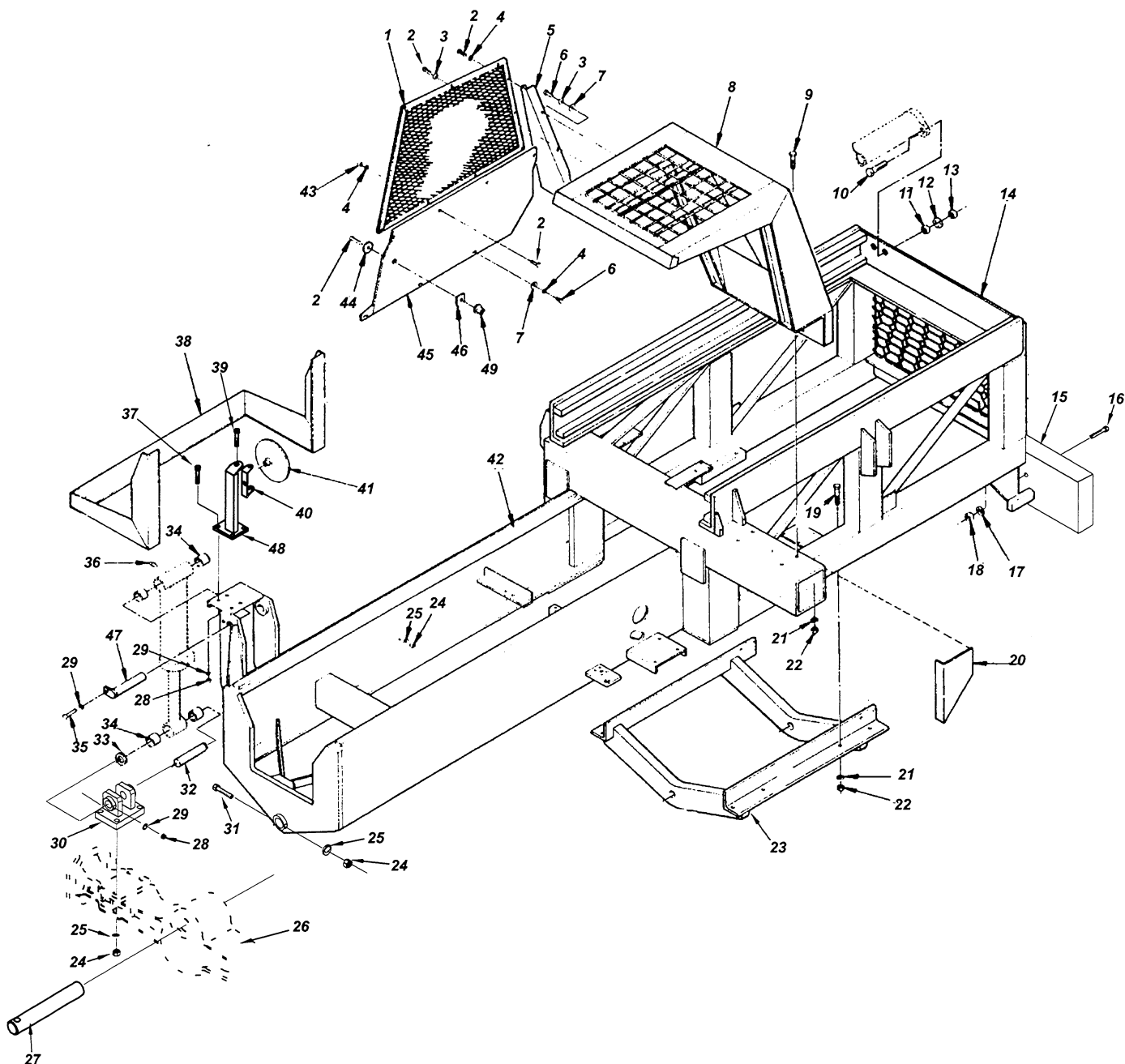


Figure 18354-1



## 18354-1 (1 of 2)

ITEM	PART NO.	DESCRIPTION	QTY	SERIAL NO.	REMARKS
1	16276C	Screen Guard	1	.....	
2	P00003	Bolt, Hx.	6	.....	1/4"-20 x 3/4"
3	P01357	Starwasher	8	.....	1/4" - External
4	P01308	Lockwasher	7	.....	1/4"
5	P28653	Panel, Rear Shield	1	.....	
6	P03651	Screw, Self-Tap. Hx. Hd.	8	.....	1/4"-20 x 1/2"
7	P01402	Flatwasher	8	.....	1/4"
8	P25520	Overhead Guard	1	.....	
9	P00775	Bolt, Hx.	6	.....	3/4"-16 x 1 1/2" GR 8
10	P00753	Bolt, Hx.	2	.....	3/4"-16 x 2 1/4"
11	P01536	Nut, Hx.	2	.....	3/4"-16
12	P01364	Starwasher	2	.....	3/4" - External
13	P01586	Jam Nut, Hx.	2	.....	3/4"-16
14	35045R	Main Frame, John Deere	1	.....	
	35125R	Main Frame, Cummins	1	.....	
15	P30989	Counterweight, 950 LBS	1	.....	
16	P00939	Bolt, Hx.	2	.....	1"-8 x 6" GR 8
17	P01317	Lockwasher	2	.....	1"
18	P01515	Nut, Hx.	2	.....	1"-8
19	P00778	Bolt, Hx.	10	.....	3/4"-16 x 2 1/4" GR 8
20	P28655	End Cover (Welded to Frame Tube)	1	.....	
21	P01315	Lockwasher	20	.....	3/4"
22	P01536	Nut, Hx.	20	.....	3/4"-16
23	35023D	Subframe - Deere	1	.....	
NI	P00779	Bolt, Hx.	4	.....	3/4"-16 GR 8
24	P01510	Nut, Hx.	6	.....	1/2"-13
25	P01312	Lockwasher	6	.....	1/2"
26	—	Axle, Front	1	.....	See Section 1
27	33931B	Shaft, Frame Oscillation	1	.....	
NI	P00214	Bolt, Hx.	1	.....	3/8"-16 x 3-1/2"
28	P01508	Nut, Hx.	7	.....	3/8"-16
29	P01310	Lockwasher	8	.....	3/8"
30	34333C	Frame, Tilt Cylinder Mount	1	.....	
31	P00416	Bolt, Hx.	2	.....	1/2"-13 x 5"
32	32810C	Pin, Tilt Cylinder - Lower	1	.....	
33	P21586	Shim, Tilt Cylinder	A/R	.....	
34	P19106	Bushing, Tilt Cylinder	4	.....	
35	P00202	Bolt, Hx.	1	.....	3/8"-16 x 3/4"
36	P16611	Grease Zerk	6	.....	
37	P00205	Bolt, Hx.	4	.....	3/8"-16 x 1-1/4"

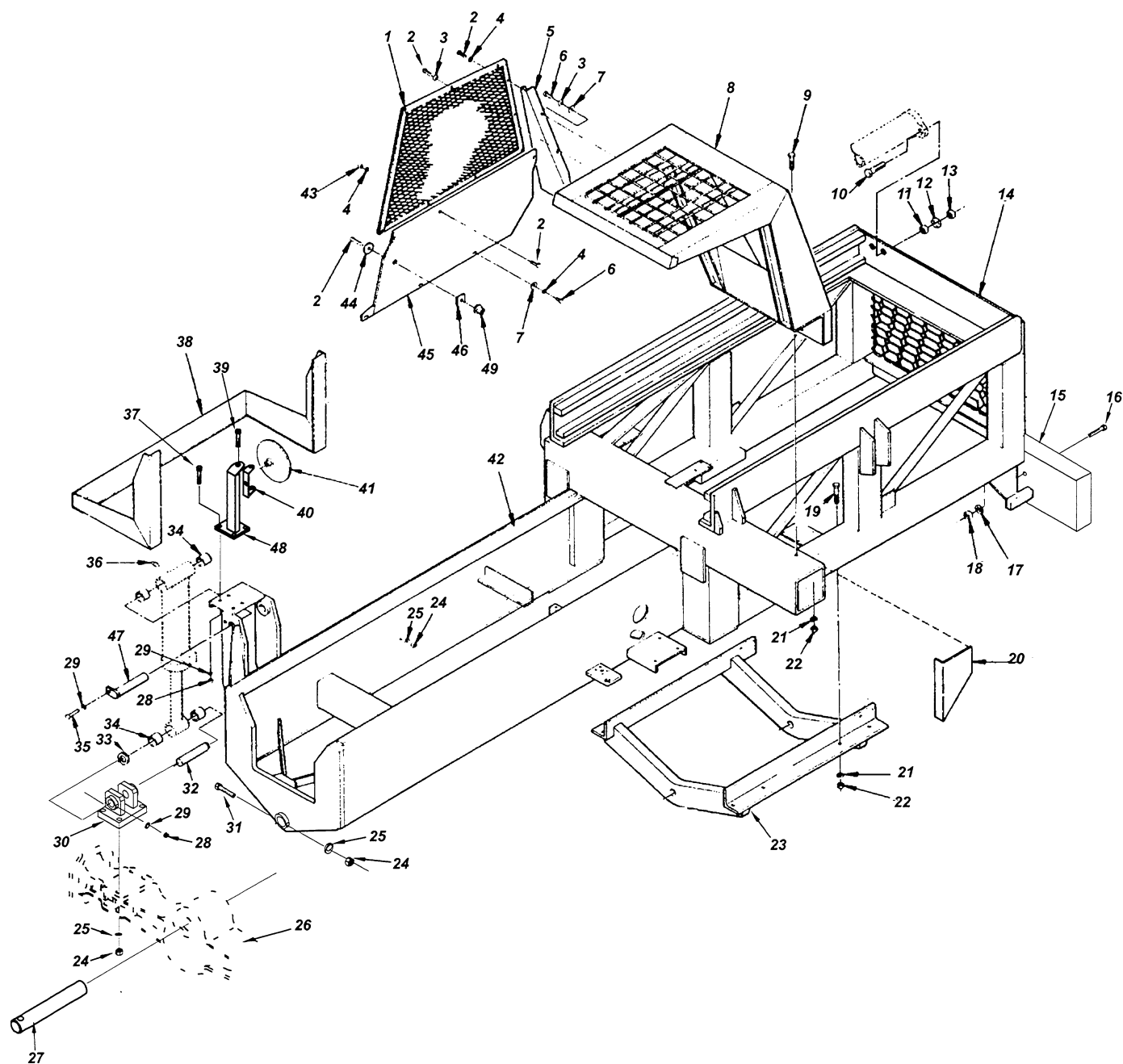


Figure 18354-1

## 18354-1 (2 of 2)

ITEM	PART NO.	DESCRIPTION	QTY	SERIAL NO.	REMARKS
38	P25510	Support Mount, Tank	1	.....	
39	P00204	Bolt, Hx.	2	.....	3/8"-16 x 1"
40	35200A	Adapter Bracket, Mirror	4	.....	
41	P23579	Mirror, Convex-Round	1	.....	
42	21844B	Transfer Rail, Front	REF	.....	
43	P01506	Nut, Hx.	6	.....	1/4"-20
44	P01452	Flatwasher	1	.....	1/4" - Fender
45	P28654	Panel, Side Shield	1	.....	
46	16333A	Mounting Pad Rubber	1	.....	
47	P27928	Pin, Tilt Cylinder - Upper	1	.....	
48	35015B	Mirror Bracket Weldment	1	.....	
49	P19077	Weld Nut	1	.....	1/4"-20

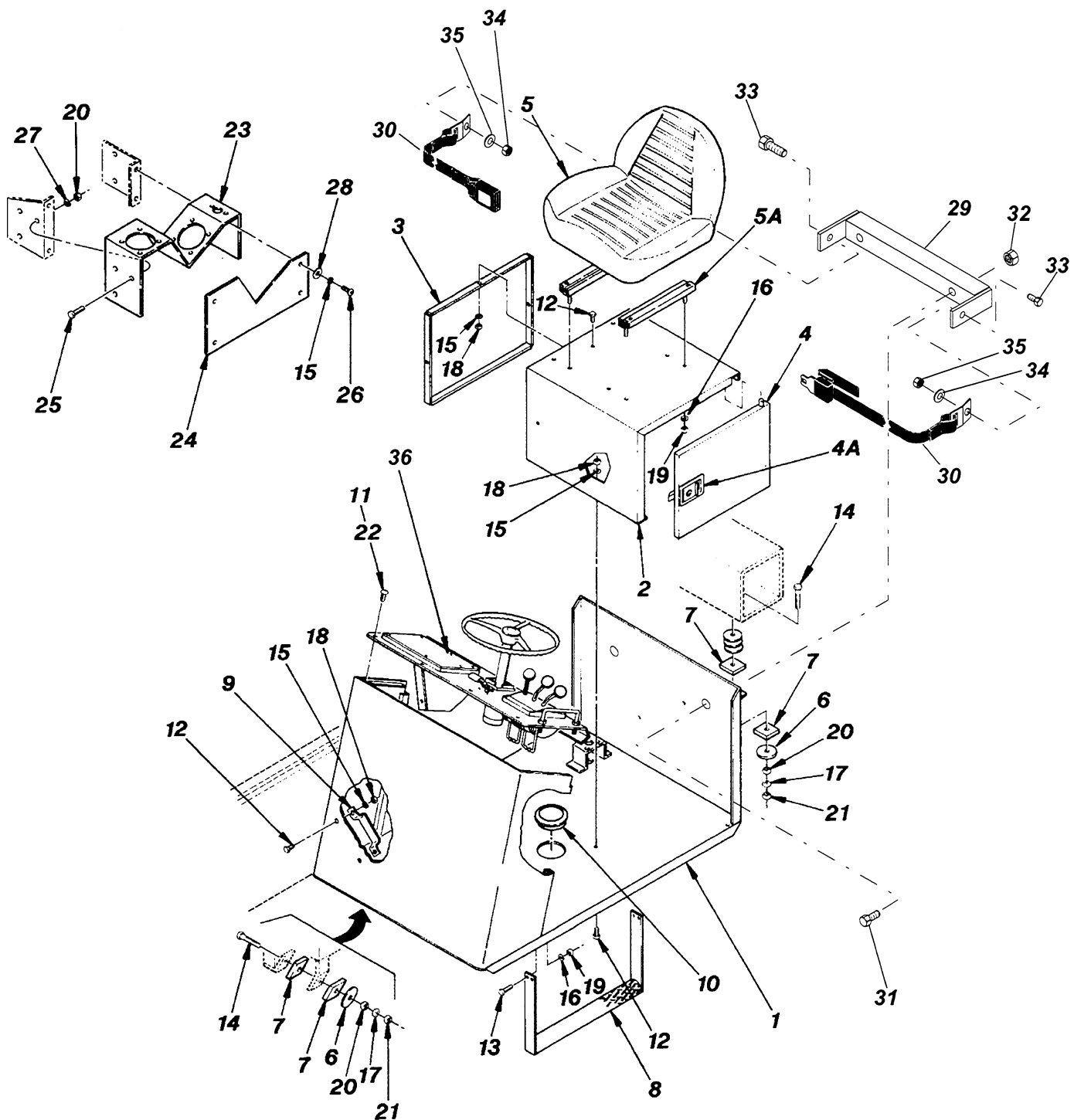


Figure 18379

18379

ITEM	PART NO.	DESCRIPTION	QTY.	SERIAL NO.	REMARKS
1	31852D	Operators Platform	1	2784-3012, 3027-3037, 4005-	
	35115D	Operators Platform	1	3013-3026, 3038-4004	
	15575D	Operators Platform	1	1695 - 2783	
	18233D	Operators Platform	1	101 - 1694	
2	15738D	Seat Stand	1	.....	
3	16282B	Panel, Side	1	.....	
4	16378B	Door, Seat Box	1	.....	
4A	P19085	Door Latch W/Key	REF	.....	
5	P17742	Seat, Operators	1	.....	
5A	P24773	Rails, Set	REF	.....	
6	P20398	Snubbing Washer	A/R	.....	
7	P21746	Pad Mount, Rubber	6	.....	
	15584A	Pad Mount, Steel	-	.....	Used on Early Production
8	15597A	Step, Platform	1	.....	
9	18232A	Strap, Hose Retainer	1	.....	Used on Early Production
10	P16186	Access Cover	1	.....	Used on Early Production
11	P27829	Screw, Phillips Hd.	5	.....	5/16"-18 x 3/4"
12	P00003	Bolt, Hx.	8	.....	1/4"-20 x 3/4"
13	P00104	Bolt, Hx.	4	.....	5/16"-18 x 1"
14	P00211	Bolt, Hx.	3	.....	3/8"-16 x 2 3/4"
15	P01308	Lockwasher	12	.....	1/4"
16	P01309	Lockwasher	8	.....	5/16"
17	P01359	Starwasher	3	.....	3/8"
18	P01506	Nut, Hx.	8	.....	1/4"-20
19	P01507	Nut, Hx.	8	.....	5/16"-18
20	P01508	Nut, Hx.	9	.....	3/8"-16
21	P01558	Jam Nut, Hx.	3	.....	3/8"-16
NI	P20459	Speed Nut	5	.....	5/16"-18
23	35103D	Control Panel, Joystick	1		
	31790D	Control Panel, Joystick	1	2784 -	
24	31793B	Cover, Control Panel	1	.....	
25	P00204	Bolt, Hx.	6	.....	3/8"-16 x 1"
26	P03196	Screw, Button Hd. Socket	4	.....	1/4"-20 x 3/4"
27	P01310	Lockwasher	6	.....	3/8"
28	P01402	Flatwasher	6	.....	1/4"
29	34502B	Mount, Seat Belt	1	3018 -	
30	P40132	Seat Belt Assembly	1	" -"	
31	P00211	Bolt, Hx.	2	" -"	3/8"-16 x 2 3/4"
NI	P01310	Lockwasher	2	" -"	3/8"
32	P01508	Nut, Hx.	2	" -"	3/8"-16
33	P00304	Bolt, Hx.	2	" -"	7/16"-14 x 1 1/4"
34	P01311	Lockwasher	2	" -"	7/16"
35	P01509	Nut, Hx.	2	" -"	7/16"-14
36	See Page 2-12	Instrument Panel Assembly	-	.....	

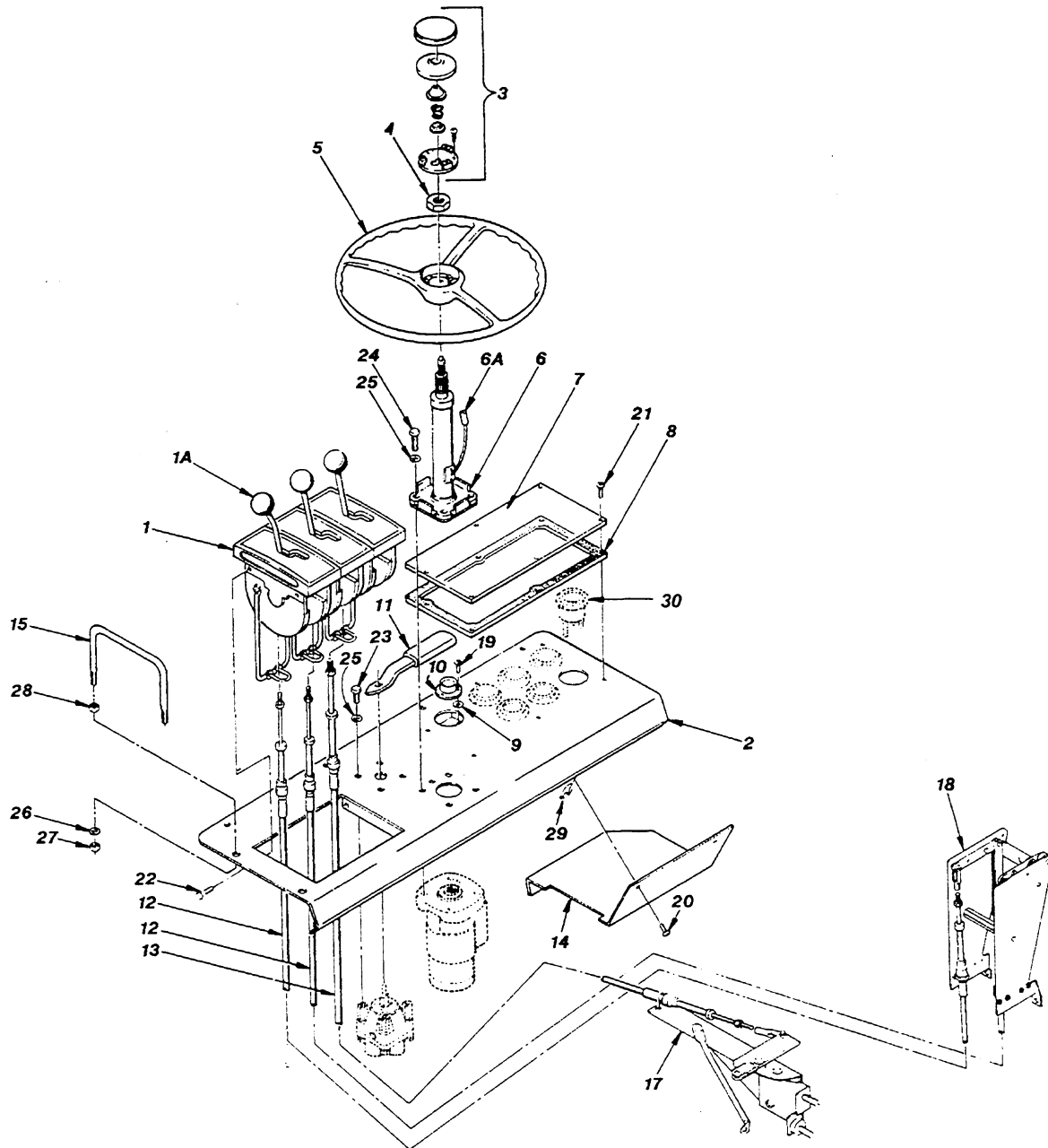


Figure 18380

**18380**

ITEM	PART NO.	DESCRIPTION	QTY.	SERIAL NO.	REMARKS
—	18380	Instrument Panel Assembly	—	101 – 144	Includes Items 1 – 29
1	P19922	Shift Control	1	" – "	
1A	P21378	Knob, Shifter	REF	" – "	
2	17556D	Instrument Panel	1	" – "	
3	P18141	Horn Button Kit	1	" – "	
4	P13009	Nut, Steering Wheel	1	" – "	
5	P13006	Steering Wheel	1	" – "	
6	P18726	Steering Column	1	" – "	
6A	P18737	Brush, Horn	REF	" – "	
7	16538B	Vandal Cover, Gauges	1	" – "	
8	P19536	Gasket, Vandal Cover	1	" – "	
9	P18844	Washer, Conical	6	" – "	
10	23299B	Level Indicator Replacement Kit	1	" – "	
11	P18085	Handle, Selector Valve	REF	" – "	
12	P17591	Cable, Shift Control	2	" – "	
13	P19917	Cable, Hi - Low Range	1	" – "	
14	P28659	Vandal Cover, Lower	1	" – "	
15	15573A	Hand Hold	1	" – "	
17	P19920	Bracket, Hi - Low Range	1	" – "	
18	P19918	Bracket, Shift Control	1	" – "	
19	P02018	Screw, Rd. Hd.	3	" – "	#6-32 x 5/8"
20	P02057	Screw, Rd. Hd.	4	" – "	#10-24 x 3/4"
21	P19424	Bolt, Button Hd. Socket	6	" – "	1/4"-20 x 1"
22	P00003	Bolt, Hx.	4	" – "	1/4"-20 x 3/4"
23	P00202	Bolt, Hx.	4	" – "	3/8"-16 x 3/4"
24	P00205	Bolt, Hx.	4	" – "	3/8"-16 x 1 1/4"
25	P01310	Lockwasher	8	" – "	3/8"
26	P01312	Lockwasher	2	" – "	1/2"
27	P01510	Nut, Hx.	2	" – "	1/2"-13
28	P01560	Jam Nut, Hx.	2	" – "	1/2"-13
29	P19254	Speed Nut	4	" – "	#10-24
30	See Page 7-2	Gauges	—		

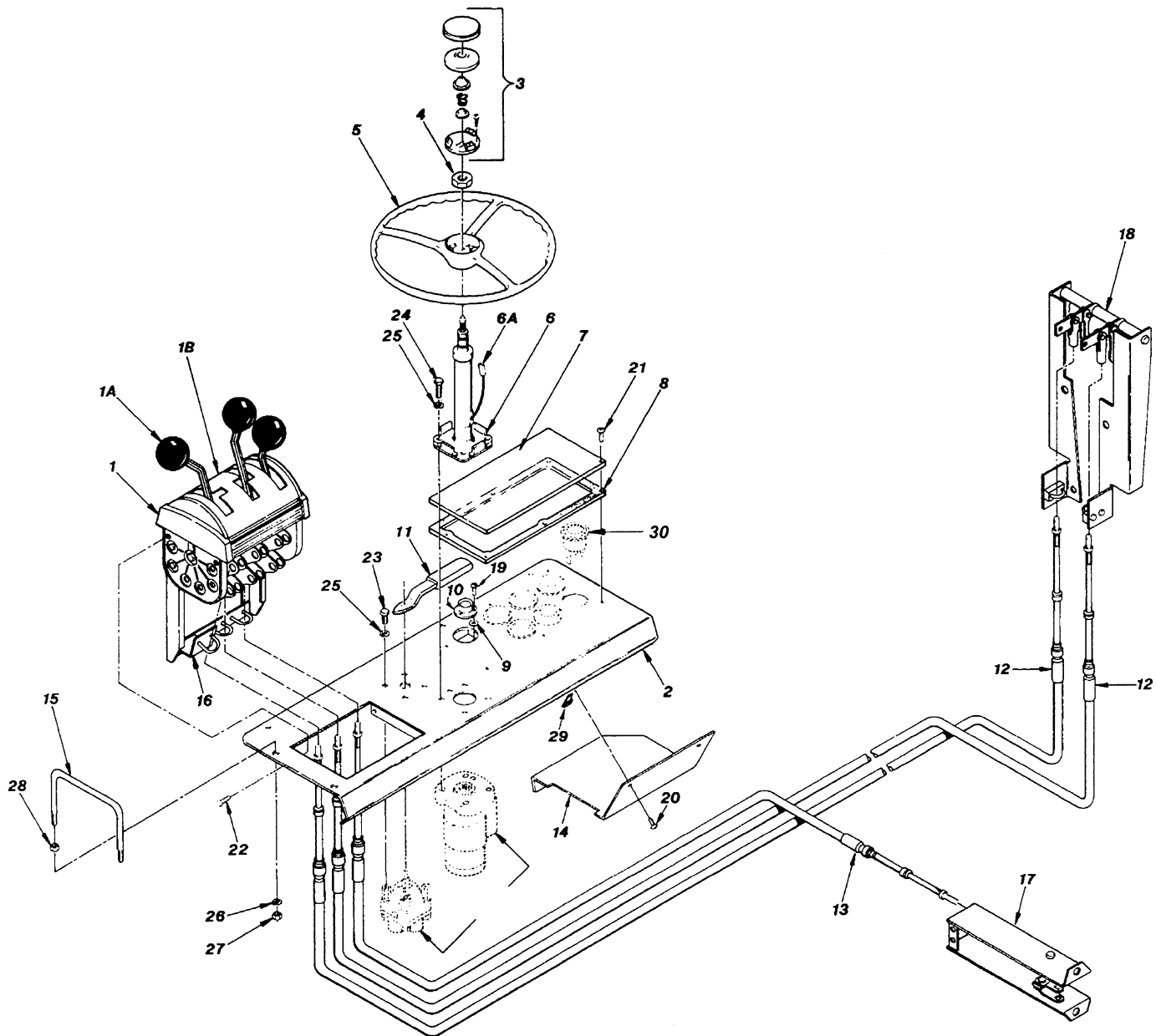


Figure 18380-1



## 18380-1

ITEM	PART NO.	DESCRIPTION	QTY	SERIAL NO.	REMARKS
—	18380-1	Instrument Panel Assembly	—	145 – 715	For Clark Transmission, Includes Items 1 – 29
1	P21337	Shift Control	1	" – "	
1A	P24985	Knob, Shifter	REF	" – "	
1B	P21008	Gate Plate	REF	" – "	
2	17840D	Instrument Panel	1	" – "	
3	P18141	Horn Button Kit	1	" – "	
4	P13009	Nut, Steering Wheel	1	" – "	
5	P13006	Steering Wheel	1	" – "	
6	P18726	Steering Column	1	" – "	
6A	P18737	Brush, Horn	REF	" – "	
7	16538B	Vandal Cover, Gauges	1	" – "	
8	P19536	Gasket, Vandal Cover	1	" – "	
9	P18844	Washer, Conical	6	" – "	
10	23299B	Level Indicator Replacement Kit	1	" – "	
11	P18085	Handle, Selector Valve	REF	" – "	
12	P21340	Cable, Shift Control	2	" – "	
13	P21314	Cable, Hi - Low Range	1	" – "	72" Long
	P21388	Cable, Hi - Low Range	-	" – "	96" Long
14	P28659	Vandal Cover, Lower	1	" – "	
15	15573A	Hand Hold	1	" – "	
16	18542A	Bracket, Cable	1	" – "	
17	P21338	Bracket, Hi - Low Range	1	" – "	
18	P21339	Bracket, Shift Control	1	" – "	
19	P02018	Screw, Rd. Hd.	3	" – "	#6-32 x 5/8"
20	P02057	Screw, Rd. Hd.	4	" – "	#10-24 x 3/4"
21	P19424	Bolt, Button Hd. Socket	6	" – "	1/4"-20 x 1"
22	P00003	Bolt, Hx.	4	" – "	1/4"-20 x 3/4"
23	P00202	Bolt, Hx.	4	" – "	3/8"-16 x 3/4"
24	P00205	Bolt, Hx.	4	" – "	3/8"-16 x 1 1/4"
25	P01310	Lockwasher	8	" – "	3/8"
26	P01312	Lockwasher	2	" – "	1/2"
27	P01510	Nut, Hx.	2	" – "	1/2"-13
28	P01560	Jam Nut, Hx.	2	" – "	1/2"-13
29	P19254	Speed Nut	4	" – "	#10-24
30	See Page 7-6	Gauges	—		

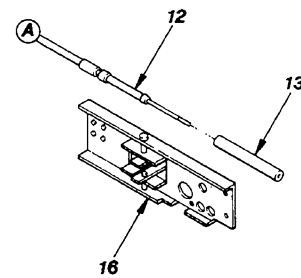
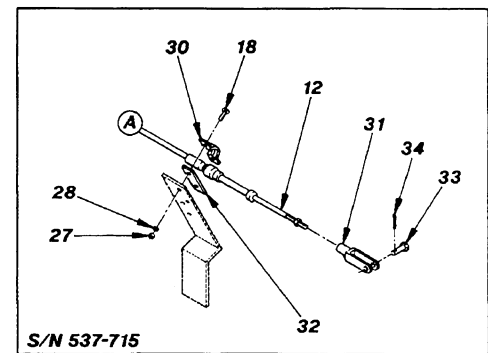
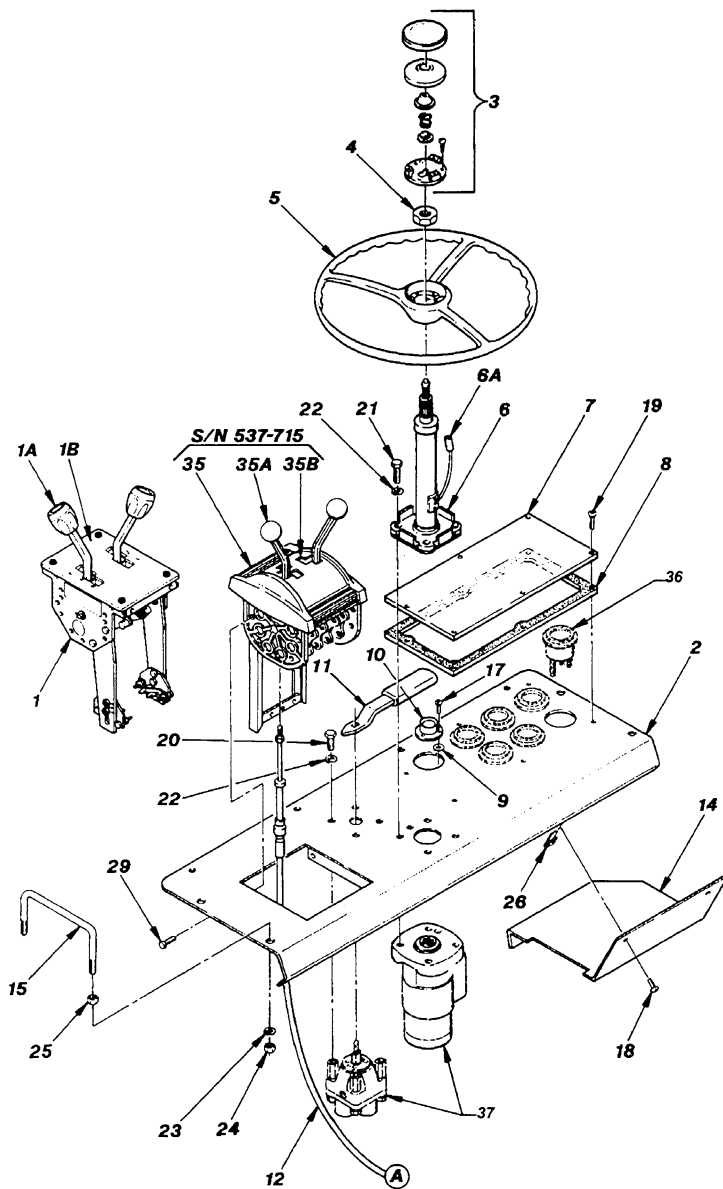


Figure 18380-2

## 18380-2

ITEM	PART NO.	DESCRIPTION	QTY	SERIAL NO.	REMARKS
1	P24335	Shift Control	1	716 – 1535	
1A	P24985	Knob, Shifter	REF	" – "	
1B	P27824	Gate Plate w/Screws	REF	" – "	
2	23335A	Instrument Panel	1	" – "	Includes Item 10
3	P18141	Horn Button Kit	1	" – "	
4	P13009	Nut, Steering Wheel	1	" – "	
5	P13006	Steering Wheel	1	" – "	
6	P18726	Steering Column	1	" – "	
6A	P18737	Brush, Horn	REF	" – "	
7	16538B	Vandal Cover, Gauges	1	" – "	
8	P19536	Gasket, Vandal Cover	1	" – "	
9	P18844	Washer, Conical	6	" – "	
10	23299B	Level Indicator Replacement Kit	1	" – "	
	—	Level Indicator Replacement Kit	1	537 – 715	Consult Factory
11	P18085	Handle, Selector Valve	REF	716 – 1535	
12	P17591	Cable, Shift Control	2	" – "	
13	P26232	Umbrella Seal, Cable	REF	" – "	
14	P28659	Vandal Cover, Lower	1	" – "	
15	15573A	Hand Hold	1	" – "	
16	P24336	Mounting Bracket, Shift Cables	1	" – "	
NI	21353A	Connecting Link	1	716 – 793, & 796	
17	P02018	Screw, Rd. Hd.	3	716 – 1535	#6-32 x 5/8"
18	P02057	Screw, Rd. Hd.	4	" – "	#10-24 x 3/4"
19	P19424	Bolt, Button Hd. Socket	6	" – "	1/4"-20 x 1"
20	P00202	Bolt, Hx.	4	" – "	3/8"-16 x 3/4"
21	P00205	Bolt, Hx.	4	" – "	3/8"-16 x 1 1/4"
22	P01310	Lockwasher	8	" – "	3/8"
23	P01312	Lockwasher	2	" – "	1/2"
24	P01510	Nut, Hx.	2	" – "	1/2"-13
25	P01560	Jam Nut, Hx.	2	" – "	1/2"-13
26	P19254	Speed Nut	4	" – "	#10-24
27	P01504	Nut, Hx.	4	537 – 715	#10-24
28	P01306	Lockwasher	4	537 – 715	#10
29	P00003	Bolt, Hx.	4	537 – 715	1/4"-20 x 3/4"
30	P17678	Clamp, Cable	2	537 – 715	
31	P17679	Clevis	2	537 – 715	
32	P19128	Shim, Clamp	2	537 – 715	
33	P20833	Clevis Pin	2	537 – 715	
34	P03838	Cotter Pin	2	537 – 715	1/8" x 1"
35	P21506	Shift Control	1	537 – 715	
35A	P21026	Knob, Shifter	REF	537 – 715	
35B	P21507	Gate Plate	REF	537 – 715	
36	See Page 7-18	Gauges	—		
37	See Page 5-70	Steering Hydraulics	—		

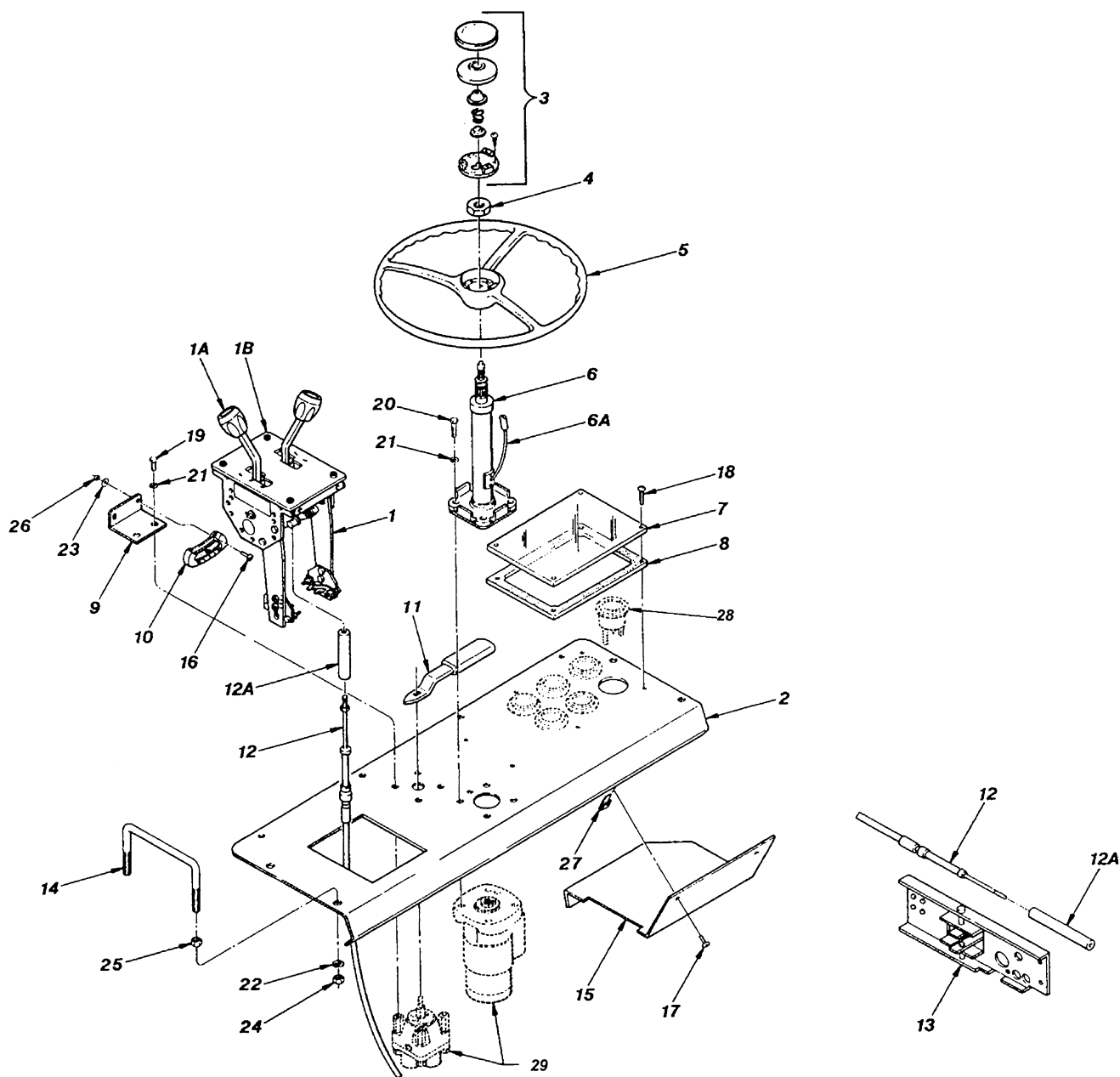


Figure 18380-3

## 18380-3

ITEM	PART NO.	DESCRIPTION	QTY	SERIAL NO.	REMARKS
1	P24335	Shift Control	1	1536 - 3111	
1A	P24985	Knob, Shifter	REF	" - "	
1B	P27824	Gate Plate w/Screws	REF	" - "	
2	P28650	Instrument Panel	1	" - "	
3	P18141	Horn Button Kit	1	" - "	
4	P13009	Nut, Steering Wheel	1	" - "	
5	P28704	Steering Wheel	1	" - "	
6	P18726	Steering Column	1	" - "	
6A	P18737	Brush, Horn	REF	" - "	
7	24343B	Vandal Cover, Gauges	1	" - "	
	16538B	Vandal Cover, Gauges	1	" - "	
8	P26755	Gasket, Vandal Cover	1	" - "	
	P19563	Gasket, Vandal Cover	1	" - "	
9	P28794	Bracket, Level Indicator	1	2449 - 3111	
	23298A	Bracket, Level Indicator	1	1536 - 2448	
10	P28470	Level Indicator	1	2449 - 3111	
	23299A	Level Indicator Replacement Kit	1	1536 - 2448	
11	P18085	Handle, Selector Valve	REF	1536 - 3111	
12	P17591	Cable, Shift Control	2	1536 - 3111	
12A	P26232	Umbrella Seal, Cable	REF	1574 - 3111	
13	P24336	Mounting Bracket, Shift Cables	1	1536 - 3111	
14	15573A	Hand Hold	1	1536 - 3111	
15	P28659	Vandal Cover, Lower	1	1536 - 3111	
16	P02034	Screw, Rd. Hd.	2	2449 - 3111	#8-32 x 1/2"
	P02005	Screw, Rd. Hd.	2	1536 - 2448	#5-40 x 3/4"
17	P02057	Screw, Rd. Hd.	4	1536 - 3111	#10-24 x 3/4"
18	P19424	Bolt, Button Hd. Socket	4	" - "	1/4"-20 x 1"
19	P00202	Bolt, Hx.	4	" - "	3/8"-16 x 3/4"
20	P00205	Bolt, Hx.	4	" - "	3/8"-16 x 1 1/4"
21	P01310	Lockwasher	8	" - "	3/8"
22	P01312	Lockwasher	2	" - "	1/2"
23	P01427	Flatwasher	2	" - "	#8
24	P01510	Nut, Hx.	2	" - "	1/2"-13
25	P01560	Jam Nut, Hx.	2	" - "	1/2"-13
26	P01653	Locknut, Hx.	2	" - "	#8-32
27	P19254	Speed Nut	4	" - "	#10-24
NI	P19429	Plug	A/R	" - "	7/16" Hole
NI	P19430	Plug	A/R	" - "	5/8" Hole
NI	P27328	Plug	A/R	" - "	3/4" Hole
NI	P19431	Plug	A/R	" - "	7/8" Hole
28	See Page 7-22	Gauges	-		
29	See Page 5-70	Steering Hydraulics	-		

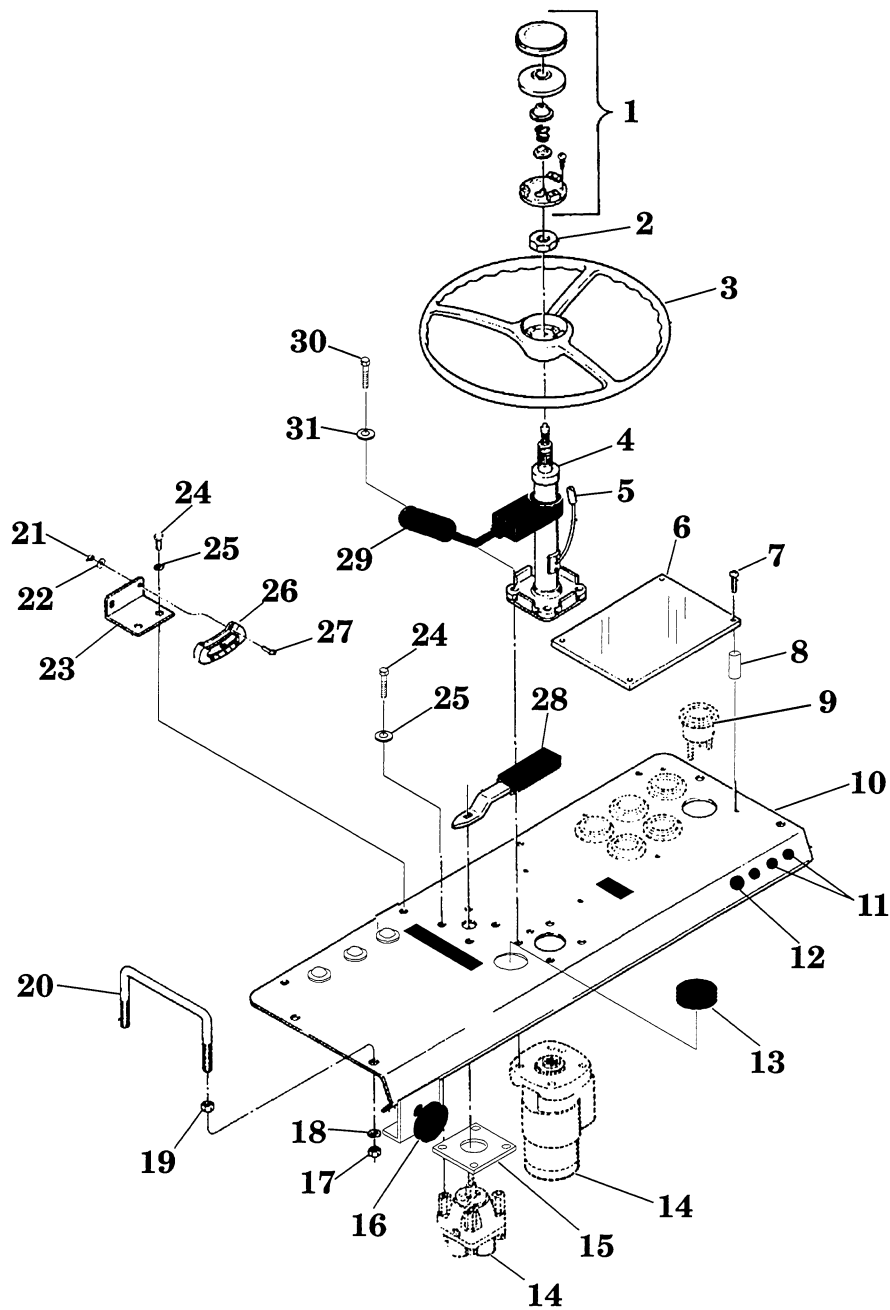


Figure 18380-4

## 18380-4

ITEM	PART NO.	DESCRIPTION	QTY	SERIAL NO.	REMARKS
1	P18141	Horn Button Kit	1	3112 -	
2	P13009	Nut, Steering Wheel	1	" - "	
3	P28704	Steering Wheel	1	" - "	
4	35064B	Steering Column	1	" - "	
5	P18737	Brush, Horn	REF	" - "	
6	24343B	Vandal Cover, Gauges	1	" - "	
NI	P26755	Gasket, Vandal Cover	1	3112 - 4095	
7	P00009	Bolt, Hx.	4	4096 -	1/4"-20 x 2"
	P19424	Bolt, Button Hd. Socket	4	3112 - 4095	1/4"-20 x 1"
8	35472A	Spacer, Vandal Cover	4	4096 -	
9	See Page 7-36	Gauges	-	3112 -	
10	34997B	Instrument Panel	1	3112 -	
11	P19429	Plug	2	3112 -	7/16" Hole
12	P19430	Plug	1	3112 -	5/8" Hole
NI	P28659	Vandal Cover, Lower	1	3112 - 4011	
NI	P02057	Screw, Rd. Hd., Lower Vandal Cover	4	3112 - 4011	#10-24 x 3/4"
NI	P19254	Speed Nut, Lower Vandal Cover	4	3112 - 4011	#10-24
13	P32575	Grommet, Shift Selector Harness	1	3112 -	
14	See Page 5-72	Steering Hydraulics	-	" - "	
15	31660A	Spacer	1	" - "	
16	See Page 6-18	Parking Brake	-	" - "	
17	P01510	Nut, Hx.	2	" - "	1/2"-13
18	P01560	Jam Nut, Hx.	2	" - "	1/2"-13
19	P01312	Lockwasher	2	" - "	1/2"
20	15573A	Hand Hold	1	" - "	
21	P01653	Locknut, Hx.	2	" - "	#8-32
22	P01427	Flatwasher	2	" - "	#8
23	P28794	Bracket, Level Indicator	1	" - "	
24	P00206	Bolt, Hx.	4	" - "	3/8"-16 x 1 1/2"
25	P01310	Lockwasher	8	" - "	3/8"
26	P28470	Level Indicator	1	" - "	
27	P02034	Screw, Rd. Hd.	2	" - "	#8-32 x 1/2"
28	P18085	Handle, Selector Valve	REF	" - "	
29	See Page 7-36	Electric Shift Selector	-	" - "	
30	P00205	Bolt, Hx.	4	" - "	3/8"-16 x 1 1/4"
31	P01312	Lockwasher	2	" - "	1/2"





# TABLE OF CONTENTS

<u>Group</u>	<u>Page</u>	<u>Group</u>	<u>Page</u>
INDEX .....	iii		
Telescopic Boom Assembly .....	2		
Hose Reel & Cable Assembly .....	6		
Transfer Carriage Assembly .....	10		

# TABLE OF CONTENTS

<u>Group</u>	<u>Page</u>	<u>Group</u>	<u>Page</u>
--------------	-------------	--------------	-------------

# INDEX

<u>Title</u>	<u>Page</u>	<u>Title</u>	<u>Page</u>
Hose Reel & Cable Assembly . . . . .	6, 8	Shim, Spindle . . . . .	10, 14
Cable . . . . .	6, 8	Slide Block, Front . . . . .	10, 14
Housing, Hose Reel . . . . .	6, 8	Slide Block, Rear . . . . .	10, 14
Pin, Sheave . . . . .	6, 8	Spindle, Rear Roller . . . . .	10, 14
Roller, Front . . . . .	6, 8		
Roller, Rear . . . . .	6, 8		
Sheave, Cable . . . . .	6, 8		
Thimble . . . . .	6, 8		
Telescopic Boom Assembly . . . . .	2		
Base, Slide Plate, Front . . . . .	4		
Bushing, Carriage Tilt Pivot . . . . .	2		
Bushing, Front Carriage Tilt Cylinder . . . . .	2		
Bushing, Hoist Cylinder . . . . .	2		
Bushing, Rear Carriage Tilt Cylinder . . . . .	2		
Bushing, Roller . . . . .	2		
Cover, Boom . . . . .	2		
Inner Boom . . . . .	2		
Mount Support, Extension Cylinder . . . . .	2		
Outer Boom . . . . .	2		
Pin, Carriage Tilt Pivot . . . . .	2		
Pin, Front Carriage Tilt Cylinder . . . . .	2		
Pin, Front Roller . . . . .	2		
Pin, Hoist Cylinder . . . . .	2		
Pin, Rear Roller . . . . .	2		
Roller, Boom . . . . .	2		
Shaft, Boom Pivot . . . . .	2		
Shaft, Rear Carriage Tilt Cylinder . . . . .	2		
Shim, Boom Pivot . . . . .	2		
Shim, Inner Boom . . . . .	4		
Shim, Outer Boom . . . . .	4		
Slide Plate, Front . . . . .	4		
Slide Plate, Rear . . . . .	4		
Spacer Washer, Front Roller . . . . .	2		
Transfer Carriage Assembly . . . . .	10, 14		
Bushing, Boom Pivot . . . . .	10		
Bushing, Hoist Cylinder . . . . .	10, 14		
Bushing, Rear Carriage Tilt Cylinder . . . . .	10, 14		
Bushing, Roller . . . . .	10, 14		
Field Repair Kit, Hoist Cyl. Support . . . . .	14		
Field Repair Kit, Rear Roller Support . . . . .	14		
Field Repair Kit, Rear Tilt Cyl. Support . . . . .	14		
Hose Guard . . . . .	12		
Pin, Front Roller . . . . .	10, 14		
Pin, Hoist Cylinder . . . . .	10, 14		
Pin, Rear Carriage Tilt Cylinder . . . . .	10, 14		
Rear Slide Block Kit . . . . .	12		
Roller, Transfer . . . . .	10, 14		
Scraper Plate . . . . .	10		
Shim, Front Roller . . . . .	10, 14		
Shim, Slide Block . . . . .	10		

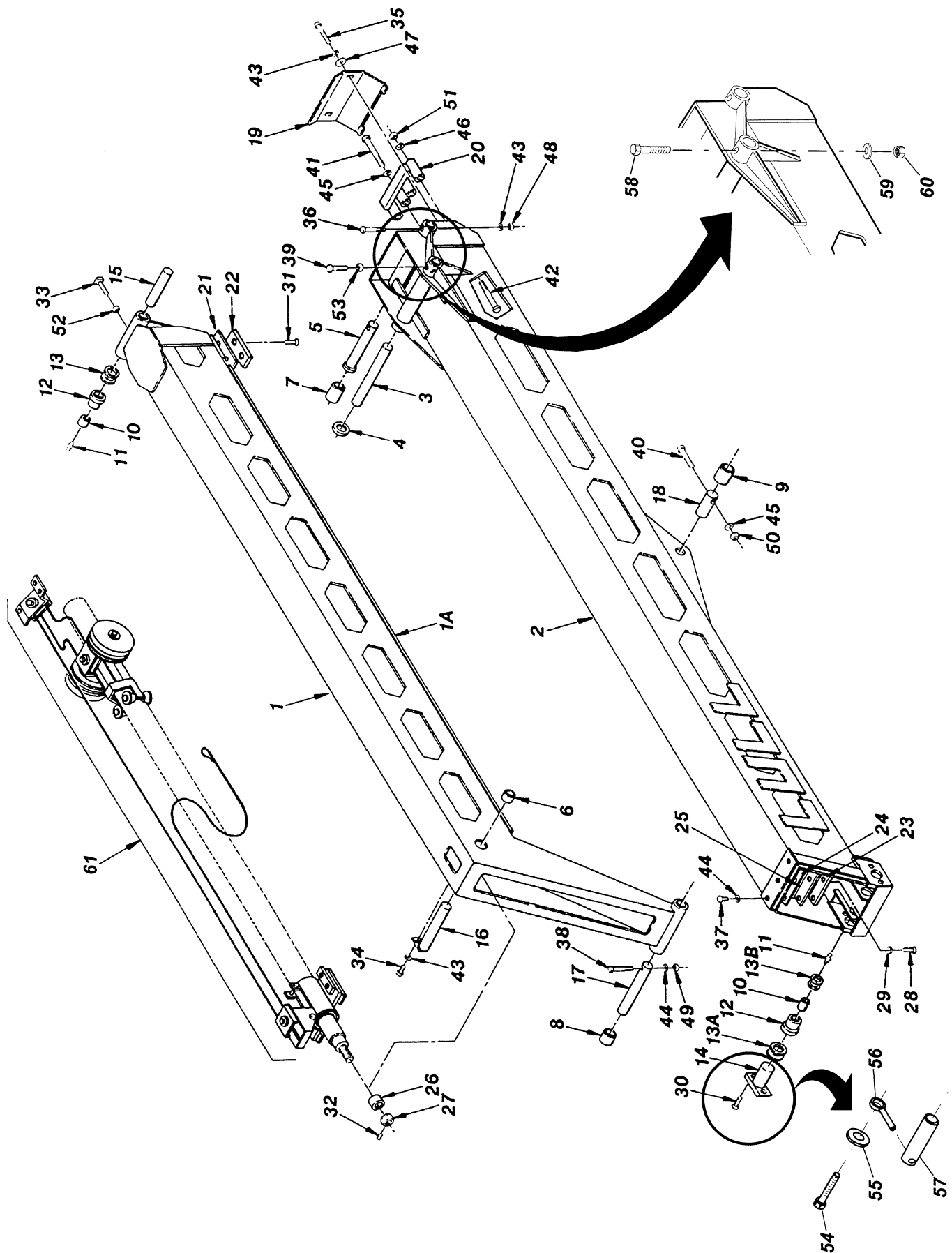


Figure 18355

## 18355 (1 of 2)

ITEM	PART NO.	DESCRIPTION	QTY	SERIAL NO.	REMARKS
1	18008R	Inner Boom	1	—	
	P28669	Inner Boom	1	101 —	
1A	30391D	Rail, Roller	REF	101 —	For Field Repair
2	35439E	Outer Boom	1	—	
	P28671	Outer Boom	1	761 —	
	18646R	Outer Boom	1	368 — 760	
	18186D	Outer Boom	1	101 — 367	
3	35436B	Shaft, Boom Pivot	1	—	
	18185A	Shaft, Boom Pivot	1	101 —	
4	P24746	Shim, Boom Pivot	A/R	101 —	14 GA.
	P24748	Shim, Boom Pivot	A/R	101 —	10 GA.
5	18634A	Shaft, Rear Carriage Tilt Cylinder	1	143 —	
	16691A	Shaft, Rear Carriage Tilt Cylinder	1	101 — 142	
NI	15913A	Collar, Shaft	-	101 — 142 only	
6	P19106	Bushing, Front Carriage Tilt Cylinder	2	101 —	
7	P19108	Bushing, Rear Carriage Tilt Cylinder	1	" — "	
8	P19109	Bushing, Carriage Tilt Pivot	2	" — "	
9	P19111	Bushing, Hoist Cylinder	2	" — "	
10	P26493	Bushing, Roller	4	" — "	
11	P16611	Grease Zerk	6	" — "	
12	P24735	Roller, Boom	4	" — "	
13	P20431	Spacer Washer, Rear Roller	A/R	" — "	
13A	P20431	Spacer Washer, Front Roller	A/R	368 —	
	P19125	Spacer Washer, Front Roller	A/R	101 — 367	2.03" I.D.
13B	P19730	Spacer Washer, Front Roller	-	101 — 367 only	14 GA.
	P19731	Spacer Washer, Front Roller	-	101 — 367 only	18 GA.
14	17188B	Pin, Front Roller	2	368 —	
	15861A	Pin, Front Roller	2	101 — 367	
15	16678A	Pin, Rear Roller	1	101 —	
16	15769A	Pin, Front Carriage Tilt Cylinder	1	101 —	
17	15723A	Pin, Carriage Tilt Pivot	1	101 —	
18	18113B	Pin, Hoist Cylinder	1	135 —	
	18113-1B	Pin, Hoist Cylinder	1	101 — 134	
19	35055B	Cover, Boom	—	—	
	18405B	Cover, Boom	1	761 —	
	15777C	Cover, Boom	1	101 — 760	
20	18410B	Mount Support, Extension Cylinder	1	761 —	
	18215B	Mount Support, Extension Cylinder	1	101 — 760	

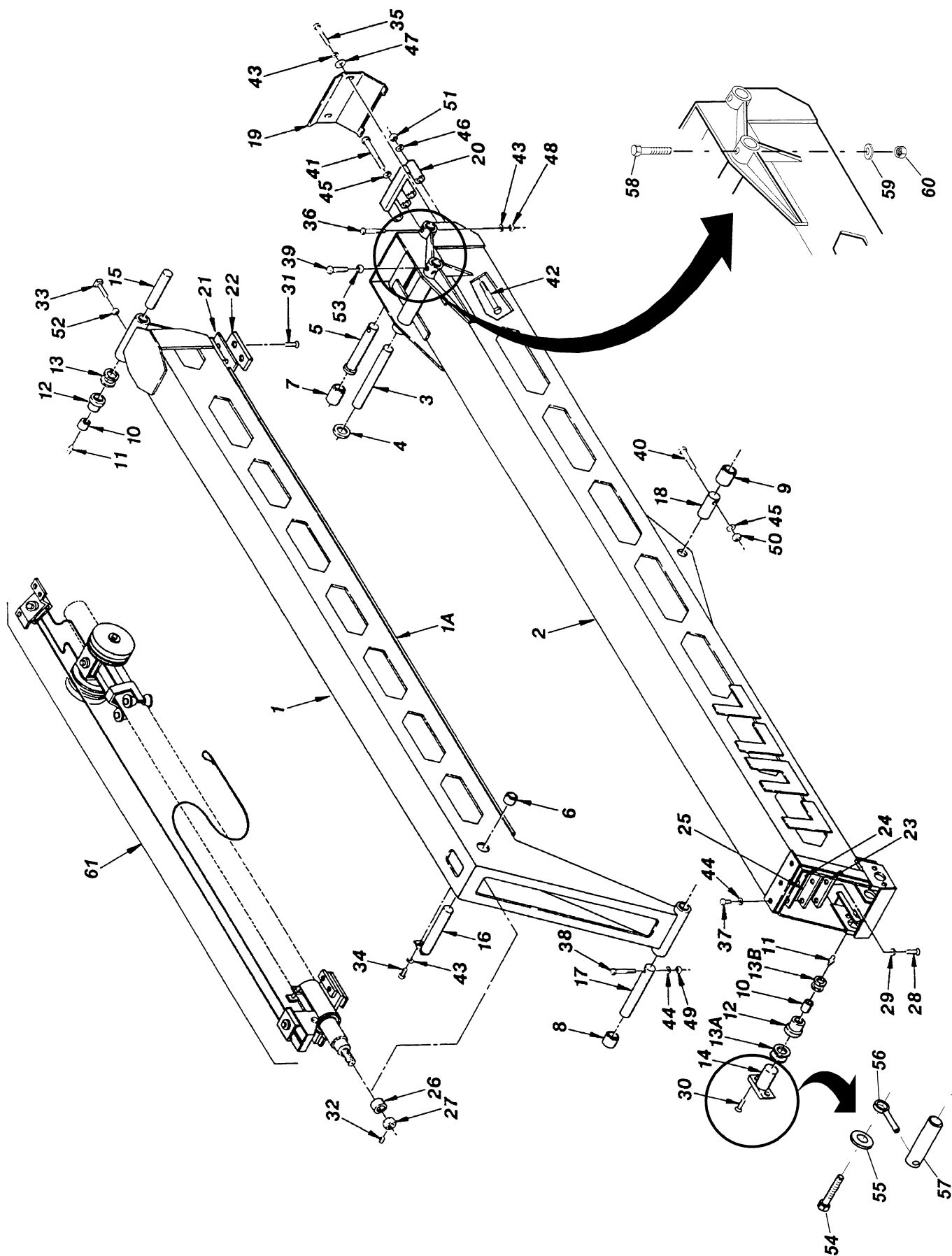


Figure 18355

## 18355 (2 of 2)

ITEM	PART NO.	DESCRIPTION	QTY	SERIAL NO.	REMARKS
21	15764A	Shim, Inner Boom	A/R	101 -	12 GA.
	17962B	Shim, Inner Boom	A/R	" - "	16 GA.
22	P26296	Slide Plate, Rear	2	" - "	
23	P26297	Slide Plate, Front	1	" - "	
24	16361A	Shim, Outer Boom	A/R	" - "	.06"
	16362A	Shim, Outer Boom	A/R	" - "	.12"
25	15886A	Base, Slide Plate, Front	1	" - "	
26	13599A	Boss, Extension Cylinder Rod	1	" - "	
27	16369A	Nut, Extension Cylinder Rod	1	" - "	
28	18147A	Brass Screw, Slotted Flat Hd.	4	" - "	
29	P21477	Starwasher, External Countersunk	4	" - "	1/2"-82°
30	P03090	Screw, Socket Flat Hd.	4	" - "	3/8"-16 x 1"
31	P03115	Screw, Socket Flat Hd.	4	" - "	1/2"-13 x 1"
32	P02612	Setscrew, Socket Cup Pt.	1	" - "	3/8"-16 x 3/8"
33	P02755	Setscrew, Square Hd. Cup Pt.	1	" - "	1/2"-13 x 1 1/2"
34	P00202	Bolt, Hx.	1	" - "	3/8"-16 x 3/4"
35	P00214	Bolt, Hx.	2	" - "	3/8"-16 x 3 1/2"
36	P00217	Bolt, Hx.	1	" - "	3/8"-16 x 4 1/2"
37	P00400	Bolt, Hx.	3	" - "	1/2"-13 x 3/4"
38	P00415	Bolt, Hx.	1	" - "	1/2"-13 x 4 1/2"
39	P00606	Bolt, Hx.	4	" - "	5/8"-11 x 2 1/2"
40	P00627	Bolt, Hx.	1	" - "	5/8"-11 x 4 3/4"
41	P00615	Bolt, Hx.	2	761 -	5/8"-11 x 5 1/2"
	P00616	Bolt, Hx.	2	101 - 760	5/8"-11 x 6"
42	P00764	Bolt, Hx.	2	761 -	3/4"-16 x 6"
	P00765	Bolt, Hx.	2	101 - 760	3/4"-16 x 7"
43	P01310	Lockwasher	4	101 -	3/8"
44	P01312	Lockwasher	4	" - "	1/2"
45	P01314	Lockwasher	3	" - "	5/8"
46	P01315	Lockwasher	2	" - "	3/4"
47	P01404	Flatwasher	2	" - "	3/8"
48	P01508	Nut, Hx.	1	" - "	3/8"-16
49	P01510	Nut, Hx.	1	" - "	1/2"-13
50	P01512	Nut, Hx.	1	" - "	5/8"-11
51	P01536	Nut, Hx.	2	" - "	3/4"-16
52	P01560	Jam Nut, Hx.	1	" - "	1/2"-13
53	P01562	Jam Nut, Hx.	4	" - "	5/8"-11
54		Bolt, Hx.	2	-	
55	P01310	Lockwasher	2	-	3/8"
56	25381A	Lock Pin	2	-	
57	35453A	Pin, Front Roller	2	-	
58	P00615	Bolt, Hx.	1	-	5/8"-11 x 5 1/2"
59	P01314	Lockwasher	1	-	5/8"
60	P01512	Nut, Hx.	1	-	5/8"-11
61	See Page 3-6	Hose Reel & Cable Assy	-		

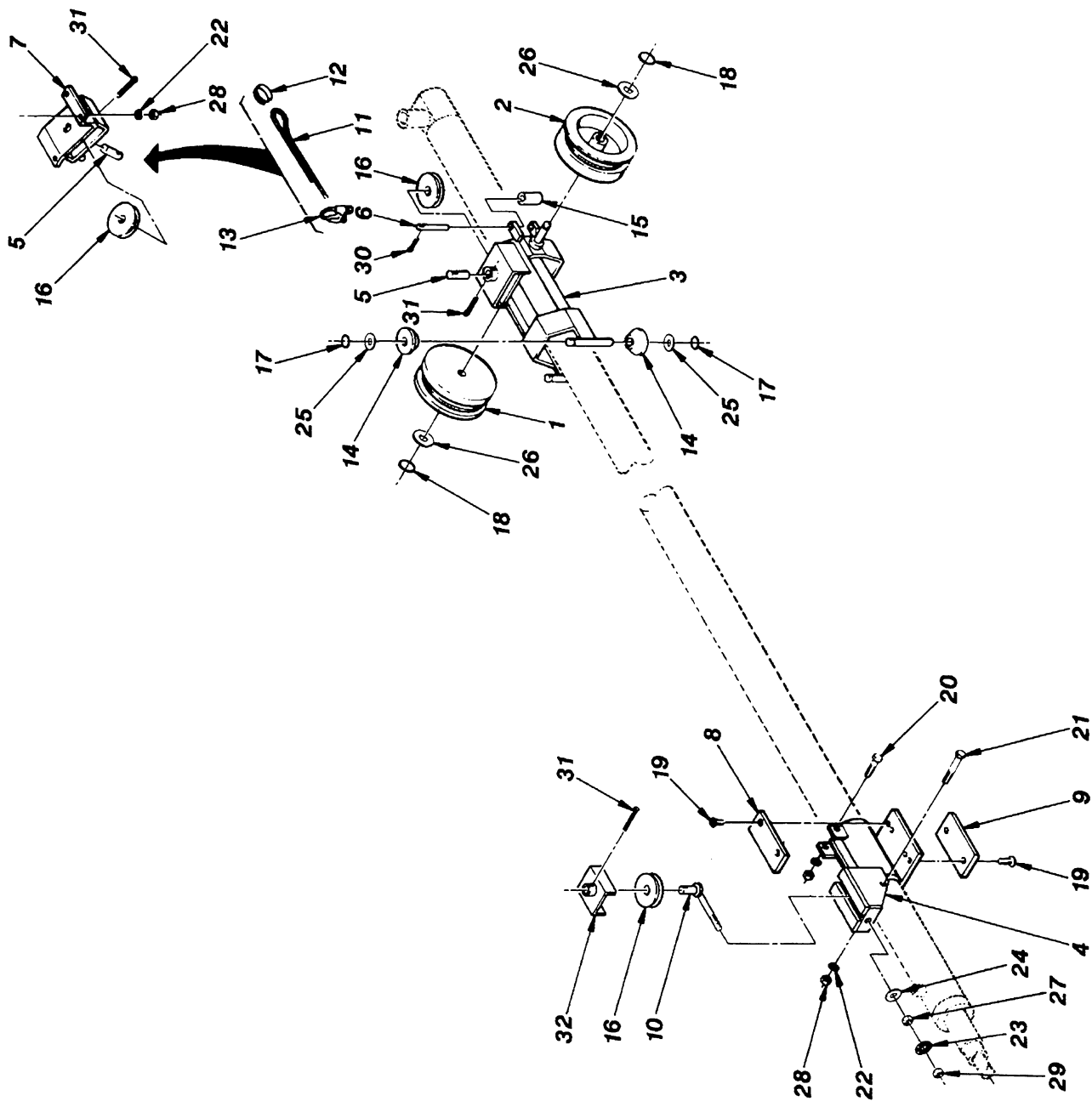


Figure 18384



## 18384

ITEM	PART NO.	DESCRIPTION	QTY	SERIAL NO.	REMARKS
1	15816C	Hose Reel	1	101 - 760	
2	17965C	Hose Reel, Auxiliary	1	655 - 760	
	15816C	Hose Reel, Auxiliary	1	101 - 654	
3	18203D	Housing, Hose Reel	1	101 - 760	
4	18197C	Cable Sheave Support, Front	1	" - "	
5	16249A	Pin, Sheave	3	" - "	
6	16250A	Pin, Rear Roller	2	" - "	
7	16266B	Mount, Sheave	1	" - "	
8	16256A	Slide Plate, Upper	2	" - "	
9	16257A	Slide Plate, Lower	2	" - "	
10	18189B	Rod, Cable Adjuster	1	" - "	
11	P19257K	Cable	1	" - "	3/16" Dia.
12	P19258	Thimble	3	" - "	
13	P19259	Wire Clip	4	" - "	
14	P18827	Roller, Front	4	" - "	
15	P18828	Roller, Rear	2	" - "	
16	P18829	Sheave, Cable	3	" - "	
17	P18839	Snap Ring, External	4	101 - 1797 only	
18	P18840	Snap Ring, External	2	101 - 760	
19	18147A	Brass Screw, Slotted Flat Hd.	8	" - "	
20	P00214	Bolt, Hx.	1	" - "	3/8"-16 x 3 1/2"
21	P00217	Bolt, Hx.	1	" - "	3/8"-16 x 4 1/2"
22	P01310	Lockwasher	5	" - "	3/8"
23	P01361	Starwasher	1	" - "	1/2" - External
24	P01406	Flatwasher	1	" - "	1/2"
25	P01408	Flatwasher	4	" - "	5/8"
26	P01410	Flatwasher	2	" - "	7/8"
27	P01510	Nut, Hx.	1	" - "	1/2"-13
28	P01508	Nut, Hx.	5	" - "	3/8"-16
29	P01560	Jam Nut, Hx.	1	" - "	1/2"-13
30	P03837	Cotter Pin	2	" - "	1/8" x 3/4"
31	P03877	Cotter Pin	3	" - "	1/4" x 1 3/4"
32	18216B	Sheave Support	1	" - "	

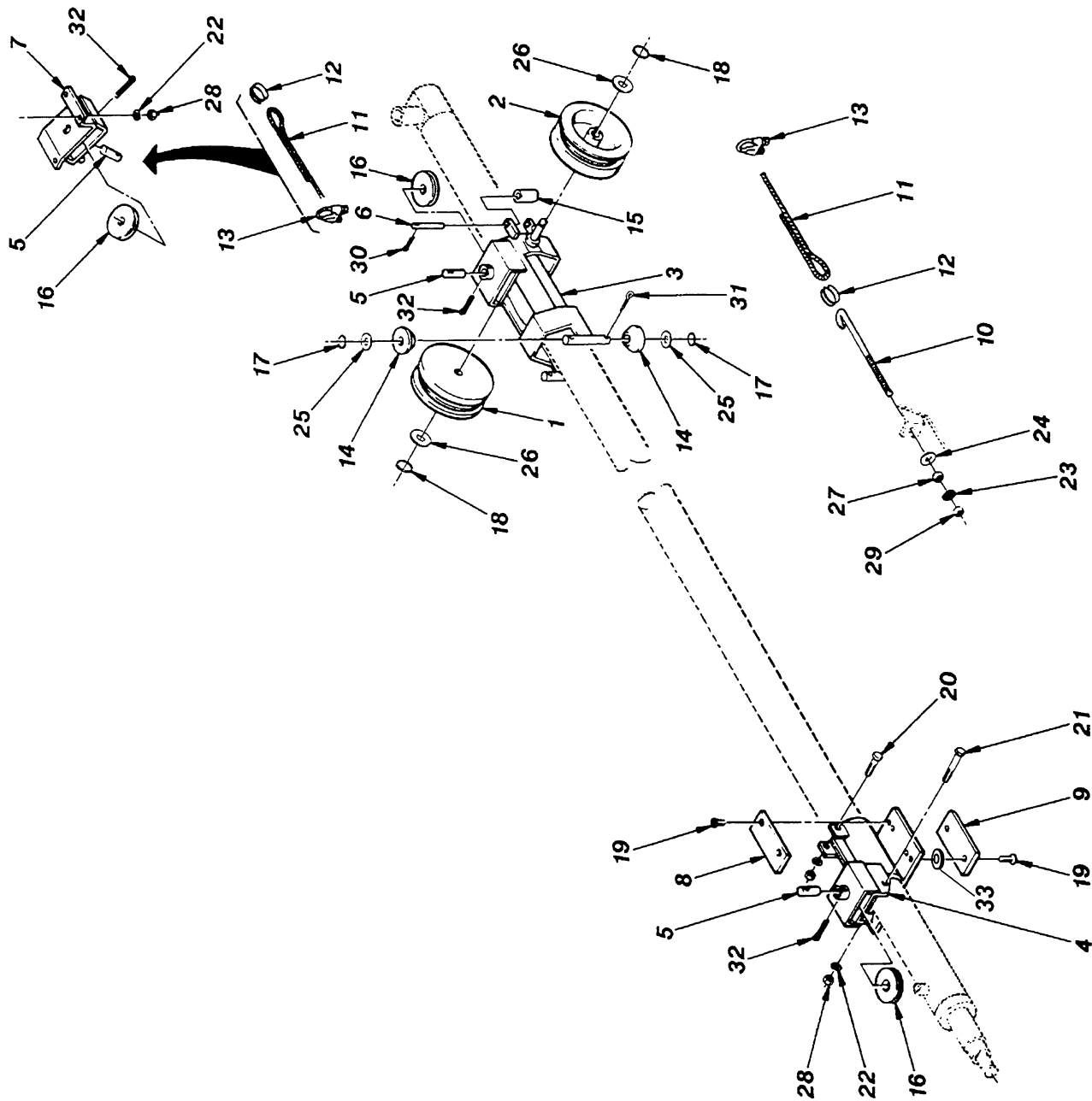


Figure 18384-1

## 18384-1

ITEM	PART NO.	DESCRIPTION	QTY	SERIAL NO.	REMARKS
1	15816C	Hose Reel	1	761 -	
2	17965C	Hose Reel, Auxiliary	1	" - "	
3	18203D	Housing, Hose Reel	1	" - "	
4	21361C	Cable Sheave Support, Front	1	" - "	
5	16249A	Pin, Sheave	3	" - "	
6	16250A	Pin, Rear Roller	2	" - "	
7	16266B	Mount, Sheave	1	" - "	
8	16256A	Slide Plate, Upper	2	" - "	
9	16257A	Slide Plate, Lower	2	" - "	
10	16265A	Rod, Cable Adjuster	1	" - "	
11	P19257K	Cable	1	" - "	3/16" Dia.
12	P19258	Thimble	3	" - "	
13	P19259	Wire Clip	4	" - "	
14	P18827	Roller, Front	4	" - "	
15	P18828	Roller, Rear	2	" - "	
16	P18829	Sheave, Cable	3	" - "	
17	P18839	Snap Ring, External	4	101 - 1797 only	
18	P18840	Snap Ring, External	2	761 -	
19	18147A	Brass Screw, Slotted Flat Hd.	8	" - "	
20	P00214	Bolt, Hx.	1	" - "	3/8"-16 x 3 1/2"
21	P00218	Bolt, Hx.	1	" - "	3/8"-16 x 5"
22	P01310	Lockwasher	5	" - "	3/8"
23	P01358	Starwasher	1	" - "	5/16" - External
24	P01403	Flatwasher	1	" - "	5/16"
25	P01408	Flatwasher	4	" - "	5/8"
26	P01410	Flatwasher	2	" - "	7/8"
27	P01507	Nut, Hx.	1	" - "	5/16"-18
28	P01508	Nut, Hx.	5	" - "	3/8"-16
29	P01557	Jam Nut, Hx.	1	" - "	5/16"-18
30	P03837	Cotter Pin	2	" - "	1/8" x 3/4"
31	P03852	Cotter Pin	4	" - "	5/32" x 1 1/4"
32	P03877	Cotter Pin	3	" - "	1/4" x 1 3/4"
33	P21477	Starwasher, External Countersunk	8	" - "	1/2"-82°

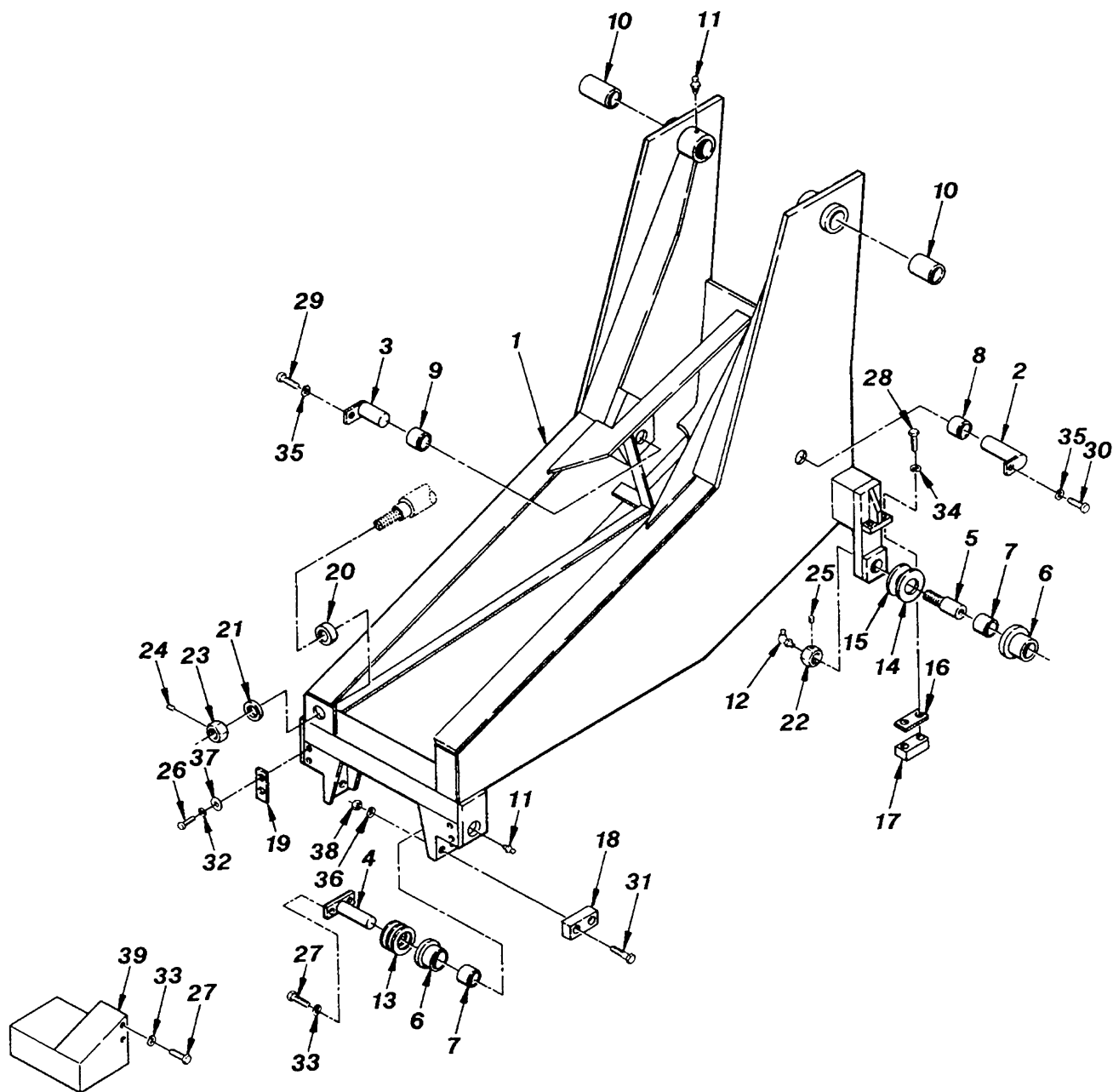


Figure 18356

## 18356 (1 of 2)

ITEM	PART NO.	DESCRIPTION	QTY	SERIAL NO.	REMARKS
1	21593R	Transfer Carriage	1	925 – 2783	
	18645R	Transfer Carriage	1	276, 277, 280 – 924	
	18621R	Transfer Carriage	1	147 – 275, 278 & 279	
	18005R	Transfer Carriage	1	101 – 146	
2	18082A	Pin, Hoist Cylinder	1	101 – 2783	
3	18094B	Pin, Rear Carriage Tilt Cylinder	1	101 – 1964, 1990 – 2783	
	25720B	Pin, Rear Carriage Tilt Cylinder	1	1965 – 1989	
4	18238A	Pin, Front Roller	2	101 – 2783	
5	P27930	Spindle, Rear Roller	2	" – "	
6	P24735	Roller, Transfer	4	" – "	
7	P26493	Bushing, Roller	4	" – "	
8	P20484	Bushing, Hoist Cylinder	1	" – "	
9	P18830	Bushing, Rear Carriage Tilt Cylinder	1	" – "	
10	P27758	Bushing, Boom Pivot	2	" – "	Replaces (4) P19111
11	P16611	Grease Zerk	5	" – "	Straight
12	P15367	Grease Zerk	2	" – "	45°
13	P20431	Shim, Front Roller	A/R	" – "	14 GA.
14	P21320	Thrust Washer, Spindle	2	" – "	Not used in all
15	P21321	Shim, Spindle	A/R	" – "	.06" x 2.28" I.D.
16	18167A	Shim, Slide Block	2	" – "	
17	18165A	Slide Block, Rear	2	" – "	
18	15972A	Slide Block, Front	2	" – "	
19	16309A	Scraper Plate	4	" – "	
20	18635A	Spacer, Transfer Cylinder	-	" – "	Welded to Transfer Carriage in current production
21	18636A	Spacer, Transfer Cylinder Rod End	-	" – "	Welded to Transfer Carriage in current production
22	16310A	Nut, Special, Spindle	2	" – "	
23	16369A	Nut, Special, Transfer Cylinder Rod	1	" – "	
24	P02612	Setscrew Cup Pt. Socket	1	" – "	3/8"-16 x 3/8"
25	P02614	Setscrew Cup Pt. Socket	2	" – "	3/8"-16 x 1/2"
26	P00102	Bolt, Hx.	8	" – "	5/16"-18 x 3/4"
27	P00202	Bolt, Hx.	4	" – "	3/8"-16 x 3/4"
28	P00403	Bolt, Hx.	4	" – "	1/2"-13 x 1 1/4"

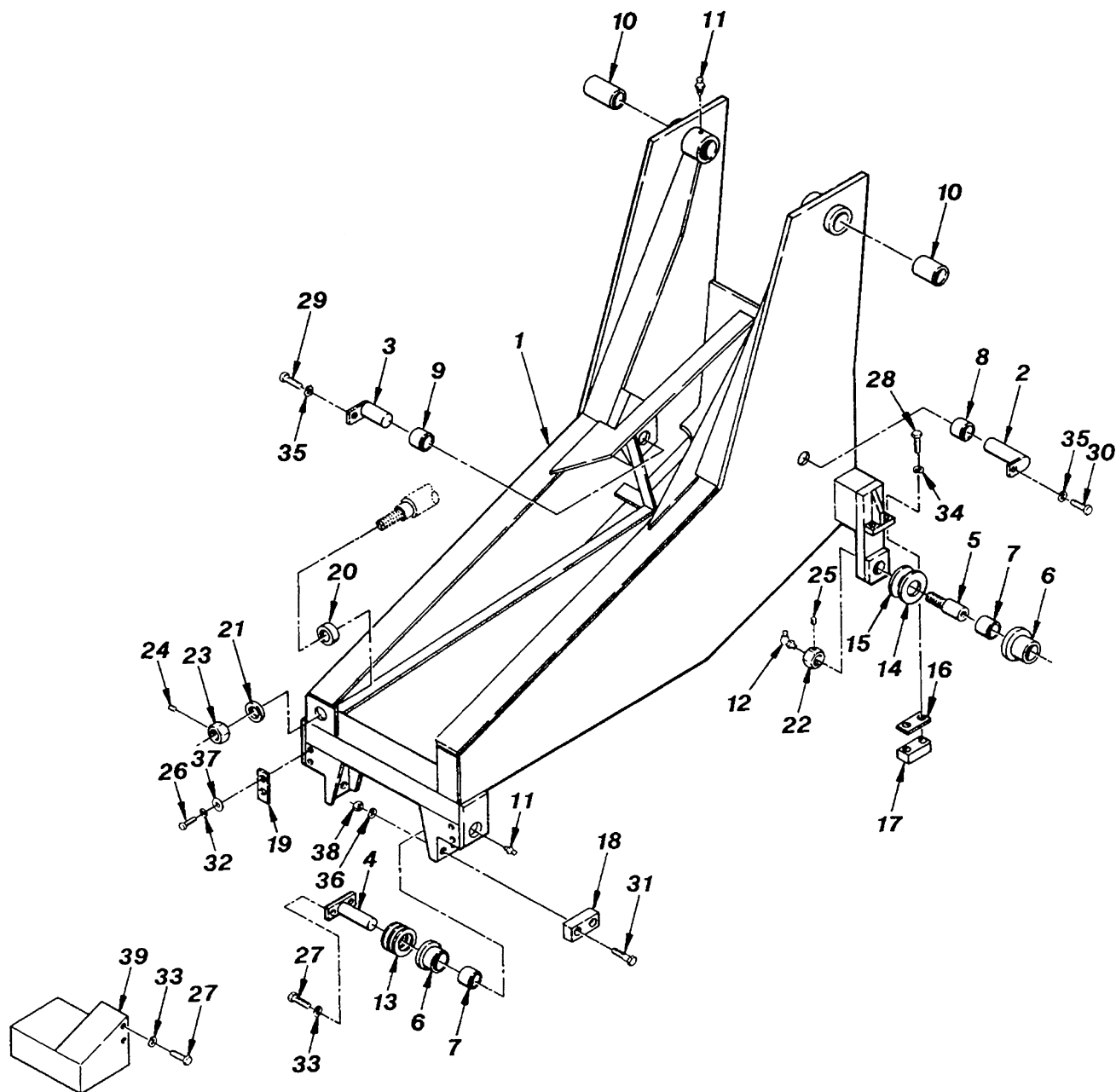


Figure 18356

**18356 (2 of 2)**

<b>ITEM</b>	<b>PART NO.</b>	<b>DESCRIPTION</b>	<b>QTY</b>	<b>SERIAL NO.</b>	<b>REMARKS</b>
29	P00600	Bolt, Hx.	1	" - "	5/8"-11 x 1"
30	P00601	Bolt, Hx.	1	" - "	5/8"-11 x 1 1/4"
31	P00708	Bolt, Hx.	4	" - "	3/4"-10 x 3 1/2"
32	P01309	Lockwasher	8	" - "	5/16"
33	P01310	Lockwasher	4	" - "	3/8"
34	P01312	Lockwasher	4	" - "	1/2"
35	P01314	Lockwasher	2	" - "	5/8"
36	P01315	Lockwasher	4	" - "	3/4"
37	P01403	Flatwasher	8	" - "	5/16"
38	P01513	Nut, Hx.	4	" - "	3/4"-10
39	18281C	Hose Guard	-	101 - 144 only	
NI	18571D	Rear Slide Block Kit	-	101 - 144 only	

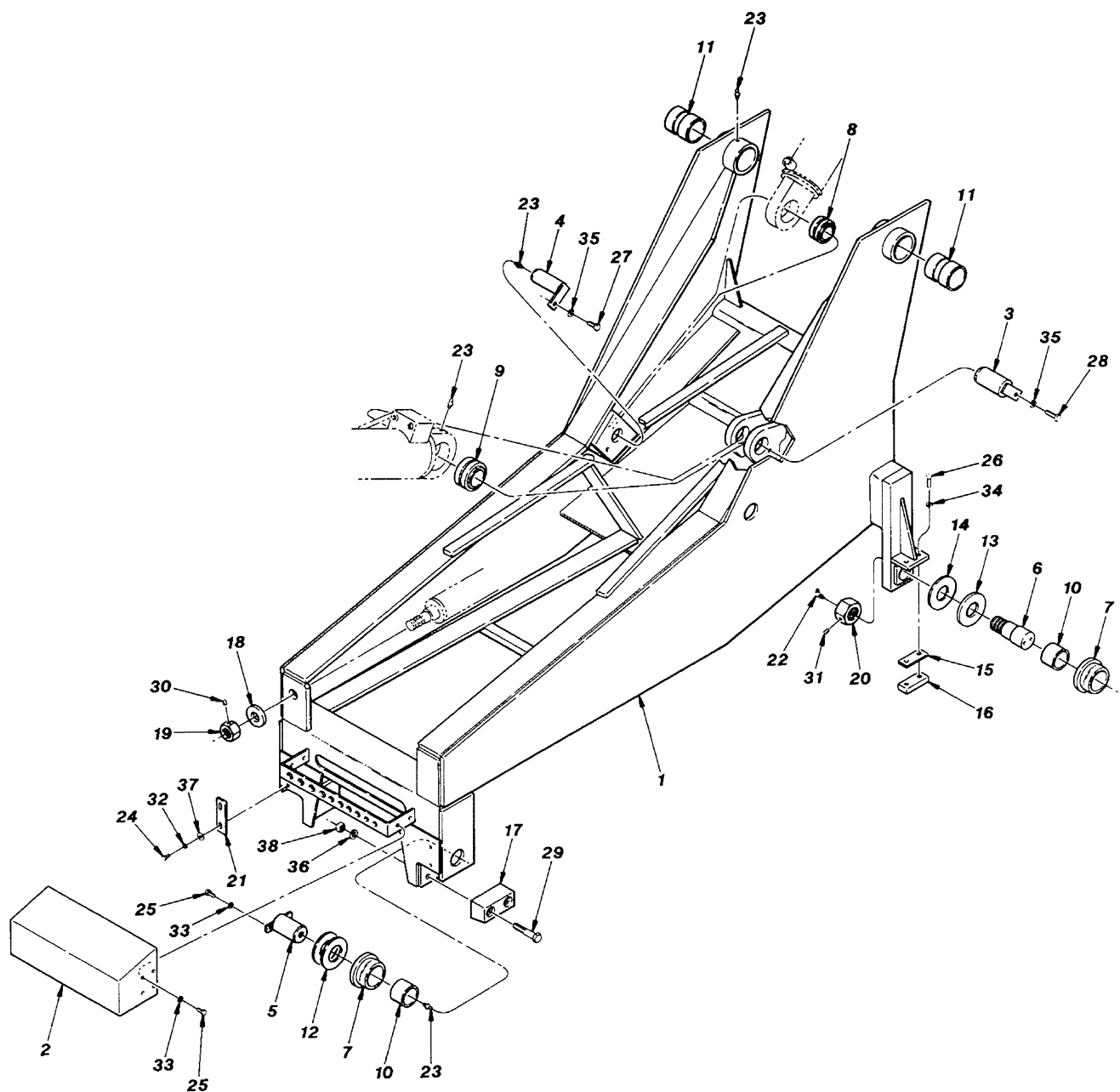


Figure 18356-1



## 18356-1

ITEM	PART NO.	DESCRIPTION	QTY	SERIAL NO.	REMARKS
1	31853R	Transfer Carriage	1	2784 -	
2	25703C	Cover, Hose	1	" - "	
3	18082A	Pin, Hoist Cylinder	1	" - "	Lower
4	18094B	Pin, Rear Carriage Tilt Cylinder	1	" - "	Lower
5	18238A	Pin, Front Roller	2	" - "	
6	P27930	Spindle, Rear Roller	2	" - "	
7	P24735	Roller, Transfer	4	" - "	
8	P18830	Bushing, Rear Carriage Tilt Cylinder	1	" - "	
9	P20484	Bushing, Hoist Cylinder	1	" - "	
10	P26493	Bushing, Roller	4	" - "	
11	P27758	Bushing, Boom Pivot	2	" - "	
12	P20431	Shim, Front Roller	A/R	" - "	14 GA.
13	P21320	Thrust Washer, Spindle	2	" - "	
14	P21321	Shim, Spindle	A/R	" - "	.06" x 2.28" I.D.
15	P40758	Shim, Slide Block	2	" - "	
16	18165A	Slide Block	2	" - "	Rear
17	15972A	Slide Block	2	" - "	Front
18	31929A	Spacer, Transfer Cylinder	1	" - "	
19	P29547	Nut, Special	1	" - "	
20	P29548	Nut, Special	2	" - "	
21	P40755	Plate, Scraper	4	" - "	
22	P15367	Grease Zerk	2	" - "	45°
23	P16611	Grease Zerk	6	" - "	
24	P00102	Bolt, Hx.	8	" - "	5/16"-18 x 3/4"
25	P00202	Bolt, Hx.	8	" - "	3/8"-16 x 3/4"
26	P00403	Bolt, Hx.	4	" - "	1/2"-13 x 1 1/4"
27	P00600	Bolt, Hx.	1	" - "	5/8"-11 x 1"
28	P00601	Bolt, Hx.	1	" - "	5/8"-11 x 1 1/4"
29	P00708	Bolt, Hx.	4	" - "	3/4"-10 x 3 1/2"
30	P02612	Set Screw, Socket	1	" - "	3/8"-16 x 3/8"
31	P02614	Set Screw, Socket	2	" - "	3/8"-16 x 1/2"
32	P01309	Lockwasher	8	" - "	5/16"
33	P01310	Lockwasher	8	" - "	3/8"
34	P01312	Lockwasher	4	" - "	1/2"
35	P01314	Lockwasher	2	" - "	5/8"
36	P01315	Lockwasher	4	" - "	3/4"
37	P01403	Flatwasher	4	" - "	5/16"
38	P01513	Nut, Hx.	4	" - "	3/4"-10
NI	21936A	Field Repair Kit, Hoist Cyl. Support	-	" - "	
NI	32653B	Field Repair Kit, Rear Roller Support	-	" - "	
NI	32165B	Field Repair Kit, Rear Tilt Cyl. Support	-	" - "	



TABLE OF CONTENTS

<u>Group</u>	<u>Page</u>	<u>Group</u>	<u>Page</u>
INDEX .....	iii		
Hoist – Transfer Hydraulics Assembly .....	2		
Upper Hydraulic Assembly .....	4		
Boom Hydraulics Assembly .....	28		
Hoist Cylinder Assembly .....	30		
Boom Extension Cylinder Assembly .....	36		
Rear Carriage Tilt Cylinder Assembly .....	42		
Front Carriage Tilt Cylinder Assembly .....	46		
Transfer Cylinder Assembly .....	50		

# TABLE OF CONTENTS

## INDEX

<u>Title</u>	<u>Page</u>	<u>Title</u>	<u>Page</u>
Boom Extension Cylinder Assembly . . . . .	36, 38, 40		
Seal Kit . . . . .	36, 38, 40		
Boom Hydraulics Assembly . . . . .	28		
Cylinder, Boom Extension . . . . .	28		
Cylinder, Tilt . . . . .	28		
Valve, Counterbalance . . . . .	28		
Front Carriage Tilt Cylinder Assembly . . . . .	46, 48		
Seal Kit . . . . .	46, 48		
Hoist - Transfer Hydraulics Assembly . . . . .	2		
Cylinder, Hoist . . . . .	2		
Cylinder, Tilt . . . . .	2		
Cylinder, Transfer . . . . .	2		
Valve, Counterbalance . . . . .	2		
Hoist Cylinder Assembly . . . . .	30, 32, 34		
Seal Kit . . . . .	30, 32, 34		
Rear Carriage Tilt Cylinder Assembly . . . . .	42, 44		
Seal Kit . . . . .	42, 44		
Transfer Cylinder Assembly . . . . .	50, 52		
Seal Kit . . . . .	50, 52		
Upper Hydraulic Assembly . . . . .	4, 8, 12, 16, 20, 24		
Cylinder, Boom Extension . . . . .	4, 8, 12, 16, 20, 24		
Cylinder, Hoist . . . . .	4, 8, 12, 16, 20, 24		
Cylinder, Tilt . . . . .	4, 8, 12, 16, 20, 24		
Valve, Counterbalance . . . . .	4, 8, 12, 16, 20, 24		

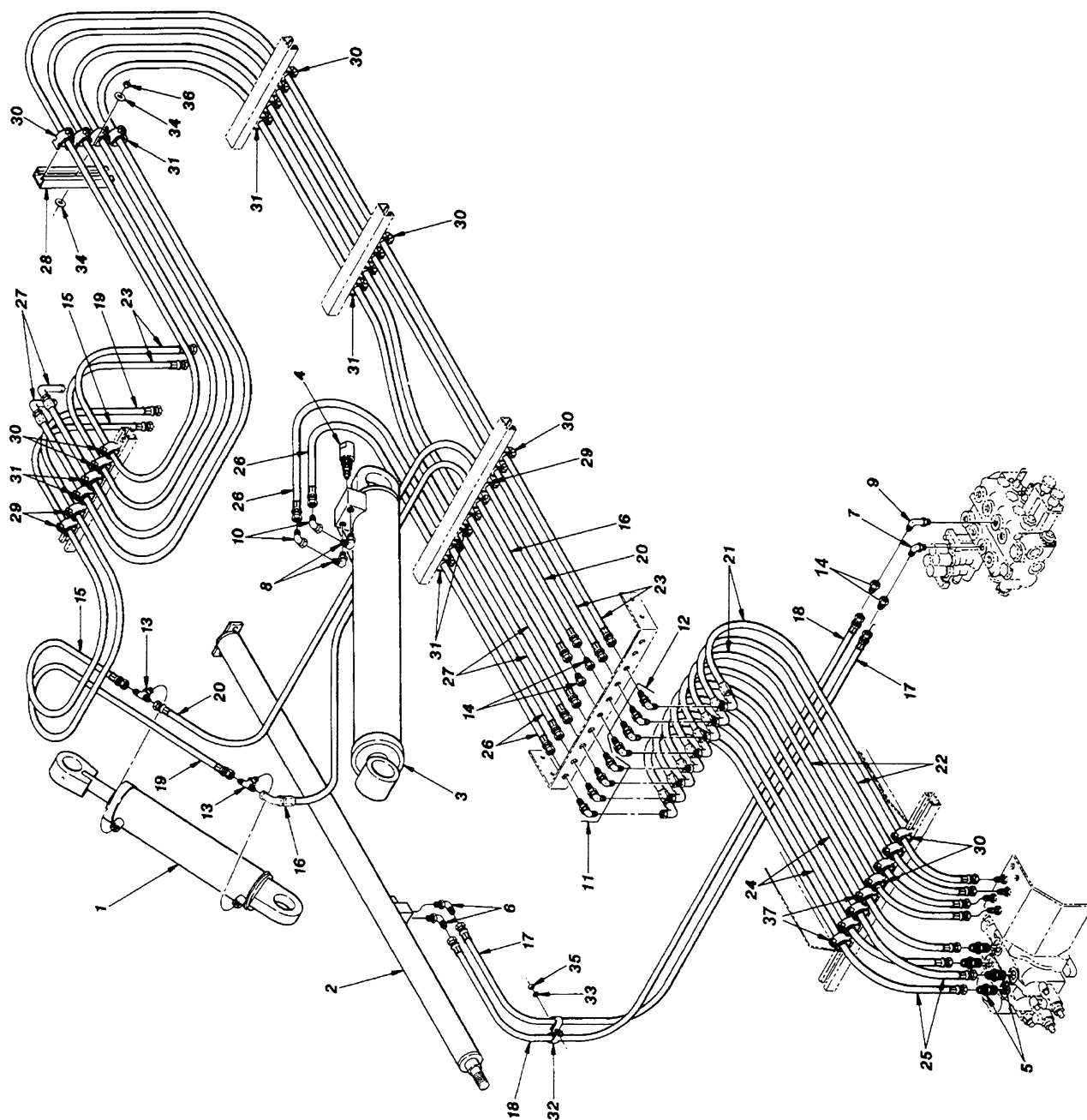


Figure 18357

## 29946

ITEM	PART NO.	DESCRIPTION	QTY.	SERIAL NO.	REMARKS
1	P24738	Cylinder, Tilt	1	2784 -	Rear Carriage
2	P24744	Cylinder, Transfer	1	" - "	
3	P27780	Cylinder, Hoist	1	" - "	
4	P19064	Valve, Counterbalance	1	" - "	Seal Kit, P21488
5	P17805	Connector, O-Ring	4	" - "	
6	P18935	90° Elbow, O-Ring	2	" - "	
7	P25247	90° Elbow, O-Ring	1	" - "	
8	P19055	90° Elbow, O-Ring	2	" - "	
9	P29012	90° Elbow, O-Ring	1	" - "	Long
10	P21632	90° Elbow, Swivel	2	" - "	
11	P21916	90° Elbow, Bulkhead	4	" - "	
12	P27394	90° Elbow, Bulkhead	4	" - "	
13	P18958	Tee, O-Ring	2	" - "	
14	P27383	Reducer, Swivel	4	" - "	
15	P21365	Hose, Hyd.	1	" - "	.38" x 67"
16	P29787	Hose, Hyd.	1	" - "	.38" x 79"
17	P29776	Hose, Hyd.	1	" - "	.38" x 80"
18	P29777	Hose, Hyd.	1	" - "	.38" x 83"
19	P21344	Hose, Hyd.	1	" - "	.38" x 87"
20	P29788	Hose, Hyd.	1	" - "	.38" x 98"
21	P29791	Hose, Hyd.	2	" - "	.50" x 75"
22	P29790	Hose, Hyd.	2	" - "	.50" x 77"
23	P29789	Hose, Hyd.	2	" - "	.50" x 203"
24	P29793	Hose, Hyd.	2	" - "	.62" x 74"
25	P29792	Hose, Hyd.	2	" - "	.62" x 79"
26	P26629	Hose, Hyd.	2	" - "	.75" x 99"
27	P29794	Hose, Hyd.	2	" - "	.75" x 191"
28	18652B	Channel, Cushion Clamp	1	" - "	
29	P20465	Clamp, Cushion	4	" - "	
30	P20468	Clamp, Cushion	14	" - "	
31	P20486	Clamp, Cushion	12	" - "	
32	P17553	Clamp, Hose	2	" - "	
33	P01309	Lockwasher	1	" - "	5/16"
34	P01404	Flatwasher	2	" - "	3/8"
35	P01507	Nut, Hx.	1	" - "	5/16"-18
36	P01681	Locknut, Hx.	1	" - "	3/8"-24
37	P28200	Clamp, Cushion	4	" - "	

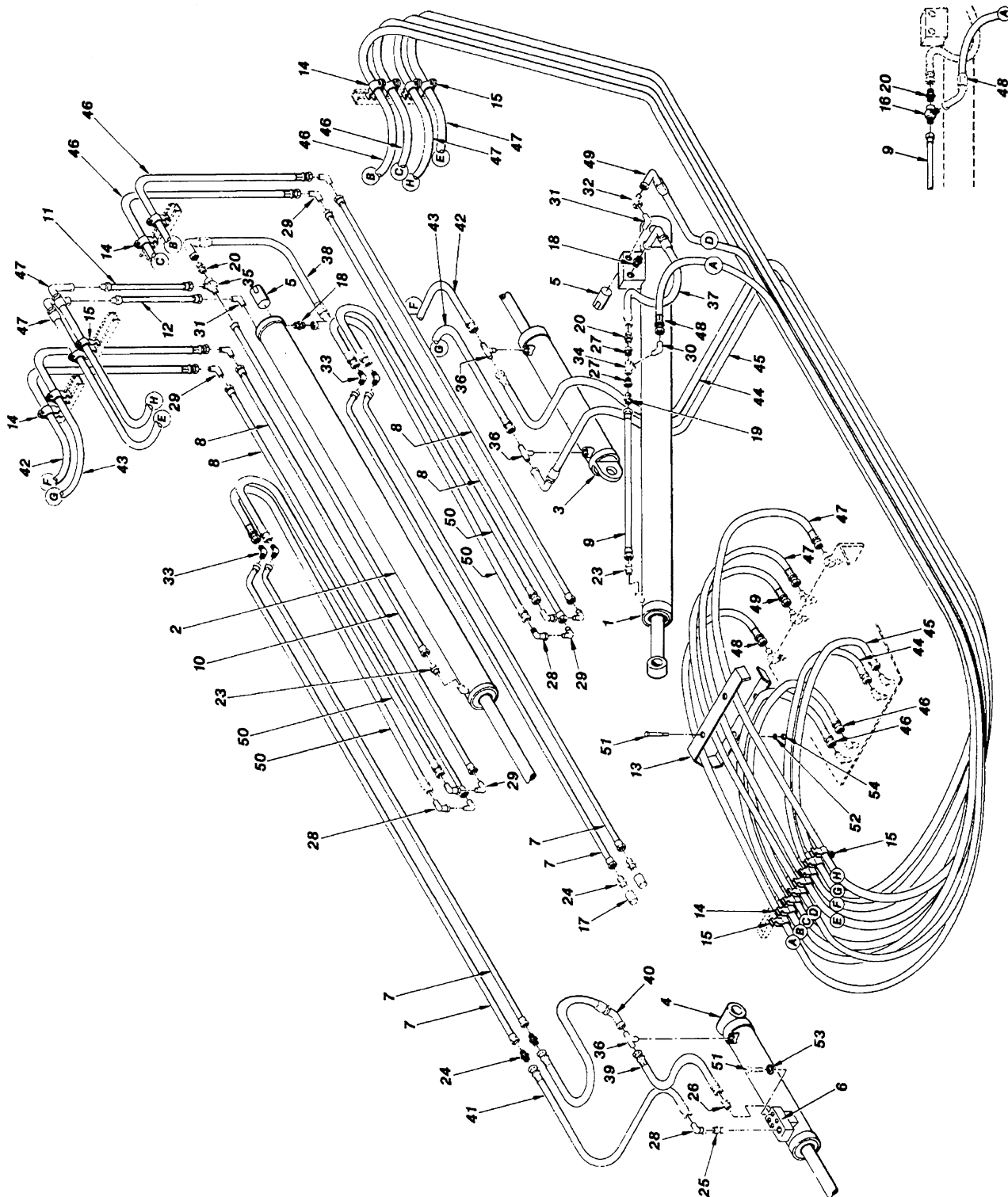


Figure 18357



## 18357 (1 of 2)

ITEM	PART NO.	DESCRIPTION	QTY.	SERIAL NO.	REMARKS
1	P19936	Cylinder, Hoist	1	101 - 146	
2	P19939	Cylinder, Boom Extension	1	" - "	
3	P19940	Cylinder, Tilt	1	" - "	Rear Carriage
4	P19941	Cylinder, Tilt	1	" - "	Front Carriage
5	P19064	Valve, Counterbalance	2	" - "	Seal Kit, P21488
6	23570A	Valve, Counterbalance	1	" - "	
7	P18970	Tube, Hyd.	4	" - "	.38" O.D. Replaces .62" O.D. Tube
8	P20451	Tube, Hyd.	4	" - "	.38" O.D.
9	P21384	Tube, Hyd.	1	135-146	.62" O.D.
	P20495	Tube, Hyd.	1	101-134	.62" O.D.
10	P21331	Tube, Hyd.	1	101 - 146	.62" O.D.
11	P18971	Tube, Hyd.	1	" - "	.62" O.D.
12	P18972	Tube, Hyd.	1	" - "	.75" O.D.
13	18503A	Clamp, Hose Strap	2	" - "	
14	P20465	Clamp, Hyd. Hose	10	" - "	For 3/8" Hose
15	P20486	Clamp, Hyd. Hose	8	" - "	For 3/4" Hose
16	18326B	Tee, Special	1	101-134 only	
17	P18929	Cap, Hex	2	101 - 146	
18	P19062	Connector, JIC - Pipe	2	" - "	
19	P12969	Connector, JIC - Pipe	1	" - "	
20	P19246	Connector, JIC - Pipe	2	" - "	
23	P18964	Connector, O-Ring	2	" - "	
24	P18948	Connector, Bulkhead	4	" - "	
25	P19415	Connector, O-Ring	1	" - "	
26	P19478	Connector, O-Ring	1	" - "	
27	P10103	Reducer Bushing	2	" - "	
28	P18957	90° Elbow, Swivel	5	" - "	
29	P18959	90° Elbow, Union	8	" - "	
30	P17808	90° Elbow, O-Ring	1	" - "	
31	P19055	90° Elbow, O-Ring	2	" - "	
32	P17806	45° Elbow, Swivel	1	" - "	
33	P18947	45° Elbow, Bulkhead	4	" - "	
34	P10197	Tee, Pipe	1	" - "	
35	P18925	Tee, Female Run	1	" - "	
36	P18958	Tee, O-Ring	3	" - "	
37	P19249	Hose, Hyd.	1	" - "	.25" x 7"
38	P21361	Hose, Hyd.	1	" - "	.25" x 19"
39	P18893	Hose, Hyd.	1	" - "	.25" x 22"
40	P19078	Hose, Hyd.	1	" - "	.38" x 21"
41	P18856	Hose, Hyd.	1	" - "	.38" x 45"
42	P21365	Hose, Hyd.	1	" - "	.38" x 67"
43	P21344	Hose, Hyd.	1	" - "	.38" x 87"
44	P21359	Hose, Hyd.	1	" - "	.38" x 210"
45	P21360	Hose, Hyd.	1	" - "	.38" x 195"
46	P21364	Hose, Hyd.	2	" - "	.38" x 276"

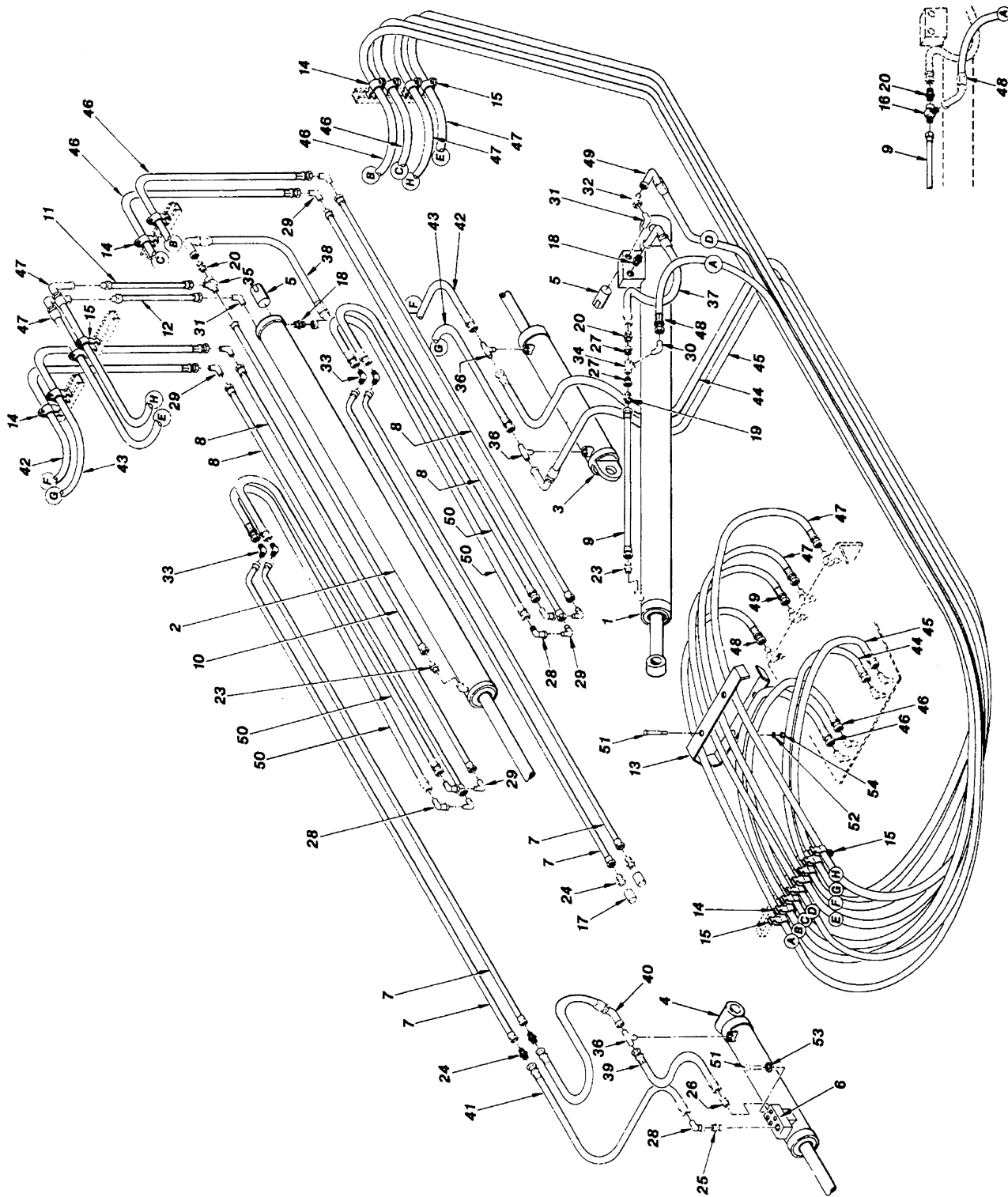


Figure 18357

## 18357 (2 of 2)

ITEM	PART NO.	DESCRIPTION	QTY.	SERIAL NO.	REMARKS
47	P21363	Hose, Hyd.	2	" - "	.75" x 272"
48	P21332	Hose, Hyd.	1	101-134	.75" x 192"
	P21394	Hose, Hyd.	1	135-146	.75" x 192"
49	P21333	Hose, Hyd.	1	101 - 146	.75" x 167"
50	P29253	Hose, Hyd.	4	" - "	.38" x 99" Replaces Twin Hose. For repair, replace all four hoses.
51	P00109	Bolt, Hx.	8	" - "	5/16"-18 x 2 1/4"
52	P01309	Lockwasher	4	" - "	5/16"
53	P01358	Starwasher	4	" - "	5/16"
54	P01507	Nut, Hx.	6	" - "	5/16"-18
NI	18298B	Hose Tray	1	" - "	

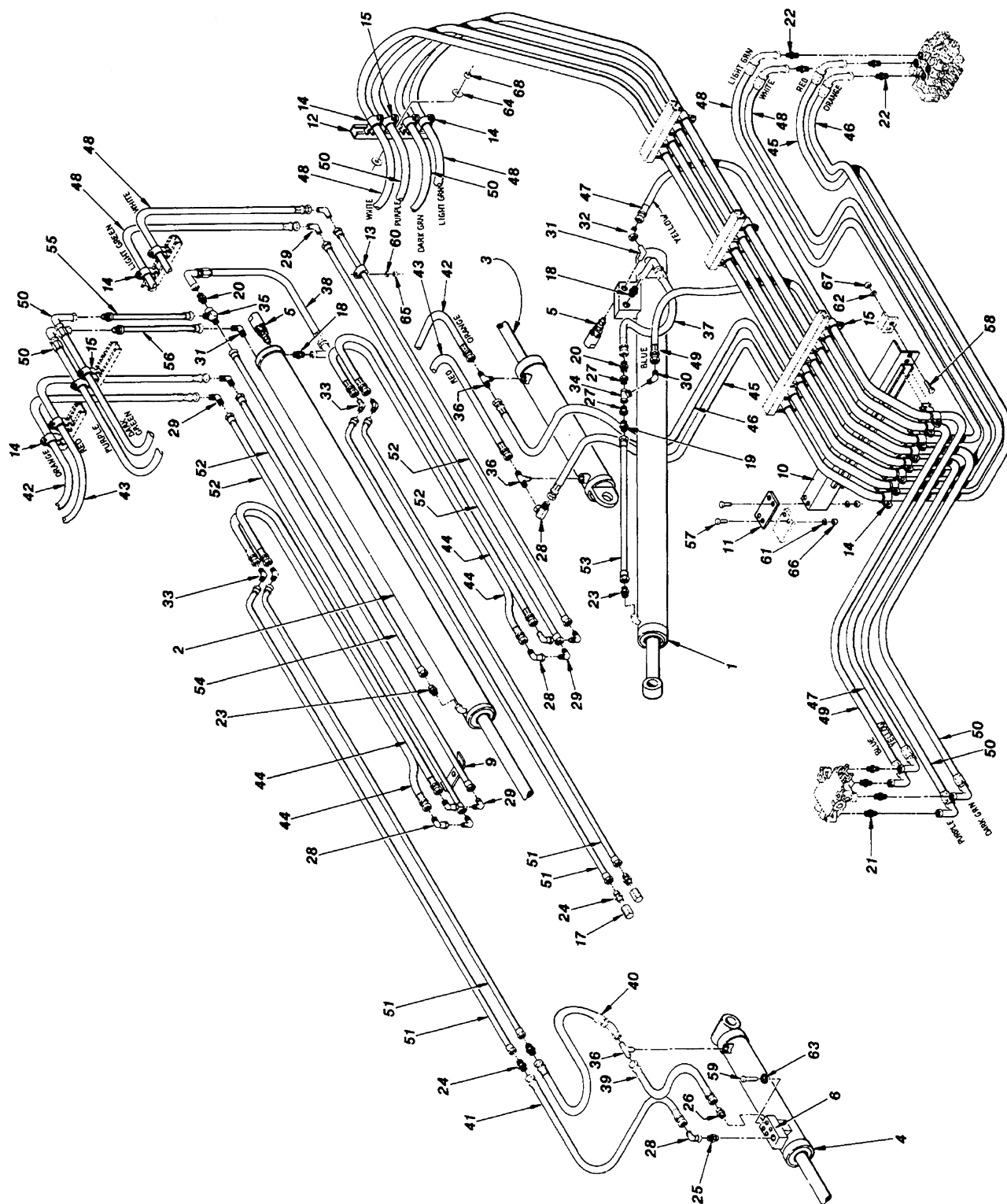


Figure 18357-1

## 18357-1 (1 of 2)

ITEM	PART NO.	DESCRIPTION	QTY	SERIAL NO.	REMARKS
1	P19936	Cylinder, Hoist	1	147 - 653	
2	P19939	Cylinder, Boom Extension	1	" - "	
3	P19940	Cylinder, Tilt	1	" - "	Rear Carriage
4	P19941	Cylinder, Tilt	1	" - "	Front Carriage
5	P19064	Valve, Counterbalance	2	" - "	Seal Kit, P21488
6	23570A	Valve, Counterbalance	1	" - "	
9	18273A	Clamp, Tube	2	" - "	
10	18541B	Support, Hose	1	" - "	
11	18548A	Bar, Hose Support	1	" - "	
12	18652B	Channel, Hose Clamp	1	" - "	
13	P17554	Clamp, Hyd. Tube	8	" - "	
14	P20465	Clamp, Hyd. Hose	18	" - "	For 3/8" Hose
15	P20486	Clamp, Hyd. Hose	16	" - "	For 3/4" Hose
17	P18929	Cap, Hex	2	" - "	
18	P19062	Connector, JIC - Pipe	2	" - "	
19	P12969	Connector, JIC - Pipe	1	" - "	
20	P19246	Connector, JIC - Pipe	2	" - "	
21	P17804	Connector, JIC - Pipe	4	" - "	
22	P18944	Connector, O-Ring	4	" - "	
23	P18964	Connector, O-Ring	2	" - "	
24	P18948	Connector, Bulkhead	4	" - "	
25	P19415	Connector, O-Ring	1	" - "	
26	P19478	Connector, O-Ring	1	" - "	
27	P10103	Reducer Bushing	2	" - "	
28	P18957	90° Elbow, Swivel	6	" - "	
29	P18959	90° Elbow, Union	8	" - "	
30	P17808	90° Elbow, JIC - Pipe	1	" - "	
31	P19055	90° Elbow, O-Ring	3	" - "	
32	P17806	45° Elbow, Swivel	1	" - "	
33	P18947	45° Elbow, Bulkhead	4	" - "	
34	P10197	Tee, Pipe	1	" - "	
35	P18925	Tee, Female Run	1	" - "	
36	P18958	Tee, O-Ring	3	" - "	
37	P19240	Hose, Hyd.	1	" - "	.25" x 7"
38	P21361	Hose, Hyd.	1	" - "	.25" x 19"
39	P18893	Hose, Hyd.	1	" - "	.25" x 22"
40	P19078	Hose, Hyd.	1	" - "	.38" x 21"
41	P18856	Hose, Hyd.	1	" - "	.38" x 45"
42	P21365	Hose, Hyd.	1	" - "	.38" x 67"
43	P21344	Hose, Hyd.	1	" - "	.38" x 87"
44	P29253	Hose, Hyd.	4	" - "	.38" x 99" Replaces Twin Hose. For repair, replace all four hoses.
45	P20989	Hose, Hyd.	1	" - "	.38" x 133"
46	P20988	Hose, Hyd.	1	" - "	.38" x 152"
47	P28620	Hose, Hyd.	1	" - "	.62" x 131" Replaces 3/4" Hose
48	P20990	Hose, Hyd.	2	" - "	.38" x 253"
49	P28621	Hose, Hyd.	2	" - "	.62" x 146" Replaces 3/4" Hose
50	P28622	Hose, Hyd.	2	" - "	.62" x 246" Replaces 3/4" Hose
51	P18970	Tube, Hyd.	4	" - "	.38" O.D.
52	P20451	Tube, Hyd.	4	" - "	.38" O.D.

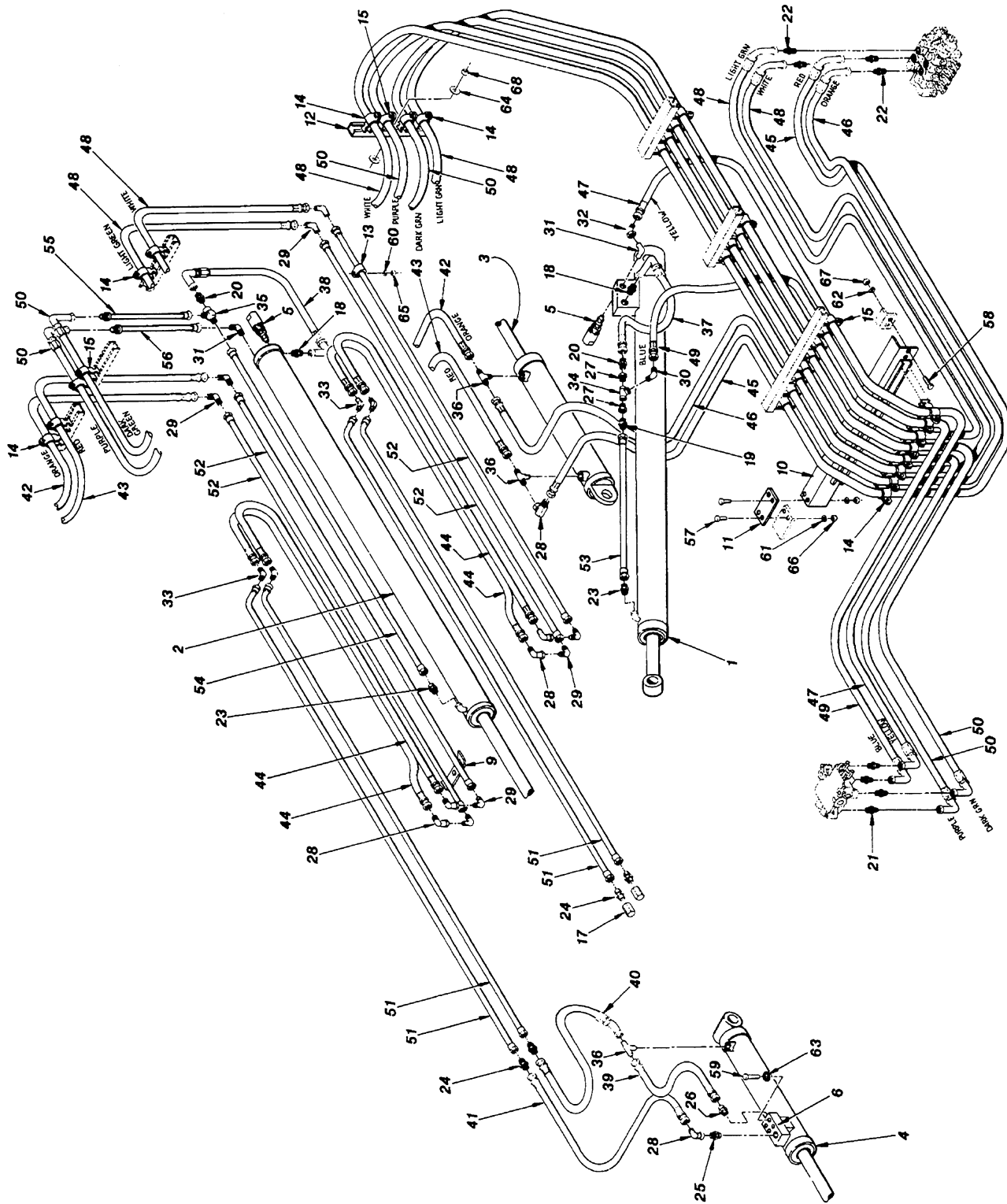
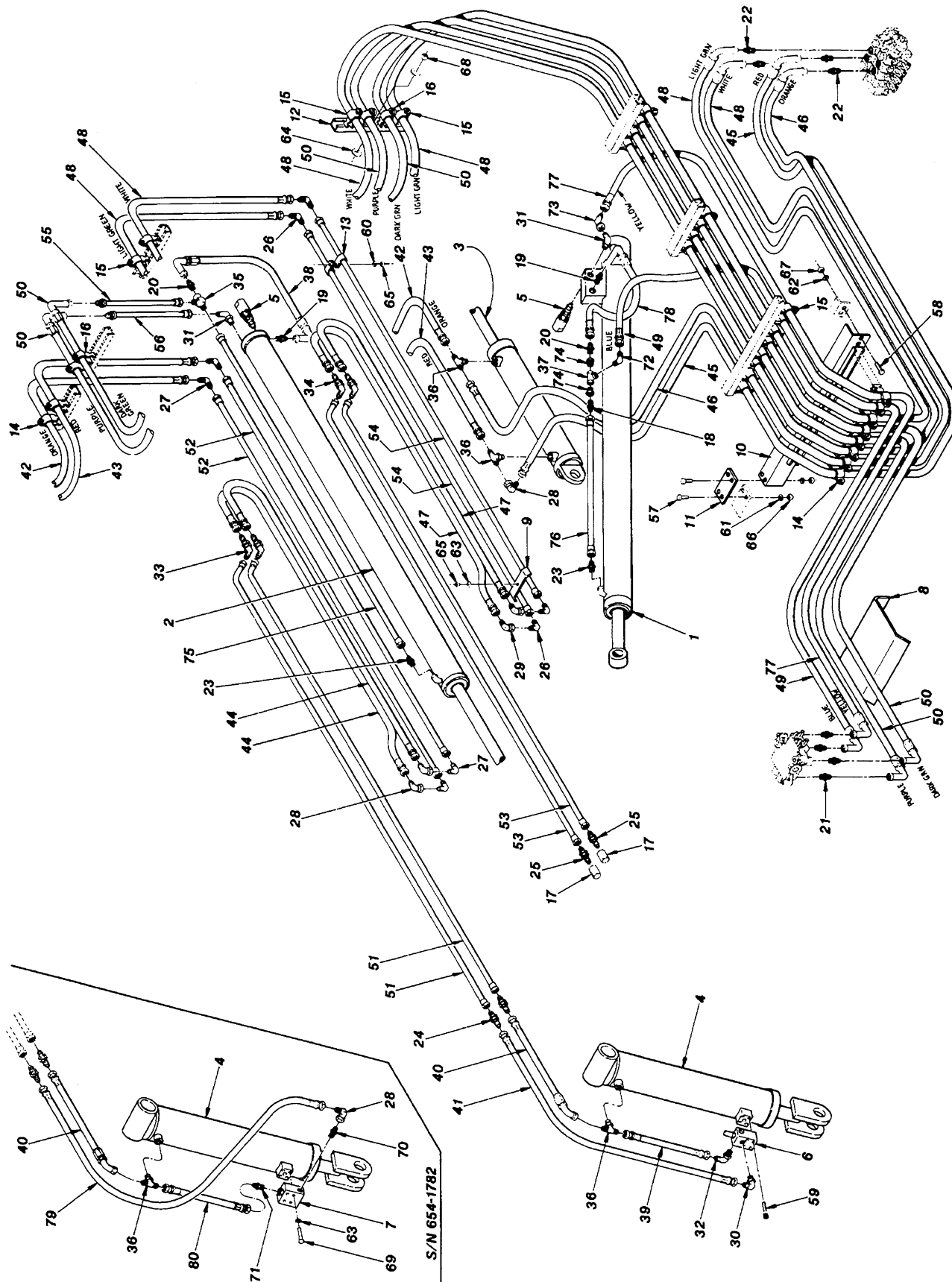


Figure 18357-1

## 18357-1 (2 of 2)

ITEM	PART NO.	DESCRIPTION	QTY.	SERIAL NO.	REMARKS
53	P21384	Tube, Hyd.	1	" - "	.62" O.D.
54	P21331	Tube, Hyd.	1	" - "	.62" O.D.
55	P18971	Tube, Hyd.	1	" - "	.62" O.D.
56	P18972	Tube, Hyd.	1	" - "	.75" O.D.
57	P00205	Bolt, Hx.	4	" - "	3/8"-16 x 1 1/4"
58	P00403	Bolt, Hx.	2	" - "	1/2"-13 x 1 1/4"
59	P00109	Bolt, Hx.	4	" - "	5/16"-18 x 2 1/4"
60	P01309	Lockwasher	4	" - "	5/16"
61	P01310	Lockwasher	4	" - "	3/8"
62	P01312	Lockwasher	2	" - "	1/2"
63	P01358	Starwasher	4	" - "	5/16"
64	P01404	Flatwasher	2	" - "	3/8"
65	P01507	Nut, Hx.	5	" - "	5/16"-18
66	P01508	Nut, Hx.	4	" - "	3/8"-16
67	P01510	Nut, Hx.	2	" - "	1/2"-13
68	P01681	Locknut, Hx.	1	" - "	3/8"-24

# UPPER HYDRAULICS



**Figure 18357-2**



## 18357-2 (1 of 2)

ITEM	PART NO.	DESCRIPTION	QTY.	SERIAL NO.	REMARKS
1	P24745	Cylinder, Hoist	1	761 - 1899	
	P19936	Cylinder, Hoist	1	101 - 760	
2	25680A	Cylinder, Boom Extension	1	761 - 1899	
	P19939	Cylinder, Boom Extension	1	101 - 760	
3	P24738	Cylinder, Tilt	1	761 - 1899	Rear Carriage
	P19940	Cylinder, Tilt	1	101 - 760	Rear Carriage
4	P24739	Cylinder, Tilt	1	761 - 1899	
	P19941	Cylinder, Tilt	1	101 - 760	Front Carriage
5	P19064	Valve, Counterbalance	2	654 - 1899	Seal Kit, P21488
6	P31427	Valve, Counterbalance	1	654 - 1899	Replaces P26325. Seal Kit, P40490
7	P17686	Valve, Counterbalance	1	654 - 1782 only	Seal Kit, P21486
8	18025A	Guard, Hose	1	823 - 1899	
9	18273A	Clamp, Tube	2	654 - 1899	
10	18541B	Support, Hose	1	" - "	
11	18548A	Bar, Hose Support	1	" - "	
12	18652B	Channel, Hose Clamp	1	" - "	
13	P17554	Clamp, Hyd. Tube	8	" - "	
14	P20465	Clamp, Hyd. Hose	6	" - "	For 3/8" Hose
15	P20468	Clamp, Hyd. Hose	12	" - "	For 1/2" Hose
16	P20486	Clamp, Hyd. Hose	16	" - "	For 3/4" Hose
17	P21627	Cap, Hex	2	" - "	
18	P12969	Connector, JIC - Pipe	1	" - "	
19	P19062	Connector, JIC - Pipe	2	" - "	
20	P19246	Connector, JIC - Pipe	2	" - "	
21	P17804	Connector, JIC - Pipe	4	" - "	
22	P18944	Connector, O-Ring	4	" - "	
23	P18964	Connector, O-Ring	2	" - "	
24	P18948	Connector, Bulkhead	2	" - "	
25	P21578	Connector, Bulkhead	2	" - "	
26	P17907	90° Elbow, Union	4	" - "	
27	P18959	90° Elbow, Union	4	" - "	
28	P18957	90° Elbow, Swivel	3	" - "	
29	P21579	90° Elbow, Swivel	2	" - "	
30	P18935	90° Elbow, O-Ring	1	" - "	
31	P19055	90° Elbow, O-Ring	2	" - "	
32	P21919	90° Elbow, O-Ring	1	" - "	
33	P18947	45° Elbow, Bulkhead	2	" - "	
34	P21580	45° Elbow, Bulkhead	2	" - "	
35	P18925	Tee, Female Run	1	" - "	
36	P18958	Tee, O-Ring	3	" - "	
37	P10197	Tee, Pipe	1	" - "	
38	P21361	Hose, Hyd.	1	" - "	.25" x 19"
39	P18893	Hose, Hyd.	1	" - "	.25" x 22"
40	P19078	Hose, Hyd.	1	" - "	.38" x 21"
41	P18857	Hose, Hyd.	1	" - "	.38" x 43"
42	P21365	Hose, Hyd.	1	" - "	.38" x 67"
43	P21344	Hose, Hyd.	1	" - "	.38" x 87"
44	P29253	Hose, Hyd.	2	" - "	.38" x 99" Replaces Twin Hose. Purchase Items 44 & 47 for Repair.
45	P20989	Hose, Hyd.	1	" - "	.38" x 133"

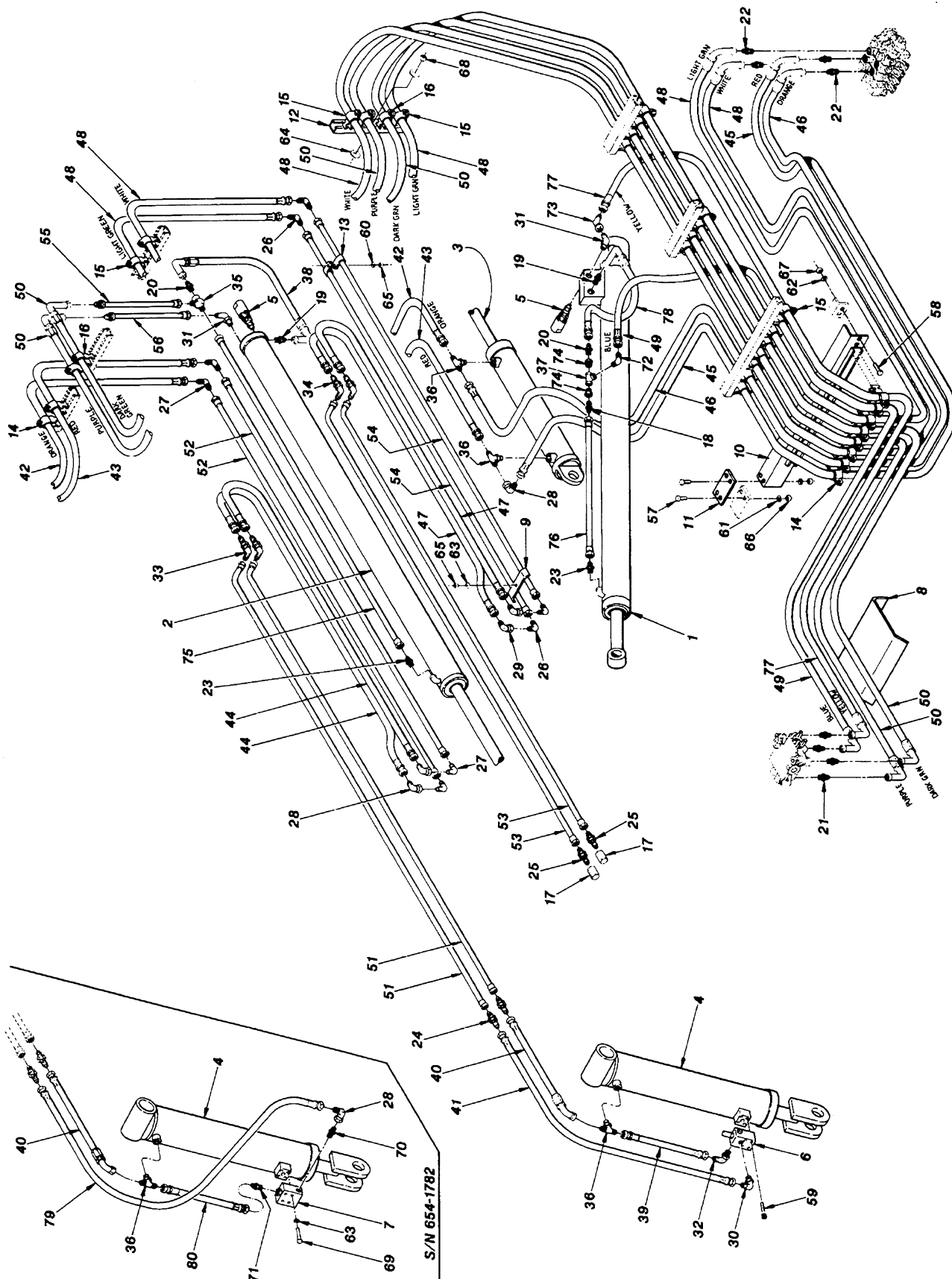


Figure 18357-2

## 18357-2 (2 of 2)

ITEM	PART NO.	DESCRIPTION	QTY	SERIAL NO.	REMARKS
46	P20988	Hose, Hyd.	1	" - "	.38" x 152"
47	P29254	Hose, Hyd.	2	" - "	.50" x 99" Replaces Twin Hose. Purchase Items 44 & 47 for Repair.
48	P21624	Hose, Hyd.	1	" - "	.50" x 255" (Lt. Green)
	P29252	Hose, Hyd.	1	" - "	.50" x 261" (White)
49	P28621	Hose, Hyd.	1	" - "	.62" x 146" Replaces 3/4" Hose.
50	P28622	Hose, Hyd.	2	" - "	.62" x 246" Replaces 3/4" Hose.
51	P18970	Tube, Hyd.	2	" - "	.38" O.D.
52	P24715	Tube, Hyd.	2	761 - 1899	.38" O.D.
	P20451	Tube, Hyd.	2	101 - 160	.38" O.D.
53	P21599	Tube, Hyd.	2	654 - 1899	.50" O.D.
54	P24716	Tube, Hyd.	2	761 - 1899	.50" O.D.
	P21501	Tube, Hyd.	2	654 - 760	.50" O.D.
55	P18971	Tube, Hyd.	1	654 - 1899	.62" O.D.
56	P18972	Tube, Hyd.	1	" - "	.75" O.D.
57	P00205	Bolt, Hx.	4	" - "	3/8"-16 x 1 1/4"
58	P00403	Bolt, Hx.	2	" - "	1/2"-13 x 1 1/4"
59	P01791	Bolt, Socket Hd.	4	" - "	5/16"-18 x 2 1/4"
60	P01309	Lockwasher	4	" - "	5/16"
61	P01310	Lockwasher	4	" - "	3/8"
62	P01312	Lockwasher	2	" - "	1/2"
63	P01358	Starwasher	2	" - "	5/16"
64	P01404	Flatwasher	2	" - "	3/8"
65	P01507	Nut, Hx.	6	" - "	5/16"-18
66	P01508	Nut, Hx.	4	" - "	3/8"-16
67	P01510	Nut, Hx.	2	" - "	1/2"-13
68	P01681	Locknut, Hx.	1	" - "	3/8"-24
69	P00109	Bolt, Hx.	4	654 - 1782	5/16"-18 x 2 1/4"
70	P19415	Connector, O-Ring	1	654 - 1782	
71	P19478	Connector, O-Ring	1	654 - 1782	
72	P17808	90° Elbow, JIC - Pipe	1	654 - 1899	
73	P17806	45° Elbow, Swivel	1	" - "	
74	P10103	Reducer Bushing	2	" - "	
75	P21331	Tube, Hyd.	1	" - "	.62" O.D.
76	P21384	Tube, Hyd.	1	" - "	.62" O.D.
77	P28620	Hose, Hyd.	1	" - "	.62" x 131"
78	P19249	Hose, Hyd.	1	" - "	.25" x 7"
79	P18856	Hose, Hyd.	1	654 - 1782	.38" x 46"
80	P18893	Hose, Hyd.	1	654 - 1782	.25" x 22"

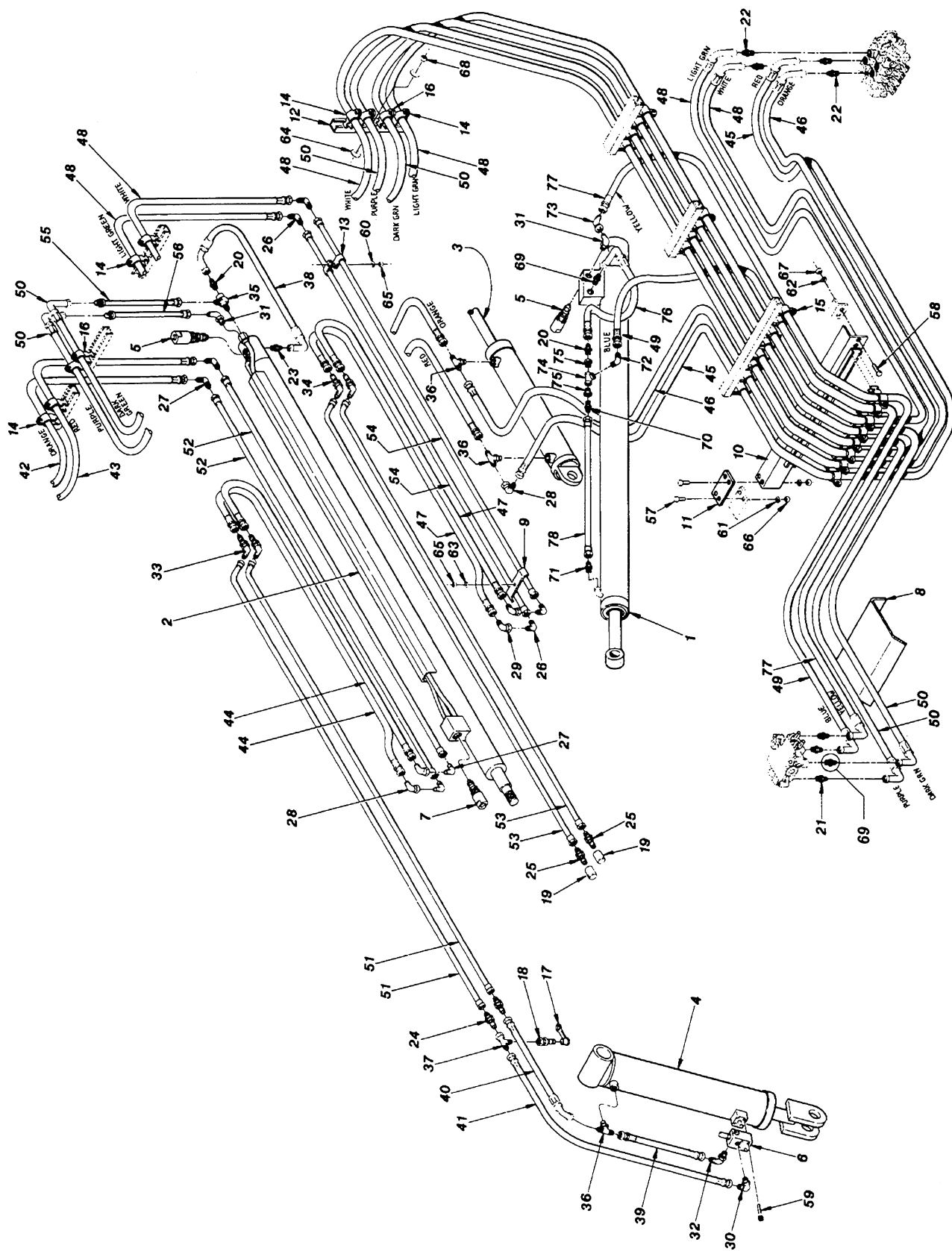


Figure 18357-3

## 18357-3 (1 of 2)

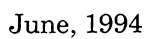
ITEM	PART NO.	DESCRIPTION	QTY.	SERIAL NO.	REMARKS
1	P24745	Cylinder, Hoist	1	1900 - 2175	
2	P27570	Cylinder, Boom Extension	1	1992 - 2175	
	25678A	Cylinder, Boom Extension	1	1900 - 1992	
3	P24738	Cylinder, Tilt	1	1900 - 2175	Rear Carriage
4	P24739	Cylinder, Tilt	1	1900 - 2175	Front Carriage
5	P19064	Valve, Counterbalance	2	1900 - 2175	Seal Kit, P21488
6	P31427	Valve, Counterbalance	1	1900 - 2175	Replaces P26325. Seal Kit, P40490
7	P26335	Valve, Counterbalance	1	1992 - 2175	Seal Kit, P21487
	P27611	Valve, Counterbalance	1	1900 - 1992	
8	18025A	Guard, Hose	1	1900 - 2175	
9	18273A	Clamp, Tube	2	" - "	
10	18541B	Support, Hose	1	" - "	
11	18548A	Bar, Hose Support	1	" - "	
12	18652B	Channel, Hose Clamp	1	" - "	
13	P17554	Clamp, Hydraulic Tube	8	" - "	
14	P20465	Clamp, Hydraulic Hose	6	" - "	For 3/8" Hose
15	P20468	Clamp, Hydraulic Hose	12	" - "	For 1/2" Hose
16	P20486	Clamp, Hydraulic Hose	16	" - "	For 3/4" Hose
17	P27805	Dust Cap	1	" - "	
18	P27379	Nipple, Pressure Check	1	" - "	
19	P21627	Cap, Hex	2	" - "	
20	P19246	Connector, JIC - Pipe	2	" - "	
21	P17805	Connector, O-Ring	4	1965 - 2175	
	P17804	Connector, O-Ring	4	101 - 1964	
22	P18944	Connector, O-Ring	4	1900 - 2175	
23	P18960	Connector, O-Ring	1	" - "	
24	P18948	Connector, Bulkhead	2	" - "	
25	P21578	Connector, Bulkhead	2	" - "	
26	P17907	90° Elbow, Union	4	" - "	
27	P18959	90° Elbow, Union	4	" - "	
28	P18957	90° Elbow, Swivel	3	" - "	
29	P21579	90° Elbow, Swivel	2	" - "	
30	P18935	90° Elbow, O-Ring	1	" - "	
31	P19055	90° Elbow, O-Ring	2	" - "	
32	P21919	90° Elbow, O-Ring	1	" - "	
33	P18947	45° Elbow, Bulkhead	2	" - "	
34	P21580	45° Elbow, Bulkhead	2	" - "	
35	P18925	Tee, Female Run	1	" - "	
36	P18958	Tee, O-Ring	3	" - "	
37	P19412	Tee, Swivel	1	" - "	
38	P21361	Hose, Hyd.	1	" - "	.25" x 19"
39	P18893	Hose, Hyd.	1	" - "	.25" x 22"
40	P19078	Hose, Hyd.	1	" - "	.38 x 21"
41	P18857	Hose, Hyd.	1	" - "	.38" x 43"
42	P21365	Hose, Hyd.	1	" - "	.38" x 67"
43	P21344	Hose, Hyd.	1	" - "	.38" x 87"
44	P29253	Hose, Hyd.	2	" - "	.38" x 99" Replaces Twin Hose. Purchase Items 44 & 47 for Repair.
45	P20989	Hose, Hyd.	1	" - "	.38" x 133"
46	P20988	Hose, Hyd.	1	" - "	.38" x 152"



June, 1994

## 18357-3 (2 of 2)

ITEM	PART NO.	DESCRIPTION	QTY	SERIAL NO.	REMARKS
47	P29254	Hose, Hyd.	2	" - "	.50" x 99" Replaces Twin Hose. Purchase Items 44 & 47 for Repair.
48	P21624	Hose, Hyd.	1	" - "	.50" x 255" (Lt. Green)
	P29252	Hose, Hyd.	1	" - "	.50" x 261" (White)
49	P28621	Hose, Hyd.	1	" - "	.62" x 146" Replaces 3/4" Hose.
50	P28622	Hose, Hyd.	2	" - "	.62" x 246" Replaces 3/4" Hose.
51	P18970	Tube, Hyd.	2	" - "	.38" O.D.
52	P24715	Tube, Hyd.	2	" - "	.38" O.D.
53	P21599	Tube, Hyd.	2	" - "	.50" O.D.
54	P24716	Tube, Hyd.	2	" - "	.50" O.D.
55	P18971	Tube, Hyd.	1	" - "	.62" O.D.
56	P18972	Tube, Hyd.	1	" - "	.75" O.D.
57	P00205	Bolt, Hx.	4	" - "	3/8"-16 x 1 1/4"
58	P00403	Bolt, Hx.	2	" - "	1/2"-13 x 1 1/4"
59	P01791	Bolt, Socket Hd.	4	" - "	5/16"-18 x 2 1/4"
60	P01309	Lockwasher	4	" - "	5/16"
61	P01310	Lockwasher	4	" - "	3/8"
62	P01312	Lockwasher	2	" - "	1/2"
63	P01358	Starwasher	2	" - "	5/16"
64	P01404	Flatwasher	2	" - "	3/8"
65	P01507	Nut, Hx.	6	" - "	5/16"-18
66	P01508	Nut, Hx.	4	" - "	3/8"-16
67	P01510	Nut, Hx.	2	" - "	1/2"-13
68	P01681	Locknut, Hx.	1	" - "	3/8"-24
69	25457A	Orifice Adapter	1	1993 - 2175	
	25694A	Orifice Adapter	1	1965 - 1992	
	25320A	Orifice Adapter	1	1900 - 1964	
70	P12969	Connector, JIC - Pipe	1	1900 - 2175	
71	P18964	Connector, O-Ring	1	" - "	
72	P17808	90° Elbow, JIC - Pipe	1	" - "	
73	P17806	45° Elbow, Swivel	1	" - "	
74	P10197	Tee, Pipe	1	" - "	
75	P10103	Bushing, Reducer	2	" - "	
76	P19249	Hose, Hyd.	1	" - "	.25" x 7"
77	P28620	Hose, Hyd.	1	" - "	.62" x 131" Replaces 3/4" Hose.
78	P21384	Tube, Hyd.	1	" - "	.62" O.D.





## 18357-4 (1 of 2)

ITEM	PART NO.	DESCRIPTION	QTY	SERIAL NO.	REMARKS
1	P27780	Cylinder, Hoist	1	2176 - 2564	
2	P27570	Cylinder, Boom Extension	1	" - "	
3	P24738	Cylinder, Tilt	1	" - "	Rear Carriage
4	P24739	Cylinder, Tilt	1	" - "	Front Carriage
5	P19064	Valve, Counterbalance	2	" - "	Seal Kit, P21488
6	P31427	Valve, Counterbalance	1	" - "	Replaces P26325. Seal Kit, P40490
7	P26335	Valve, Counterbalance	1	" - "	Seal Kit, P21487
8	18025A	Guard, Hose	1	" - "	
9	18273A	Clamp, Tube	2	" - "	
10	18541B	Support, Hose	1	" - "	
11	18548A	Bar, Hose Support	1	" - "	
12	18652B	Channel, Hose Clamp	1	" - "	
13	P17554	Clamp, Hydraulic Tube	8	" - "	
14	P20465	Clamp, Hydraulic Hose	6	" - "	For 3/8" Hose
15	P20468	Clamp, Hydraulic Hose	12	" - "	For 1/2" Hose
16	P20486	Clamp, Hydraulic Hose	16	" - "	For 3/4" Hose
17	P27805	Dust Cap	1	" - "	
18	P27379	Nipple, Pressure Check	1	" - "	
19	P21627	Cap, Hex	2	" - "	
20	P19246	Connector, JIC - Pipe	1	" - "	
21	P17805	Connector, O-Ring	4	" - "	
22	P18944	Connector, O-Ring	4	" - "	
23	P18960	Connector, O-Ring	1	" - "	
24	P18948	Connector, Bulkhead	2	" - "	
25	P21578	Connector, Bulkhead	2	" - "	
26	P17907	90° Elbow, Union	4	" - "	
27	P18959	90° Elbow, Union	4	" - "	
28	P18957	90° Elbow, Swivel	3	" - "	
29	P21579	90° Elbow, Swivel	2	" - "	
30	P18935	90° Elbow, O-Ring	1	" - "	
31	P19055	90° Elbow, O-Ring	3	" - "	
32	P21919	90° Elbow, O-Ring	1	" - "	
33	P18947	45° Elbow, Bulkhead	2	" - "	
34	P21580	45° Elbow, Bulkhead	2	" - "	
35	P18925	Tee, Female Run	1	" - "	
36	P18958	Tee, O-Ring	3	" - "	
37	P19412	Tee, Swivel	1	" - "	
38	P21361	Hose, Hyd.	1	" - "	.25" x 19"
39	P18893	Hose, Hyd.	1	" - "	.25" x 22"
40	P19078	Hose, Hyd.	1	" - "	.38" x 21"
41	P18857	Hose, Hyd.	1	" - "	.38" x 43"
42	P21365	Hose, Hyd.	1	" - "	.38" x 67"
43	P21344	Hose, Hyd.	1	" - "	.38" x 87"
44	P29253	Hose, Hyd.	2	" - "	.38" x 99" Replaces Twin Hose.
45	P20989	Hose, Hyd.	1	" - "	Purchase Items 44 & 47 for Repair.
46	P20988	Hose, Hyd.	1	" - "	.38" x 133"
47	P29254	Hose, Hyd.	2	" - "	.38" x 152"
48	P21624	Hose, Hyd.	1	" - "	.50" x 99" Replaces Twin Hose.
					Purchase Items 44 & 47 for Repair.
					.50" x 255" (Lt. Green)

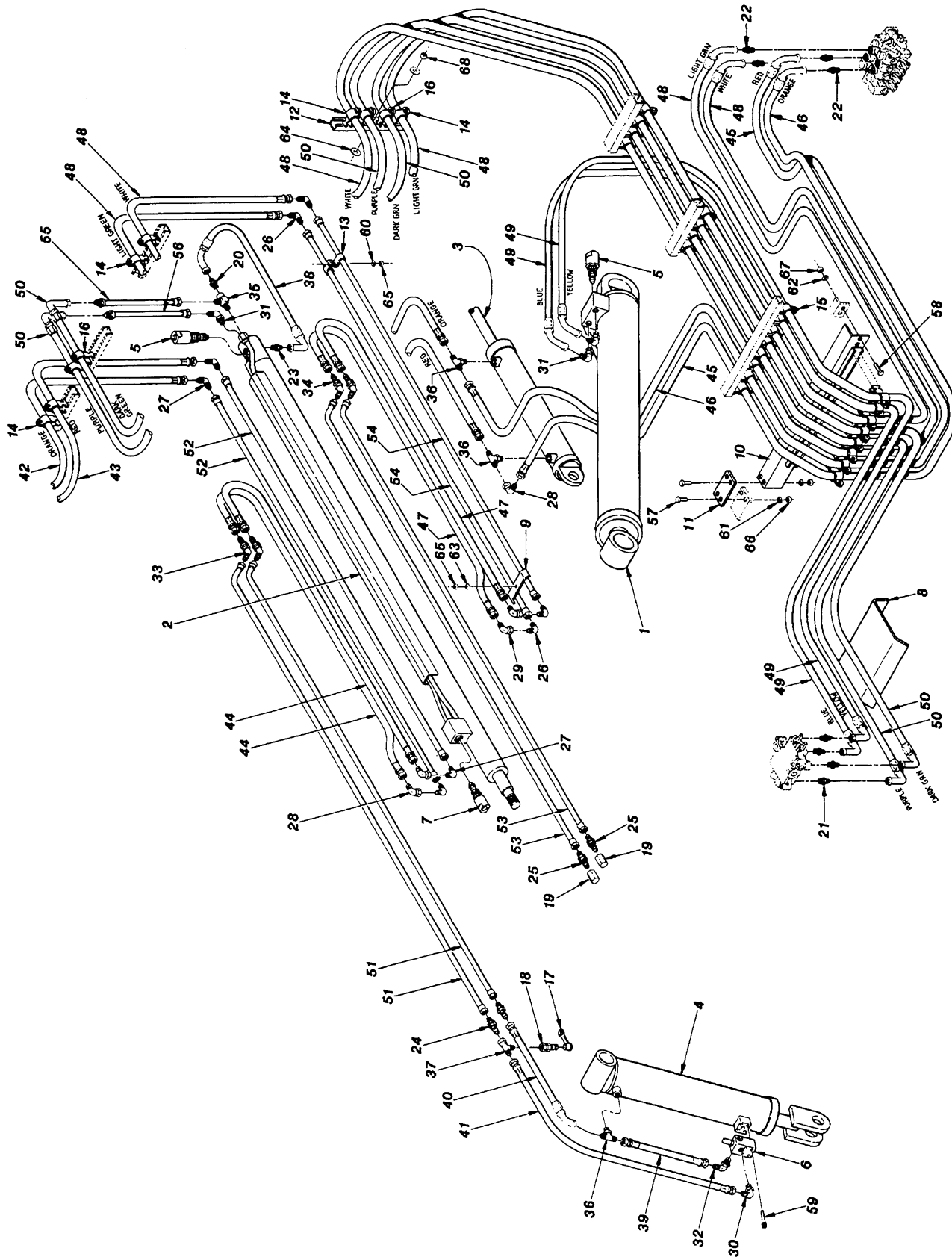


Figure 18357-4

## 18357-4 (2 of 2)

ITEM	PART NO.	DESCRIPTION	QTY	SERIAL NO.	REMARKS
	P29252	Hose, Hyd.	1	" - "	.50" x 261" (White)
49	P28621	Hose, Hyd.	2	" - "	.62" x 146" Replaces 3/4" Hose.
50	P28622	Hose, Hyd.	2	" - "	.62" x 246" Replaces 3/4" Hose.
51	P18970	Tube, Hyd.	2	" - "	.38" O.D.
52	P24715	Tube, Hyd.	2	" - "	.38" O.D.
53	P21599	Tube, Hyd.	2	" - "	.50" O.D.
54	P24716	Tube, Hyd.	2	" - "	.50" O.D.
55	P18971	Tube, Hyd.	1	" - "	.62" O.D.
56	P18972	Tube, Hyd.	1	" - "	.75" O.D.
57	P00205	Bolt, Hx.	4	" - "	3/8"-16 x 1 1/4"
58	P00403	Bolt, Hx.	2	" - "	1/2"-13 x 1 1/4"
59	P01791	Bolt, Socket Hd.	4	" - "	5/16"-18 x 2 1/4"
60	P01309	Lockwasher	4	" - "	5/16"
61	P01310	Lockwasher	4	" - "	3/8"
62	P01312	Lockwasher	2	" - "	1/2"
63	P01358	Starwasher	2	" - "	5/16"
64	P01404	Flatwasher	2	" - "	3/8"
65	P01507	Nut, Hx.	6	" - "	5/16"-18
66	P01508	Nut, Hx.	4	" - "	3/8"-16
67	P01510	Nut, Hx.	2	" - "	1/2"-13
68	P01681	Locknut, Hx.	1	" - "	3/8"-24

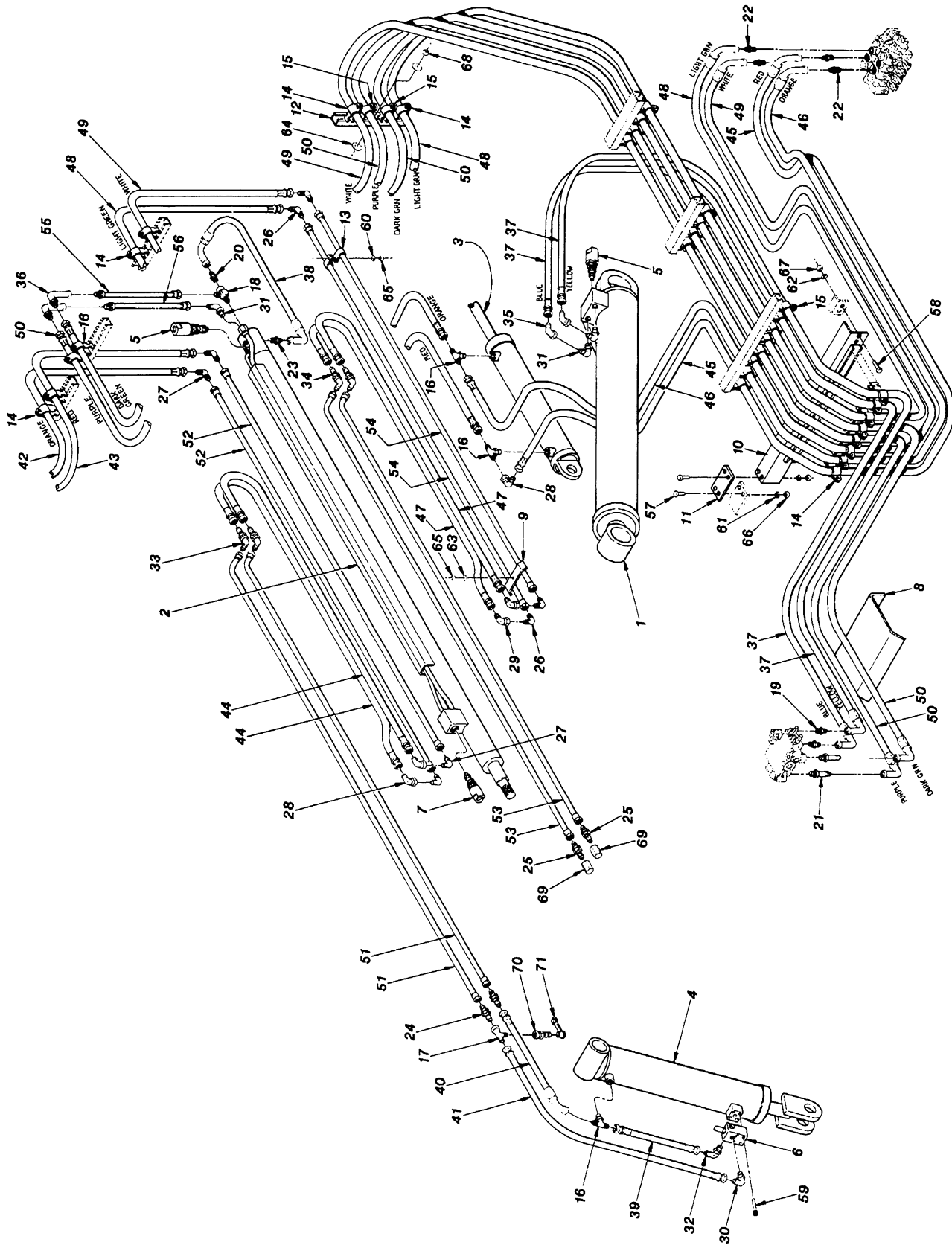
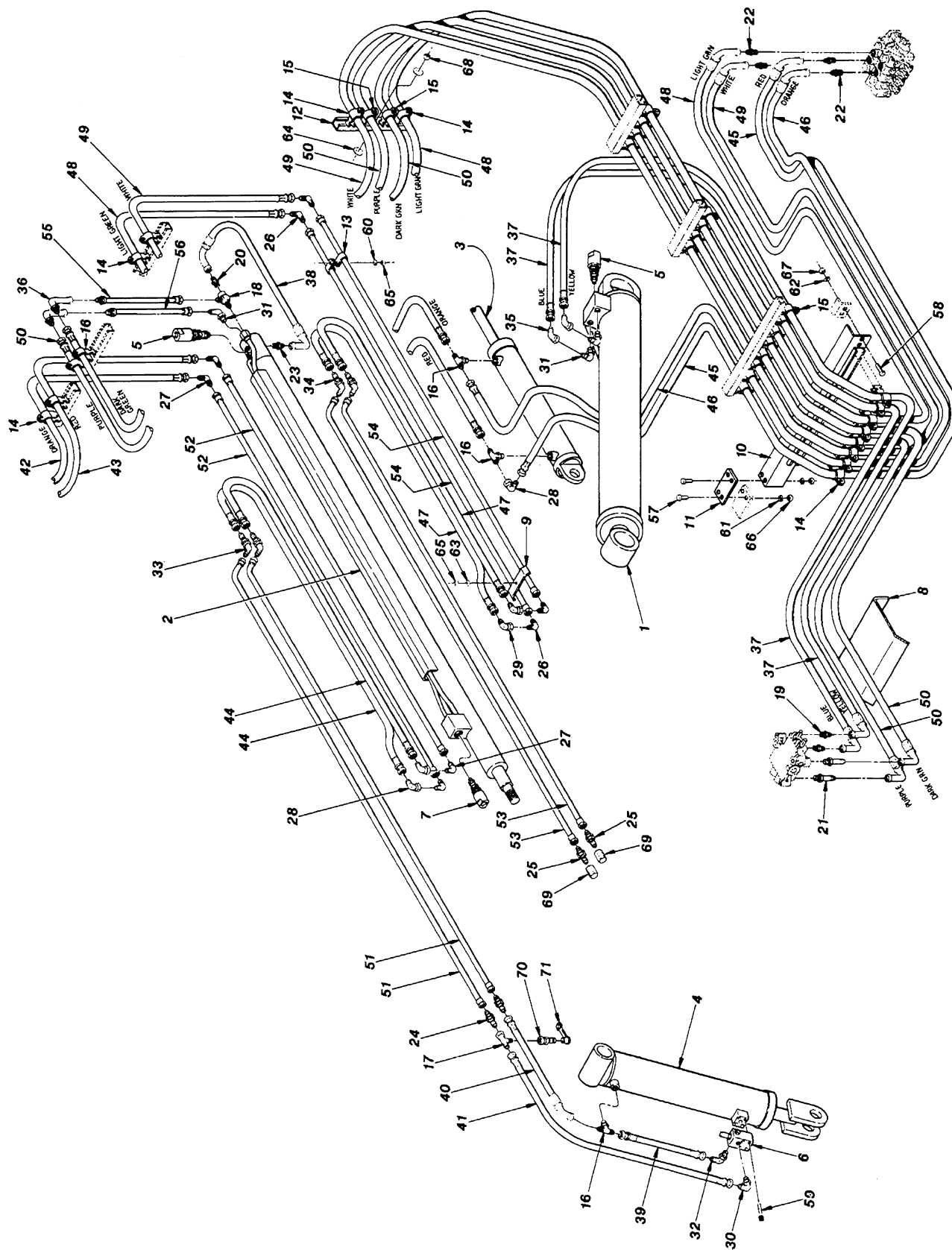


Figure 18357-5

## 18357-5 (1 of 2)

ITEM	PART NO.	DESCRIPTION	QTY	SERIAL NO.	REMARKS
1	P27780	Cylinder, Hoist	1	2565 -	
2	P27570	Cylinder, Boom Extension	1	" - "	
3	P24738	Cylinder, Tilt	1	" - "	Rear Carriage
4	P24739	Cylinder, Tilt	1	" - "	Front Carriage
5	P19064	Valve, Counterbalance	2	" - "	Seal Kit, P21488
6	P31427	Valve, Counterbalance	1	" - "	Replaces P26325. Seal Kit, P40490
7	P26335	Valve, Counterbalance	1	" - "	Seal Kit, P21487
8	18025A	Guard, Hose	1	" - "	
9	18273A	Clamp, Tube	2	" - "	
10	18541B	Support, Hose	1	" - "	
11	18548A	Bar, Hose Support	1	" - "	
12	18652B	Channel, Hose Clamp	1	" - "	
13	P17554	Clamp, Hydraulic Tube	8	" - "	
14	P20465	Clamp, Hydraulic Hose	18	" - "	100075
15	P28200	Clamp, Hydraulic Hose	16	" - "	100100
16	P18958	Tee, O-Ring	3	" - "	
17	P19412	Tee, Swivel	1	" - "	
18	P18925	Tee, Female Run	1	" - "	
19	P17805	Connector, O-Ring	2	" - "	
20	P19246	Connector, JIC - Pipe	1	" - "	
21	P24614	Connector, O-Ring	2	" - "	Long
22	P18944	Connector, O-Ring	4	" - "	
23	P18960	Connector, O-Ring	1	" - "	
24	P18948	Connector, Bulkhead	2	" - "	
25	P21578	Connector, Bulkhead	2	" - "	
26	P17907	90° Elbow, Union	4	" - "	
27	P18959	90° Elbow, Union	4	" - "	
28	P18957	90° Elbow, Swivel	3	" - "	
29	P21579	90° Elbow, Swivel	2	" - "	
30	P18935	90° Elbow, O-Ring	1	" - "	
31	P21919	90° Elbow, O-Ring	3	" - "	
32	P19248	90° Elbow, O-Ring	1	" - "	
33	P18947	45° Elbow, Bulkhead	2	" - "	
34	P21580	45° Elbow, Bulkhead	2	" - "	
35	P21632	90° Elbow, Swivel	2	" - "	
36	P27357	90° Elbow, Adaptor	2	" - "	
37	P28621	Hose, Hyd.	1	" - "	.62" x 146"
38	P21361	Hose, Hyd.	1	" - "	.25" x 19"
39	P18893	Hose, Hyd.	1	" - "	.25" x 22"
40	P19078	Hose, Hyd.	1	" - "	.38" x 21"
41	P18857	Hose, Hyd.	1	" - "	.38" x 43"
42	P21365	Hose, Hyd.	1	" - "	.38" x 67"
43	P21344	Hose, Hyd.	1	" - "	.38" x 87"
44	P29253	Hose, Hyd.	2	" - "	.38" x 99"
45	P20989	Hose, Hyd.	1	" - "	.38" x 133"
46	P20988	Hose, Hyd.	1	" - "	.38" x 152"
47	P29254	Hose, Hyd.	2	" - "	.50" x 99"
48	P21624	Hose, Hyd.	1	" - "	.50" x 255" (Lt. Green)
49	P29252	Hose, Hyd.	1	" - "	.50" x 261" (White)
50	P28622	Hose, Hyd.	2	" - "	.62" x 246"



### Figure 18357-5

## 18357-5 (2 of 2)

ITEM	PART NO.	DESCRIPTION	QTY.	SERIAL NO.	REMARKS
51	P18970	Tube, Hyd.	2	" - "	.38" O.D.
52	P24715	Tube, Hyd.	2	" - "	.38" O.D.
53	P21599	Tube, Hyd.	2	" - "	.50" O.D.
54	P24716	Tube, Hyd.	2	" - "	.50" O.D.
55	P18971	Tube, Hyd.	1	" - "	.62" O.D.
56	P18972	Tube, Hyd.	1	" - "	.75" O.D.
57	P00205	Bolt, Hx.	4	" - "	3/8"-16 x 1 1/4"
58	P00403	Bolt, Hx.	2	" - "	1/2"-13 x 1 1/4"
59	P01791	Bolt, Socket Hd.	4	" - "	5/16"-18 x 2 1/4"
60	P01309	Lockwasher	4	" - "	5/16"
61	P01310	Lockwasher	4	" - "	3/8"
62	P01312	Lockwasher	2	" - "	1/2"
63	P01358	Starwasher	2	" - "	5/16"
64	P01404	Flatwasher	2	" - "	3/8"
65	P01507	Nut, Hx.	6	" - "	5/16"-18
66	P01508	Nut, Hx.	4	" - "	3/8"-16
67	P01510	Nut, Hx.	2	" - "	1/2"-13
68	P01681	Locknut, Hx.	1	" - "	3/8"-24
69	P21627	Cap, Hex	2	" - "	
70	P27379	Nipple, Pressure Check	1	" - "	
71	P27805	Dust Cap	1	" - "	

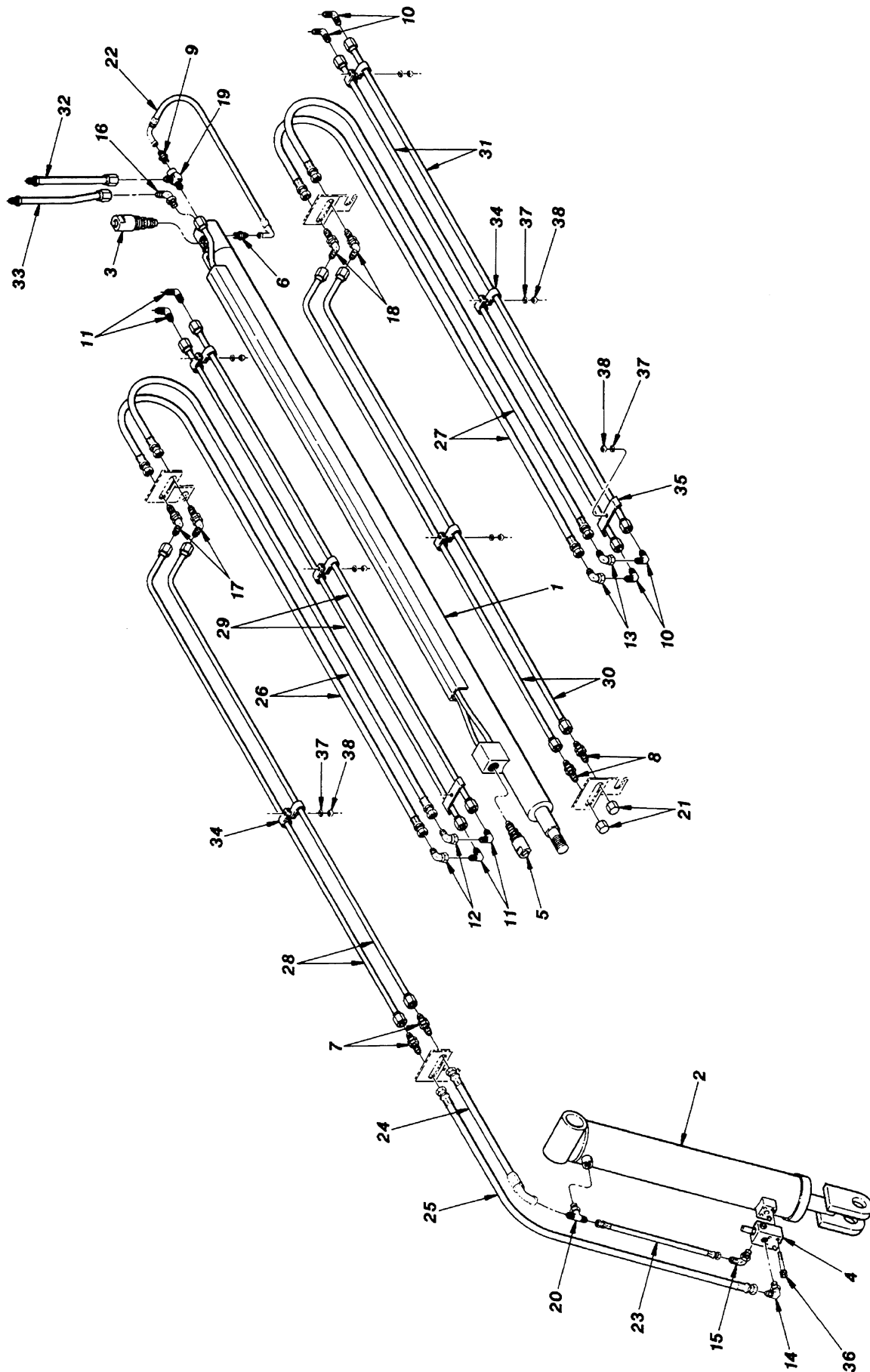
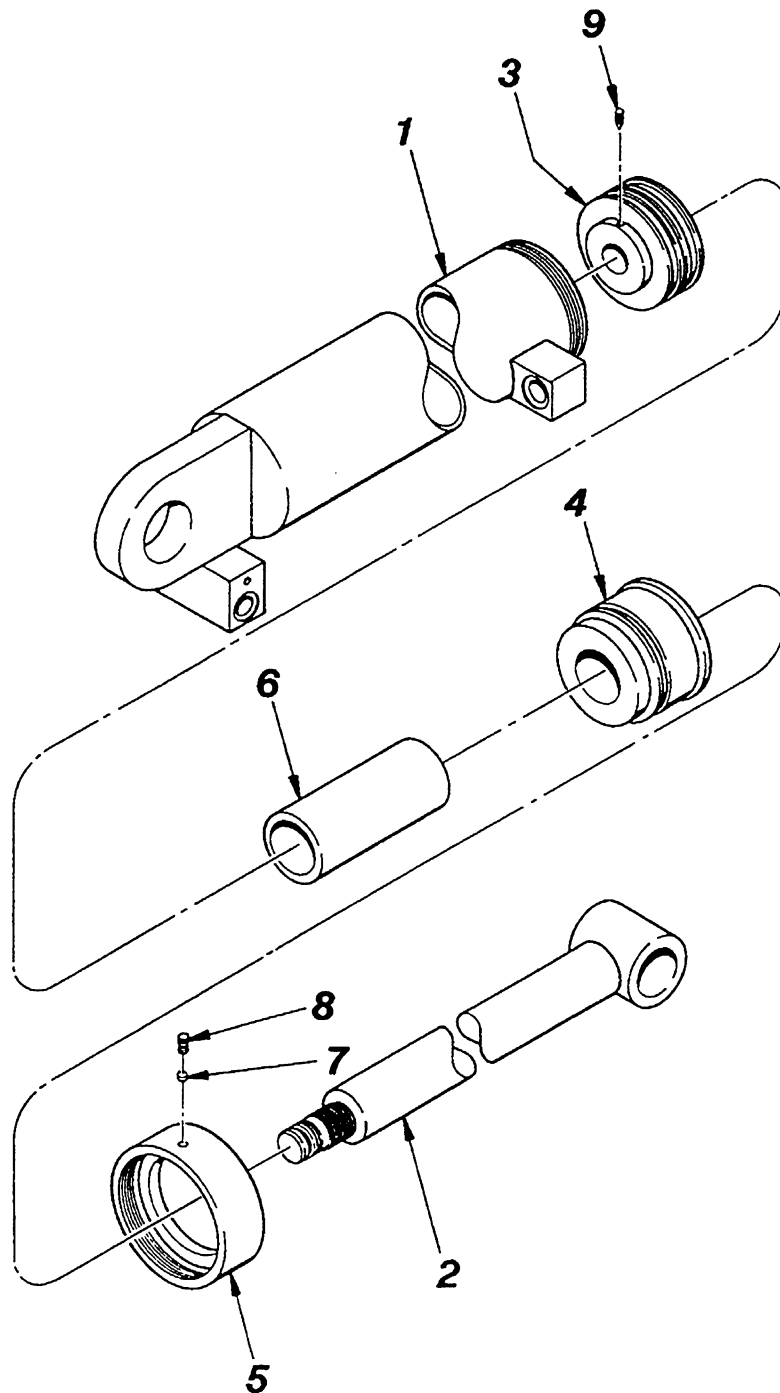


Figure 18357-6



## 18357-6

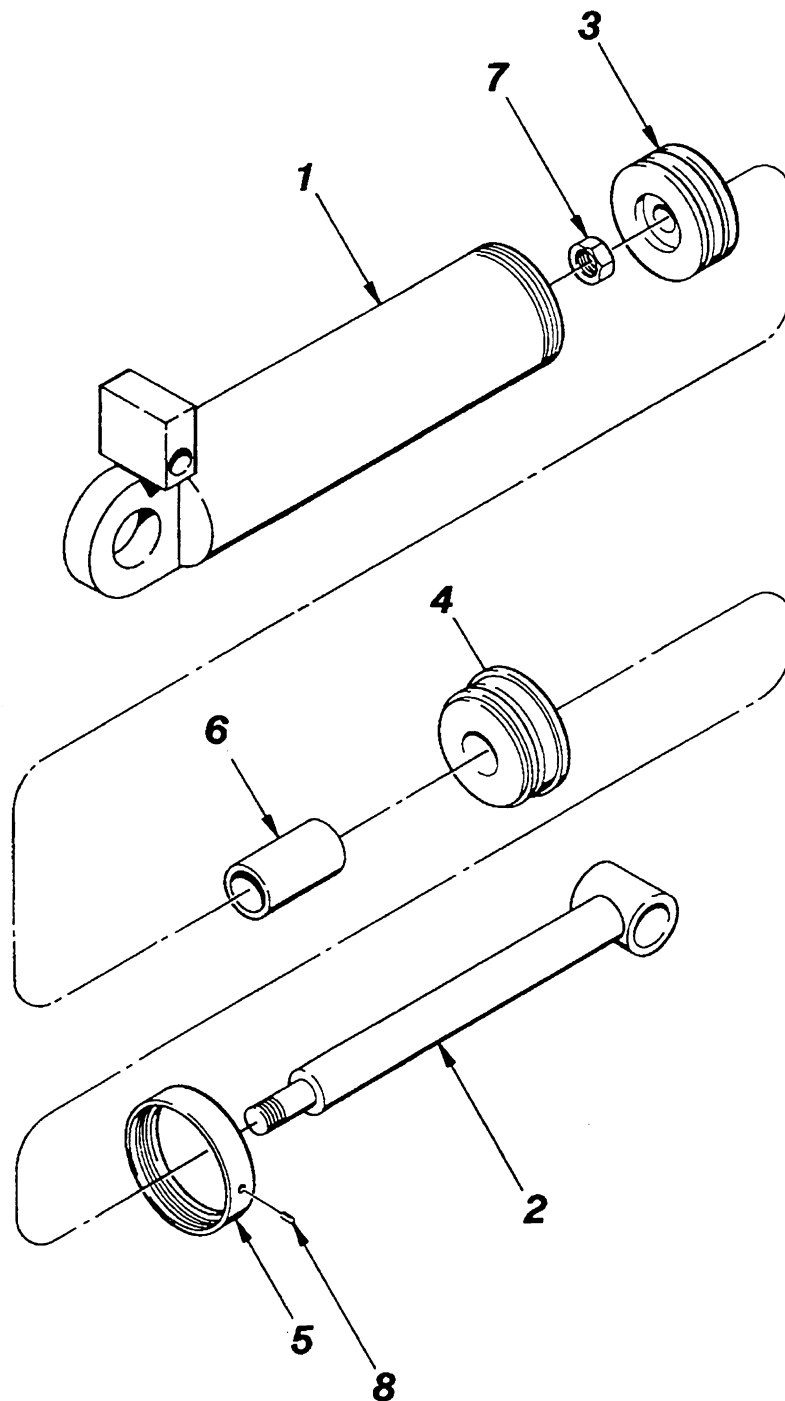
ITEM	PART NO.	DESCRIPTION	QTY	SERIAL NO.	REMARKS
1	P27570	Cylinder, Boom Extension	1	2874 -	
2	P24739	Cylinder, Tilt	1	" - "	Front Carriage
3	P19064	Valve, Counterbalance	1	" - "	Seal Kit, P21488
4	P31427	Valve, Counterbalance	1	" - "	Replaces P26325. Seal Kit, P40490
5	P26335	Valve, Counterbalance	1	" - "	Seal Kit, P21487
6	P18960	Connector, O-Ring	1	" - "	
7	P18948	Connector, Bulkhead	2	" - "	
8	P21578	Connector, Bulkhead	2	" - "	
9	P19246	Connector, JIC-Pipe	1	" - "	
10	P17907	90° Elbow, Union	4	" - "	
11	P18959	90° Elbow, Union	4	" - "	
12	P18957	90° Elbow, Swivel	2	" - "	
13	P21579	90° Elbow, Swivel	2	" - "	
14	P18935	90° Elbow, O-Ring	1	" - "	
15	P19248	90° Elbow, O-Ring	1	" - "	
16	P21919	90° Elbow, O-Ring	1	" - "	
17	P18947	45° Elbow, Bulkhead	2	" - "	
18	P21580	45° Elbow, Bulkhead	2	" - "	
19	P18925	Tee, JIC-Pipe	1	" - "	
20	P18958	Tee, O-Ring	1	" - "	
21	P21627	Cap, Hex	2	" - "	
22	P21361	Hose, Hyd.	1	" - "	.25" x 19"
23	P18893	Hose, Hyd.	1	" - "	.25" x 22"
24	P19078	Hose, Hyd.	1	" - "	.38" x 21"
25	P18857	Hose, Hyd.	1	" - "	.38" x 43"
26	P29253	Hose, Hyd.	2	" - "	.38" x 102"
27	P29254	Hose, Hyd.	2	" - "	.50" x 102"
28	P18970	Tube, Hyd.	2	" - "	.38" O.D.
29	P24715	Tube, Hyd.	2	" - "	.38" O.D.
30	P21599	Tube, Hyd.	2	" - "	.50" O.D.
31	P24716	Tube, Hyd.	2	" - "	.50" O.D.
32	P18971	Tube, Hyd.	1	" - "	.62" O.D.
33	P18972	Tube, Hyd.	1	" - "	.75" O.D.
34	P17554	Clamp, Hyd. Tube	8	" - "	
35	18723A	Tube Clamp	2	" - "	
36	P01791	Bolt, Socket Hd.	4	" - "	5/16"-18 x 2 1/4"
37	P01309	Lockwasher	8	" - "	5/16"
38	P01507	Nut, Hx.	8	" - "	5/16"-18



**Figure 18385**

18385

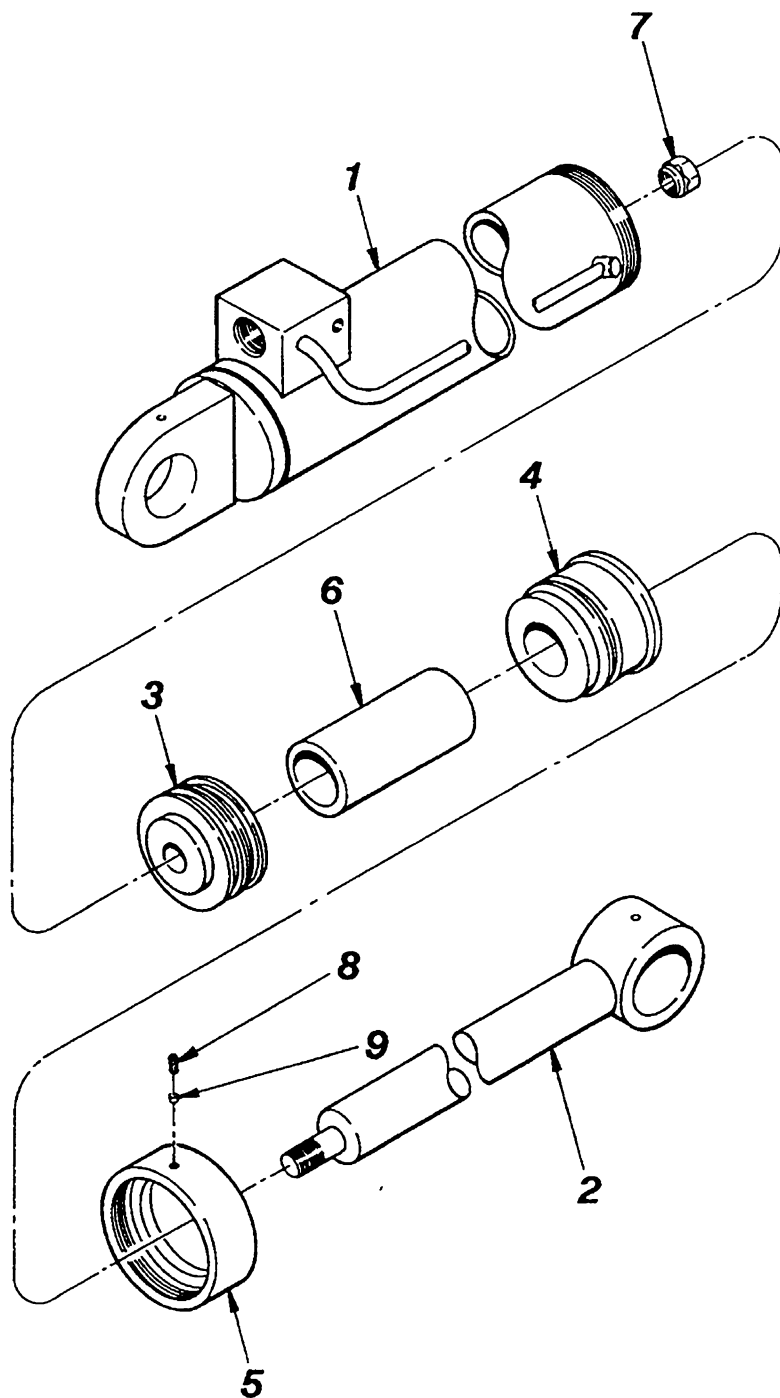
ITEM	PART NO.	DESCRIPTION	QTY.	SERIAL NO.	REMARKS
	P19936	Cylinder Assembly, Hoist	-	101 – 760	Incl. Items 1-8
1	P20848	Barrel Weldment	1	" – "	
2	P20849	Rod Weldment	1	" – "	
3	P19233	Piston	1	" – "	
4	P20850	Rod Bearing	1	" – "	
5	P19227	Bearing Retainer	1	" – "	
6	P20851	Stroke Limiter	1	" – "	
7	P19234	Nut, Lock	1	" – "	
8	P19208	Set Screw	1	" – "	
NI	P20825	Seal Kit	1	" – "	



**Figure 18385-1**

## 18385-1

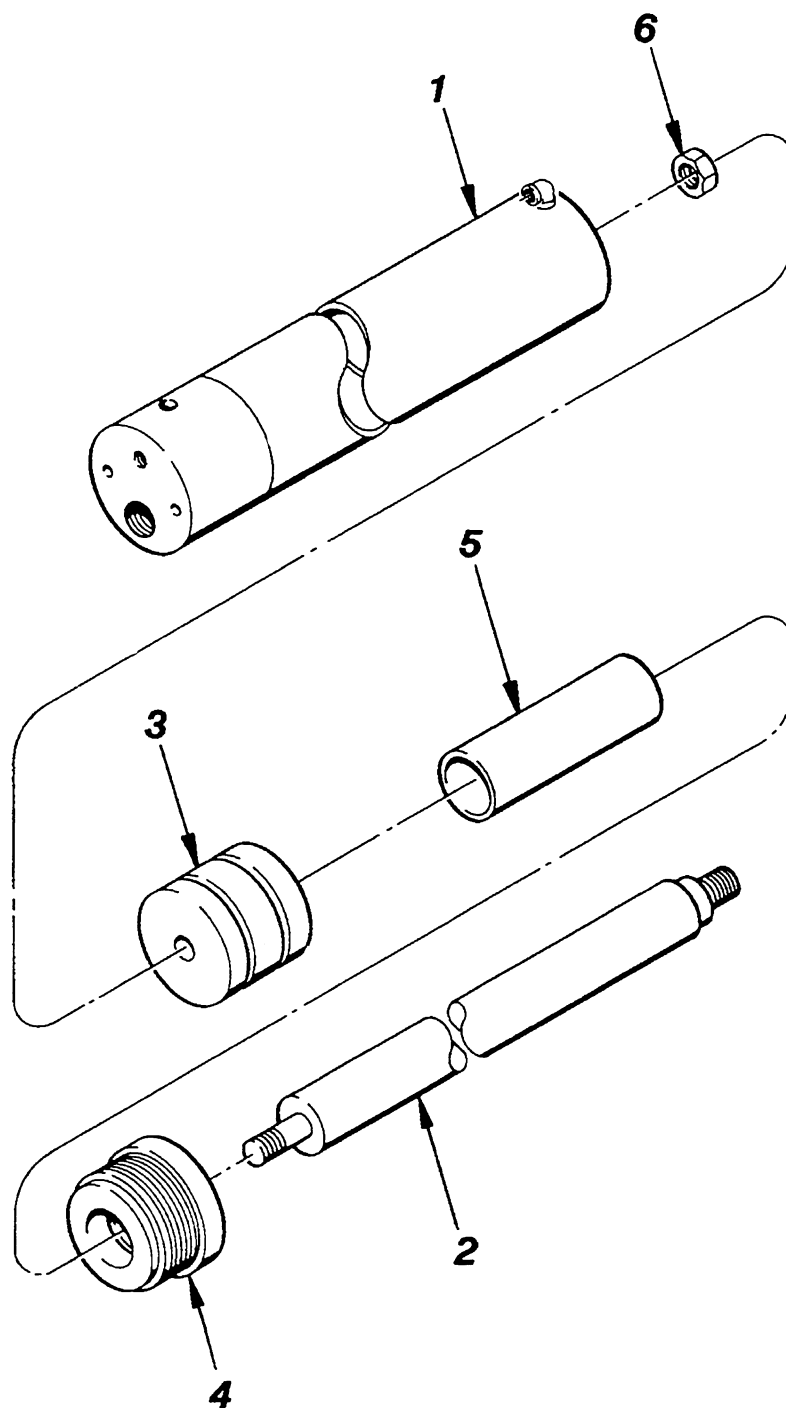
ITEM	PART NO.	DESCRIPTION	QTY.	SERIAL NO.	REMARKS
	P24745	Cylinder Assembly, Hoist	-	761 - 2175	Incl. Items 1-9
1	P24895	Barrel Weldment	1	" - "	
2	P24905	Rod Weldment	1	" - "	
3	P24381	Piston	1	" - "	
4	P24912	Rod Bearing	1	" - "	
5	P24403	Bearing Retainer	1	" - "	
6	P24417	Stroke Limiter	1	" - "	
7	P24435	Set Screw	1	" - "	
8	P24434	Set Screw	1	" - "	
9	P24431	Nylon Plug	1	" - "	
NI	P24922	Seal Kit	1	" - "	



**Figure 18385-2**

## 18385-2

ITEM	PART NO.	DESCRIPTION	QTY	SERIAL NO.	REMARKS
	P27780	Cylinder Assembly, Hoist	—	2176 —	Incl. Items 1-9
1	P27224	Barrel Weldment	1	" — "	
2	P27239	Rod Weldment	1	" — "	
3	P27268	Piston	1	" — "	
4	P27880	Rod Bearing	1	" — "	
5	P27887	Bearing Retainer	1	" — "	
6	P27855	Stroke Limiter	1	" — "	
7	P27280	Nut	1	" — "	
8	P27853	Set Screw	1	" — "	
9	P24431	Nylon Plug	1	" — "	
NI	P27297	Seal Kit	1	" — "	



**Figure 18386**



18386

ITEM	PART NO.	DESCRIPTION	QTY.	SERIAL NO.	REMARKS
—	P19939	Cylinder Assembly, Boom Extension	—	101 – 760	Incl. Items 1-6
1	P20837	Barrel Weldment	1	" – "	
2	P20838	Rod, Cylinder	1	" – "	
3	P20828	Piston	1	" – "	
4	P20829	Rod Bearing	1	" – "	
5	P20839	Stroke Limiter	1	" – "	
6	P20085	Nut, Lock	1	" – "	
NI	P20826	Seal Kit	1	" – "	

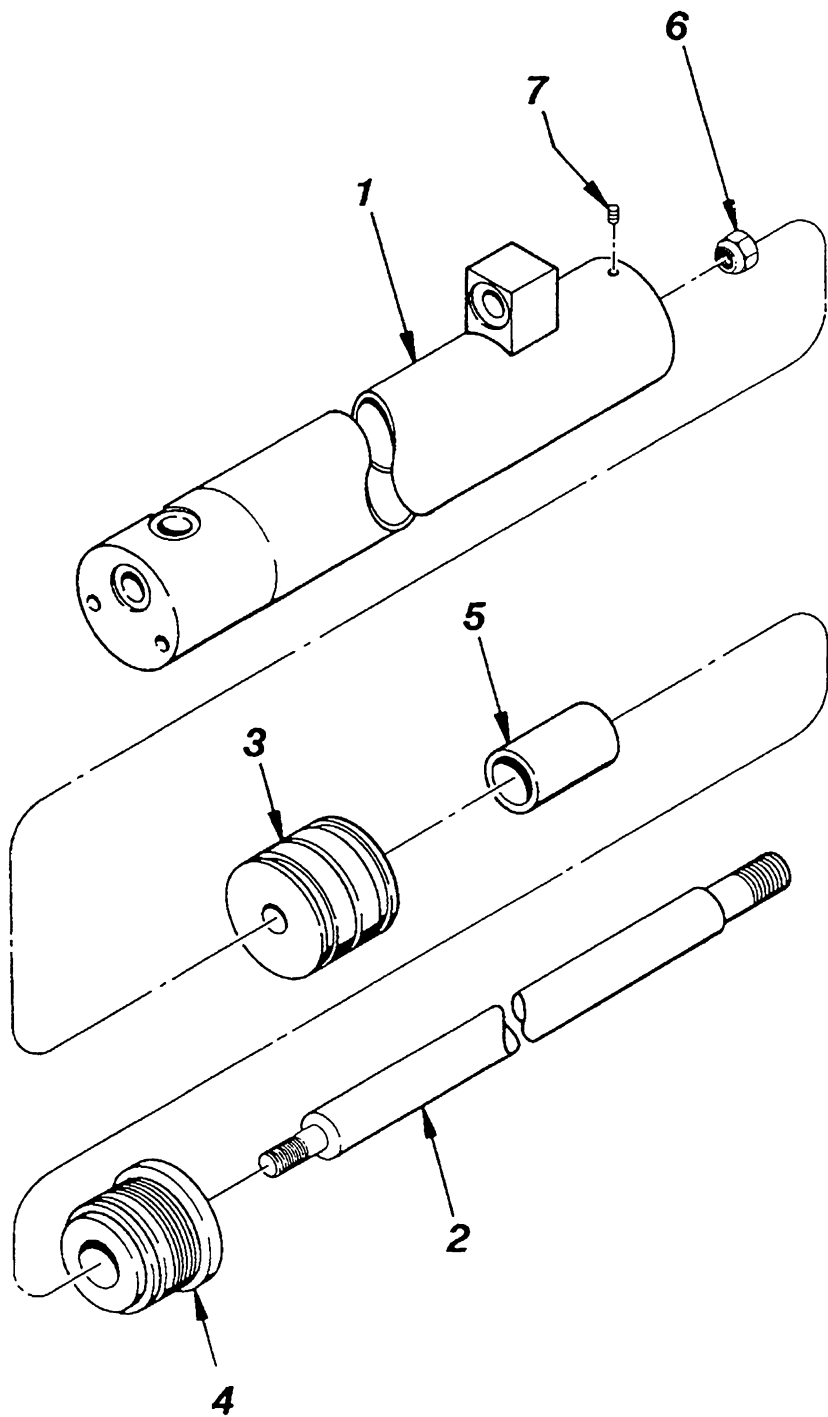
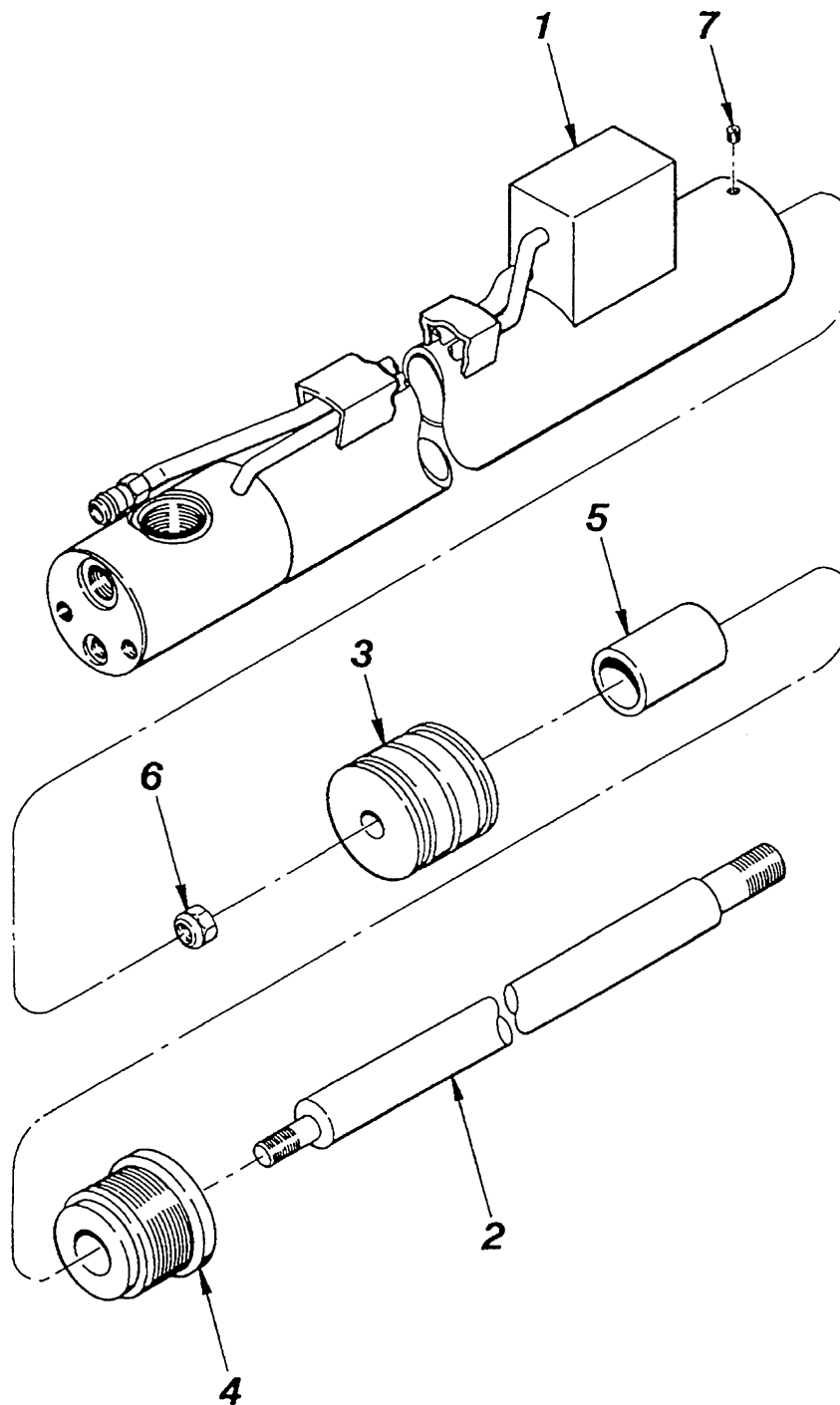


Figure 18386-1

## 18386-1

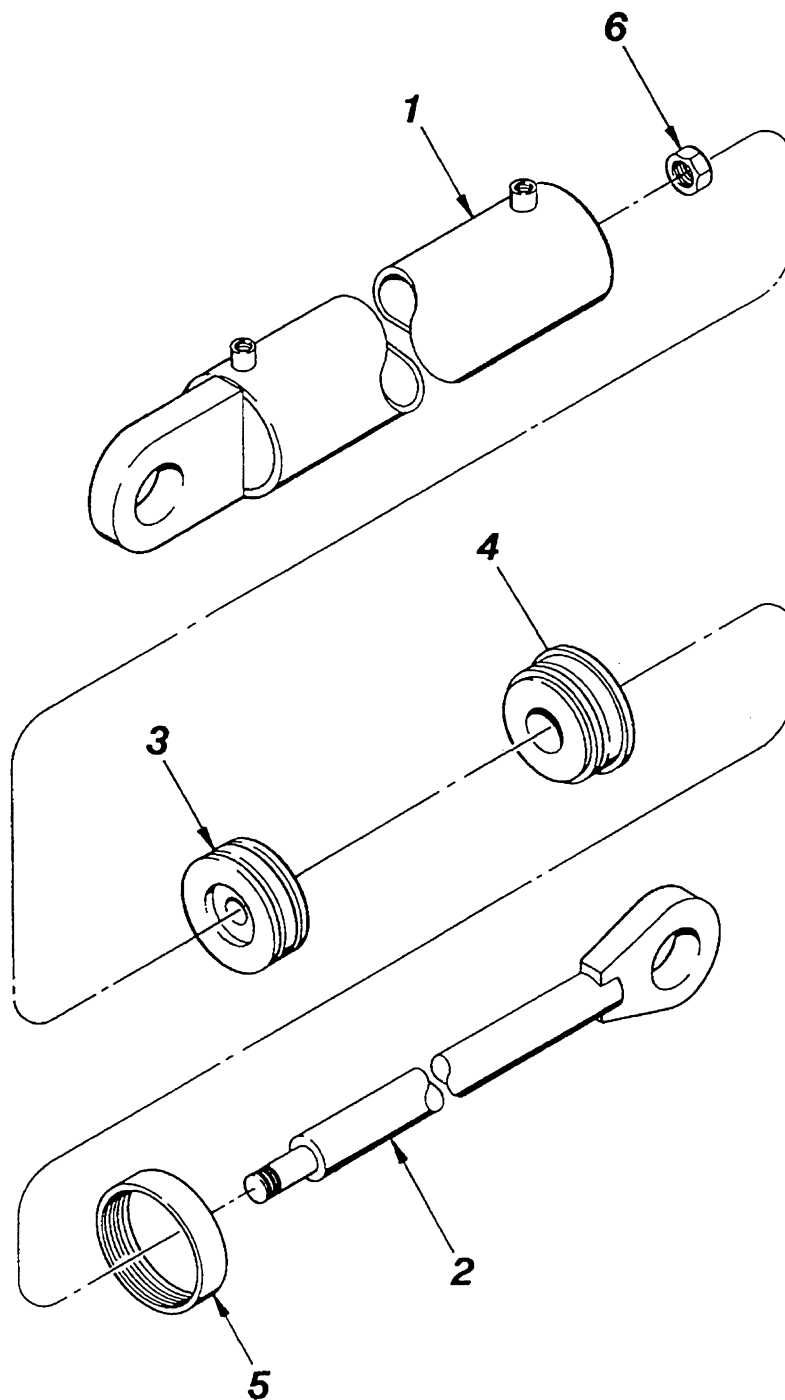
ITEM	PART NO.	DESCRIPTION	QTY.	SERIAL NO.	REMARKS
—	P20131	Cylinder Assembly, Boom Extension	-	761 – 1899	Incl. Items 1-7
1	P24363	Barrel Weldment	1	" – "	
2	P24377	Rod, Cylinder	1	" – "	
3	P24389	Piston	1	" – "	
4	P24390	Bearing, Rod	1	" – "	
5	P24407	Stroke Limiter	1	" – "	
6	P24429	Nut	1	" – "	
7	P24433	Set Screw	1	" – "	
NI	P24440	Seal Kit	1	" – "	



**Figure 18386-2**

## 18386-2

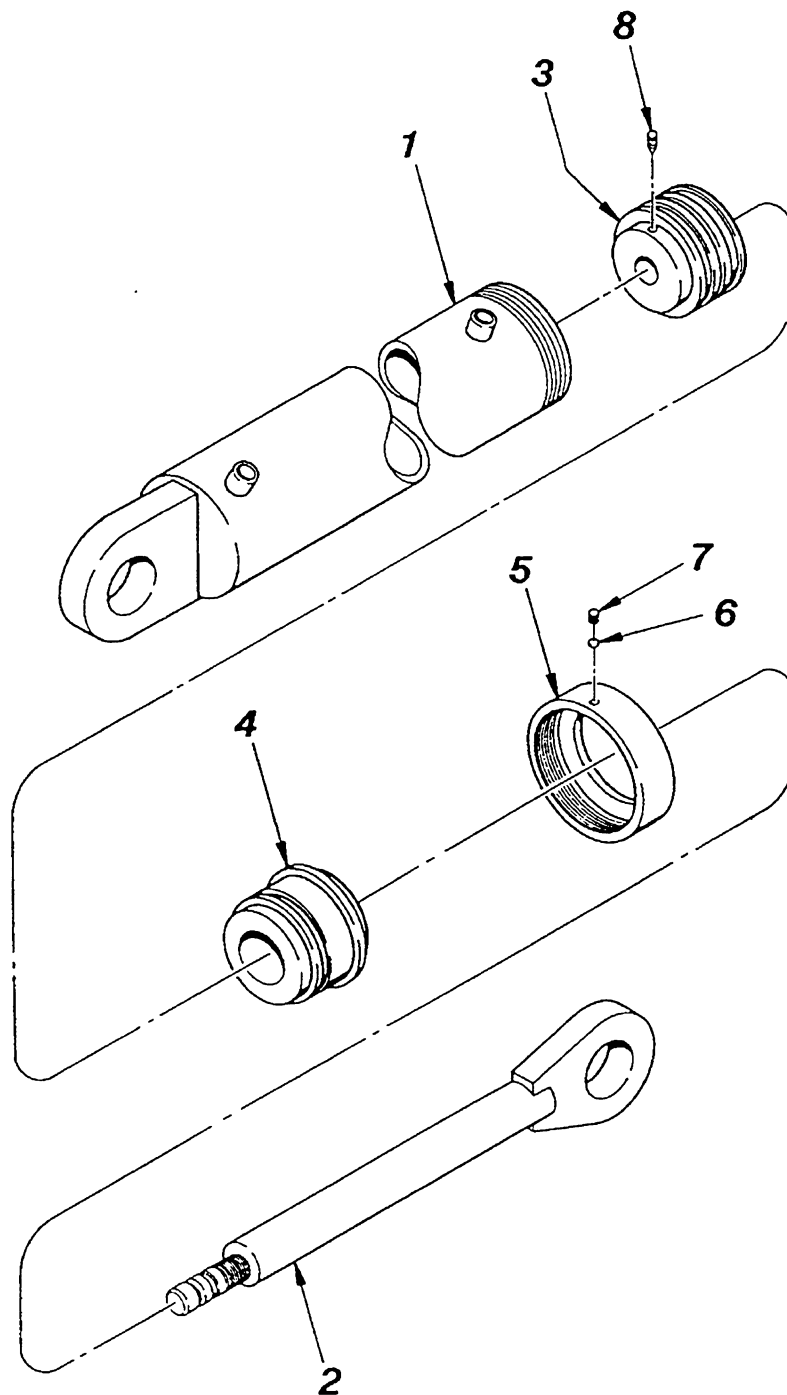
ITEM	PART NO.	DESCRIPTION	QTY.	SERIAL NO.	REMARKS
—	P27570	Cylinder Assembly, Boom Extension	—	1900 —	Incl. Items 1-7
1	P27223	Barrel Weldment	1	" — "	For S/N 1900-1992 Purchase P26335 Counterbalance Valve (25 GPM) with Barrel.
2	P27248	Rod, Cylinder	1	" — "	
3	P24389	Piston	1	" — "	
4	P24390	Bearing, Rod	1	" — "	
5	P27858	Stroke Limiter	1	" — "	
6	P24429	Nut	1	" — "	
7	P24433	Set Screw	1	" — "	
NI	P24440	Seal Kit	1	" — "	



**Figure 18387**

18387

ITEM	PART NO.	DESCRIPTION	QTY.	SERIAL NO.	REMARKS
—	P19940	Cylinder Assembly, Rear Carriage Tilt	-	101 – 760	Incl. Items 1-6
1	P20846	Barrel Weldment	1	" – "	
2	P20847	Rod Weldment	1	" – "	
3	P19216	Piston	1	" – "	
4	P20088	Rod Bearing	1	" – "	
5	P19207	Bearing Retainer	1	" – "	
6	P19217	Nut, Lock	1	" – "	
NI	P19522	Seal Kit	1	" – "	

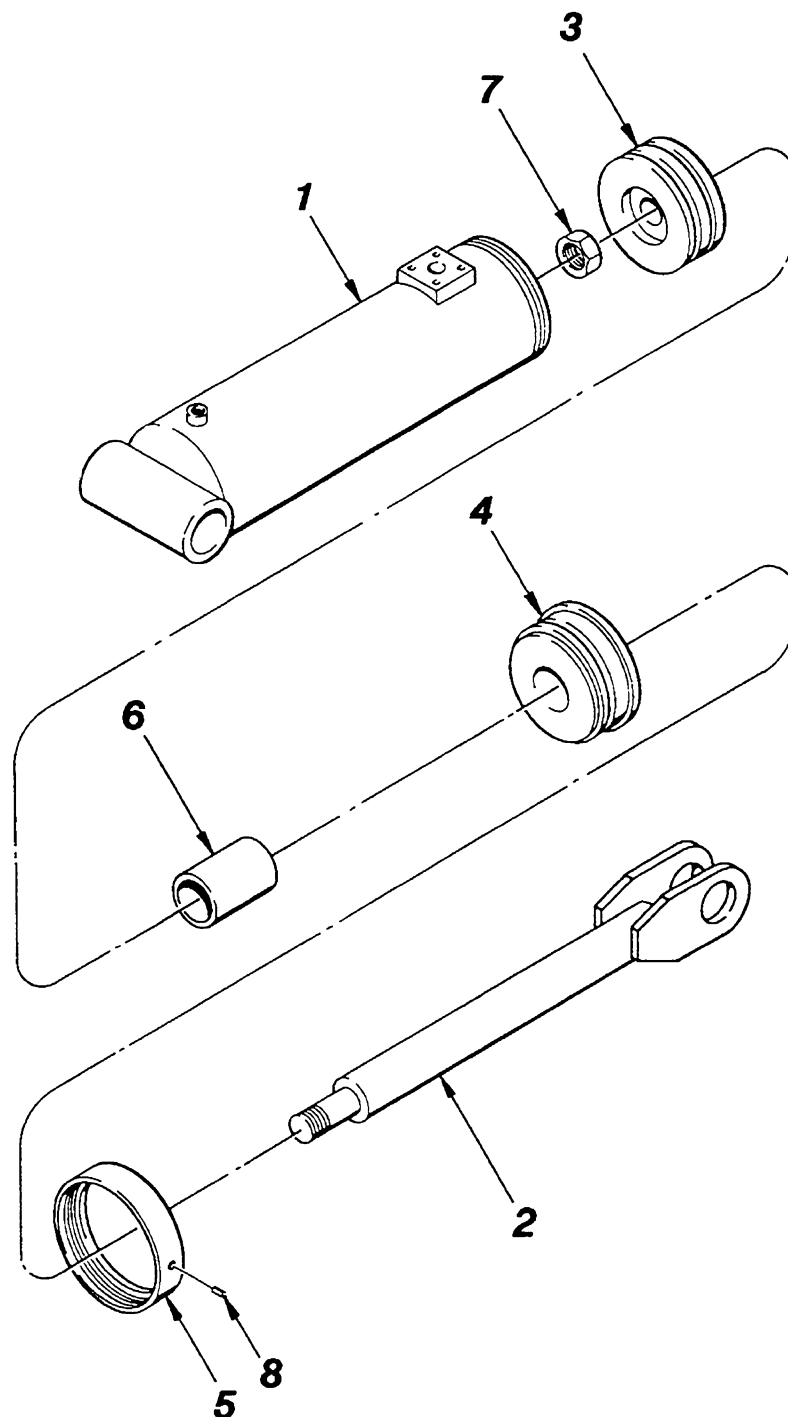


**Figure 18387-1**



## 18387-1

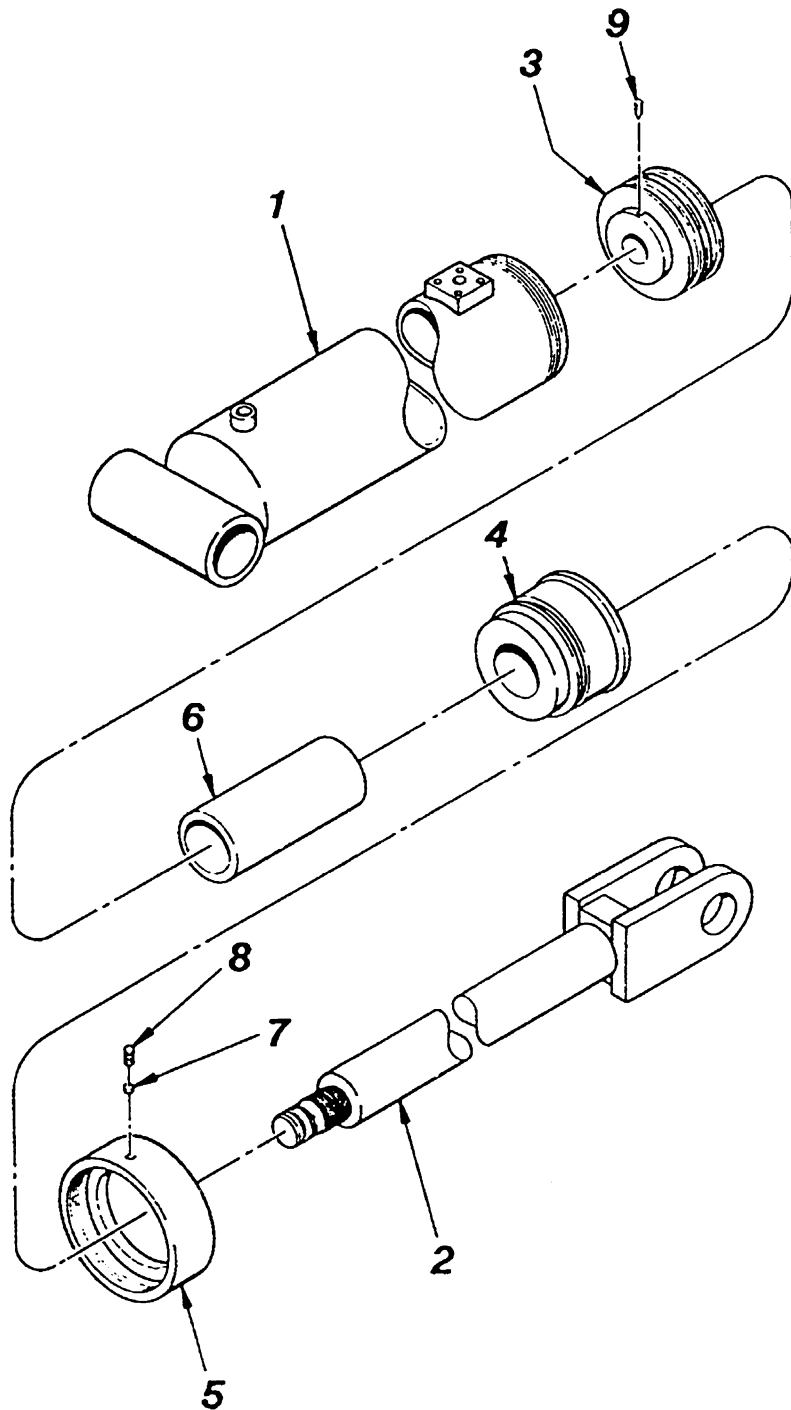
ITEM	PART NO.	DESCRIPTION	QTY.	SERIAL NO.	REMARKS
—	P24738	Cylinder Assembly, Carriage Tilt, Rear	—	761 —	Incl. Items 1-8
1	P24890	Weldment, Barrel	1	" — "	
2	P24900	Weldment, Rod	1	" — "	
3	P24379	Piston	1	" — "	
4	P24910	Bearing, Rod	1	" — "	
5	P24402	Retainer, Rod Bearing	1	" — "	
6	P24431	Plug, Nylon	1	" — "	
7	P24434	Setscrew	1	" — "	
8	P24435	Setscrew	1	" — "	
NI	P24439	Seal Kit	1	" — "	



**Figure 18388**

18388

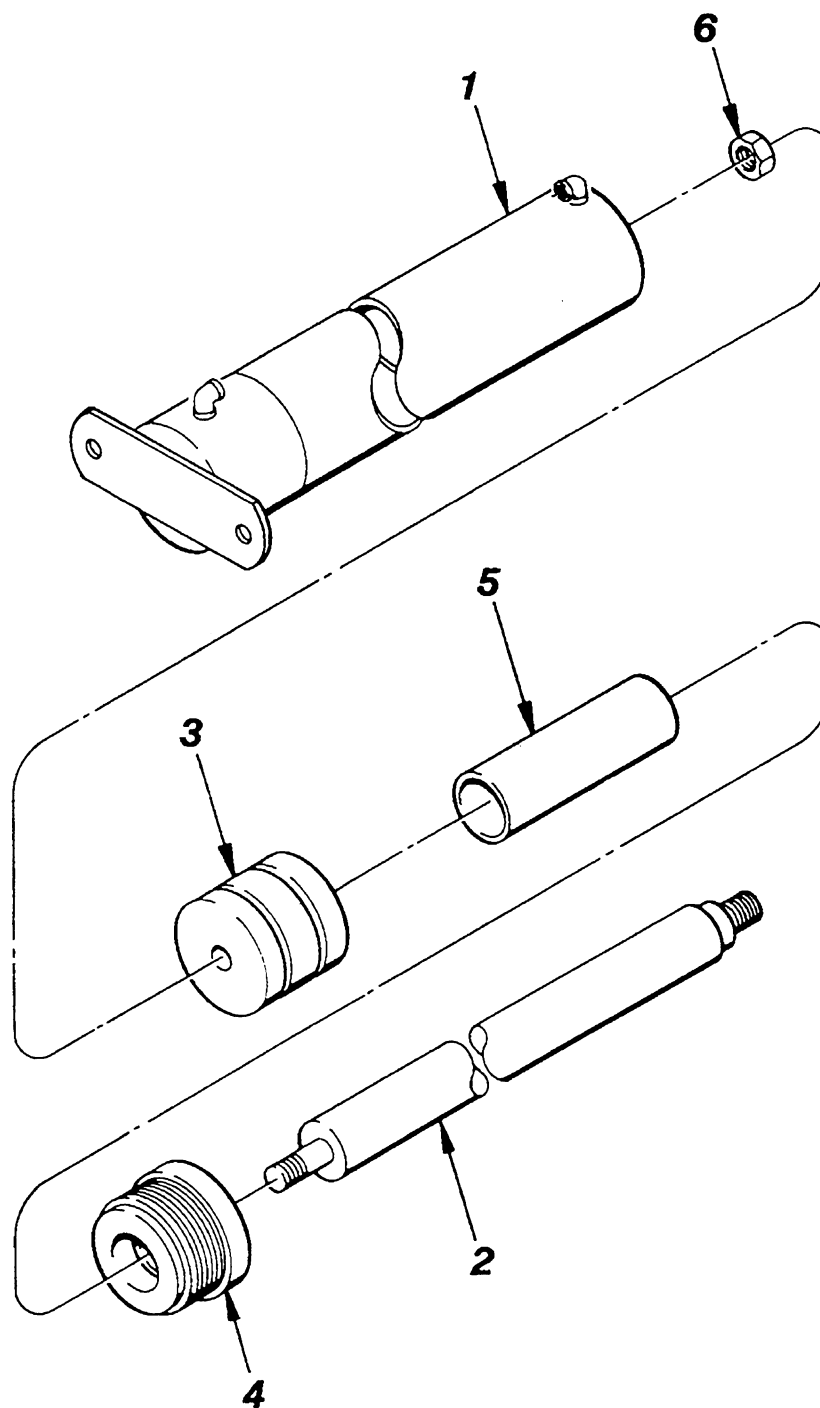
ITEM	PART NO.	DESCRIPTION	QTY	SERIAL NO.	REMARKS
—	P19941	Cylinder Assembly, Carriage Tilt, Front	—	101 – 760	Incl. Items 1-8
1	P20844	Barrel Weldment	1	" — "	
2	P20845	Rod Weldment	1	" — "	
3	P19216	Piston	1	" — "	
4	P20088	Rod Bearing	1	" — "	
5	P19207	Bearing Retainer	1	" — "	
6	P19245	Stroke Limiter	1	" — "	
7	P19217	Nut, Lock	1	" — "	
8	P19208	Setscrew	1	" — "	
NI	P19522	Seal Kit	1	" — "	



**Figure 18388-1**

## 18388-1

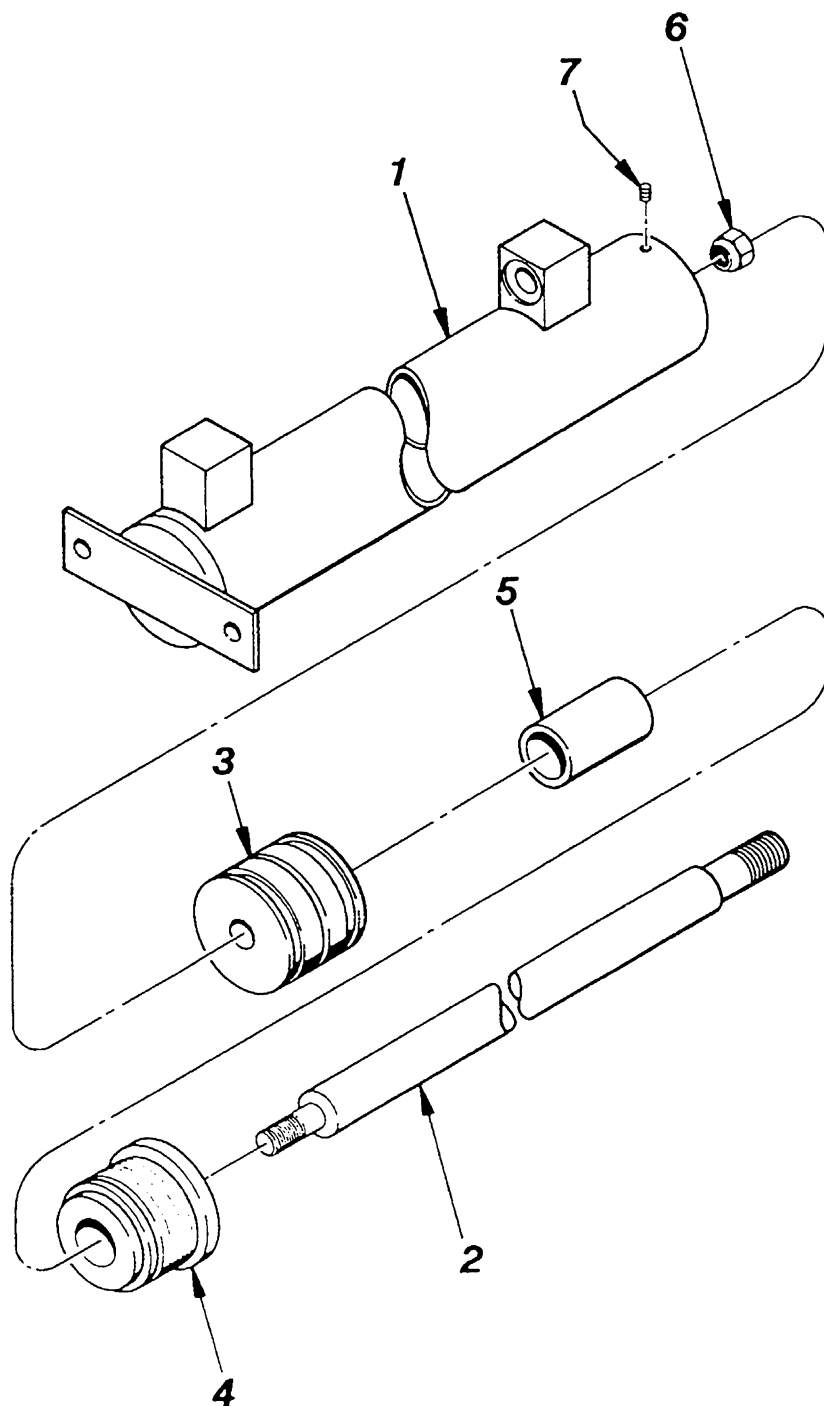
ITEM	PART NO.	DESCRIPTION	QTY.	SERIAL NO.	REMARKS
—	P24739	Cylinder Assembly, Carriage Tilt, Front	—	761 —	Incl. Items 1-9
1	P24360	Weldment, Barrel	1	" — "	
2	P24364	Weldment, Rod	1	" — "	
3	P24379	Piston	1	" — "	
4	P24910	Bearing, Rod	1	" — "	
5	P24402	Bearing Retainer	1	" — "	
6	P24918	Stroke Limiter	1	" — "	
7	P24431	Plug, Nylon	1	" — "	
8	P24434	Setscrew	1	" — "	
9	P24435	Setscrew	1	" — "	
NI	P24439	Seal Kit	1	" — "	



**Figure 18393**

18393

ITEM	PART NO.	DESCRIPTION	QTY	SERIAL NO.	REMARKS
—	P19938	Transfer Cylinder	-	101 – 761	Incl. Items 1-6
1	P20823	Weldment, Barrel	1	" – "	
2	P20824	Rod, Cylinder	1	" – "	
3	P20828	Piston	1	" – "	
4	P20822	Bearing, Rod	1	" – "	
5	P20827	Stroke Limiter	1	" – "	
6	P20085	Nut, Lock	1	" – "	
NI	P20826	Seal Kit	1	" – "	



**Figure 18393-1**



## 18393-1

ITEM	PART NO.	DESCRIPTION	QTY	SERIAL NO.	REMARKS
—	P24744	Cylinder Assembly, Transfer	—	761 —	Incl. Items 1-7
1	P24891	Weldment, Barrel	1	" — "	
2	P24901	Rod, Cylinder	1	" — "	
3	P24389	Piston	1	" — "	
4	P24390	Bearing, Rod	1	" — "	
5	P24915	Stroke Limiter	1	" — "	
6	P24425	Nut, Lock	1	" — "	
7	P24433	Setscrew	1	" — "	
NI	P24440	Seal Kit	1	" — "	



# TABLE OF CONTENTS

<u>Group</u>	<u>Page</u>	<u>Group</u>	<u>Page</u>
INDEX .....	iii		
Lower Hydraulic Assembly .....	2		
Joystick Control Hydraulics Assembly.....	40		
Joystick Assembly (Monsun) .....	42		
Joystick Assembly (Vickers) .....	52		
Joystick Handle Assembly (Vickers) .....	54		
Frame Hydraulics Assembly.....	60		
Test Port Hydraulics Assembly .....	64		
Hydraulic Steering Assembly.....	70		
Hydraulic Steering and Diff. Lock Assembly.....	72		
Boom Joystick Control Assembly .....	80		
Four Spool Control Handle Assembly .....	84		
Frame Tilt Cylinder Assembly .....	86		

# TABLE OF CONTENTS

# INDEX

<u>Title</u>	<u>Page</u>	<u>Title</u>	<u>Page</u>
Boom Joystick Control Assembly . . . . .	80, 82	Sight Gauge, Hydraulic Oil . . . . .	14, 20, 24
Bushings . . . . .	80, 82	Sight Gauge, Hyd. Oil . . . . .	28, 32, 36
Rod End . . . . .	80, 82	Strainer, Hydraulic Oil . . . . .	2, 8, 14, 20, 24, 28, 32, 36
Four Spool Control Handle Assembly . . . . .	84	Valve, Accumulator Charge . . . . .	28, 36
Frame Hydraulics Assembly . . . . .	60, 62	Valve, Counterbalance . . . . .	2, 8, 14, 20, 24
Cylinder, Frame Tilt . . . . .	60, 62	Valve, Priority . . . . .	8, 14, 20, 24, 28, 32, 36
Valve, Counterbalance . . . . .	60, 62	Valve, 2 Spool, Boom Control . . . . .	2, 8, 14
Frame Tilt Cylinder Assembly . . . . .	86, 88	2 Spool Valve, Boom Control . . . . .	20, 24
Seal Kit . . . . .	86, 88	4 Spool Valve, Controls . . . . .	2, 8, 14, 20, 24
Hydraulic Steering and Diff. Lock Assembly . . . . .	72, 76, 78	Test Port Hydraulics Assembly . . . . .	64, 66, 68
Relief Valve, Diff. Lock . . . . .	72, 76		
Seal Kit, Steer Motor . . . . .	72, 76, 78		
Steer Motor . . . . .	72, 76, 78		
Valve, Differential Lock . . . . .	72, 76		
Valve, Steering Selector . . . . .	72, 76, 78		
Hydraulic Steering Assembly . . . . .	70		
Seal Kit, Steer Motor . . . . .	70		
Steer Motor . . . . .	70		
Valve, Steering Selector . . . . .	70		
Joystick Assembly (Monsun) . . . . .	42, 46		
Joystick Assembly (Vickers) . . . . .	52, 56		
Joystick Control Hydraulics Assembly . . . . .	40, 50		
Filter, Pressure . . . . .	40, 50		
Joystick Handle Assembly (Vickers) . . . . .	54, 58		
Lower Hydraulic Assembly . . . . .	2, 8, 14, 20, 24, 28, 32, 36		
Breather, Hydraulic Oil . . . . .	2, 8, 14, 20, 24		
Breather, Hydraulic Tank . . . . .	28, 32, 36		
Cylinder, Frame Tilt . . . . .	2, 8, 18, 22, 26		
Cylinder, Transfer . . . . .	2, 8, 18, 22, 26		
Filter Element, Hydraulic Oil . . . . .	14, 20, 24, 28, 32, 36		
Filter, Hydraulic Oil . . . . .	8		
Filter, Hydraulic Oil (Spin-On) . . . . .	2		
Gasket, Webster Pump . . . . .	2, 8		
Gauge, Hydraulic Oil Pressure . . . . .	2		
Gauge, Pressure . . . . .	14, 20, 24, 28, 32, 36		
Priority Valve . . . . .	2		
Pump, Gear . . . . .	12, 14, 20, 24, 28, 32, 36		
Pump, Vane . . . . .	12, 14		
Pump, Webster . . . . .	2, 8		
Retrofit Kit, Valve, 2 Spool, Boom Control . . . . .	2, 8, 14		
Return Filter, Hydraulic Oil . . . . .	14, 20, 24, 28, 32, 36		
Seal Kit - Replacement Valve . . . . .	2, 8, 14		
Seal Kit - 2 Spool Valve - Boom Control . . . . .	2, 8, 14, 20, 24		
Seal Kit - 4 Spool Valve - Main Controls . . . . .	2, 8, 14, 20		
Seal Kit, Counterbalance Valve . . . . .	2, 8, 14, 20, 24		

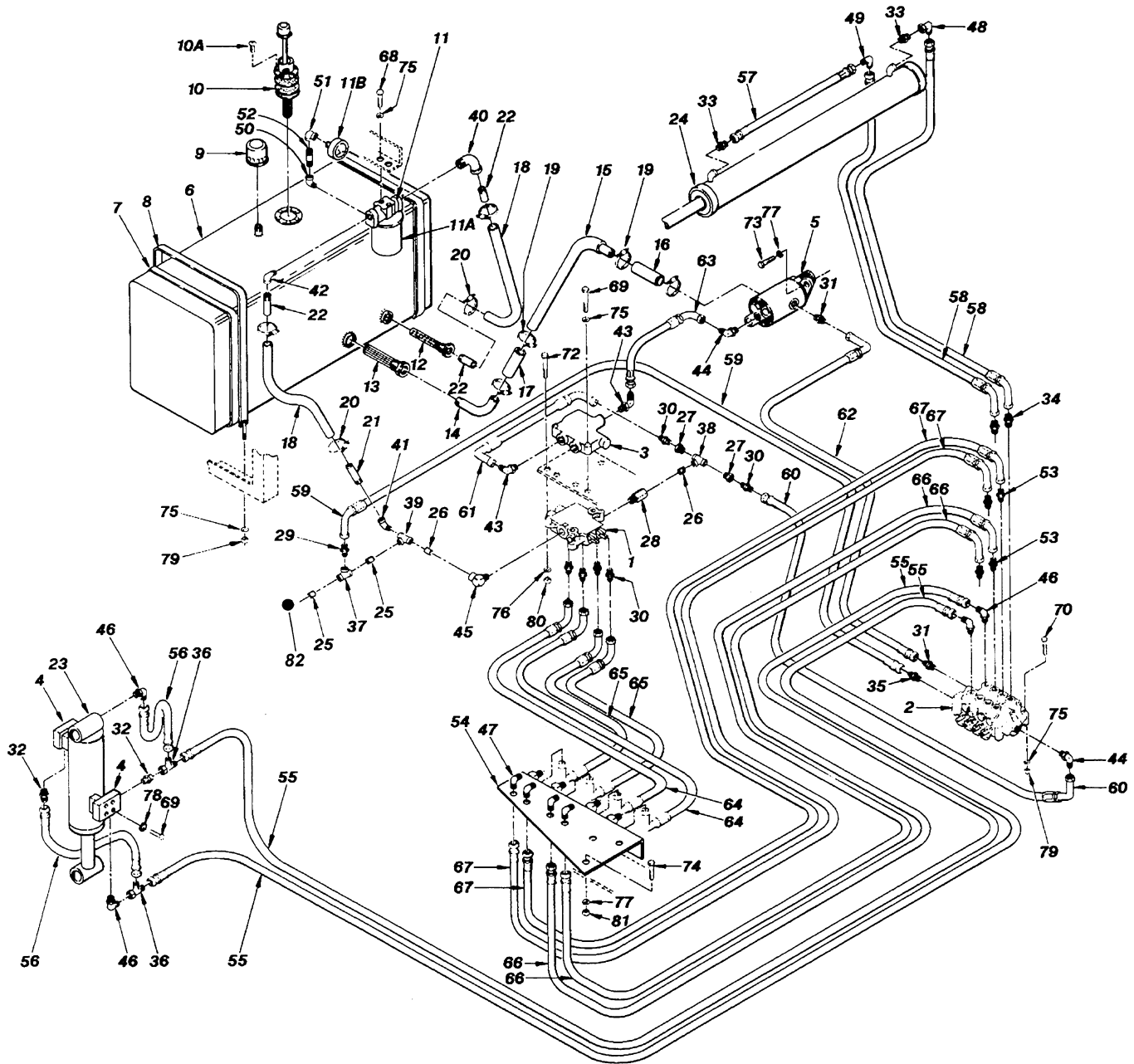
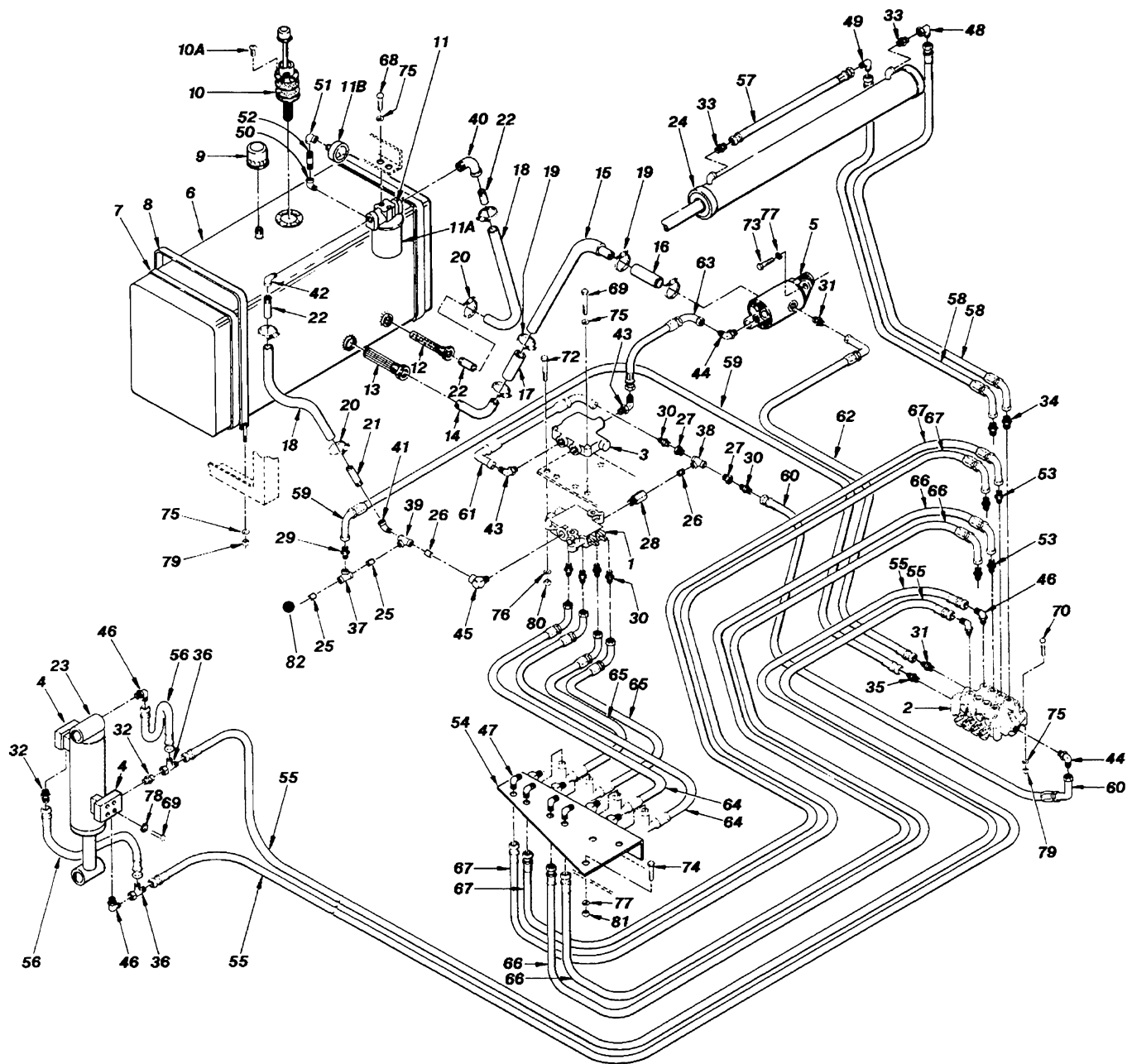


Figure 18358

18358 (1 of 3)

ITEM	PART NO.	DESCRIPTION	QTY	SERIAL NO.	REMARKS
1	P18196	Valve, 2 Spool, Boom Control	1	101 - 146	
	25700D	Retrofit Kit, Valve, 2 Spool, Boom Control	-	" - "	Includes P27362 Valve. For retrofitted machines only.
	P27362	Valve, 2 Spool, Boom Control	-	" - "	Used with 25700D Kit only.
NI	P20276	Seal Kit - 2 Spool Valve - Boom Control	-	" - "	For P18196 Valve.
NI	P27370	Seal Kit - Replacement Valve	-	" - "	For P27362 Valve.
2	P18197	4 Spool Valve, Controls	1	" - "	
NI	—	Seal Kit - 4 Spool Valve - Main Controls	-	" - "	
	P21758	Valve Section (1 Req. per section)	-	" - "	
	P21759	Main Relief	-	" - "	
3	P19292	Priority Valve	1	" - "	
4	P17686	Valve, Counterbalance	2	" - "	
NI	P21486	Seal Kit, Counterbalance Valve	-	" - "	
5	P19919	Pump, Webster	1	" - "	
NI	P19921	Gasket, Webster Pump	REF	" - "	
NI	P19946	Tube, Suction	REF	" - "	
6	P20352	Tank, Fuel/Hydraulic Oil (Includes Fuel Sender)	1	" - "	
7	P20284	Belting, Chemprene	2	" - "	
8	15781B	Strap, Tank Hold Down	2	" - "	
9	P18819	Breather, Hydraulic Oil	1	" - "	
10	P19876	Oil Filler, Hydraulic Tank	1	" - "	
10A	P03541	Tapping Screw, Slotted Rd. Hd.	6	" - "	#10-32 x 1/2"
11	P19800	Filter Base	1	" - "	Use P13587 for Canister type Filter
11A	P19801	Filter, Hydraulic Oil (Spin-On)	-	" - "	Use P13586 for Canister type Filter
11B	P13686	Gauge, Hydraulic Oil Pressure	-	" - "	
12	P19877	Diffuser, Oil Return	1	" - "	
13	P19878	Strainer, Hydraulic Oil	1	" - "	
14	16747B	Elbow, Suction Tube	1	" - "	Lower
15	18276B	Elbow, Suction Tube	1	" - "	Upper
16	N11592	Hose, Suction	1	" - "	1 1/2" I.D.
17	N11553	Hose, Suction	1	" - "	2 3/8" I.D.
18	P21720	Hose, Return	A/R	" - "	1 1/4"
19	P10601	Clamp, Hose	4	" - "	#26
20	P14043	Clamp, Hose	4	" - "	#24
21	P24780	Swaged Hose Nipple	1	" - "	
22	P18142	Swaged Hose Nipple	3	" - "	
23	P19937	Cylinder, Frame Tilt	1	" - "	
24	P19938	Cylinder, Transfer	1	" - "	
25	P10105	Nipple, Close	2	" - "	

# LOWER HYDRAULICS



### Figure 18358



**18358 (2 of 3)**

ITEM	PART NO.	DESCRIPTION	QTY.	SERIAL NO.	REMARKS
26	P10900	Nipple, Close	2	" - "	
27	P10180	Reducer Bushing	2	" - "	
28	P19054	Adapter, O-Ring/Female Pipe	1	" - "	
29	P18933	Connector, JIC - Pipe	1	" - "	
30	P17804	Connector, JIC - Pipe	6	" - "	
31	P17805	Connector, O-Ring	2	" - "	
32	P19478	Connector, O-Ring	2	" - "	
33	P18936	Connector, O-Ring	2	" - "	
34	P18937	Connector, O-Ring (Long)	2	" - "	
35	P18997	Connector, O-Ring	1	" - "	
36	P19412	Tee, Swivel	2	" - "	
37	P10106	Tee, Pipe	1	" - "	
38	P10173	Tee, Pipe	1	" - "	
39	P19052	Tee, Pipe - Reducer	1	" - "	
40	P10138	45° Elbow, Street	1	" - "	
41	P10219	45° Elbow, Street	1	" - "	
42	P10133	90° Elbow, Street	1	" - "	
43	P17802	90° Elbow, O-Ring	2	" - "	
44	P19055	90° Elbow, O-Ring	2	" - "	
45	P19056	90° Elbow, O-Ring/Female Pipe	1	" - "	
46	P18935	90° Elbow, O-Ring	4	" - "	
47	P18931	90° Elbow, Bulkhead	4	" - "	
48	P18957	90° Elbow, Swivel	1	" - "	
49	P18959	90° Elbow, Union	1	" - "	
50	P10201	90° Elbow, Street	1	" - "	
51	P10223	90° Elbow, Pipe	1	" - "	
52	P10757	Nipple, Pipe	1	" - "	
53	P18944	Connector, O-Ring	1	" - "	
54	15994C	Hose Junction Mount Bracket	1	" - "	
55	P19049	Hyd. Hose	2	" - "	.25" x 104"
56	P19490	Hyd. Hose	2	" - "	.25" x 24"
57	P21366	Hyd. Hose	1	" - "	.38" x 78"
58	P21342	Hyd. Hose	1	" - "	.38" x 149"
59	P18911	Hyd. Hose	1	" - "	.50" x 28"
60	P18922	Hyd. Hose	1	" - "	.75" x 24"
61	P19494	Hyd. Hose	1	" - "	.75" x 12"
62	P18897	Hyd. Hose	1	" - "	.75" x 32"
63	P20994	Hyd. Hose	1	" - "	.75" x 34"
64	P21354	Hyd. Hose	2	" - "	.75" x 33"
65	P21355	Hyd. Hose	2	" - "	.75" x 36"
66	P21356	Hyd. Hose	2	" - "	.38" x 61"
67	P21357	Hyd. Hose	2	" - "	.38" x 65"
68	P00104	Bolt, Hx.	2	" - "	5/16"-18 x 1"
69	P00109	Bolt, Hx.	10	" - "	5/16"-18 x 2 1/4"
70	P00111	Bolt, Hx.	3	" - "	5/16"-18 x 2 3/4"

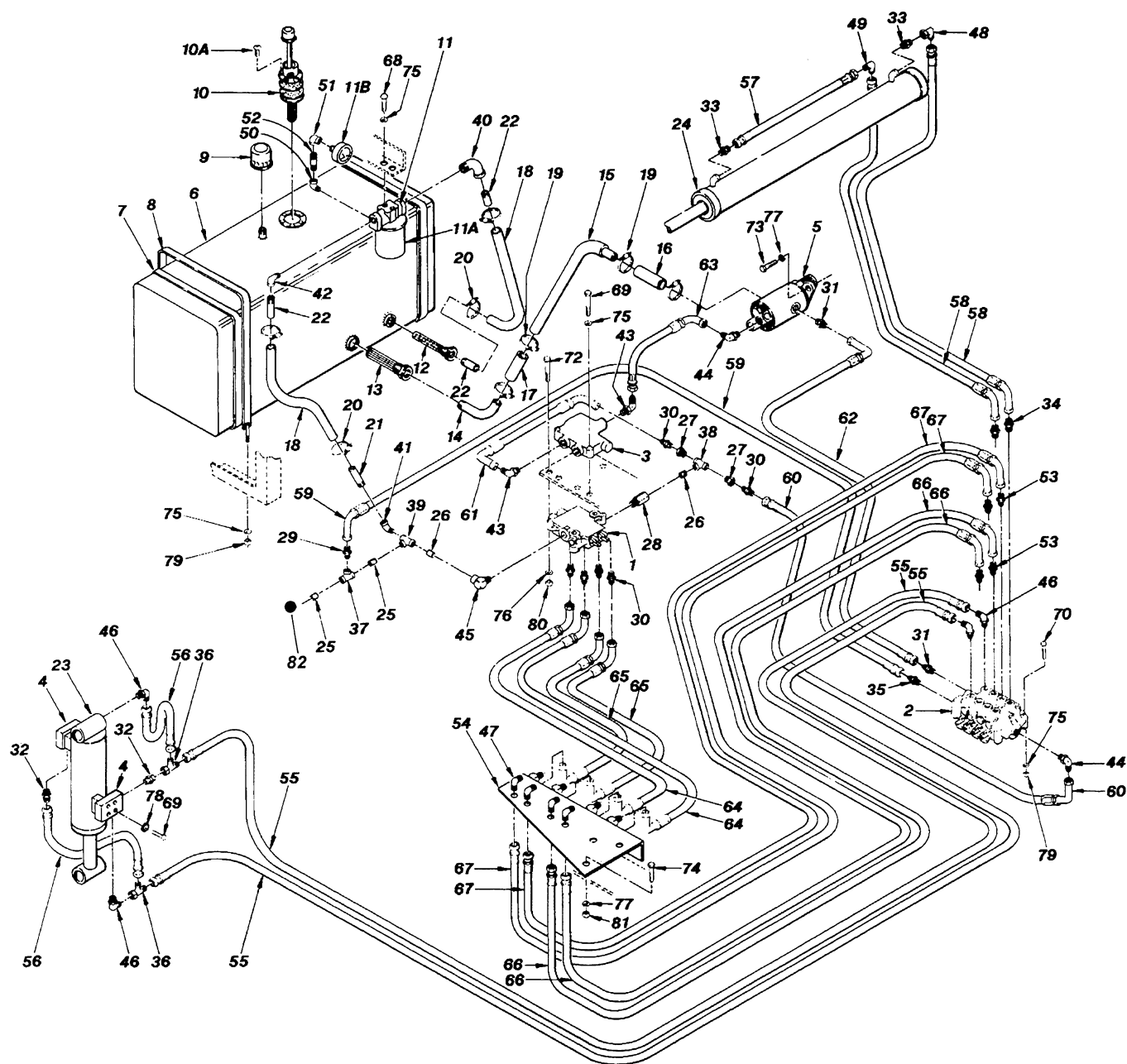


Figure 18358

## 18358 (3 of 3)

ITEM	PART NO.	DESCRIPTION	QTY	SERIAL NO.	REMARKS
NI	P00204	Bolt, Hx.	2	" - "	3/8"-16 x 1"
72	P00210	Bolt, Hx.	3	" - "	3/8"-16 x 2 1/2"
73	P00402	Bolt, Hx.	2	" - "	1/2"-13 x 1"
74	P00403	Bolt, Hx.	3	" - "	1/2"-13 x 1 1/4"
75	P01309	Lockwasher	11	" - "	5/16"
76	P01310	Lockwasher	5	" - "	3/8"
77	P01312	Lockwasher	5	" - "	1/2"
78	P01358	Starwasher	8	" - "	5/16"
79	P01507	Nut, Hx.	7	" - "	5/16"-18
80	P01508	Nut, Hx.	5	" - "	3/8"-16
81	P01510	Nut, Hx.	3	" - "	1/2"-13
82	See Page 5-70	Steering Hydraulics	-	.....	

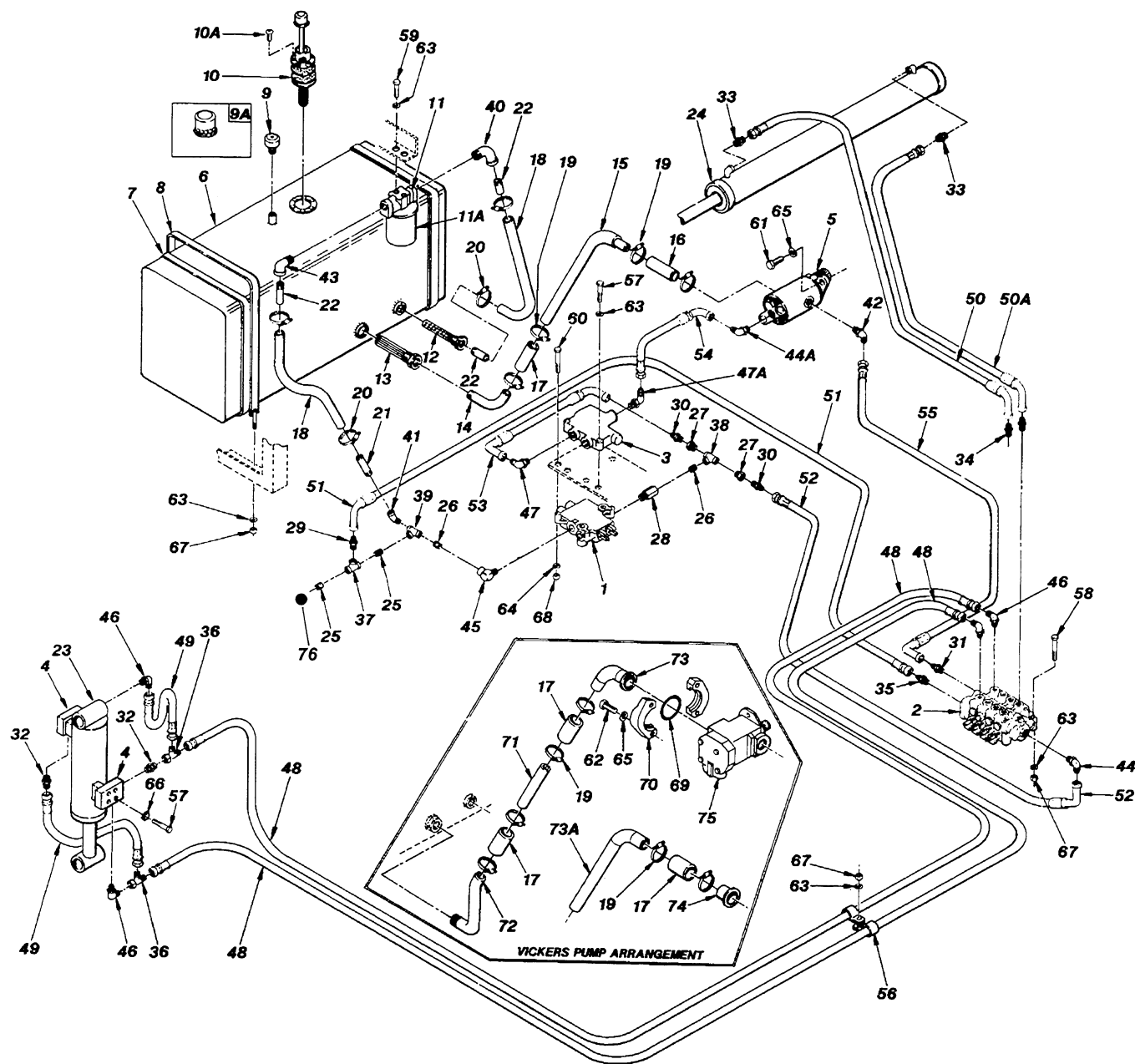


Figure 18358-1

## 18358-1 (1 of 3)

ITEM	PART NO.	DESCRIPTION	QTY	SERIAL NO.	REMARKS
1	P18196	Valve, 2 Spool, Boom Control	1	147 - 739	
	25700D	Retrofit Kit, Valve, 2 Spool, Boom Control	-	" - "	Includes P27362 Valve. For retrofitted machines only.
	P27362	Valve, 2 Spool, Boom Control	-	" - "	Used with 25700D Kit only.
NI	P20276	Seal Kit - 2 Spool Valve - Boom Control	-	" - "	For P18196 Valve.
NI	P27370	Seal Kit - Replacement Valve	-	" - "	For P27362 Valve.
2	P18197	4 Spool Valve, Controls	1	" - "	
NI	—	Seal Kit - 4 Spool Valve - Main Controls	-	" - "	
	P21758	Valve Section (1 Req. per section)	-	" - "	
	P21759	Main Relief	-	" - "	
3	P19292	Valve, Priority	1	" - "	
4	P17686	Valve, Counterbalance	2	" - "	
NI	P21486	Seal Kit, Counterbalance Valve	-	" - "	
5	P19919	Pump, Webster	1	" - "	
NI	P19921	Gasket, Webster Pump	REF	" - "	
NI	P19946	Tube, Suction	REF	" - "	
6	P20352	Tank, Fuel/Hydraulic Oil	1	" - "	Includes Fuel Sender
7	P20284	Belting, Chemprene	2	" - "	
8	15781B	Strap, Tank Hold Down	2	" - "	
9	P21674	Breather, Hydraulic Oil	1	" - "	
9A	P18819	Breather, Hydraulic Oil	-	101 - 492	
10	P19876	Oil Filler, Hydraulic Tank	1	147 - 739	
10A	P03541	Tapping Screw, Slotted Rd. Hd.	6	" - "	#10-32 x 1/2"
11	P19800	Filter, Base	1	" - "	
11A	P19801	Filter, Hydraulic Oil	-	" - "	
12	P19877	Diffuser, Oil Return	1	" - "	
13	P19878	Strainer, Hydraulic Oil	1	" - "	
14	16747B	Elbow, Suction Tube	1	" - "	Lower
15	18276B	Elbow, Suction Tube	1	" - "	Upper
16	N11592	Hose, Suction	1	" - "	1 1/2" I.D.
NI	N11553	Hose, Suction	1	" - "	2 3/8" I.D.
18	P21720	Hose, Return	A/R	" - "	1 1/4"
19	P10601	Clamp, Hose	4	" - "	#36
20	P14043	Clamp, Hose	4	" - "	#24
21	P24780	Swaged Hose Nipple	1	" - "	
22	P18142	Swaged Hose Nipple	3	" - "	
23	P19937	Cylinder, Frame Tilt	1	" - "	
24	P19938	Cylinder, Transfer	1	" - "	
25	P10105	Nipple, Close	2	" - "	
26	P10900	Nipple, Close	2	" - "	
27	P10180	Reducer Bushing	2	" - "	

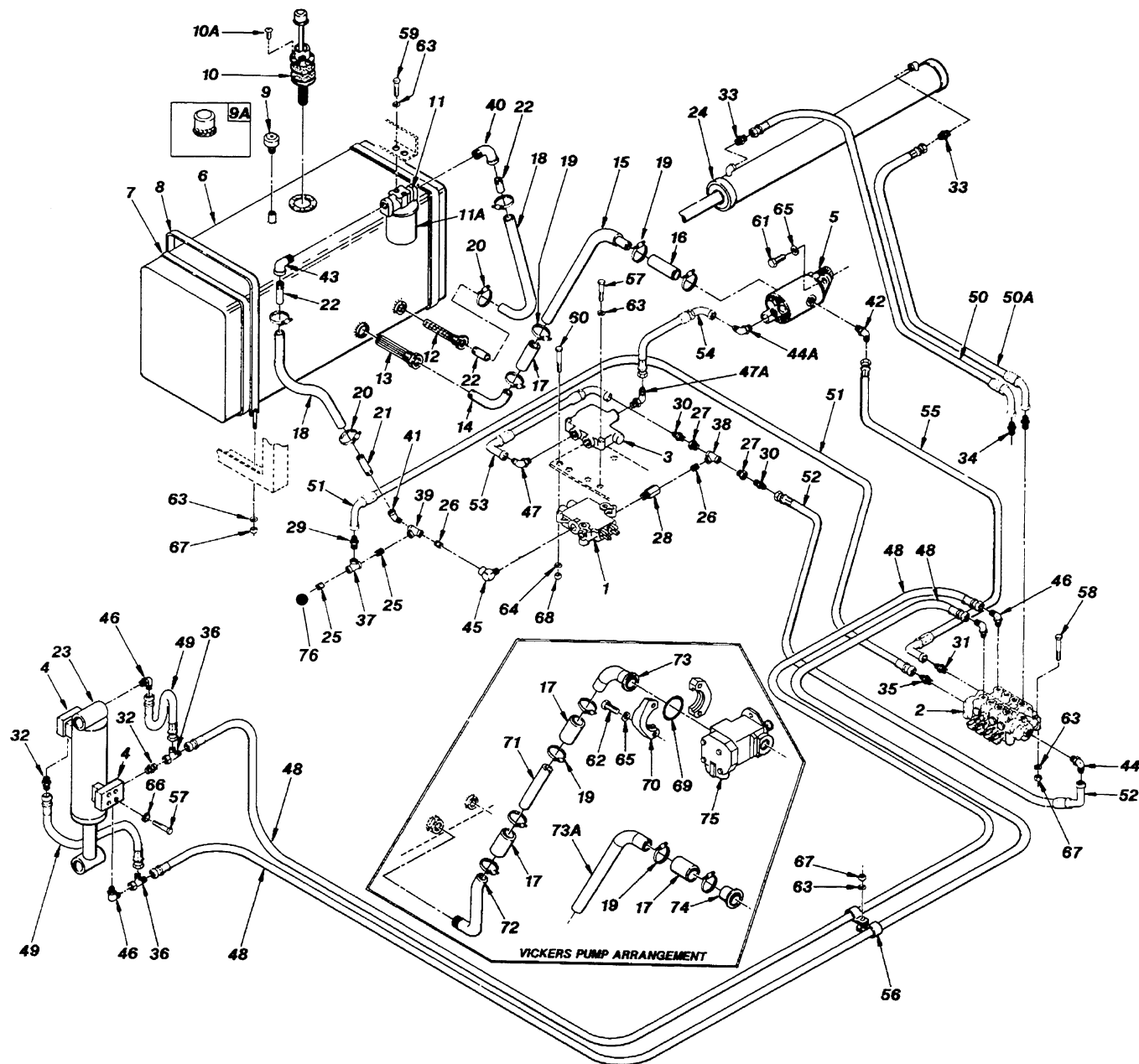


Figure 18358-1

## 18358-1 (2 of 3)

ITEM	PART NO.	DESCRIPTION	QTY.	SERIAL NO.	REMARKS
28	P19054	Adapter, O-Ring/Female Pipe	1	" - "	
29	P18933	Connector, JIC - Pipe	1	" - "	
30	P17804	Connector, JIC - Pipe	2	" - "	
31	P17805	Connector, O-Ring	1	" - "	
32	P19478	Connector, O-Ring	2	" - "	
33	P18936	Connector, O-Ring	2	" - "	
34	P18937	Connector, O-Ring	2	" - "	Long
35	P18997	Connector, O-Ring	1	" - "	
36	P19412	Tee, Swivel	2	" - "	
37	P10106	Tee, Pipe	1	" - "	
38	P10173	Tee, Pipe	1	" - "	
39	P19052	Tee, Pipe - Reducer	1	" - "	
40	P10138	45° Elbow, Street	1	" - "	
41	P10219	45° Elbow, Street	1	" - "	
42	P19147	45° Elbow, O-Ring	1	" - "	
43	P10133	90° Elbow, Street	1	" - "	
44	P19055	90° Elbow, O-Ring	1	" - "	
44A	P19055	90° Elbow, O-Ring	1	" - "	Use P19147 with Vickers Pump
45	P19056	90° Elbow, O-Ring/Female Pipe	1	" - "	
46	P18935	90° Elbow, O-Ring	4	" - "	
47	P17802	90° Elbow, O-Ring	1	" - "	
47A	P17802	90° Elbow, O-Ring	1	" - "	Use P17805 with Funk Transmission
48	P19049	Hose, Hyd.	2	" - "	
49	P19490	Hose, Hyd.	2	" - "	.25" x 104"
50	P18855	Hose, Hyd.	1	" - "	.25" x 24"
50A	P21398	Hose, Hyd.	1	" - "	.38" x 70"
51	P18911	Hose, Hyd.	1	" - "	.38" x 130"
52	P18922	Hose, Hyd.	1	" - "	.50" x 28"
53	P19494	Hose, Hyd.	1	" - "	.75" x 24"
54	P20994	Hose, Hyd.	1	" - "	.75" x 12"
55	P19764	Hose, Hyd.	1	" - "	.75" x 34"
56	P17554	Clamp, Hyd. Hose	4	" - "	.75" x 27"
57	P00109	Bolt, Hx.	10	" - "	
58	P00111	Bolt, Hx.	3	" - "	5/16"-18 x 2 1/4"
59	P00104	Bolt, Hx.	2	" - "	5/16"-18 x 2 3/4"
60	P00210	Bolt, Hx.	2	" - "	5/16"-18 x 1"
61	P00402	Bolt, Hx.	3	" - "	3/8"-16 x 2 1/2"
62	P00404	Bolt, Hx.	2	" - "	1/2"-13 x 1"
63	P01309	Lockwasher	2	" - "	1/2"-13 x 1 1/2" Use with Vickers Pump
64	P01310	Lockwasher	2	" - "	5/16"
65	P01312	Lockwasher	3	" - "	3/8"
66	P01358	Starwasher	2	" - "	1/2"
67	P01507	Nut, Hx.	8	" - "	5/16"
68	P01508	Nut, Hx.	9	" - "	5/16"-18
69	P12971	O-Ring	3	" - "	3/8"-16
70	P17672	Flange Half	1	" - "	Use with Vickers Pump
			2	" - "	Use with Vickers Pump

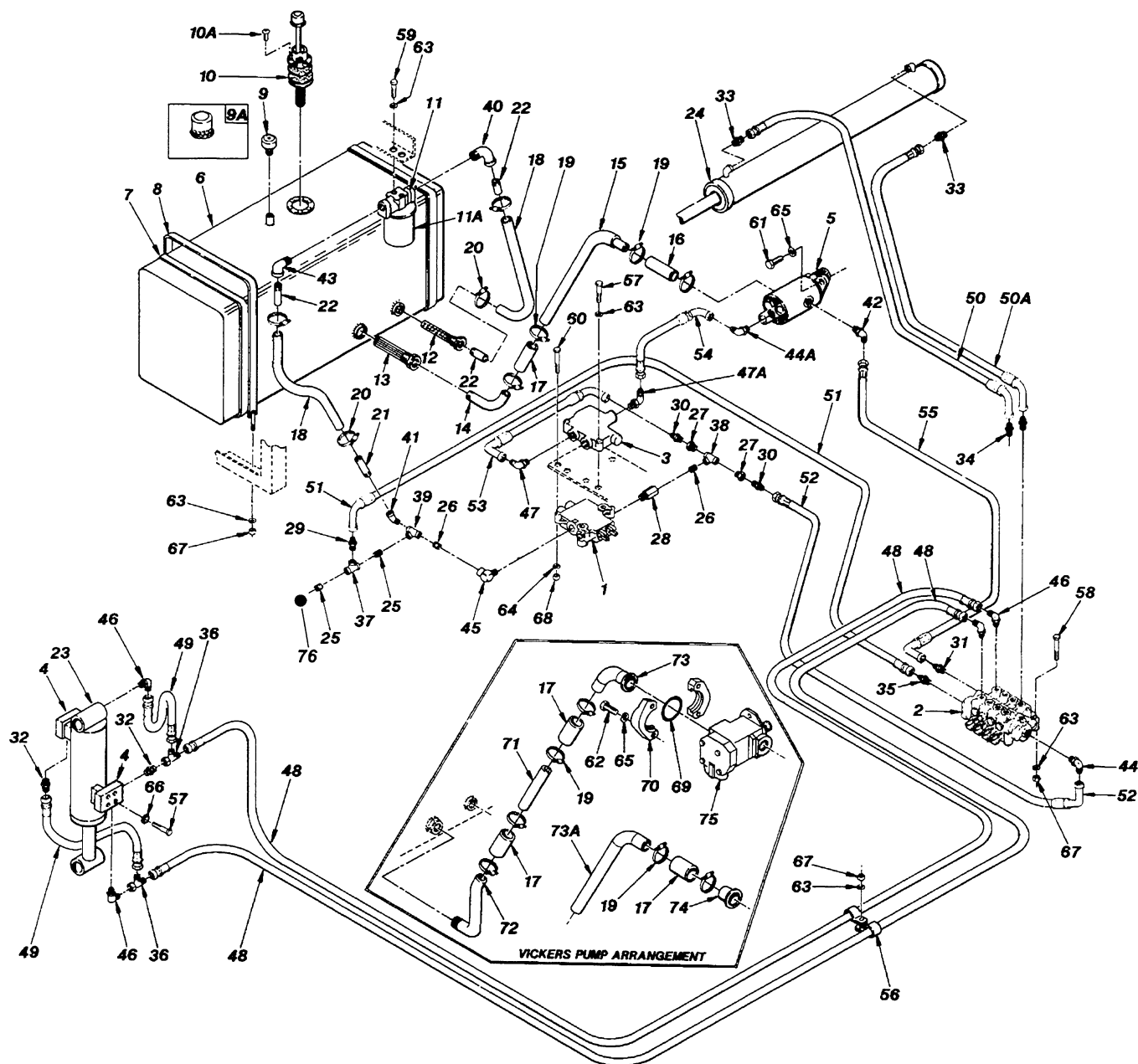


Figure 18358-1



## 18358-1 (3 of 3)

ITEM	PART NO.	DESCRIPTION	QTY.	SERIAL NO.	REMARKS
71	18347-18C	Tube, Suction	1	" - "	Use with Vickers Pump and Clark Transmission
72	18661B	Elbow, Suction Tube, Lower	1	" - "	Use with Vickers Pump
73	16750B	Elbow, Suction Tube, Upper	1	" - "	Use with Vickers Pump and Clark Transmission
73A	18090B	Elbow, Suction Tube, Upper	-	" - "	Use with Vickers Pump and Funk Transmission
74	18518A	Flange Adapter	1	" - "	Use with Vickers Pump and Funk Transmission
75	P20874	Pump, Gear	1	" - "	Clark Transmission
	P19932	Pump, Vane	-	" - "	Funk Transmission
	P24770	Pump, Vane	-	737 - 760	
NI	P16595	O-Ring	1	147 - 739	Vickers Pump to Transmission
76	See Page 5-70	Steering Hydraulics	-	.....	

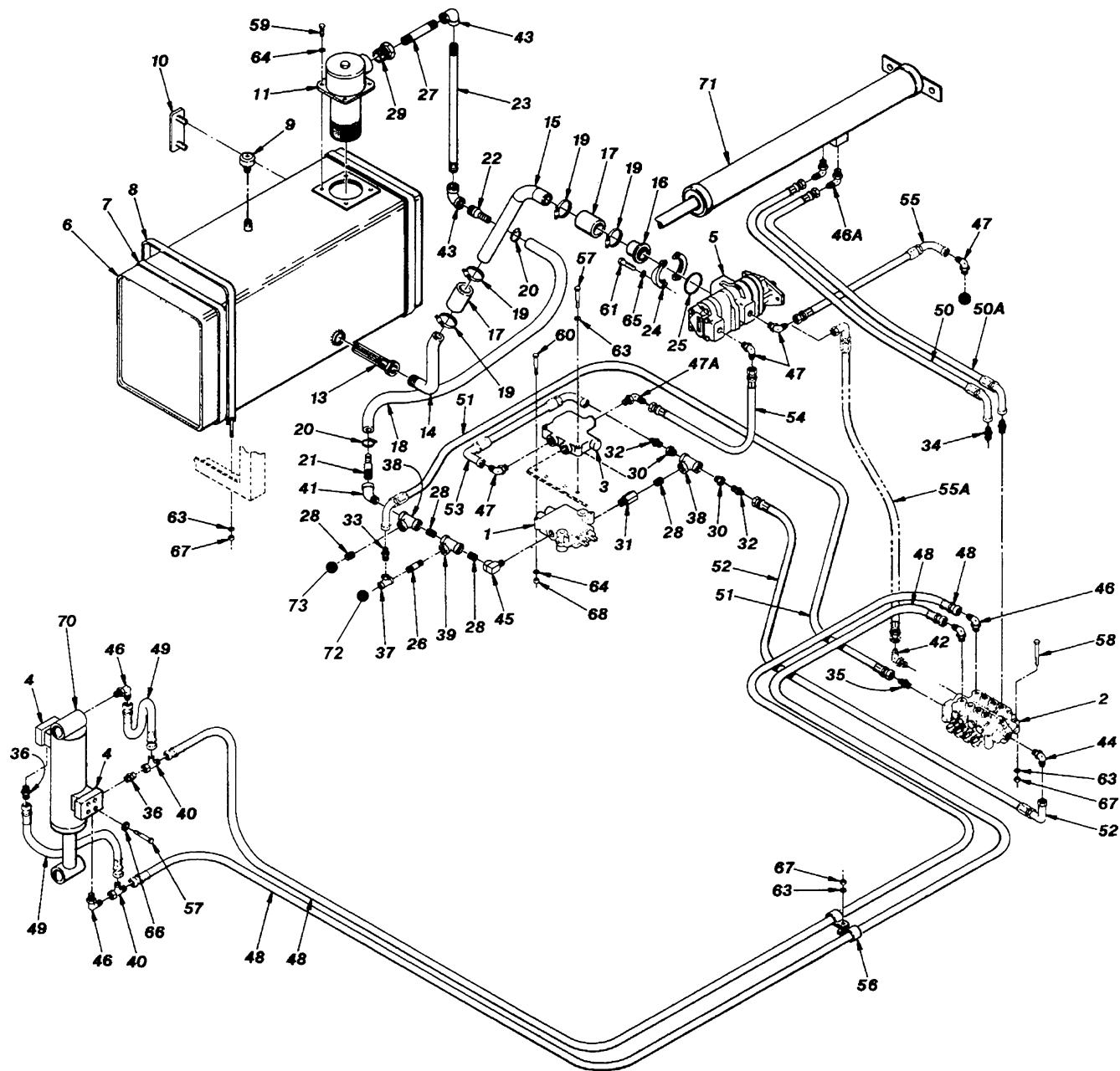


Figure 18358-2

## 18358-2 (1 of 3)

ITEM	PART NO.	DESCRIPTION	QTY	SERIAL NO.	REMARKS
1	P18196	Valve, 2 Spool, Boom Control	1	740 - 1964	
	25700D	Retrofit Kit, Valve, 2 Spool, Boom Control	-	" - "	Includes P27362 Valve. For retrofitted machines only.
	P27362	Valve, 2 Spool, Boom Control	-	" - "	Used with 25700D Kit only.
NI	P20276	Seal Kit - 2 Spool Valve - Boom Control	-	" - "	For P18196 Valve.
NI	P27370	Seal Kit - Replacement Valve	-	" - "	For P27362 Valve.
2	P18197	4 Spool Valve, Controls	1	" - "	
NI	—	Seal Kit - 4 Spool Valve - Main Controls	-	" - "	
	P21758	Valve Section (1 Req. per section)	-	" - "	
	P21759	Main Relief	-	" - "	
3	P19292	Valve, Priority	1	" - "	
4	P17686	Valve, Counterbalance	2	" - "	
NI	P21486	Seal Kit, Counterbalance Valve	-	" - "	
5	P21440	Pump, Gear	1	" - "	G2020
	P24770	Pump, Vane	-	737 - 760	
6	P20403	Tank, Fuel/Hydraulic Oil	1	740 - 1964	Includes Fuel Sender
7	P20284	Belting, Chemprene	2	" - "	
8	15781B	Strap, Tank Hold Down	2	" - "	
9	P21674	Breather, Hydraulic Oil	1	" - "	
10	P21482	Sight Gauge, Hydraulic Oil	1	" - "	Includes Hardware
11	25874A	Return Filter, Hydraulic Oil	1	" - "	
11A	P24981	Gauge, Pressure	-	" - "	
NI	P27810	Filter Element, Hydraulic Oil	-	" - "	
NI	P26040	Gasket, Tank	-	" - "	
NI	P26041	O-Ring, Element	-	" - "	
NI	P26042	O-Ring, Head	-	" - "	
NI	P26043	O-Ring, Cover	-	" - "	
13	P19878	Strainer, Hydraulic Oil	1	" - "	
14	16747B	Elbow, Suction Tube	1	" - "	Lower
15	18090B	Elbow, Suction Tube	1	" - "	Upper
16	18518A	Flange Adapter	1	" - "	
17	N11553	Hose, Suction	2	" - "	2 3/8" I.D.
18	N11591	Hose, Return	1	" - "	1 1/4" I.D.
19	P10601	Clamp, Hose	4	" - "	#36
20	P14043	Clamp, Hose	2	" - "	#24
21	P24780	Swaged Hose Nipple	1	" - "	
22	P18142	Swaged Hose Nipple	1	" - "	
23	18022A	Return Pipe	1	" - "	
24	P17672	Flange Half	2	" - "	
25	P12971	O-Ring	1	" - "	
26	P10610	Nipple, Pipe	1	740 - 1964	
	P10610	Nipple, Pipe	2	740 - 1694	

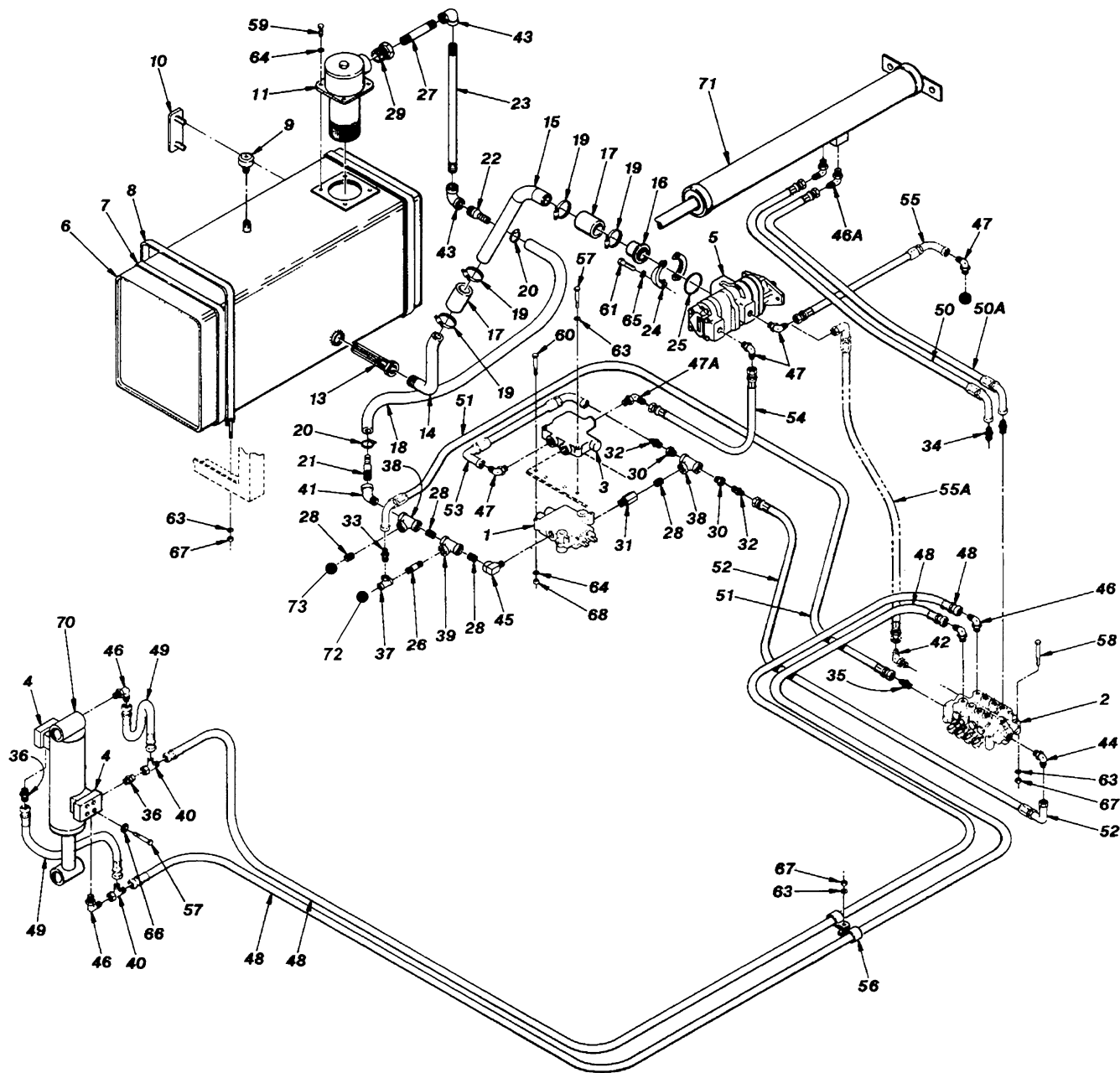


Figure 18358-2

## 18358-2 (2 of 3)

ITEM	PART NO.	DESCRIPTION	QTY.	SERIAL NO.	REMARKS
27	P10846	Nipple, Pipe	1	740 - 1964	
28	P10900	Nipple, Close	4	740 - 1964	
	P10900	Nipple, Close	2	740 - 1694	
29	P10132	Reducer Bushing	1	740 - 1964	
30	P10180	Reducer Bushing	2	" - "	
31	P19054	Adapter, O-Ring/Female Pipe	1	" - "	
32	P17804	Connector, JIC - Pipe	2	" - "	
33	P18933	Connector, JIC - Pipe	1	" - "	
34	P18937	Connector, O-Ring	2	" - "	Long
35	P18997	Connector, O-Ring	1	" - "	
36	P19478	Connector, O-Ring	2	" - "	
37	P10106	Tee, Pipe	1	" - "	
38	P10173	Tee, Pipe	2	740 - 1964	
	P10173	Tee, Pipe	1	740 - 1694	
39	P19052	Tee, Pipe - Reducer	1	740 - 1964	
40	P19412	Tee, Swivel	2	740 - 1964	
41	P10219	45° Elbow, Street	1	740 - 1964	
42	P19147	45° Elbow, O-Ring	1	740 - 1694	
43	P10230	90° Elbow, Pipe	2	740 - 1964	
44	P19055	90° Elbow, O-Ring	1	740 - 1964	
45	P19056	90° Elbow, O-Ring/Female Pipe	1	740 - 1964	
46	P18935	90° Elbow, O-Ring	4	740 - 1964	
46A	P18935	90° Elbow, O-Ring	2	975 - 1964	
	P18936	Connector, O-Ring	2	101 - 974	
47	P17802	90° Elbow, O-Ring	4	740 - 1964	
	P17802	90° Elbow, O-Ring	3	740 - 1694	
47A	P17802	90° Elbow, O-Ring	1	1695 - 1964	
	17960A	90° Elbow, O-Ring	1	823 - 1694	With Tapped Hole
	P17805	Connector, O-Ring	1	740 - 822	
48	P19049	Hose, Hyd.	2	740 - 1964	.25" x 104"
49	P19490	Hose, Hyd.	2	740 - 1964	.25" x 24"
50	P18855	Hose, Hyd.	1	740 - 1964	.38" x 70"
50A	P18855	Hose, Hyd.	1	740 - 1964	.38" x 70"
	P21398	Hose, Hyd.	1	147 - 974	.38" x 130"
51	P18911	Hose, Hyd.	1	740 - 1964	.50" x 28"
52	P18922	Hose, Hyd.	1	740 - 1964	.75" x 24"
53	P19494	Hose, Hyd.	1	740 - 1964	.75" x 12"
54	P24621	Hose, Hyd.	1	823 - 1964	.75" x 60"
	P24643	Hose, Hyd.	1	740 - 822	.75" x 10"
55	P26618	Hose, Hyd.	1	740 - 1964	.75" x 11"
55A	P24622	Hose, Hyd.	1	823 - 1964	.75" x 60"
	P24642	Hose, Hyd.	1	740 - 822	.75" x 9.75"
56	P17554	Clamp, Hyd. Hose	4	740 - 1964	
57	P00109	Bolt, Hx.	10	" - "	5/16"-18 x 2 1/4"
58	P00111	Bolt, Hx.	3	" - "	5/16"-18 x 2 3/4"
59	P00204	Bolt, Hx.	4	" - "	3/8"-16 x 1"
60	P00210	Bolt, Hx.	3	" - "	3/8"-16 x 2 1/2"
61	P00404	Bolt, Hx.	4	" - "	1/2"-13 x 1 1/2"

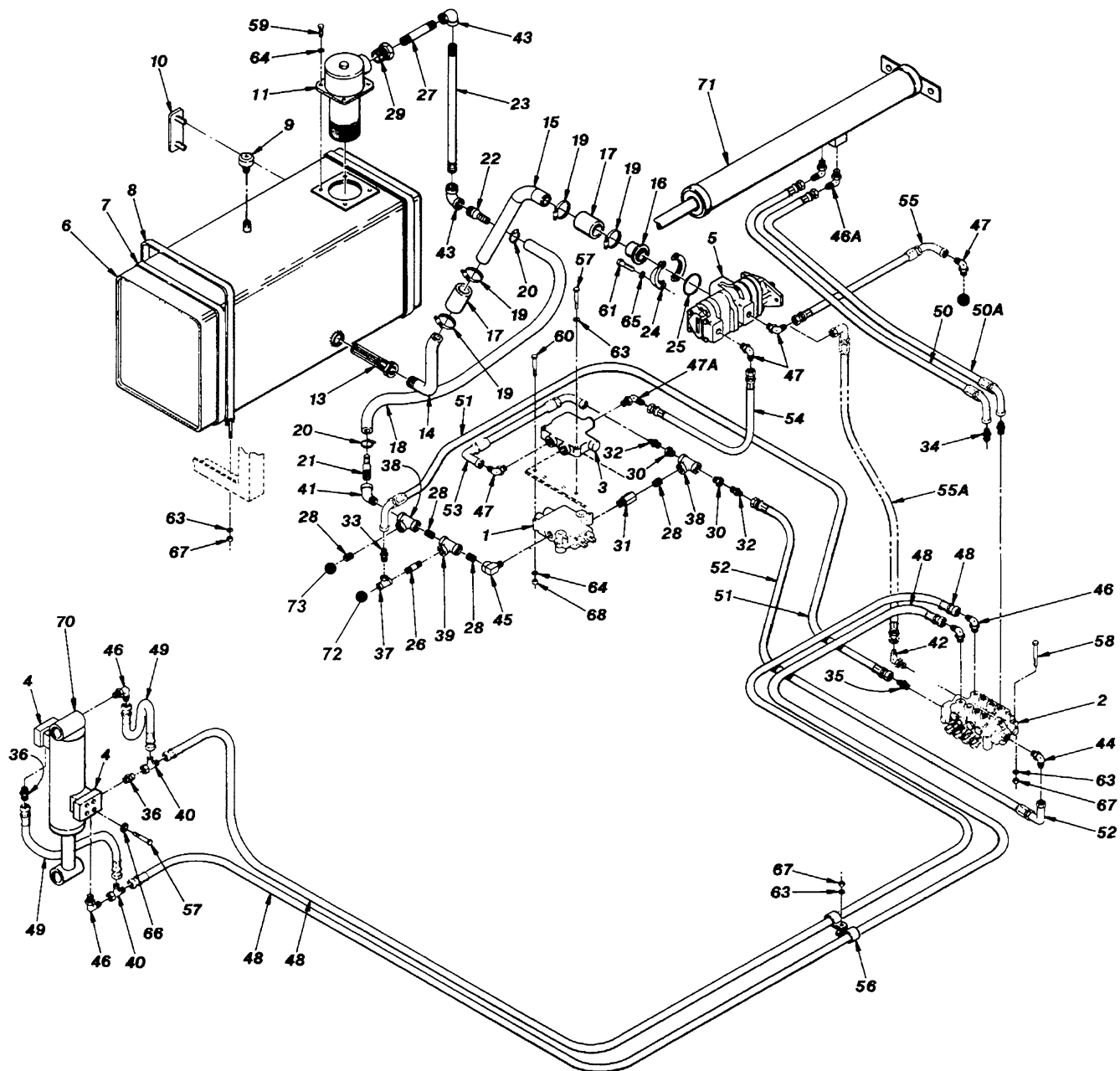


Figure 18358-2

## 18358-2 (3 of 3)

ITEM	PART NO.	DESCRIPTION	QTY.	SERIAL NO.	REMARKS
NI	P00405	Bolt, Hx.	2	" - "	1/2"-13 x 1 3/4"
63	P01309	Lockwasher	11	" - "	5/16"
64	P01310	Lockwasher	7	" - "	3/8"
65	P01312	Lockwasher	6	" - "	1/2"
66	P01358	Starwasher	8	" - "	5/16"
67	P01507	Nut, Hx.	9	" - "	5/16"-18
68	P01508	Nut, Hx.	3	" - "	3/8"-16
NI	P01510	Nut, Hx.	2	" - "	1/2"-13
70	P24741	Cylinder, Frame Tilt	1	761 - 1964	
	P19937	Cylinder, Frame Tilt	1	101 - 760	
71	P24744	Cylinder, Transfer	1	761 - 1964	
	P19938	Cylinder, Transfer	1	101 - 760	
NI	21604A	Spacer, Transfer Cylinder	A/R	.....	
72	See Page 5-70	Steering Hydraulics	-	.....	
73	See Page 6-6	Service Brake	-	.....	

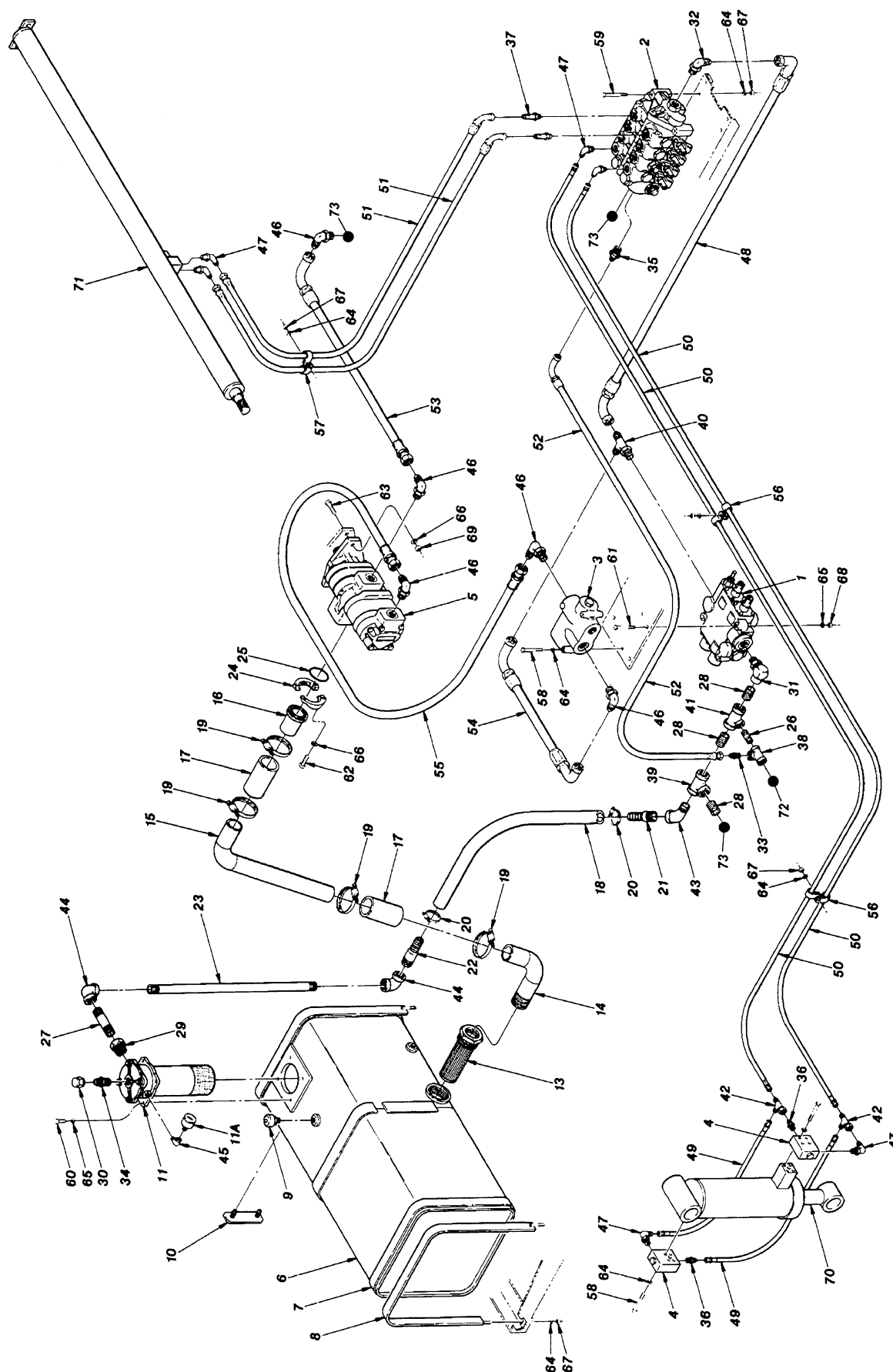


Figure 18358-3



## 18358-3 (1 of 2)

ITEM	PART NO.	DESCRIPTION	QTY	SERIAL NO.	REMARKS
1	P28481	2 Spool Valve, Boom Control	1	1965 - 2157	
NI	P27370	Seal Kit - 2 Spool Valve - Boom Control	-	" - "	
2	P18197	4 Spool Valve, Controls	1	" - "	
NI	—	Seal Kit - 4 Spool Valve - Main Controls	-	" - "	
	P21758	Valve Section	-	" - "	1 Req. per Section
	P21759	Main Relief	-	" - "	
3	P19292	Valve, Priority	1	" - "	
4	P17686	Valve, Counterbalance	2	" - "	
NI	P21486	Seal Kit, Counterbalance Valve	-	" - "	
5	P21440	Pump, Gear	1	" - "	
6	P20403	Tank, Fuel/Hydraulic Oil	1	" - "	Includes Fuel Sender
7	P20284	Belting, Chemprene	2	" - "	
8	15781B	Strap, Tank Hold Down	2	" - "	
9	P21674	Breather, Hydraulic Oil	1	" - "	
10	P21482	Sight Gauge, Hydraulic Oil	1	" - "	Includes Hardware
11	P27808	Return Filter, Hydraulic Oil	1	" - "	
11A	P24981	Gauge, Pressure	-	" - "	
NI	P27810	Filter Element, Hydraulic Oil	-	" - "	
NI	P26040	Gasket, Tank	-	" - "	
NI	P26041	O-Ring, Element	-	" - "	
NI	P26042	O-Ring, Head	-	" - "	
NI	P26043	O-Ring, Cover	-	" - "	
13	P19878	Strainer, Hydraulic Oil	1	" - "	
14	16747B	Elbow, Suction Tube	1	" - "	Lower
15	18090B	Elbow, Suction Tube	1	" - "	Upper
16	18518A	Flange Adapter	1	" - "	
17	N11553	Hose, Suction	1	" - "	2 3/8" I.D.
18	N11591	Hose, Return	1	" - "	1 1/4" I.D.
19	P10601	Clamp, Hose	4	" - "	#36
20	P14043	Clamp, Hose	2	" - "	#24
21	P24780	Swaged Hose Nipple	2	" - "	
22	P18142	Swaged Hose Nipple	1	" - "	
23	18022A	Return Pipe	1	" - "	
24	P17672	Flange Half	2	" - "	
25	P12971	O-Ring	1	" - "	
26	P10610	Nipple, Pipe	1	" - "	
27	P10846	Nipple, Pipe	1	" - "	
28	P10900	Nipple, Close	3	" - "	
29	P10132	Reducer Bushing	1	" - "	
30	P17785	Cap, Hex	1	" - "	
31	P19056	90° Elbow, O-Ring/Female Pipe	1	" - "	
32	P19055	90° Elbow, O-Ring	1	" - "	
33	P18933	Connector, JIC - Pipe	1	" - "	
34	P17805	Connector, O-Ring	1	" - "	

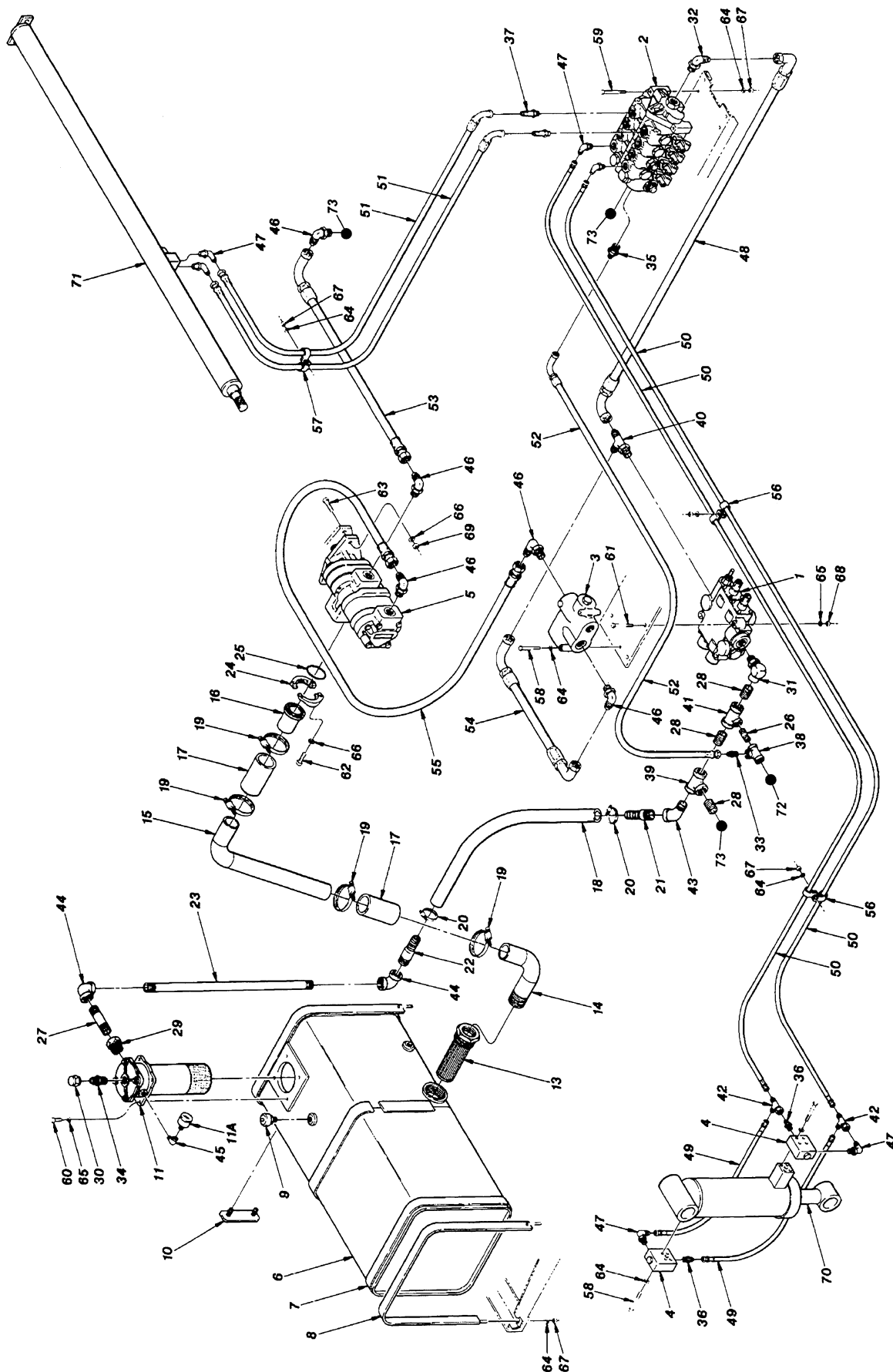


Figure 18358-3

## 18358-3 (2 of 2)

ITEM	PART NO.	DESCRIPTION	QTY	SERIAL NO.	REMARKS
35	P18997	Connector, O-Ring	1	" - "	
36	P19478	Connector, O-Ring	2	" - "	
37	P18937	Connector, O-Ring	2	" - "	Long
38	P10106	Tee, Pipe	1	" - "	
39	P10173	Tee, Pipe	1	" - "	
40	P26603	Tee, O-Ring	1	" - "	
41	P19052	Tee, Pipe - Reducer	1	" - "	
42	P19412	Tee, Swivel	2	" - "	
43	P10219	45° Elbow, Street	1	" - "	
44	P10230	90° Elbow, Pipe	2	" - "	
45	P27358	90° Elbow, Hyd. Pipe	1	" - "	
46	P17802	90° Elbow, O-Ring	5	" - "	
47	P18935	90° Elbow, O-Ring	6	" - "	
48	P27713	Hose, Hyd.	1	" - "	.75" x 24"
49	P27428	Hose, Hyd.	2	" - "	.25" x 25"
50	P19049	Hose, Hyd.	2	" - "	.25" x 104"
51	P27190	Hose, Hyd.	2	" - "	.38" x 70"
52	P18911	Hose, Hyd.	1	" - "	.50" x 28"
53	P26618	Hose, Hyd.	1	" - "	.75" x 11"
54	P27717	Hose, Hyd.	1	" - "	.75" x 9"
55	P24621	Hose, Hyd.	1	" - "	.75" x 60"
56	P17554	Clamp, Hyd. Hose	5	" - "	
57	P17553	Clamp, Hyd. Hose	2	" - "	
58	P00109	Bolt, Hx.	10	" - "	5/16"-18 x 2 1/4"
59	P00111	Bolt, Hx.	3	" - "	5/16"-18 x 2 3/4"
60	P00204	Bolt, Hx.	4	" - "	3/8"-16 x 1"
61	P00210	Bolt, Hx.	3	" - "	3/8"-16 x 2 1/2"
62	P00404	Bolt, Hx.	4	" - "	1/2"-13 x 1 1/2"
63	P00405	Bolt, Hx.	2	" - "	1/2"-13 x 1 3/4"
64	P01309	Lockwasher	20	" - "	5/16"
65	P01310	Lockwasher	7	" - "	3/8"
66	P01312	Lockwasher	6	" - "	1/2"
67	P01507	Nut, Hx.	10	" - "	5/16"-18
68	P01508	Nut, Hx.	3	" - "	3/8"-16
69	P01510	Nut, Hx.	2	" - "	1/2"-13
70	P24741	Cylinder, Frame Tilt	1	" - "	
71	P24744	Cylinder, Transfer	1	" - "	
72	See Page 5-72	Steering Hydraulics	-	.....	
73	See Page 6-10	Hydr. Service Brake	-	.....	

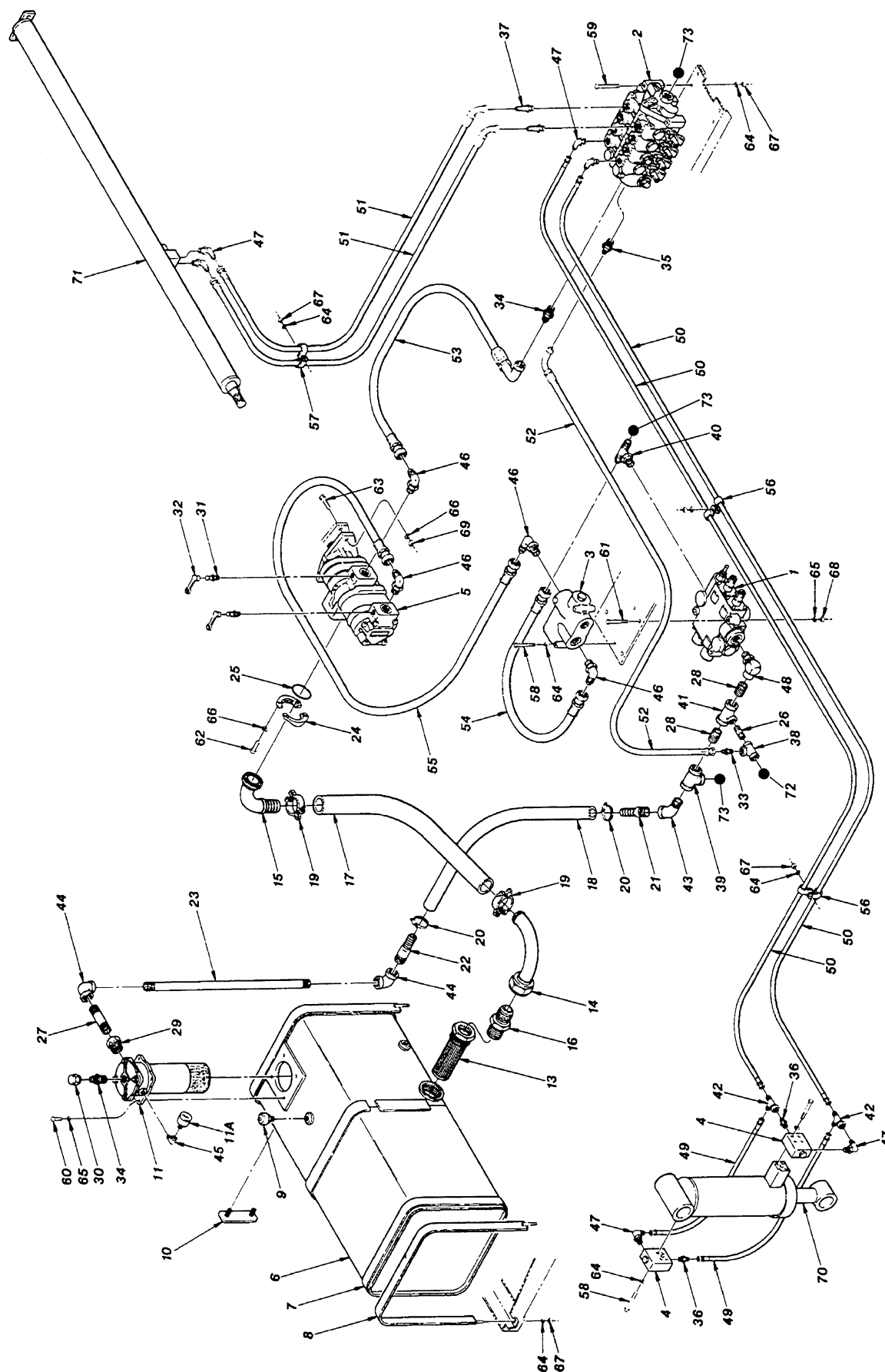


Figure 18358-4

## 18358-4 (1 of 2)

ITEM	PART NO.	DESCRIPTION	QTY	SERIAL NO.	REMARKS
1	P28481	2 Spool Valve, Boom Control	1	2158 -	
NI	P27370	Seal Kit - 2 Spool Valve - Boom Control	-	" - "	
2	P18197	4 Spool Valve, Controls	1	" - "	
NI	—	Seal Kit - 4 Spool Valve - Main Controls	-	" - "	
	P21758	Valve Section	-	" - "	1 Req. per Section
	P21759	Main Relief	-	" - "	
3	P19292	Valve, Priority	1	" - "	
4	P17686	Valve, Counterbalance	2	" - "	
NI	P21486	Seal Kit, Counterbalance Valve	-	" - "	
5	P21440	Pump, Gear	1	" - "	
6	P20403	Tank, Fuel/Hydraulic Oil	1	" - "	Includes Fuel Sender
7	P20284	Belting, Chemprene	2	" - "	
8	15781B	Strap, Tank Hold Down	2	" - "	
9	P21674	Breather, Hydraulic Oil	1	" - "	
10	P21482	Sight Gauge, Hydraulic Oil	1	" - "	Includes Hardware
11	P27808	Return Filter, Hydraulic Oil	1	" - "	
11A	P24981	Gauge, Pressure	-	" - "	
NI	P27810	Filter Element, Hydraulic Oil	-	" - "	
NI	P26040	Gasket, Tank	-	" - "	
NI	P26041	O-Ring, Element	-	" - "	
NI	P26042	O-Ring, Head	-	" - "	
NI	P26043	O-Ring, Cover	-	" - "	
13	P19878	Strainer, Hydraulic Oil	1	" - "	
14	P27469	Elbow, Suction Tube	1	" - "	
15	P20892	Flange Hd. Connector, 90° Elbow	1	" - "	
16	P26606	Connector, JIC - Pipe	1	" - "	
17	N11812	Hose, Suction	1	" - "	2" I.D.
18	N11591	Hose, Return	1	" - "	1 1/4" I.D.
19	P26026	Hose Clamp, Bolt Type	2	" - "	
20	P14043	Clamp, Hose	2	" - "	
21	P24780	Swaged Hose Nipple	1	" - "	
22	P18142	Swaged Hose Nipple	1	" - "	
23	18022A	Return Pipe	1	" - "	
24	P17672	Flange Half	2	" - "	
25	P12971	O-Ring	1	" - "	
26	P10610	Nipple, Pipe	1	" - "	
27	P10846	Nipple, Pipe	1	" - "	
28	P10900	Nipple, Close	2	" - "	
29	P10132	Reducer Bushing	1	" - "	
30	P17785	Cap, Hex	1	" - "	
31	P27378	Nipple, Pressure Check	2	" - "	
32	P27805	Dust Cap	2	" - "	
33	P18933	Connector, JIC - Pipe	1	" - "	
34	P17805	Connector, O-Ring	2	" - "	

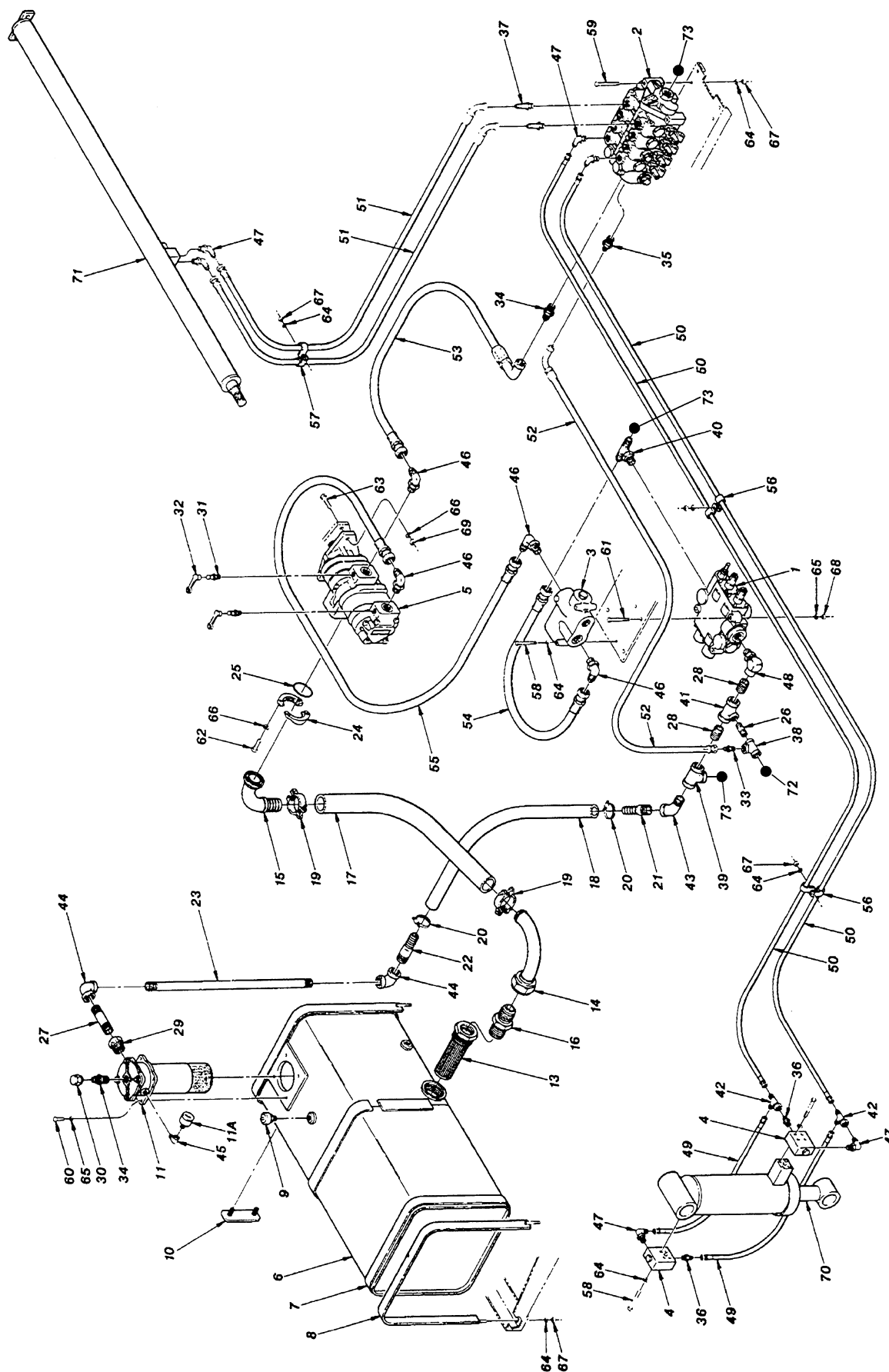


Figure 18358-4

## 18358-4 (2 of 2)

ITEM	PART NO.	DESCRIPTION	QTY.	SERIAL NO.	REMARKS
35	P18997	Connector, O-Ring	1	" - "	
36	P19478	Connector, O-Ring	2	" - "	
37	P18937	Connector, O-Ring	2	" - "	Long
38	P10106	Tee, Pipe	1	" - "	
39	P10173	Tee, Pipe	1	" - "	
40	P21915	Tee, O-Ring	1	" - "	
41	P19052	Tee, Pipe - Reducer	1	" - "	
42	P19412	Tee, Swivel	2	" - "	
43	P10219	45° Elbow, Street	1	" - "	
44	P10230	90° Elbow, Pipe	2	" - "	
45	P27358	90° Elbow, Hyd. Pipe	1	" - "	
46	P17802	90° Elbow, O-Ring	4	" - "	
47	P18935	90° Elbow, O-Ring	6	" - "	
48	P19056	90° Elbow, O-Ring/Female Pipe	1	" - "	
49	P27428	Hyd. Hose	2	" - "	.25" x 25"
50	P19049	Hyd. Hose	2	" - "	.25" x 104"
51	P27190	Hyd. Hose	2	" - "	.38" x 70"
52	P18911	Hyd. Hose	1	" - "	.50" x 28"
53	P26101	Hyd. Hose	1	" - "	.75" x 22"
54	P27711	Hyd. Hose	1	" - "	.75" x 24"
55	P24621	Hyd. Hose	1	" - "	.75" x 60"
56	P17554	Clamp, Hyd. Hose	4	" - "	
57	P17553	Clamp, Hyd. Hose	2	" - "	
58	P00109	Bolt, Hx.	1	" - "	5/16"-18 x 2 1/4"
59	P00111	Bolt, Hx.	3	" - "	5/16"-18 x 2 3/4"
60	P00204	Bolt, Hx.	4	" - "	3/8"-16 x 1"
61	P00210	Bolt, Hx.	3	" - "	3/8"-16 x 2 1/2"
62	P00404	Bolt, Hx.	4	" - "	1/2"-13 x 1 1/2"
63	P00405	Bolt, Hx.	2	" - "	1/2"-13 x 1 3/4"
64	P01309	Lockwasher	20	" - "	5/16"
65	P01310	Lockwasher	7	" - "	3/8"
66	P01312	Lockwasher	6	" - "	1/2"
67	P01507	Nut, Hx.	10	" - "	5/16"-18
68	P01508	Nut, Hx.	3	" - "	3/8"-16
69	P01510	Nut, Hx.	2	" - "	1/2"-13
70	P24741	Cylinder, Frame Tilt	1	" - "	
71	P24744	Cylinder, Transfer	1	" - "	
72	See Page 5-72	Steering Hydraulics	-	.....	
73	See Page 6-14	Hydr. Service Brake	-	.....	

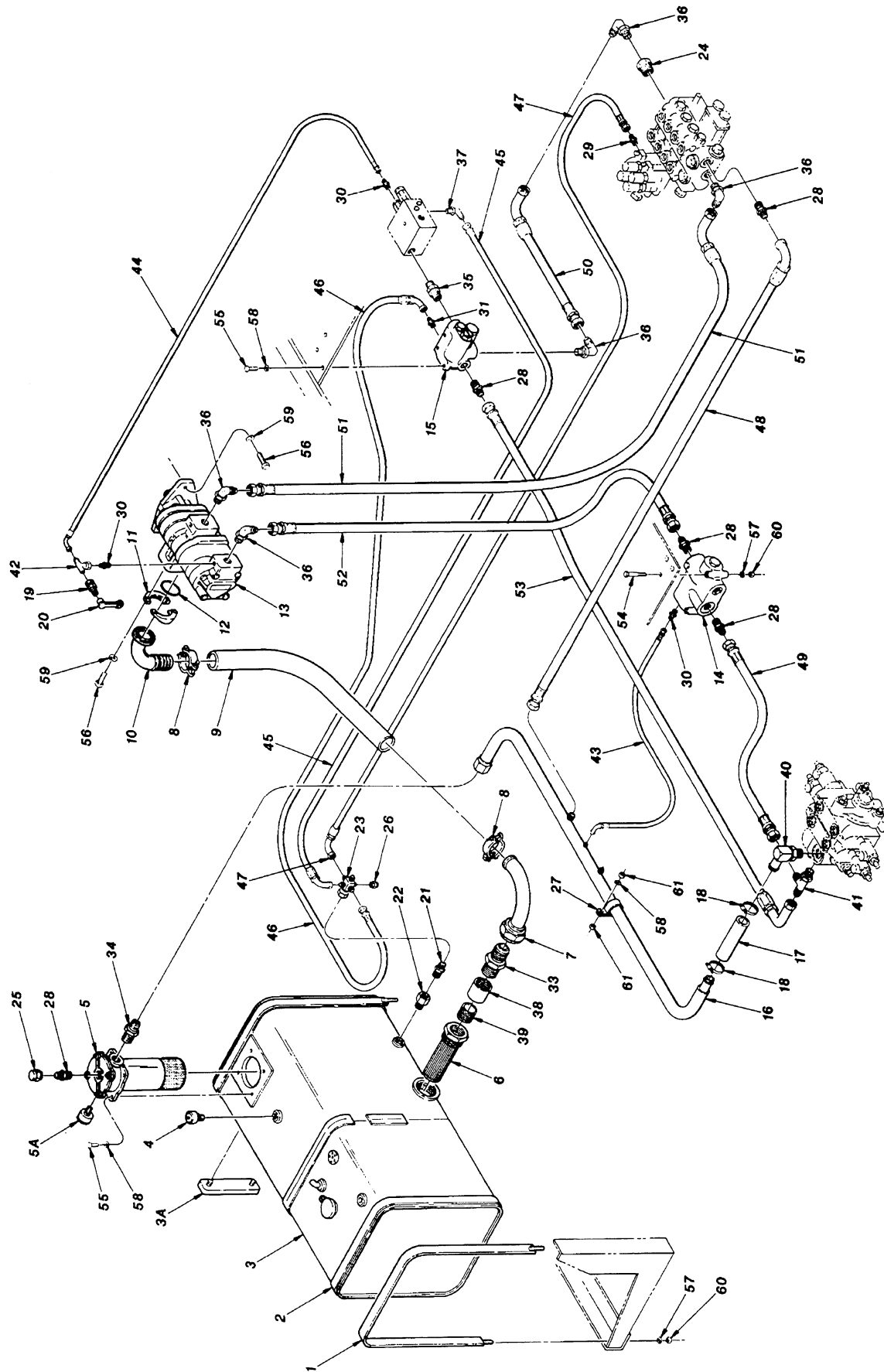


Figure 18358-5



## 18358-5 (1 of 2)

ITEM	PART NO.	DESCRIPTION	QTY	SERIAL NO.	REMARKS
1	15781B	Strap, Tank Hold Down	2	2784 - 3111	
2	P20284	Belting, Chemprene	2	" - "	
3	P20403	Tank, Fuel/Hydraulic	1	" - "	
3A	P21482	Sight Gauge, Hyd. Oil	1	" - "	Includes Hardware
4	P21674	Breather, Hydraulic Tank	1	" - "	
5	P27808	Return Filter, Hydraulic Oil	1	" - "	
5A	P24981	Gauge, Pressure	1	" - "	
NI	P27810	Filter Element, Hydraulic Oil	1	" - "	
NI	P26040	Gasket, Tank	1	" - "	
NI	P30204	Gasket, Bypass	1	" - "	
NI	P26041	O-Ring, Bypass	A/R	" - "	
NI	P26042	O-Ring, Head	1	" - "	
NI	P26043	O-Ring, Cover	1	" - "	
6	P19878	Strainer, Hydraulic Oil	1	" - "	
7	P27469	Elbow, Suction Tube	1	" - "	
8	P26026	Hose Clamp, Bolt Type	2	" - "	
9	N12072	Hose, Suction - 2" I.D.	1	" - "	
10	P20892	Flange Hd. Connector, 90° Elbow	1	" - "	
11	P17672	Flange Half	2	" - "	
12	P12971	O-Ring	1	" - "	
13	P21440	Pump, Gear	1	" - "	
14	P19292	Valve, Priority	1	" - "	
15	P28728	Valve, Accumulator Charge	1	" - "	
16	P28776	Return Manifold	1	" - "	
17	N12073	Hose, Return	1	" - "	1 1/4" I.D.
18	P14043	Clamp, Hose	2	" - "	
19	P27374	Nipple, Pressure Check	1	" - "	
20	P27805	Dust Cap	1	" - "	
21	P23848	Valve, Check	1	" - "	
22	P28391	Adapter, O-Ring - Pipe	1	" - "	
23	P40249	Adapter, Cross	1	" - "	
24	P29919	Sleeve, Power Beyond	1	" - "	
25	P17785	Cap, Hex	1	" - "	
26	P28380	Cap, Hex	1	" - "	
27	P17810	Clamp, Tube	1	" - "	
28	P17805	Connector, O-Ring	5	" - "	
29	P18936	Connector, O-Ring	1	" - "	
30	P18960	Connector, O-Ring	3	" - "	
31	P19415	Connector, O-Ring	1	" - "	
33	P26606	Connector, JIC - Pipe	1	" - "	
34	P27397	Connector, JIC - Pipe	1	" - "	
35	P28261	Connector, O-Ring to O-Ring	1	" - "	
36	P17802	90° Elbow, O-Ring	5	" - "	
37	P18935	90° Elbow, O-Ring	1	" - "	
38	P10671	Coupling, Pipe	1	" - "	
39	P10894	Nipple, Close	1	" - "	
40	P28387	90° Elbow, O-Ring to Hose	1	" - "	

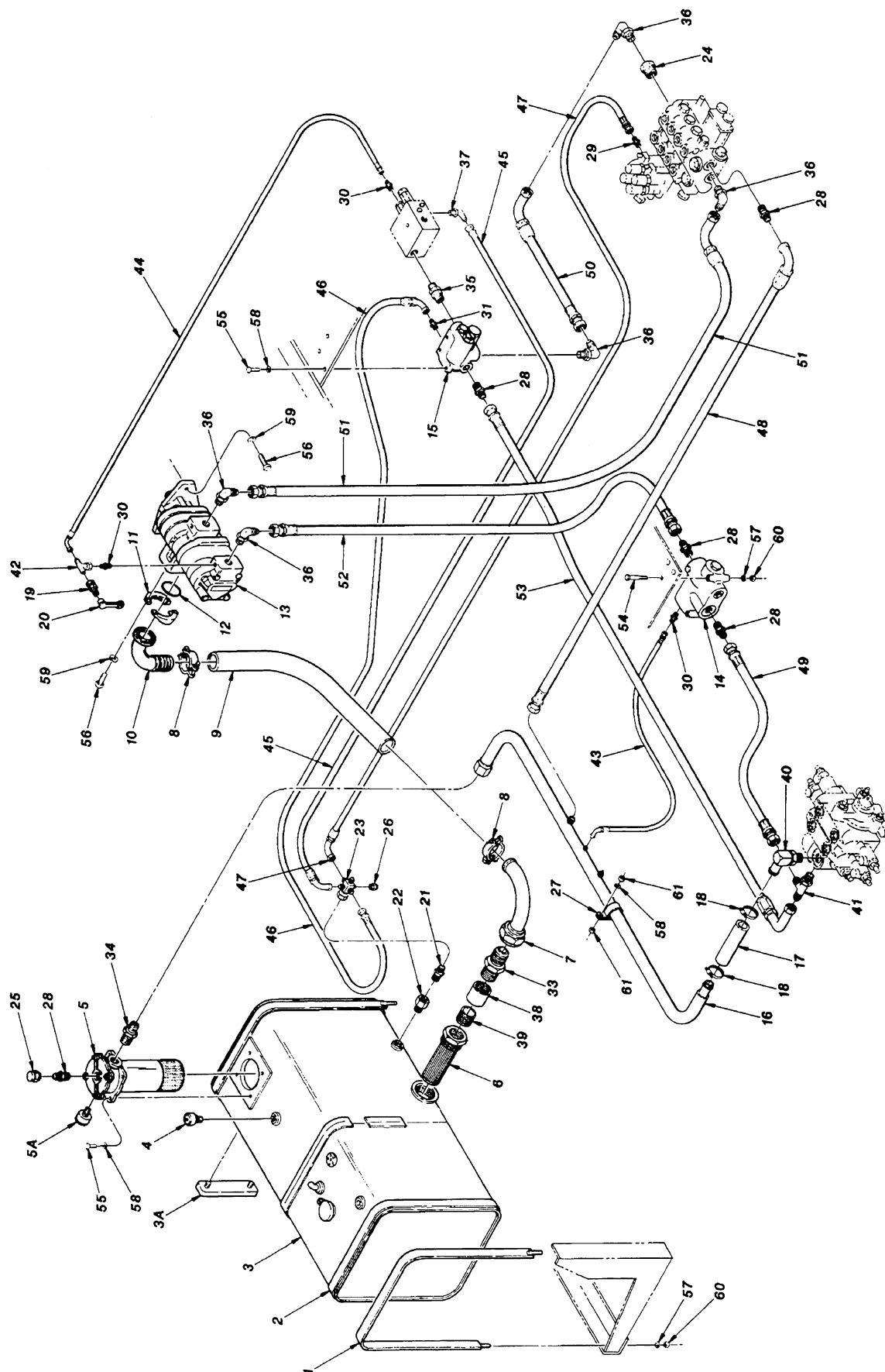


Figure 18358-5

## 18358-5 (2 of 2)

ITEM	PART NO.	DESCRIPTION	QTY	SERIAL NO.	REMARKS
41	P28386	Tee, O-Ring	1	" - "	
42	P28837	Tee, Swivel	1	" - "	
43	P29773	Hose, Hyd.	1	" - "	.25" x 31"
44	P27661	Hose, Hyd.	1	" - "	.25" x 28"
45	P29768	Hose, Hyd.	1	" - "	.38" x 16"
46	P29471	Hose, Hyd.	1	" - "	.38" x 18"
47	P27186	Hose, Hyd.	1	" - "	.38" x 26"
48	P29764	Hose, Hyd.	1	" - "	.75" x 47"
49	P29774	Hose, Hyd.	1	" - "	.75" x 29"
50	P29763	Hose, Hyd.	1	" - "	.75" x 19"
51	P29762	Hose, Hyd.	1	" - "	.75" x 40"
52	P25225	Hose, Hyd.	1	" - "	.75" x 20"
53	P29473	Hose, Hyd.	1	" - "	.75" x 38"
54	P00114	Bolt, Hx.	2	" - "	5/16"-18 x 3 1/2"
55	P00204	Bolt, Hx.	7	" - "	3/8"-16 x 1"
56	P00403	Bolt, Hx.	6	" - "	1/2"-13 x 1 1/4"
57	P01309	Lockwasher	6	" - "	5/16"
58	P01310	Lockwasher	8	" - "	3/8"
59	P01312	Lockwasher	6	" - "	1/2"
60	P01507	Nut, Hx.	6	" - "	5/16"-18
61	P01508	Nut, Hx.	2	" - "	3/8"-16

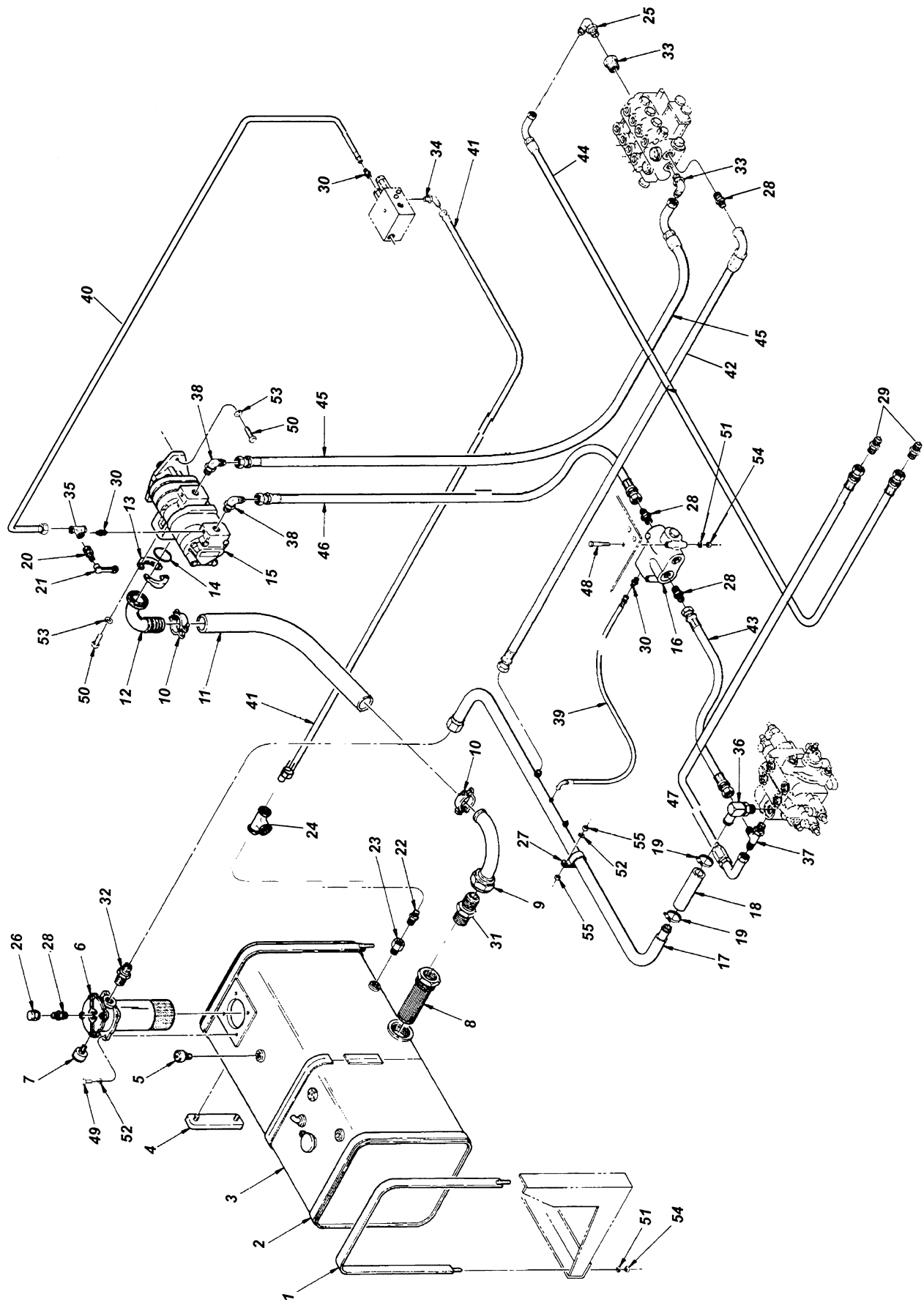


Figure 18358-6

## 18358-6 (1 of 2)

ITEM	PART NO.	DESCRIPTION	QTY	SERIAL NO.	REMARKS
1	15781B	Strap, Tank Hold Down	2	.....	
2	P20284	Belting, Chemprene	2	.....	
3	P20403	Tank, Fuel/Hydraulic	1	.....	
4	P21482	Sight Gauge, Hyd. Oil	1	.....	Includes Hardware
5	P21674	Breather, Hydraulic Tank	1	.....	
6	P27808	Return Filter, Hydraulic Oil	1	.....	
7	P24981	Gauge, Pressure	1	.....	
NI	P27810	Filter Element, Hydraulic Oil	1	.....	
NI	P26040	Gasket, Tank	1	.....	
NI	P30204	Gasket, Bypass	1	.....	
NI	P26042	O-Ring, Head	1	.....	
NI	P26043	O-Ring, Cover	1	.....	
8	P19878	Strainer, Hydraulic Oil	1	.....	
9	P27469	Elbow, Suction Tube	1	.....	
10	P26026	Hose Clamp, Bolt Type	2	.....	
11	N12332	Hose, Suction - 2" I.D.	1	.....	
12	P20892	Flange Hd. Connector, 90° Elbow	1	.....	
13	P17672	Flange Half	2	.....	
14	P12971	O-Ring	1	.....	
15	P31449	Pump, Gear	1	.....	
16	P19292	Valve, Priority	1	.....	
17	P28776	Return Manifold	1	.....	
18	N12073	Hose, Return	1	.....	1 1/4" I.D.
19	P14043	Clamp, Hose	2	.....	
20	P27374	Nipple, Pressure Check	1	.....	
21	P27805	Dust Cap	1	.....	
22	P23848	Valve, Check	1	.....	
23	P28391	Adapter, O-Ring - Pipe	1	.....	
24	P20979	Tee	1	.....	
25	P29919	Sleeve, Power Beyond	1	.....	
26	P17785	Cap, Hex	1	.....	
27	P17810	Clamp, Tube	1	.....	
28	P17805	Connector, O-Ring	4	.....	
29	P19765	Connector, O-Ring	2	.....	
30	P18960	Connector, O-Ring	3	.....	
31	P26606	Connector, JIC - Pipe	1	.....	
32	P27397	Connector, JIC - Pipe	1	.....	
33	P17802	90° Elbow, O-Ring	2	.....	
34	P18935	90° Elbow, O-Ring	1	.....	
35	P27399	Tee, Swivel	1	.....	
36	P28387	90° Elbow, O-Ring to Hose	1	.....	
37	P28386	Tee, O-Ring	1	.....	
38	P19147	45° Elbow, O-Ring to JIC	2	.....	
39	P29773	Hose, Hyd.	1	.....	.25" x 31"
40	P27661	Hose, Hyd.	1	.....	.25" x 28"
41	P29768	Hose, Hyd.	1	.....	.38" x 16"
42	P29764	Hose, Hyd.	1	.....	.75" x 47"
43	P29774	Hose, Hyd.	1	.....	.75" x 29"

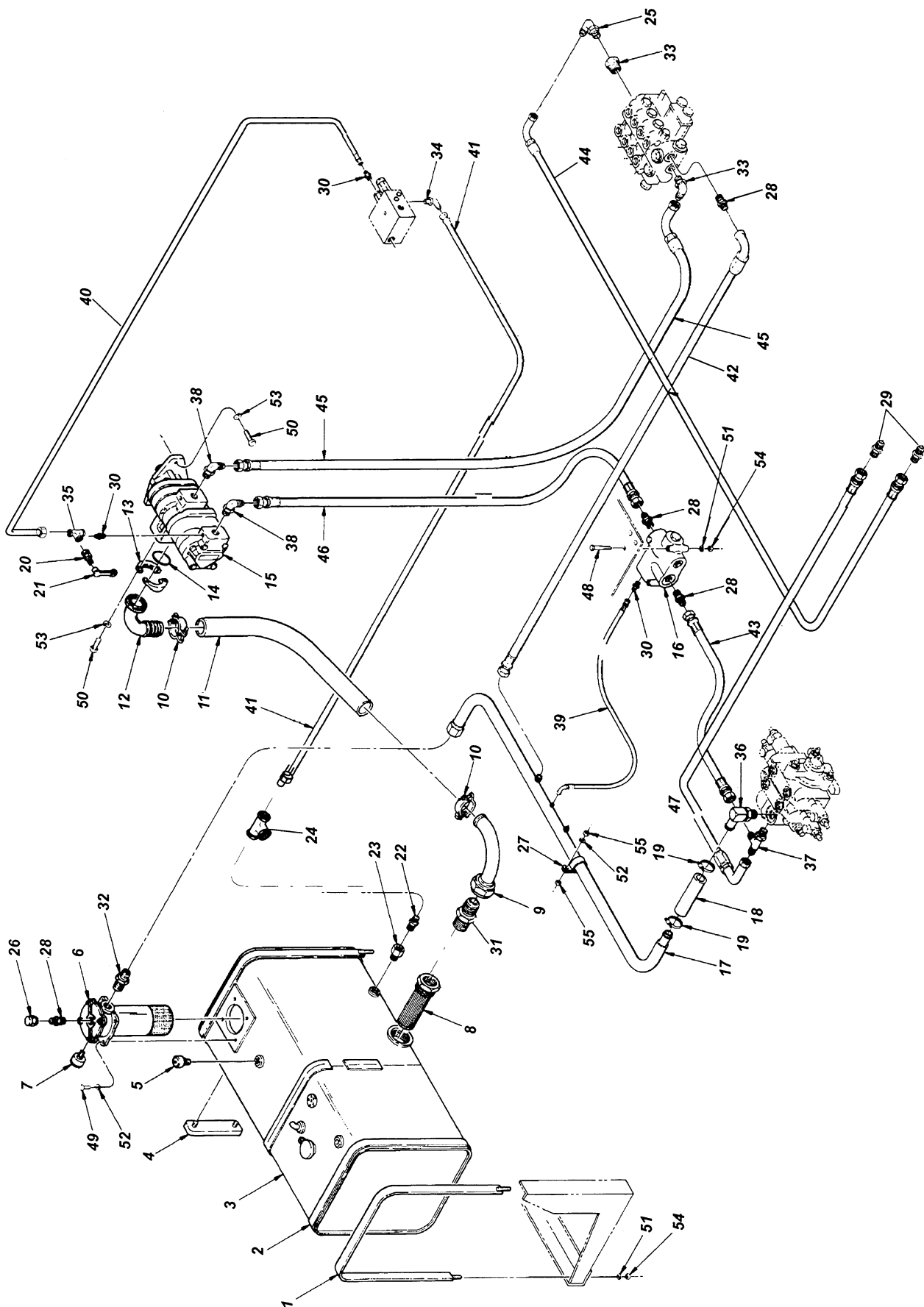


Figure 18358-6

## 18358-6 (2 of 2)

ITEM	PART NO.	DESCRIPTION	QTY.	SERIAL NO.	REMARKS
44	P26102	Hose, Hyd.	1	.....	.75" x 19"
45	P29762	Hose, Hyd.	1	.....	.75" x 40"
46	P18921	Hose, Hyd.	1	.....	.75" x 29"
47	P24622	Hose, Hyd.	1	.....	.75" x 60"
48	P00114	Bolt, Hx.	2	.....	5/16"-18 x 3 1/2"
49	P00204	Bolt, Hx.	4	.....	3/8"-16 x 1"
50	P00403	Bolt, Hx.	6	.....	1/2"-13 x 1 1/4"
51	P01309	Lockwasher	6	.....	5/16"
52	P01310	Lockwasher	5	.....	3/8"
53	P01312	Lockwasher	6	.....	1/2"
54	P01507	Nut, Hx.	6	.....	5/16"-18
55	P01508	Nut, Hx.	2	.....	3/8"-16

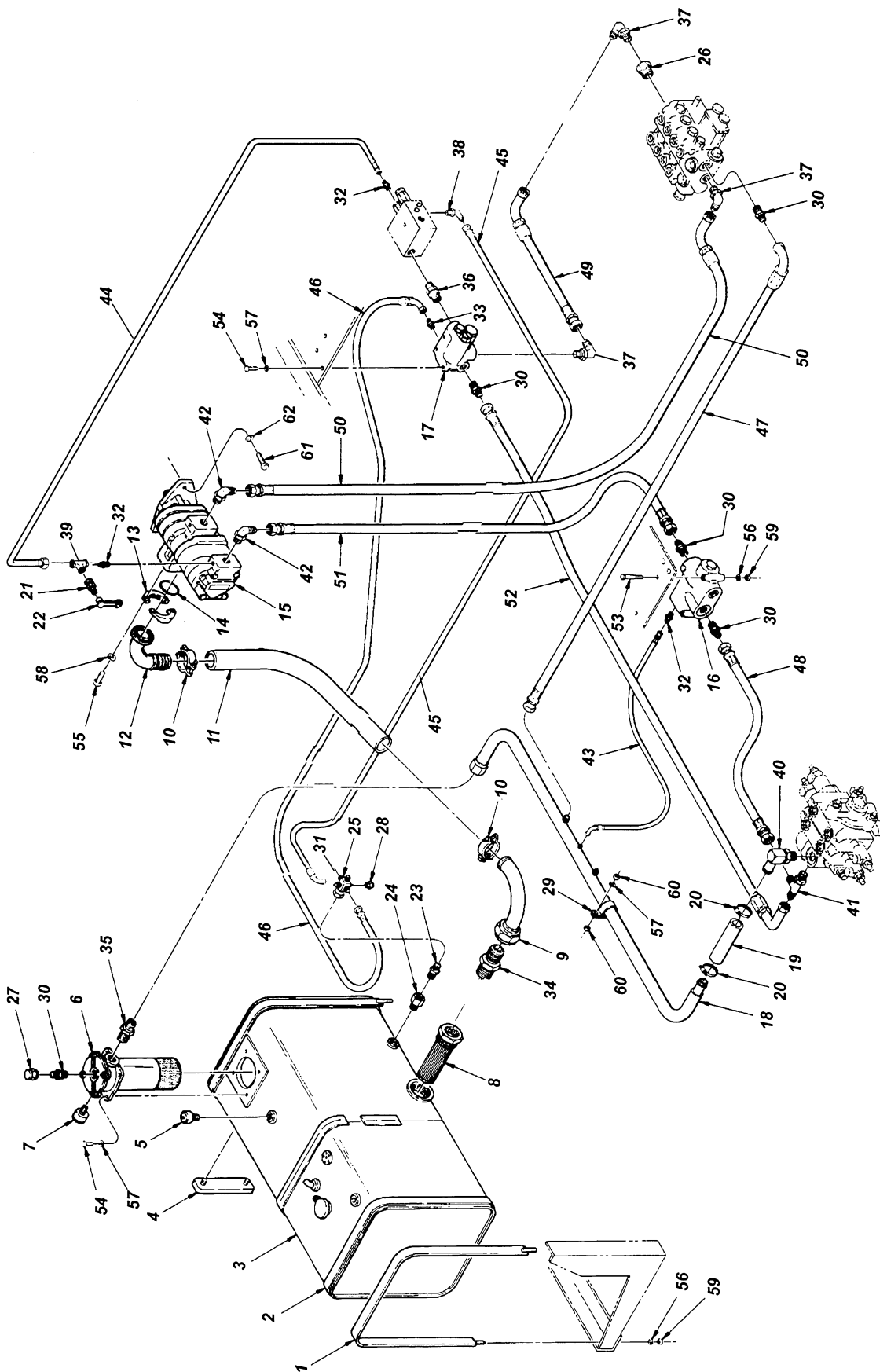


Figure 18358-7



# LOWER HYDRAULICS

## 18358-7 (1 of 2)

ITEM	PART NO.	DESCRIPTION	QTY.	SERIAL NO.	REMARKS
1	15781B	Strap, Tank Hold Down	2	.....	
2	P20284	Belting, Chemprene	2	.....	
3	P20403	Tank, Fuel/Hydraulic	1	.....	
4	P21482	Sight Gauge, Hyd. Oil	1	.....	Includes Hardware
5	P21674	Breather, Hydraulic Tank	1	.....	
6	P27808	Return Filter, Hydraulic Oil	1	.....	
7	P24981	Gauge, Pressure	1	.....	
NI	P27810	Filter Element, Hydraulic Oil	1	.....	
NI	P26040	Gasket, Tank	1	.....	
NI	P30204	Gasket, Bypass	1	.....	
NI	P26042	O-Ring, Head	1	.....	
NI	P26043	O-Ring, Cover	1	.....	
8	P19878	Strainer, Hydraulic Oil	1	.....	
9	P27469	Elbow, Suction Tube	1	.....	
10	P26026	Hose Clamp, Bolt Type	2	.....	
11	N12332	Hose, Suction - 2" I.D.	1	.....	
12	P20892	Flange Hd. Connector, 90° Elbow	1	.....	
13	P17672	Flange Half	2	.....	
14	P12971	O-Ring	1	.....	
15	P31449	Pump, Gear	1	.....	
16	P19292	Valve, Priority	1	.....	
17	P28728	Valve, Accumulator Charge	1	.....	
18	P28776	Return Manifold	1	.....	
19	N12073	Hose, Return	1	.....	1 1/4" I.D.
20	P14043	Clamp, Hose	2	.....	
21	P27374	Nipple, Pressure Check	1	.....	
22	P27805	Dust Cap	1	.....	
23	P23848	Valve, Check	1	.....	
24	P28391	Adapter, O-Ring - Pipe	1	.....	
25	P40249	Adapter, Cross	1	.....	
26	P29919	Sleeve, Power Beyond	1	.....	
27	P17785	Cap, Hex	1	.....	
28	P28380	Cap, Hex	1	.....	
29	P17810	Clamp, Tube	1	.....	
30	P17805	Connector, O-Ring	5	.....	
31	P21627	Cap, Hex	1	.....	
32	P18960	Connector, O-Ring	3	.....	
33	P19415	Connector, O-Ring	1	.....	
34	P26606	Connector, JIC - Pipe	1	.....	
35	P27397	Connector, JIC - Pipe	1	.....	
36	P28261	Connector, O-Ring to O-Ring	1	.....	
37	P17802	90° Elbow, O-Ring	5	.....	
38	P18935	90° Elbow, O-Ring	1	.....	
39	P27399	Tee, Swivel	1	.....	
40	P28387	90° Elbow, O-Ring to Hose	1	.....	
41	P28386	Tee, O-Ring	1	.....	
42	P19147	45° Elbow, O-Ring to JIC	2	.....	

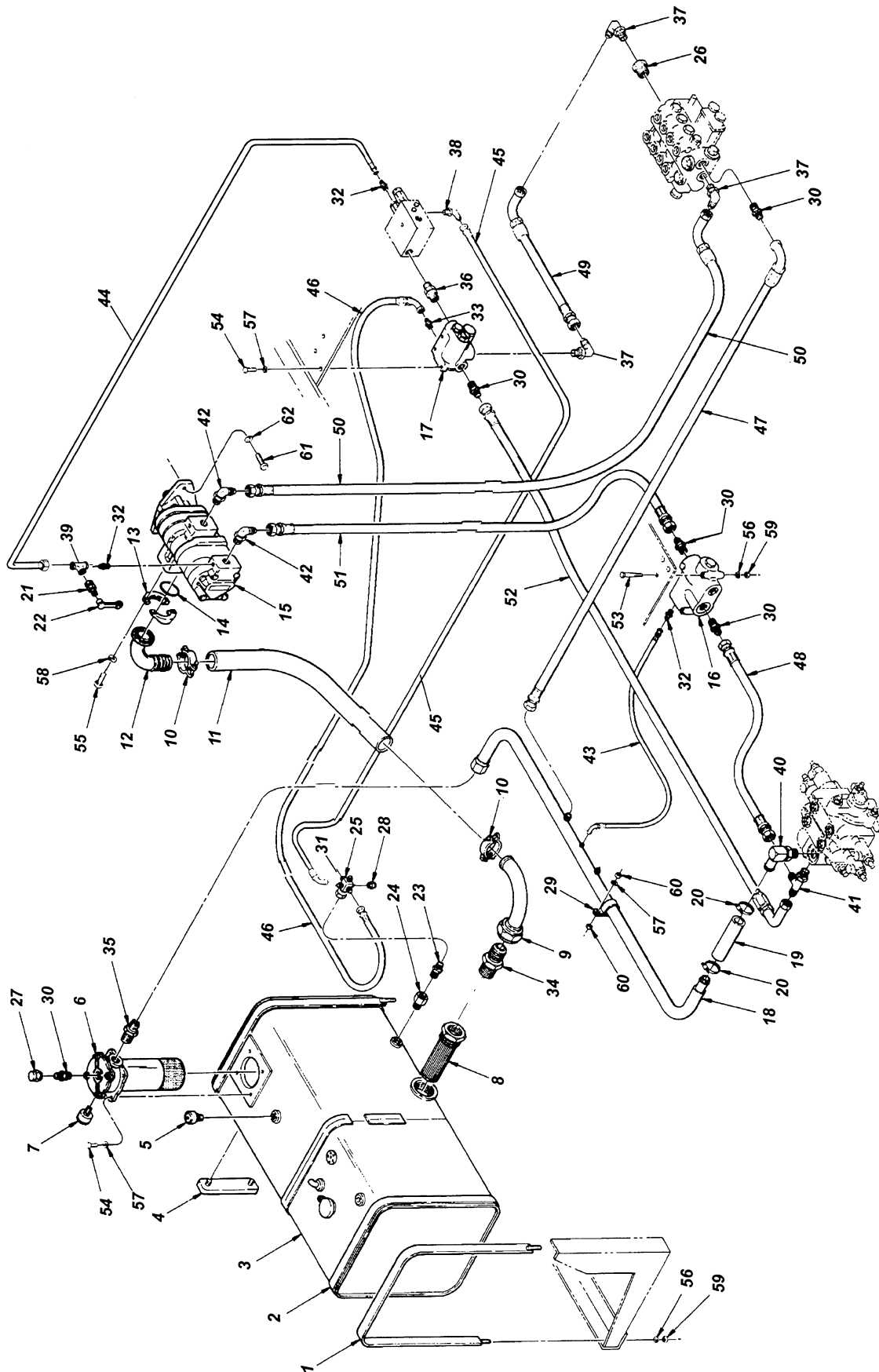


Figure 18358-7

## 18358-7 (2 of 2)

ITEM	PART NO.	DESCRIPTION	QTY.	SERIAL NO.	REMARKS
43	P29773	Hose, Hyd.	1	.....	.25" x 31"
44	P27661	Hose, Hyd.	1	.....	.25" x 28"
45	P29768	Hose, Hyd.	1	.....	.38" x 16"
46	P29471	Hose, Hyd.	1	.....	.38" x 18"
47	P29764	Hose, Hyd.	1	.....	.75" x 47"
48	P29774	Hose, Hyd.	1	.....	.75" x 29"
49	P29763	Hose, Hyd.	1	.....	.75" x 19"
50	P29762	Hose, Hyd.	1	.....	.75" x 40"
51	P18921	Hose, Hyd.	1	.....	.75" x 29"
52	P29473	Hose, Hyd.	1	.....	.75" x 38"
53	P00114	Bolt, Hx.	2	.....	5/16"-18 x 3 1/2"
54	P00204	Bolt, Hx.	7	.....	3/8"-16 x 1"
55	P00403	Bolt, Hx.	4	.....	1/2"-13 x 1 1/4"
56	P01309	Lockwasher	6	.....	5/16"
57	P01310	Lockwasher	8	.....	3/8"
58	P01312	Lockwasher	4	.....	1/2"
59	P01507	Nut, Hx.	6	.....	5/16"-18
60	P01508	Nut, Hx.	2	.....	3/8"-16
61	P04254	Bolt, Hx.	2	.....	M14-2 x 40mm 8.8
62	P04610	Lockwasher	2	.....	M14

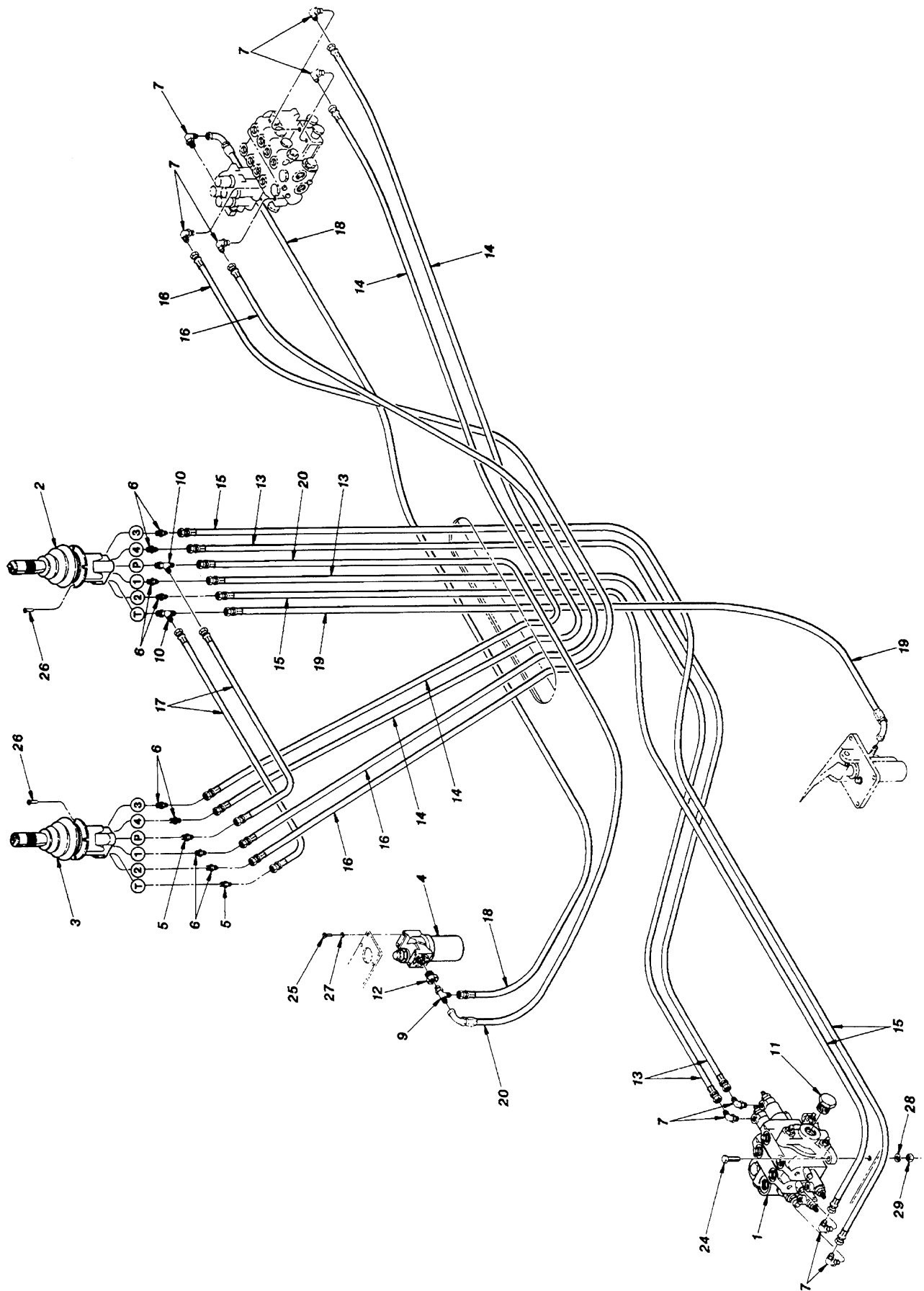
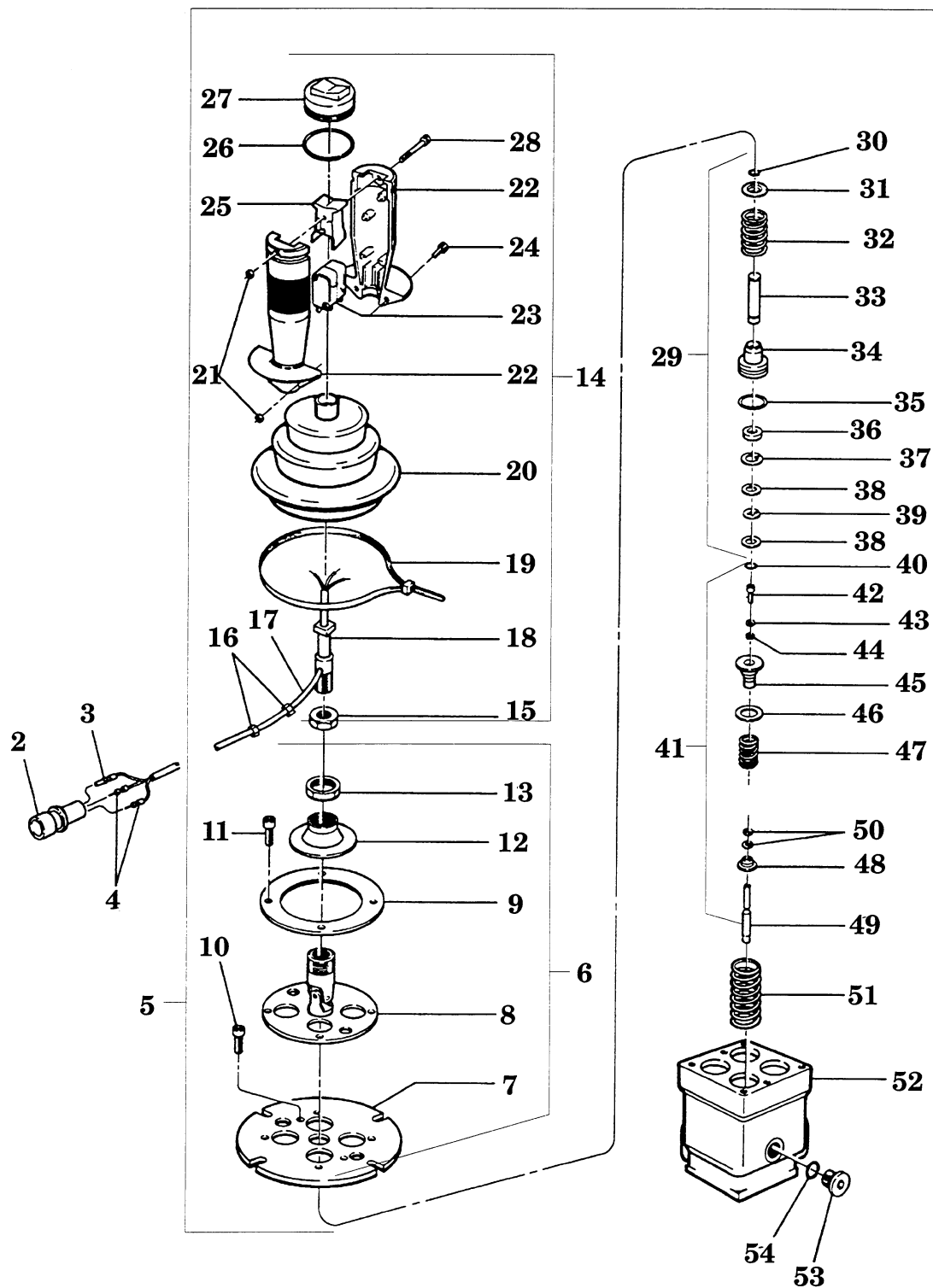


Figure 29947

29947

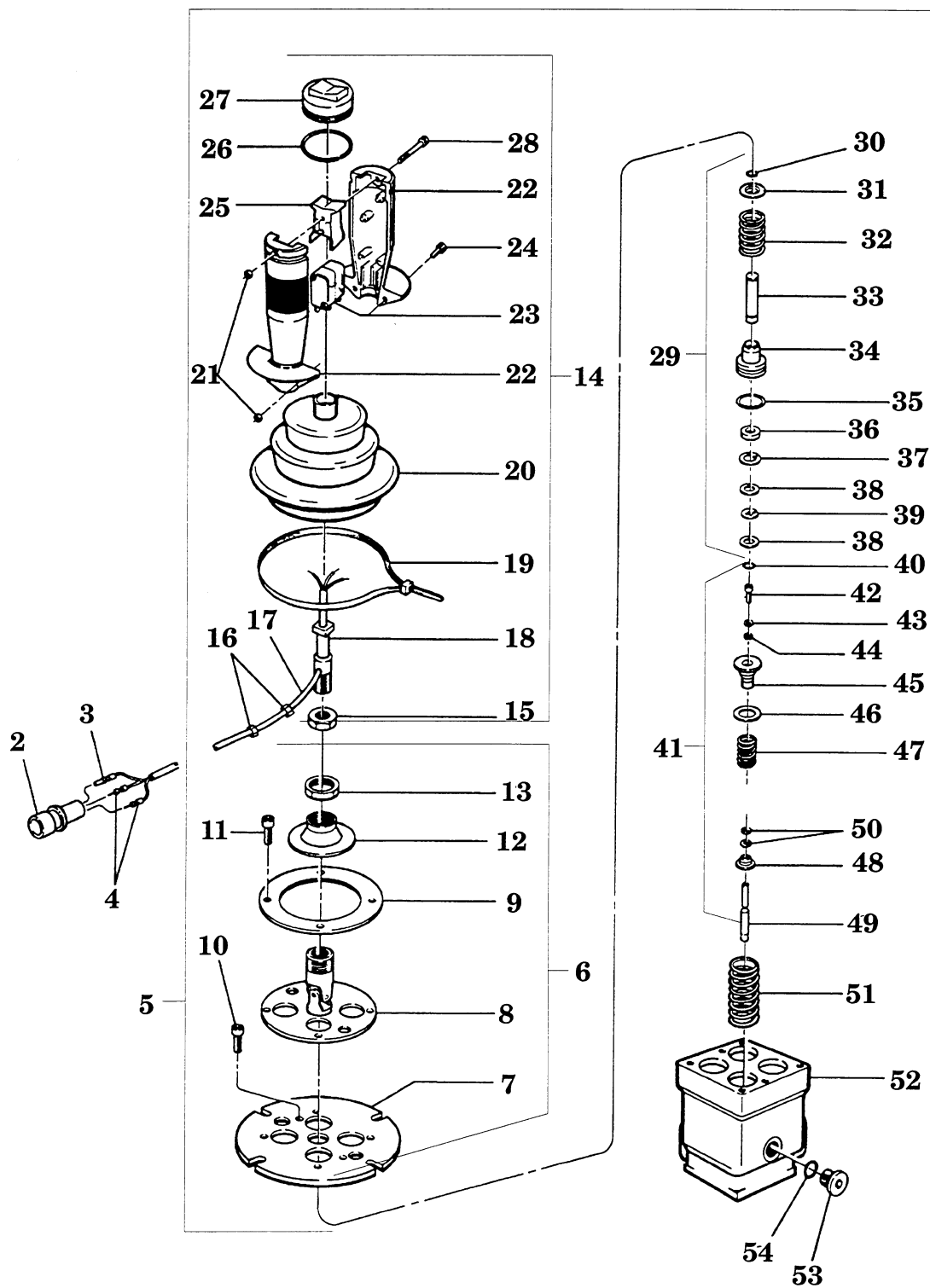
ITEM	PART NO.	DESCRIPTION	QTY	SERIAL NO.	REMARKS
1	P28492	Valve Assembly	1	2784 – 3111	Boom Control, 2 spool
2	P28495	Valve Assembly	1	" – "	Joystick Control, Rear
3	P40348	Valve Assembly	1	" – "	Joystick Control, Front
4	P29325	Filter, Pressure	1	" – "	
5	P18936	Connector	2	" – "	Includes O-Ring
6	P24612	Connector	8	" – "	Includes O-Ring
7	P18935	Elbow, 90 deg.	9	" – "	Includes O-Ring
9	P21219	Tee	1	" – "	Includes O-Ring
10	P21914	Tee	2	" – "	Includes O-Ring
11	P25686	Plug	1	" – "	Includes O-Ring
12	P28382	Adapter	1	" – "	Includes O-Ring
13	P29781	Hose, Hydraulic	1	" – "	.25" x 55"
14	P29154	Hose, Hydraulic	2	" – "	.25" x 58"
15	P29782	Hose, Hydraulic	2	" – "	.25" x 67"
16	P29783	Hose, Hydraulic	2	" – "	.25" x 70"
17	P27653	Hose, Hydraulic	2	" – "	.38" x 17"
18	P29274	Hose, Hydraulic	2	" – "	.38" x 28"
19	P18909	Hose, Hydraulic	1	" – "	.38" x 43"
20	P27190	Hose, Hydraulic	1	" – "	.38" x 70"
24	P00405	Bolt, Hx. Hd.	1	" – "	1/2"-13 x 1 3/4"
25	P03179	Screw, Button Hd. Socket	3	" – "	#10-24 x 5/8"
26	P03196	Bolt, Button Hd. Socket	8	" – "	1/4"-20 x 3/4"
27	P01306	Lockwasher	4	" – "	#10
28	P01312	Lockwasher	3	" – "	1/2"
29	P01510	Nut, Hx.	3	" – "	1/2"-13



**Figure P40348**

## P40348 (1 of 2)

ITEM	PART NO.	DESCRIPTION	QTY.	SERIAL NO.	REMARKS
1	P40348	Joystick Assembly	1	2784 – 3111	Incl. items 2–54. For use with Gresen Control Valve.
2	P40250	Plug	1	" – "	
3	P40251	Pin	1	" – "	
4	P40252	Socket	2	" – "	
5	P40009	Joystick Assembly	1	" – "	Incl. items 6–54
6	P91656	Mounting Plate Assembly	1	" – "	Incl. items 7–13
7	N.S.S.	Plate	1	" – "	
8	N.S.S.	Pivot, Handle	1	" – "	
9	N.S.S.	Ring, Mount	1	" – "	
10	P04840	Screw, Socket Hd.	2	" – "	
11	P04844	Screw, Socket Hd.	4	" – "	
12	P91657	Pressure Plate	1	" – "	
13	P91658	Nut	1	" – "	
14	P29415	Hand Lever Assembly	1	" – "	Incl. items 15–28
15	P04758	Nut, Jam	1	" – "	
16	P91659	Clamp, Wire	2	" – "	
17	P91660	Wire	1	" – "	
18	N.S.S.	Shaft	1	" – "	
19	P91661	Clamping Ring	1	" – "	
20	P91662	Bellows	1	" – "	
21	P04704	Nut, Hx., M4-.7	3	" – "	
22	P91663	Handle	1	" – "	
23	P91664	Micro Switch	1	" – "	
24	P04833	Screw, Socket Hd., M4.7 x 10mm	2	" – "	
25	P91665	Push Button	1	" – "	
26	P91666	Lock Ring	1	" – "	
27	P91667	Sealing Cap	1	" – "	
28	P04838	Screw	1	" – "	
29	N.S.S.	Pressure Pin Set	4	" – "	Incl. items 30–40. Consult Factory.
30	N.S.S.	Wire Coil	1	" – "	
31	N.S.S.	Retainer, Spring	1	" – "	
32	N.S.S.	Spring	1	" – "	
33	N.S.S.	Shaft	1	" – "	
34	N.S.S.	Seat	1	" – "	
35	N.S.S.	O-Ring	1	" – "	
36	N.S.S.	Sealing Ring	1	" – "	
37	N.S.S.	Circlip	1	" – "	
38	N.S.S.	Spacer Ring	A/R	" – "	
39	N.S.S.	Circlip	1	" – "	
40	N.S.S.	O-Ring	1	" – "	
41	N.S.S.	Spring Pack Set	4	" – "	Incl. items 42–50. Consult Factory.
42	N.S.S.	Screw	1	" – "	
43	N.S.S.	Spacer Ring	A/R	" – "	
44	N.S.S.	Washer	1	" – "	
45	N.S.S.	Spool	1	" – "	
46	N.S.S.	Spacer Ring	A/R	" – "	
47	N.S.S.	Spring	1	" – "	

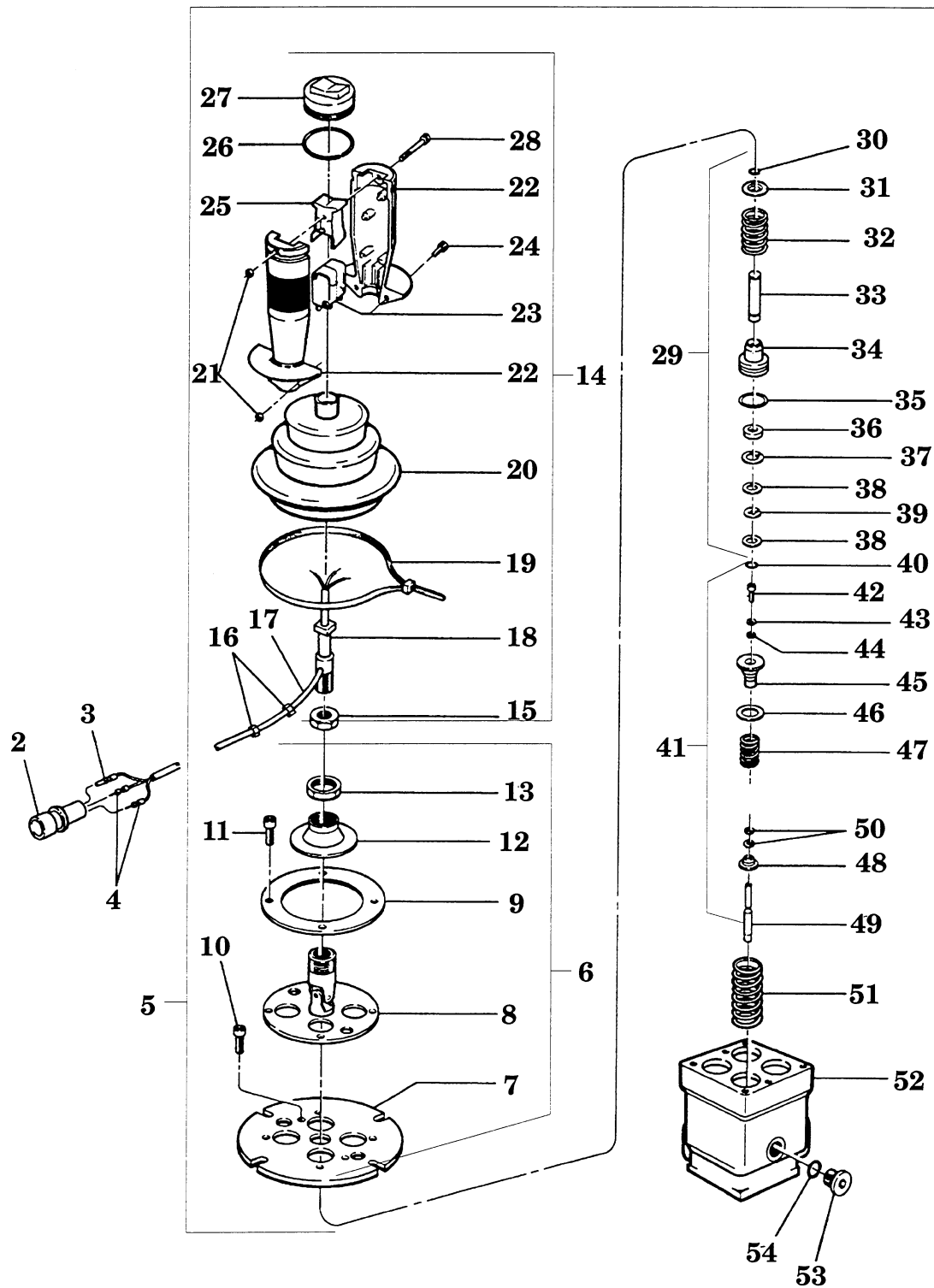


**Figure P40348**



## P40348 (2 of 2)

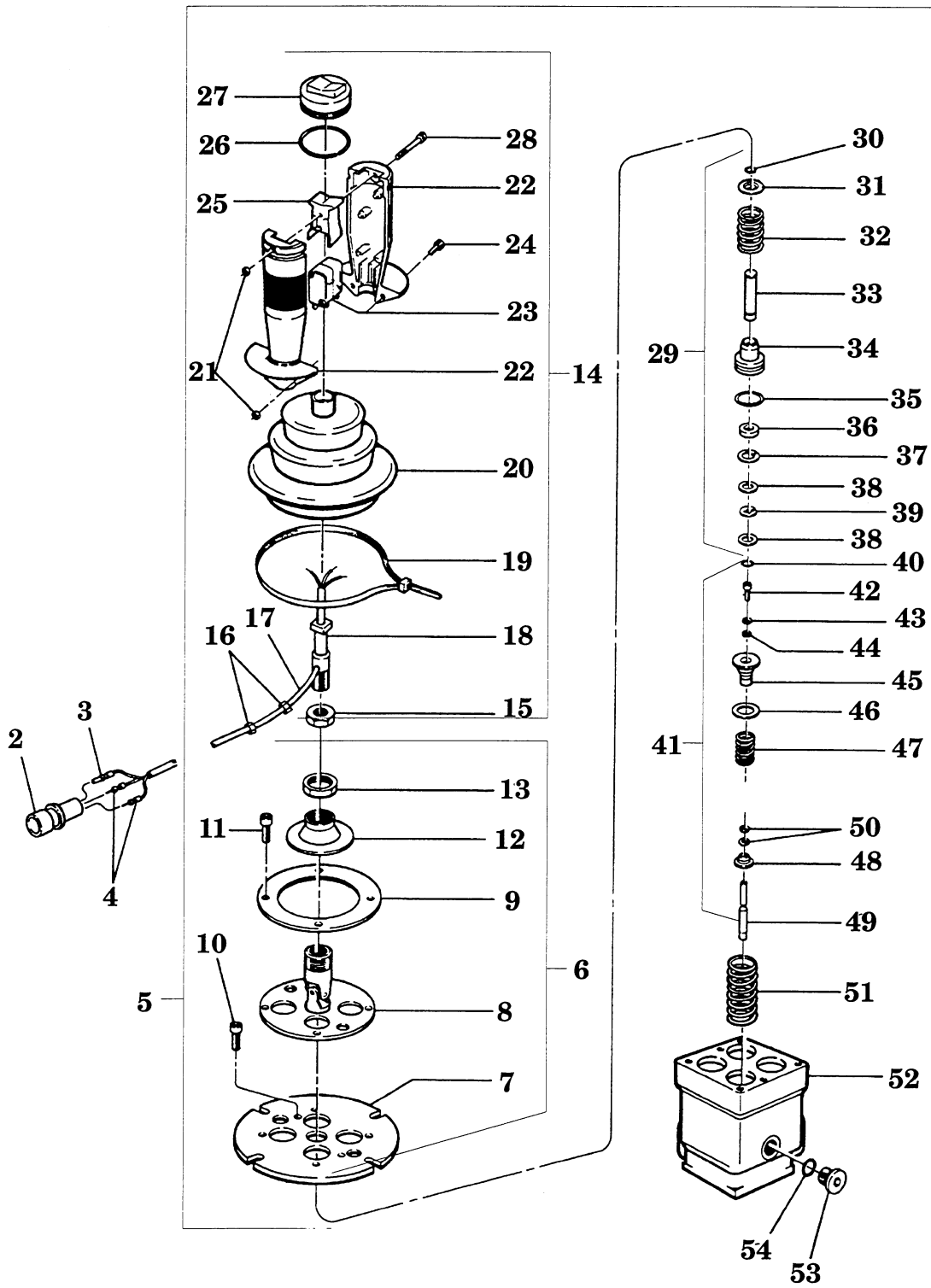
ITEM	PART NO.	DESCRIPTION	QTY	SERIAL NO.	REMARKS
48	N.S.S.	Base	1	" - "	
49	N.S.S.	Shaft	1	" - "	
50	P91687	Spacer Ring	A/R	" - "	0.1 mm
	P91688	Spacer Ring	A/R	" - "	0.5 mm
51	P91689	Return Spring	4	" - "	
52	N.S.S.	Housing	1	" - "	
53	P27935	Plug Assembly	1	" - "	Incl. item 54
54	P28954	O-Ring	1	" - "	



**Figure P28495**

## P28495 (1 of 2)

ITEM	PART NO.	DESCRIPTION	QTY	SERIAL NO.	REMARKS
1	P28495	Joystick Assembly	1	2784 – 3111	Incl. items 2–54. For use with Husco Control Valve.
2	P40250	Plug	1	" – "	
3	P40251	Pin	1	" – "	
4	P40252	Socket	2	" – "	
5	P40009	Joystick Assembly	1	" – "	Incl. items 6–54
6	P91656	Mounting Plate Assembly	1	" – "	Incl. items 7–13
7	N.S.S.	Plate	1	" – "	
8	N.S.S.	Pivot, Handle	1	" – "	
9	N.S.S.	Ring, Mount	1	" – "	
10	P04840	Screw, Socket Hd.	2	" – "	
11	P04844	Screw, Socket Hd.	4	" – "	
12	P91657	Pressure Plate	1	" – "	
13	P91658	Nut	1	" – "	
14	P29415	Hand Lever Assembly	1	" – "	Incl. items 15–28
15	P04758	Nut, Jam	1	" – "	
16	P91659	Clamp, Wire	2	" – "	
17	P91660	Wire	1	" – "	
18	N.S.S.	Shaft	1	" – "	
19	P91661	Clamping Ring	1	" – "	
20	P91662	Bellows	1	" – "	
21	P04704	Nut, Hx., M4-.7	3	" – "	
22	P91663	Handle	1	" – "	
23	P91664	Micro Switch	1	" – "	
24	P04833	Screw, Socket Hd., M4.7 x 10mm	2	" – "	
25	P91665	Push Button	1	" – "	
26	P91666	Lock Ring	1	" – "	
27	P91667	Sealing Cap	1	" – "	
28	P04838	Screw	1	" – "	
29	N.S.S.	Pressure Pin Set	4	" – "	Incl. items 30–40. Consult Factory.
30	N.S.S.	Wire Coil	1	" – "	
31	N.S.S.	Retainer, Spring	1	" – "	
32	N.S.S.	Spring	1	" – "	
33	N.S.S.	Shaft	1	" – "	
34	N.S.S.	Seat	1	" – "	
35	N.S.S.	O-Ring	1	" – "	
36	N.S.S.	Sealing Ring	1	" – "	
37	N.S.S.	Circlip	1	" – "	
38	N.S.S.	Spacer Ring	A/R	" – "	
39	N.S.S.	Circlip	1	" – "	
40	N.S.S.	O-Ring	1	" – "	
41	N.S.S.	Spring Pack Set	4	" – "	Incl. items 42–50. Consult Factory.
42	N.S.S.	Screw	1	" – "	
43	N.S.S.	Spacer Ring	A/R	" – "	
44	N.S.S.	Washer	1	" – "	
45	N.S.S.	Spool	1	" – "	
46	N.S.S.	Spacer Ring	A/R	" – "	
47	N.S.S.	Spring	1	" – "	



### Figure P28495

## P28495 (2of 2)

ITEM	PART NO.	DESCRIPTION	QTY.	SERIAL NO.	REMARKS
48	N.S.S.	Base	1	" - "	
49	N.S.S.	Shaft	1	" - "	
50	P91687	Spacer Ring	A/R	" - "	0.1 mm
	P91688	Spacer Ring	A/R	" - "	0.5 mm
51	P91689	Return Spring	4	" - "	
52	N.S.S.	Housing	1	" - "	
53	P27935	Plug Assembly	1	" - "	Incl. item 54
54	P28954	O-Ring	1	" - "	

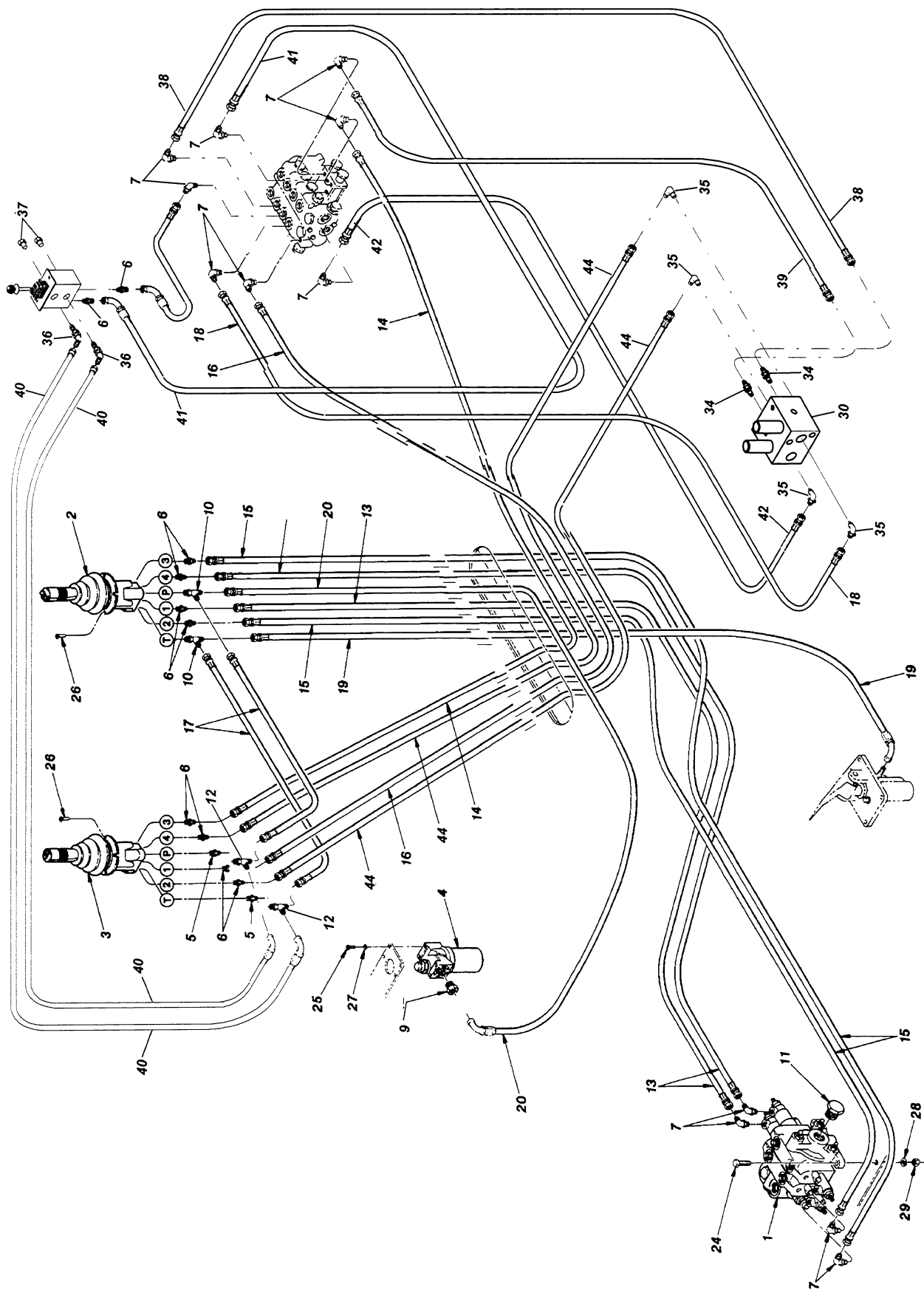


Figure 29947-1

## 29947-1

ITEM	PART NO.	DESCRIPTION	QTY	SERIAL NO.	REMARKS
1	P28492	Valve Assembly	1	3112 –	Boom Control, 2 spool
2	P31406	Valve Assembly	1	3112 – 3125	JoyStick Control, Rear
	P32693	Valve Assembly	1	3126 –	JoyStick Control, Rear
3	P31406	Valve Assembly	1	3112 – 3125	Joystick Control, Front
	P32693	Valve Assembly	1	3126 –	Joystick Control, Front
4	P29325	Filter, Pressure	1	3112 –	
5	P18936	Connector	2	" – "	Includes O-Ring
6	P24612	Connector	10	" – "	Includes O-Ring
7	P18935	Elbow, 90°	12	" – "	Includes O-Ring
9	P18997	Connector	1	" – "	Includes O-Ring
10	P21914	Tee	2	" – "	Includes O-Ring
11	P25686	Plug	1	" – "	Includes O-Ring
12	P19412	Tee	2	" – "	Includes O-Ring
13	P29781	Hose, Hydraulic	2	" – "	.25" x 55"
14	P29154	Hose, Hydraulic	2	" – "	.25" x 58"
15	P29782	Hose, Hydraulic	2	" – "	.25" x 67"
16	P29783	Hose, Hydraulic	2	" – "	.25" x 70"
17	P20857	Hose, Hydraulic	1	" – "	.38" x 13"
18	P19753	Hose, Hydraulic	1	" – "	
19	P18909	Hose, Hydraulic	1	" – "	.38" x 43"
20	P27190	Hose, Hydraulic	1	" – "	.38" x 70"
24	P00405	Bolt, Hx. Hd.	3	" – "	1/2"-13 x 1 3/4"
25	P03179	Screw, Button Hd. Socket	4	" – "	#10-24 x 5/8"
26	P00003	Bolt, Hx.	10	" – "	1/4"-20 x 3/4"
27	P01308	Lockwasher	4	" – "	1/4"
28	P01312	Lockwasher	3	" – "	1/2"
29	P01510	Nut, Hx.	3	" – "	1/2"-13
30	35406A	Valve, Selector	1	" – "	6-Port
31	P31443	Controller, Single Axis	1	" – "	With Pull
32	P00016	Bolt, Hx.	2	" – "	1/4"-20 x 3 3/4"
33	P01506	Nut, Hx.	5	" – "	1/4"-20
34	P18960	Connector	2	" – "	Includes O-Ring
35	P19248	Elbow, 90°	4	" – "	Includes O-Ring
36	P19815	Elbow, 45°	2	" – "	Includes O-Ring
37	P25691	Plug	2	" – "	
38	P25861	Hose, Hydraulic	1	" – "	
39	P27135	Hose, Hydraulic	1	" – "	
40	P27185	Hose, Hydraulic	2	" – "	
41	P29994	Hose, Hydraulic	1	" – "	
42	P30170	Hose, Hydraulic	1	" – "	
43	P32413	Hose, Hydraulic	1	" – "	
44	P30189	Hose, Hydraulic	2	" – "	

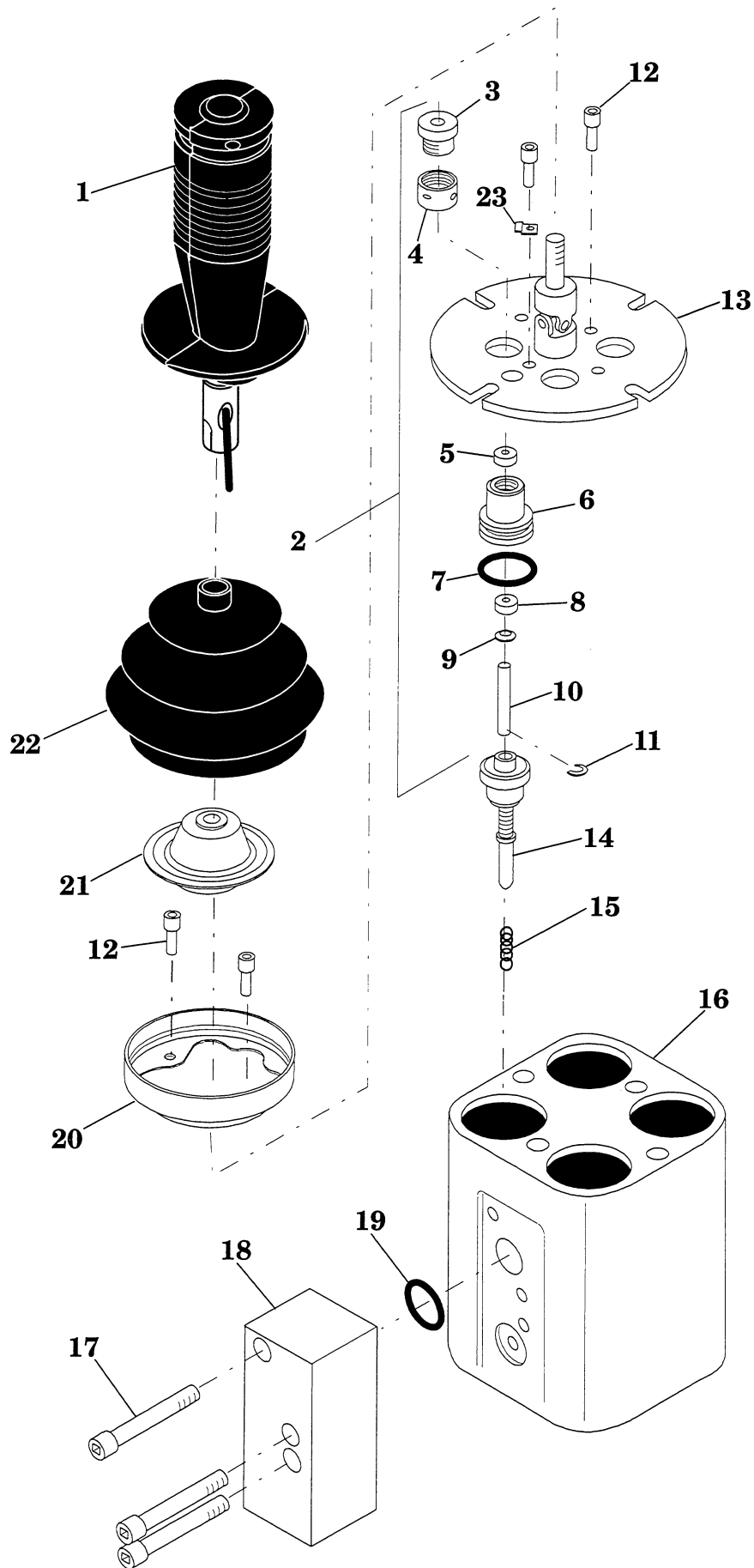
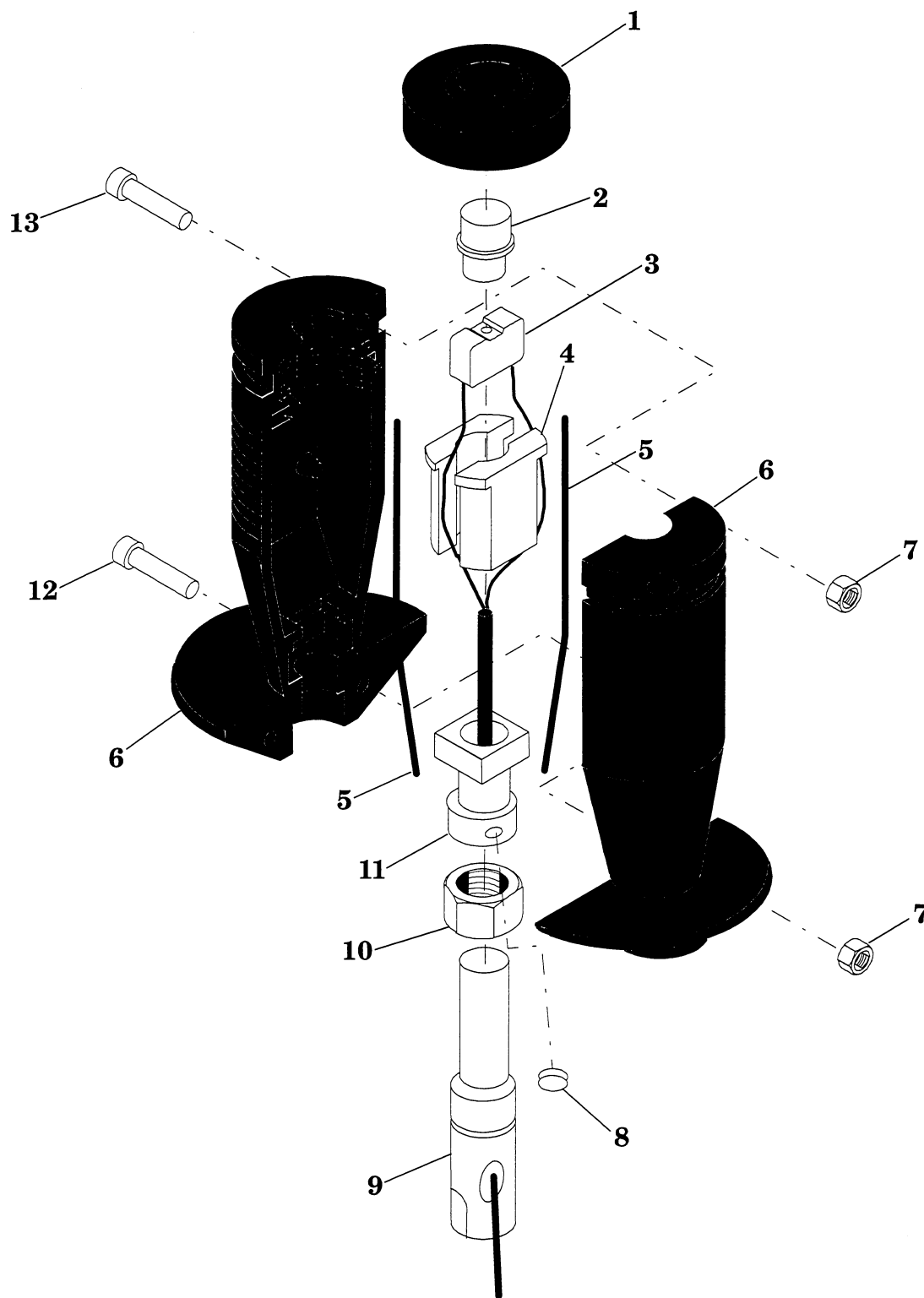


Figure P31559



## P31559

ITEM	PART NO.	DESCRIPTION	QTY	SERIAL NO.	REMARKS
—	P31559	Joystick Assembly (Vickers)	—	3126 —	Incl. Items 1-23
1	P32693	Handle Assembly	1	" — "	See Page 5-54
2	P31462	Guide Assembly	4	" — "	Incl. Items 3-11
3	P31463	Adjuster	4	" — "	
4	P31464	Ring, Locking	4	" — "	
5	P31465	Wiper	4	" — "	
6	P31466	Guide	4	" — "	
7	NSS	Seal, O-Ring	4	" — "	Avail. in Seal Kit P32578
8	NSS	Seal	4	" — "	Avail. in Seal Kit P32578
9	P31469	Spreader	4	" — "	
10	P31470	Plunger	4	" — "	
11	P31471	CirClip	4	" — "	
12	NSS	Screw	6	" — "	Avail. in Hardware Kit P31478
13	P31473	Flange Assembly	4	" — "	
14	NSS	Spool Assembly	4	" — "	
15	P31474	Spring	4	" — "	
16	NSS	Body	1	" — "	
17	NSS	Screw	3	" — "	Avail. in Hardware Kit P31478
18	NSS	Manfold	1	" — "	
19	P31476	Seal, O-Ring	1	" — "	
20	NSS	Retainer	1	" — "	
21	NSS	Cam	1	" — "	
22	P31477	Boot	1	" — "	
23	NSS	Clip	4	" — "	
NI	P31478	Kit, Hardware	AR	" — "	(Includes Items 7, 8)
NI	P32578	Kit, Seal	AR	" — "	(Includes Items 12, 17)



**Figure P32693**

## P32693

ITEM	PART NO.	DESCRIPTION	QTY.	SERIAL NO.	REMARKS
—	P32693	Handle Assembly, Joystick		3126 —	PushButton (Vickers) Incl. Items 1-13
1	P31489	Cap	1	" — "	
2	NSS	Push Button	1	" — "	
3	P31598	Switch	1	" — "	
4	NSS	Guide	2	" — "	
5	NSS	Seal	2	" — "	
6	NSS	Handle, Half	2	" — "	
7	NSS	Nut	4	" — "	Avail. in Hardware Kit P31487
8	NSS	Locking Screw	1	" — "	Avail. in Hardware Kit P31487
9	NSS	Stem	1	" — "	
10	P31483	Locknut	1	" — "	Avail. in Hardware Kit P31487
11	NSS	Joint, Lever	1	" — "	
12	NSS	Screw	2	" — "	Avail. in Hardware Kit P31487
13	NSS	Screw	2	" — "	Avail. in Hardware Kit P31487
NI	P31487	Kit, Hardware	AR	" — "	(Includes Items 7, 8, 10, 12, 13)

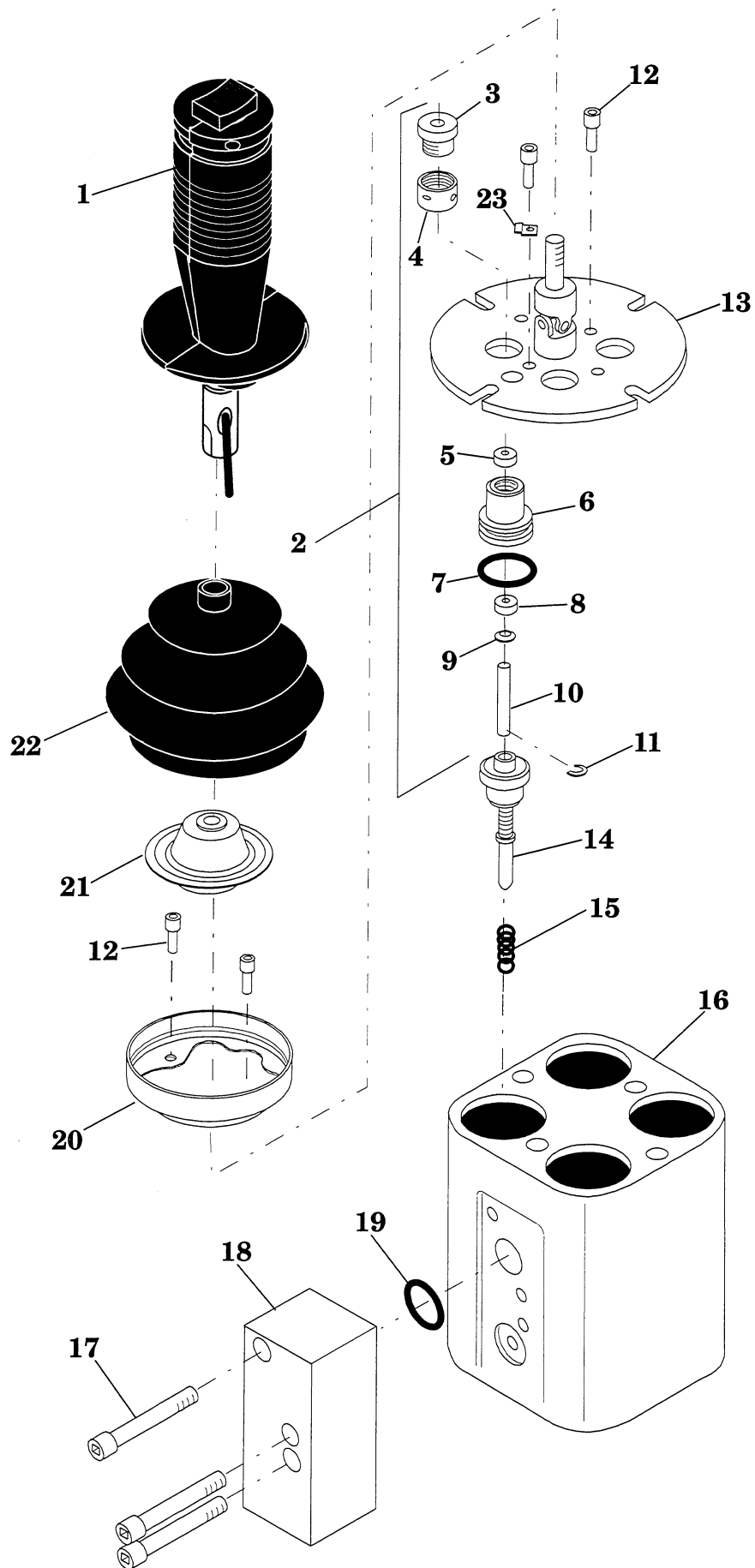
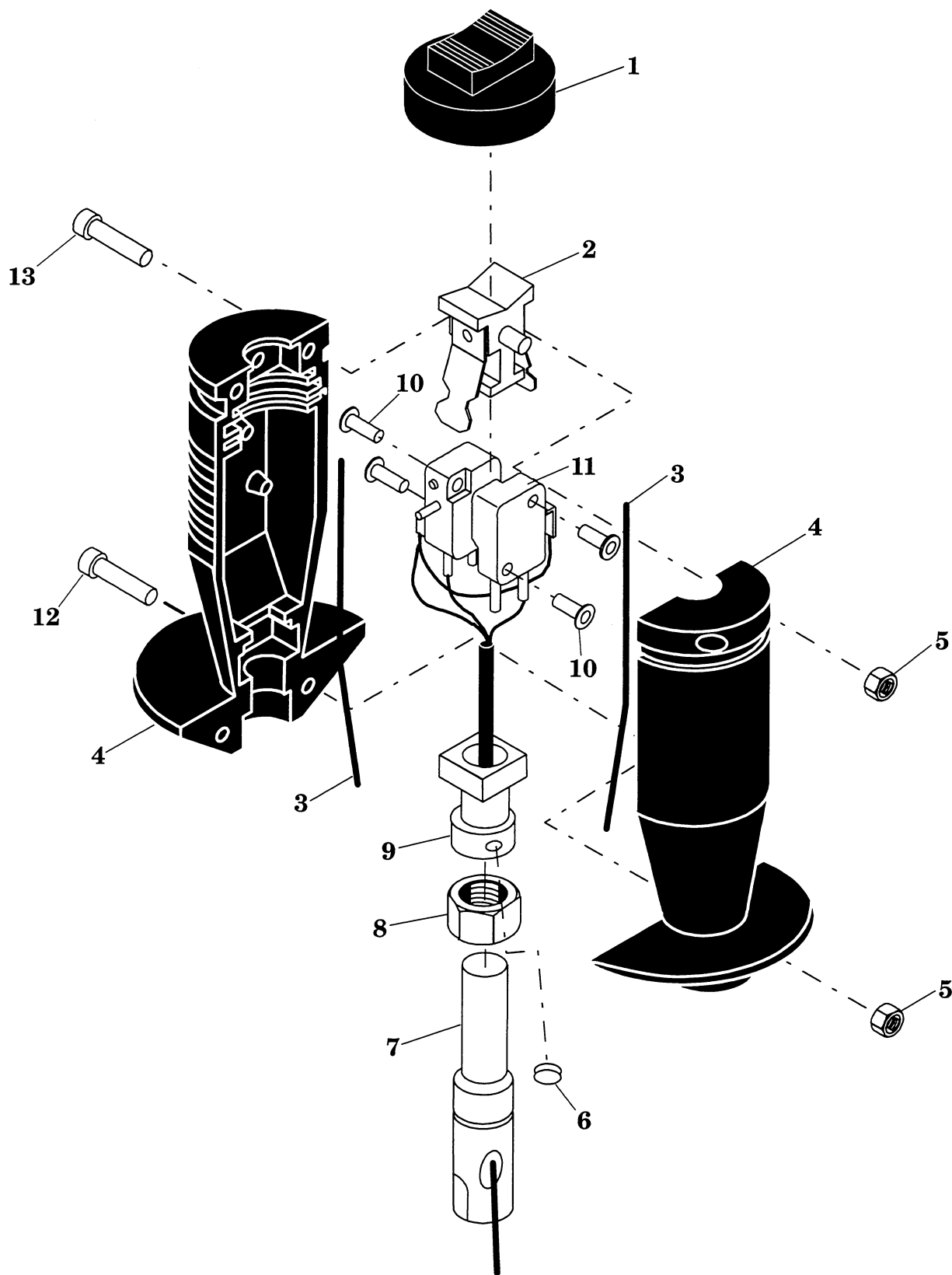


Figure P31406

## P31406

ITEM	PART NO.	DESCRIPTION	QTY	SERIAL NO.	REMARKS
—	P31406	Joystick Assembly (Vickers)	—	3112 – 3125	Incl. Items 1-23
1	P32692	Handle Assembly	1	" – "	See Page 5-58
2	P31462	Guide Assembly	4	" – "	Incl. Items 3-11
3	P31463	Adjuster	4	" – "	
4	P31464	Ring, Locking	4	" – "	
5	P31465	Wiper	4	" – "	
6	P31466	Guide	4	" – "	
7	NSS	Seal, O-Ring	4	" – "	Avail. in Seal Kit P32578
8	NSS	Seal	4	" – "	Avail. in Seal Kit P32578
9	P31469	Spreader	4	" – "	
10	P31470	Plunger	4	" – "	
11	P31471	CirClip	4	" – "	
12	NSS	Screw	6	" – "	Avail. in Hardware Kit P31478
13	P31473	Flange Assembly	4	" – "	
14	NSS	Spool Assembly	4	" – "	
15	P31474	Spring	4	" – "	
16	NSS	Body	1	" – "	
17	NSS	Screw	3	" – "	Avail. in Hardware Kit P31478
18	NSS	Manfold	1	" – "	
19	P31476	Seal, O-Ring	1	" – "	
20	NSS	Retainer	1	" – "	
21	NSS	Cam	1	" – "	
22	P31477	Boot	1	" – "	
23	NSS	Clip	4	" – "	
NI	P31478	Kit, Hardware	AR	" – "	(Includes Items 7, 8)
NI	P32578	Kit, Seal	AR	" – "	(Includes Items 12, 17)



**Figure P32692**

## P32692

ITEM	PART NO.	DESCRIPTION	QTY	SERIAL NO.	REMARKS
—	P32692	Handle Assembly, Joystick		3112 – 3125	Rocker (Vickers) Incl. Items 1-13
1	P31479	Cap	1	" – "	
2	NSS	Rocker	1	" – "	
3	NSS	Seal	2	" – "	
4	NSS	Handle, Half	2	" – "	
5	NSS	Nut	4	" – "	Avail. in Hardware Kit P31487
6	NSS	Screw, Locking	1	" – "	Avail. in Hardware Kit P31487
7	NSS	Stem	1	" – "	
8	P31483	Locknut	1	" – "	Avail. in Hardware Kit P31487
9	NSS	Joint, Lever	1	" – "	
10	P31484	Spacer	4	" – "	
11	P31485	Switch Assembly	1	" – "	
12	NSS	Screw	2	" – "	Avail. in Hardware Kit P31487
13	NSS	Screw	2	" – "	Avail. in Hardware Kit P31487
NI	P31487	Kit, Hardware	AR	" – "	(Includes Items 5, 6, 8, 12, 13)

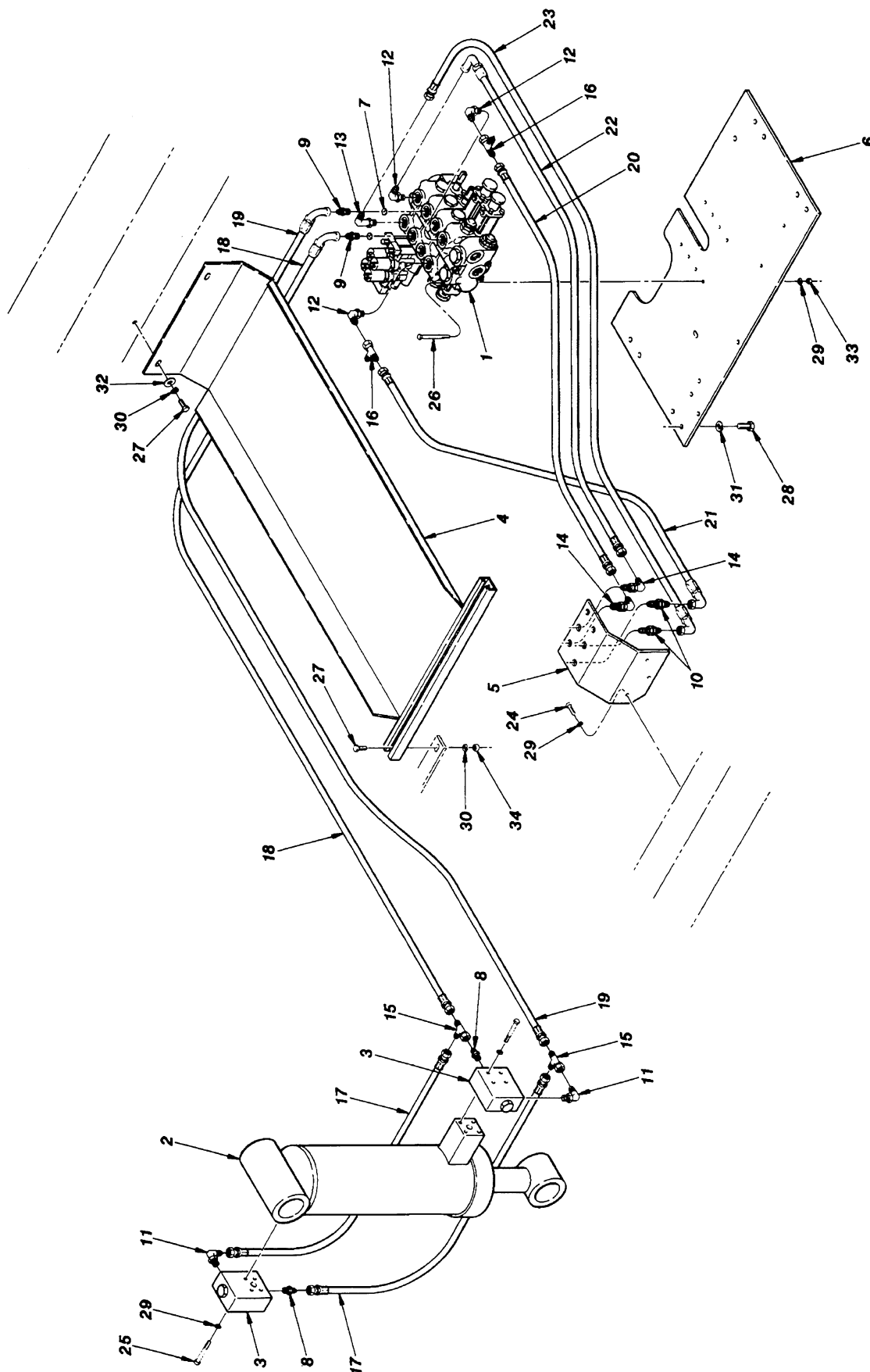


Figure 29948



29948

ITEM	PART NO.	DESCRIPTION	QTY.	SERIAL NO.	REMARKS
1	P28707	Valve Assembly, Control	1	2784 – 3111	4 - Spool
	P28705	Valve Assembly, Control	-	" – "	5 - Spool
	P28706	Valve Assembly, Control	-	" – "	6 - Spool
	P28488	Valve Assembly, Control	-	" – "	7 - Spool
2	P24741	Cylinder, Frame Tilt	1	" – "	
3	P17686	Valve, Counterbalance	2	" – "	
4	31782B	Tray	1	" – "	Hose
5	31814B	Bracket	1	" – "	Bulkhead
6	30383C	Plate	1	" – "	Valve Mounting
7	31846A	Restrictor	2	" – "	
8	P19478	Connector	2	" – "	Includes O-Ring
9	P20852	Connector	2	" – "	Includes O-Ring
10	P18949	Connector	2	" – "	Bulkhead
11	P18935	Elbow, 90 deg	2	" – "	Includes O-Ring
12	P18956	Elbow, 90 deg.	3	" – "	Includes O-Ring
13	P27392	Elbow, 90 deg. (Long)	1	" – "	Includes O-Ring
14	P27394	Elbow, 90 deg.	2	" – "	Bulkhead
15	P19412	Tee, Swivel	2	" – "	
16	P20979	Tee, Swivel	2	" – "	
17	P27428	Hose, Hydraulic	2	" – "	.25" x 25"
18	P24682	Hose, Hydraulic	1	" – "	.25" x 58"
19	P27666	Hose, Hydraulic	1	" – "	.25" x 63"
20	P29775	Hose, Hydraulic	1	" – "	.50" x 22"
21	P29765	Hose, Hydraulic	1	" – "	.50" x 25"
22	P29766	Hose, Hydraulic	1	" – "	.50" x 30"
23	P29767	Hose, Hydraulic	1	" – "	.50" x 38"
24	P00104	Bolt, Hx. Hd.	3	" – "	5/16"-18 x 1"
25	P00108	Bolt, Hx. Hd.	8	" – "	5/16"-18 x 2"
26	P00111	Bolt, Hx. Hd.	3	" – "	5/16"-18 x 2 3/4"
27	P00204	Bolt, Hx. Hd.	4	" – "	3/8"-16 x 1"
28	P00402	Bolt, Hx. Hd.	8	" – "	1/2"-13 x 1"
29	P01309	Lockwasher	14	" – "	5/16"
30	P01310	Lockwasher	4	" – "	3/8"
31	P01312	Lockwasher	8	" – "	1/2"
32	P01404	Washer, Flat	2	" – "	3/8"
33	P01507	Nut, Hx.	3	" – "	5/16"-18
34	P01508	Nut, Hx.	2	" – "	3/8"-16

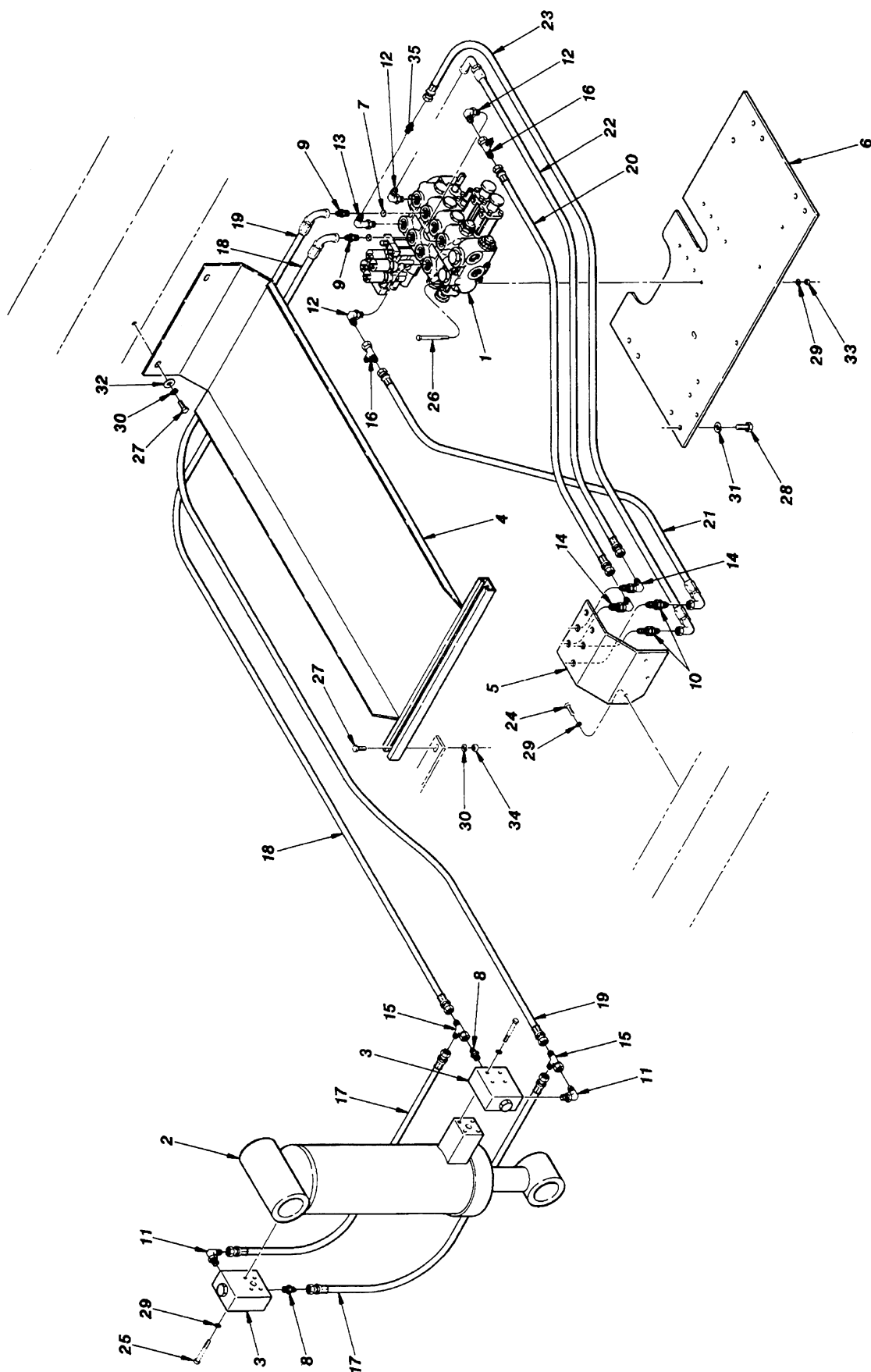


Figure 29948-1

## 29948-1

ITEM	PART NO.	DESCRIPTION	QTY.	SERIAL NO.	REMARKS
1	P31557	Valve Assembly, Control	1	3112 -	4 - Spool
2	P24741	Cylinder, Frame Tilt	1	" - "	
3	P17686	Valve, Counterbalance	2	" - "	Counterbalance
4	31782B	Tray	1	" - "	Hose
5	31814B	Bracket	1	" - "	Bulkhead
6	30383C	Plate	1	" - "	Valve Mounting
7	31846A	Restrictor	2	" - "	
8	P19478	Connector	2	" - "	Includes O-Ring
9	P25697	Connector	2	" - "	Includes O-Ring
10	P18949	Connector	2	" - "	Bulkhead
11	P18935	Elbow, 90 deg	2	" - "	Includes O-Ring
12	P25247	Elbow, 90 deg.	3	" - "	Includes O-Ring
13	P29012	Elbow, 90 deg. (Long)	1	" - "	Includes O-Ring
14	P27394	Elbow, 90 deg.	2	" - "	Bulkhead
15	P19412	Tee, Swivel	2	" - "	
16	P20979	Tee, Swivel	2	" - "	
17	P27428	Hose, Hydraulic	2	" - "	.25" x 25"
18	P24682	Hose, Hydraulic	1	" - "	.25" x 58"
19	P27666	Hose, Hydraulic	1	" - "	.25" x 63"
20	P29775	Hose, Hydraulic	1	" - "	.50" x 22"
21	P29765	Hose, Hydraulic	1	" - "	.50" x 25"
22	P29766	Hose, Hydraulic	1	" - "	.50" x 30"
23	P29767	Hose, Hydraulic	1	" - "	.50" x 38"
24	P00104	Bolt, Hx. Hd.	3	" - "	5/16"-18 x 1"
25	P00108	Bolt, Hx. Hd.	8	" - "	5/16"-18 x 2"
26	P00111	Bolt, Hx. Hd.	3	" - "	5/16"-18 x 2 3/4"
27	P00204	Bolt, Hx. Hd.	4	" - "	3/8"-16 x 1"
28	P00402	Bolt, Hx. Hd.	8	" - "	1/2"-13 x 1"
29	P01309	Lockwasher	14	" - "	5/16"
30	P01310	Lockwasher	4	" - "	3/8"
31	P01312	Lockwasher	8	" - "	1/2"
32	P01404	Washer, Flat	2	" - "	3/8"
33	P01507	Nut, Hx.	3	" - "	5/16"-18
34	P01508	Nut, Hx.	2	" - "	3/8"-16
35	P27383	Reducer	1	" - "	

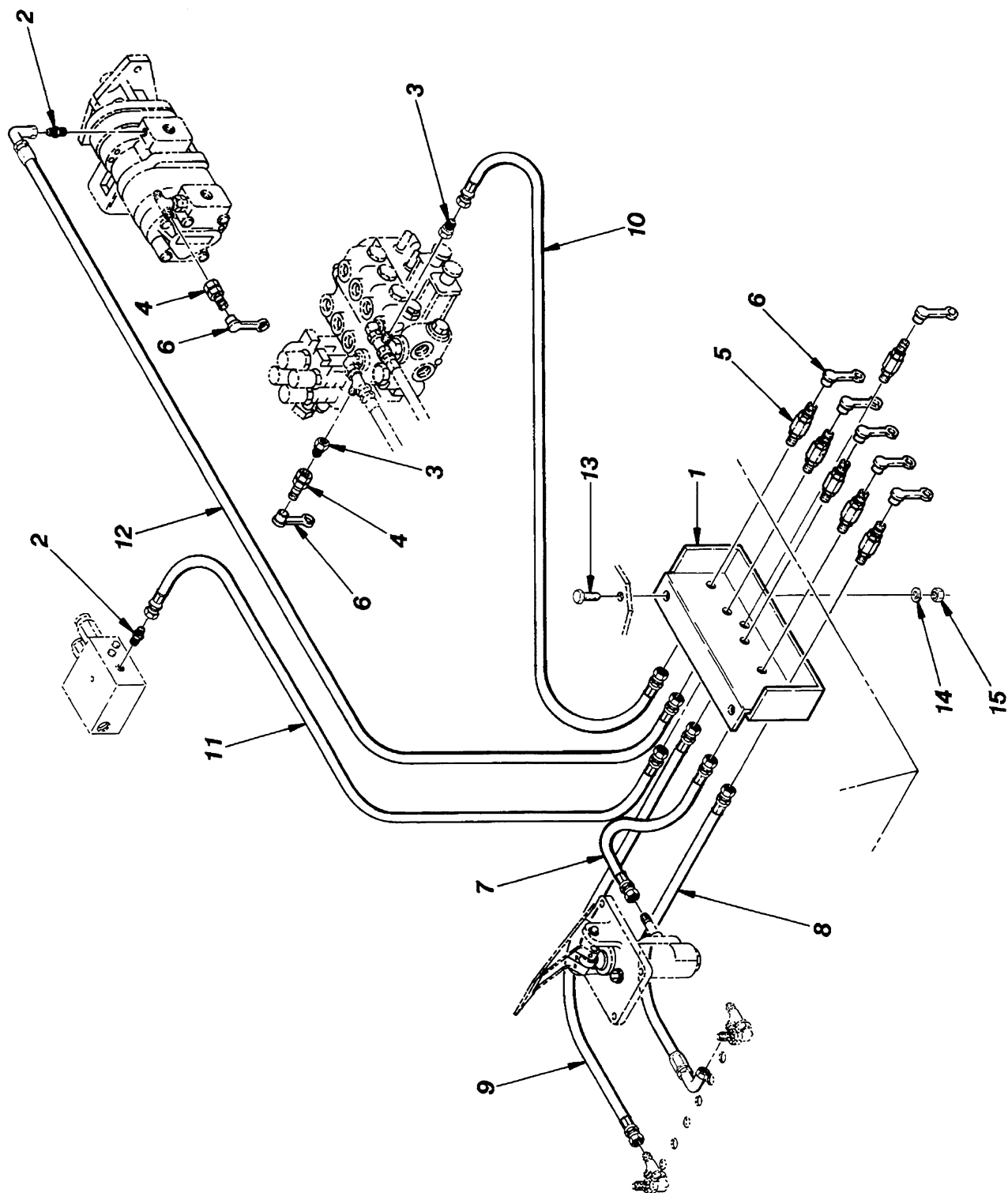


Figure 29949

29949

ITEM	PART NO.	DESCRIPTION	QTY.	SERIAL NO.	REMARKS
1	30217B	Housing, Test Port	1	2784 - 3111	
2	P18960	Connector, O-Ring	2	" - "	
3	P26607	Reducer, Swivel	2	" - "	
4	P27374	Diagnostic Nipple	2	" - "	
5	P28496	Diagnostic Nipple, Bulkhead	6	" - "	
6	P27805	Dust Cap	8	" - "	
7	P29778	Hyd. Hose	1	" - "	.25" x 8"
8	P29785	Hyd. Hose	1	" - "	.25" x 17"
9	P19889	Hyd. Hose	1	" - "	.25" x 32"
10	P29784	Hyd. Hose	1	" - "	.25" x 44"
11	P29779	Hyd. Hose	1	" - "	.25" x 45"
12	P27665	Hyd. Hose	1	" - "	.25" x 58"
13	P00204	Bolt, Hx.	2	" - "	3/8"-16 x 1"
14	P01310	Lockwasher	2	" - "	3/8"
15	P01508	Nut, Hx.	2	" - "	3/8"-16

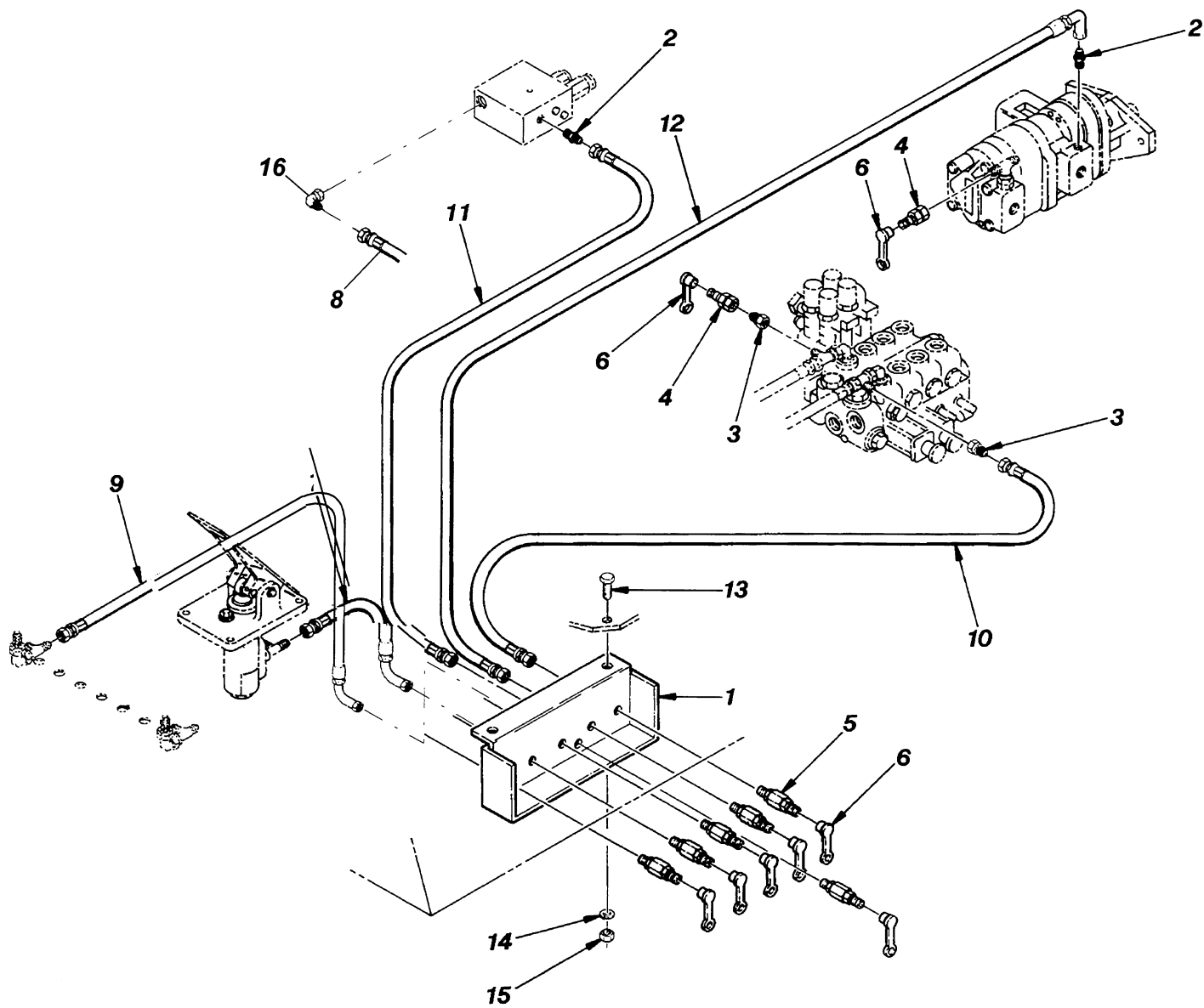


Figure 29949-1

## 29949-1

ITEM	PART NO.	DESCRIPTION	QTY	SERIAL NO.	REMARKS
1	30217B	Housing, Test Port	1	3112 -	
2	P18960	Connector, O-Ring	2	" - "	
3	P26607	Reducer, Swivel	2	" - "	
4	P27374	Diagnostic Nipple	2	" - "	
5	P28496	Diagnostic Nipple, Bulkhead	5	" - "	
6	P27805	Dust Cap	7	" - "	
7	P31182	Hyd. Hose	1	" - "	
8	P31183	Hyd. Hose	1	" - "	
9	P27662	Hyd. Hose	1	" - "	
10	P29784	Hyd. Hose	1	" - "	.25" x 44"
11	P29779	Hyd. Hose	1	" - "	.25" x 45"
12	P27665	Hyd. Hose	1	" - "	.25" x 58"
13	P00204	Bolt, Hx.	2	" - "	3/8"-16 x 1"
14	P01310	Lockwasher	2	" - "	3/8"
15	P01508	Nut, Hx.	2	" - "	3/8"-16
16	P18956	Elbow, 90°	1	" - "	

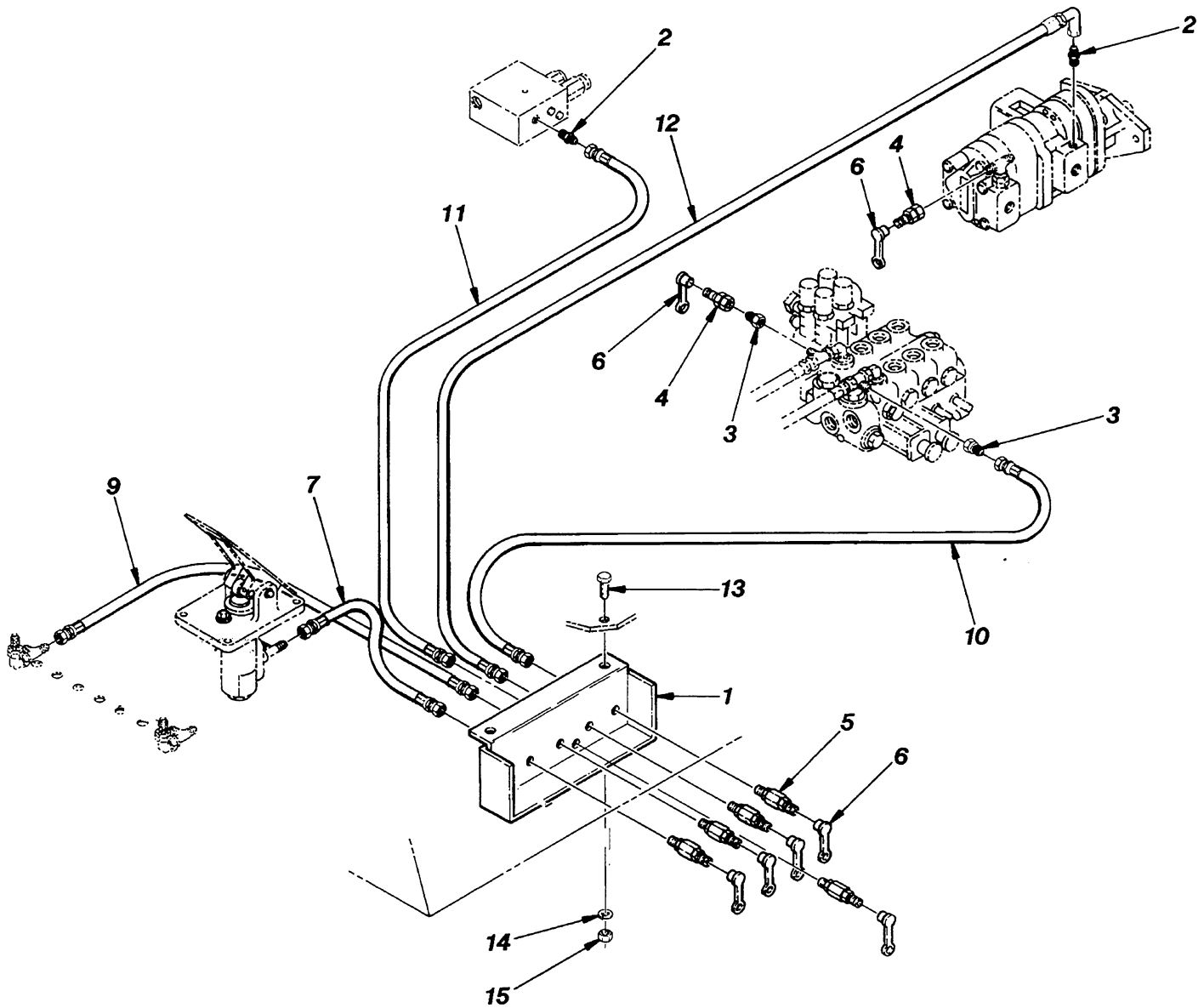


Figure 29949-2



## 29949-2

ITEM	PART NO.	DESCRIPTION	QTY	SERIAL NO.	REMARKS
1	30217B	Housing, Test Port	1	.....	
2	P18960	Connector, O-Ring	2	.....	
3	P26607	Reducer, Swivel	2	.....	
4	P27374	Diagnostic Nipple	2	.....	
5	P28496	Diagnostic Nipple, Bulkhead	5	.....	
6	P27805	Dust Cap	7	.....	
7	P29963	Hyd. Hose	1	.....	.25" x 10"
9	P19889	Hyd. Hose	1	.....	.25" x 32"
10	P29784	Hyd. Hose	1	.....	.25" x 44"
11	P29779	Hyd. Hose	1	.....	.25" x 45"
12	P27665	Hyd. Hose	1	.....	.25" x 58"
13	P00204	Bolt, Hx.	2	.....	3/8"-16 x 1"
14	P01310	Lockwasher	2	.....	3/8"
15	P01508	Nut, Hx.	2	.....	3/8"-16

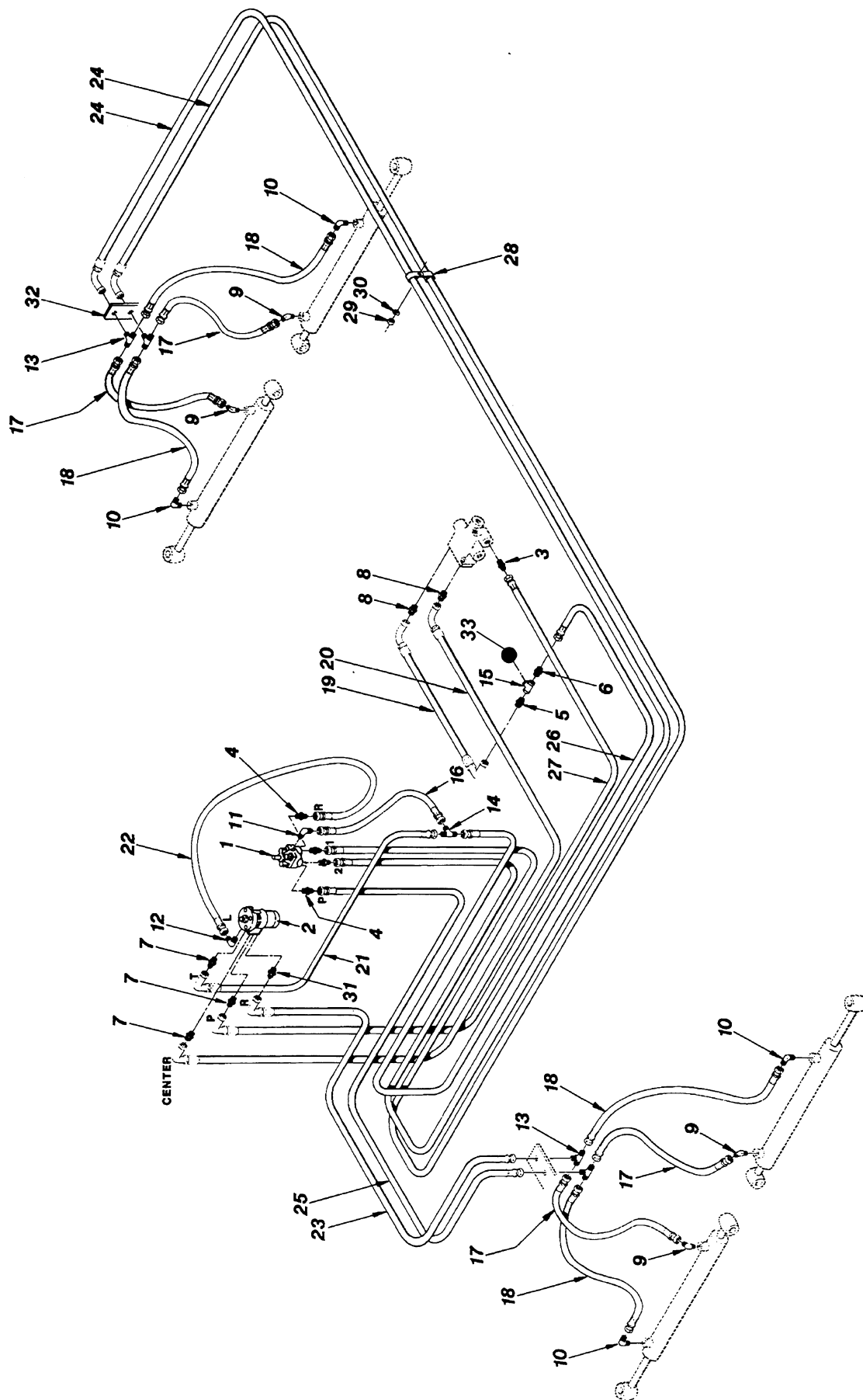


Figure 18389

18389

ITEM	PART NO.	DESCRIPTION	QTY	SERIAL NO.	REMARKS
1	31914A	Valve, Steering Selector	1	101 – 1694	Replaces P13714.
2	P19293	Steer Motor	1	" – "	
NI	P19432	Seal Kit, Steer Motor	–	" – "	
3	P15406	Connector, O-Ring	1	" – "	
4	P18938	Connector, JIC-Pipe	4	" – "	
5	P19246	Connector, JIC-Pipe	1	" – "	
6	P19875	Connector, JIC-Pipe	1	" – "	
7	P18944	Connector, O-Ring	3	" – "	
8	P18960	Connector, O-Ring	2	" – "	
9	P18943	45° Elbow, JIC-Pipe	4	" – "	
10	P18941	90° Elbow, JIC-Pipe	4	" – "	
11	P18945	90° Elbow, JIC-Pipe	1	" – "	
12	P18956	90° Elbow, O-Ring	1	" – "	
13	P18942	Tee, Bulkhead	4	" – "	
14	P18995	Tee, Union	1	" – "	
15	P10106	Tee, Pipe	1	" – "	
16	P18868	Hyd. Hose	1	" – "	.25" x 16"
17	P18892	Hyd. Hose	4	" – "	.25" x 17"
18	P19490	Hyd. Hose	4	" – "	.25" x 23"
19	P19495	Hyd. Hose	1	" – "	.25" x 13"
20	P21330	Hyd. Hose	1	" – "	.25" x 60"
21	P18870	Hyd. Hose	1	" – "	.38" x 15"
22	P18873	Hyd. Hose	1	" – "	.38" x 15"
23	P19421	Hyd. Hose	1	" – "	.38" x 56"
24	P21324	Hyd. Hose	2	" – "	.38" x 137"
25	P21325	Hyd. Hose	1	" – "	.38" x 52"
26	P21328	Hyd. Hose	1	" – "	.38" x 40"
27	P21329	Hyd. Hose	1	" – "	.38" x 53"
28	P17553	Clamp, Hyd. Hose	2	" – "	
29	P01507	Nut, Hx.	1	" – "	5/16"-18
30	P01309	Lockwasher	1	" – "	5/16"
31	P19414	Check Valve	1	" – "	
32	21508A	Bulkhead Mount, Rear	1	823 – 1694	
	16271A	Bulkhead Mount, Rear	1	101 – 822	
33	See Page 5-2	Lower Hydraulic Assembly	–	.....	

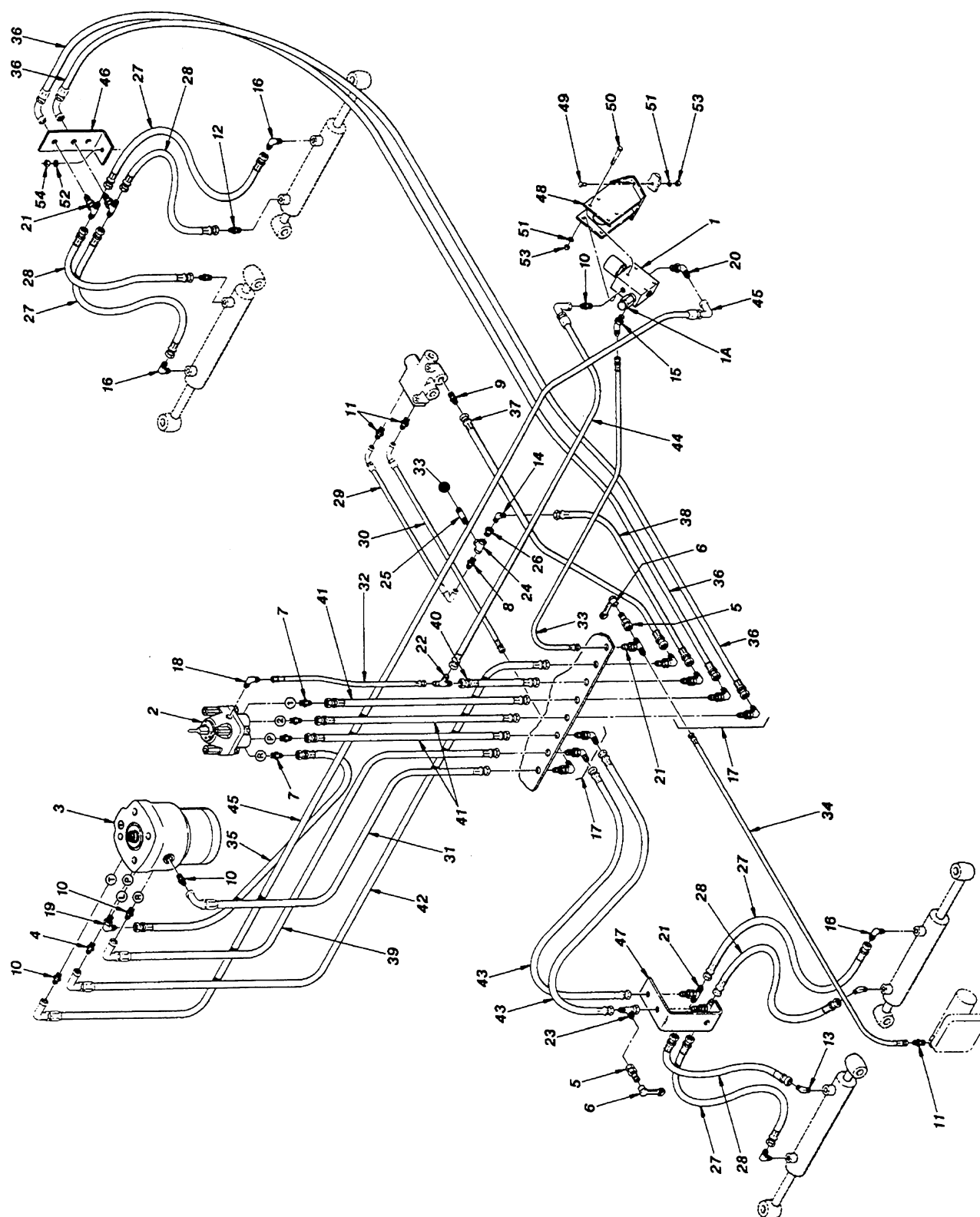


Figure 18389-1

## 18389-1 (1 of 2)

ITEM	PART NO.	DESCRIPTION	QTY	SERIAL NO.	REMARKS
1	P25455	Valve, Differential Lock	1	1695 – 2783	
1A	P25473	Relief Valve, Diff. Lock	1	" – "	
2	31914A	Valve, Steering Selector	1	" – "	Replaces P13714.
3	P19293	Steer Motor	1	" – "	
NI	P19432	Seal Kit, Steer Motor	-	" – "	
4	P19414	Valve, Check	1	" – "	
5	P27379	Nipple, Pressure Check	2	2153 – 2783	For Axle
	P27379	Nipple, Pressure Check	2	2442 – 2783	For Diff. Lock
6	P27805	Dust Cap	2	2153 – 2783	For Axle
	P27805	Dust Cap	2	2442 – 2783	For Diff. Lock
7	P18938	Connector, JIC-Pipe	2	1695 – 2783	
8	P19246	Connector, JIC-Pipe	1	" – "	
9	P15406	Connector, O-Ring	1	" – "	
10	P18944	Connector, O-Ring	4	" – "	
11	P18960	Connector, O-Ring	3	" – "	
12	P18936	Connector, O-Ring	2	2492 – 2783	
	P18938	Connector, JIC-Pipe	2	101 – 2491	
13	P19815	45° Elbow, O-Ring	2	2492 – 2783	
	P18943	45° Elbow, JIC-Pipe	2	101 – 2491	
14	P18943	45° Elbow, JIC-Pipe	1	1695 – 2783	
15	P21619	45° Elbow, O-Ring	1	1695 – 2783	
16	P18935	90° Elbow, O-Ring	4	2492 – 2783	
	P18941	90° Elbow, JIC-Pipe	4	101 – 2491	
17	P18931	90° Elbow, Bulkhead	7	1695 – 2783	
18	P18945	90° Elbow, JIC-Pipe	1	" – "	
19	P18956	90° Elbow, O-Ring	1	" – "	
20	P19724	90° Elbow, O-Ring	1	" – "	
21	P18942	Tee, Bulkhead	5	" – "	
22	P18995	Tee, Union	1	" – "	
23	P19412	Tee, Swivel	1	" – "	
24	P10106	Tee, Pipe	1	" – "	
25	P10610	Nipple, Pipe	1	" – "	
26	P10120	Reducer, Bushing	1	" – "	
27	P27161	Hose, Hyd.	4	" – "	.25" x 15"
28	P27650	Hose, Hyd.	4	" – "	.25" x 20"
29	P29258	Hose, Hyd.	1	" – "	.25" x 20"
30	P29167	Hose, Hyd.	1	" – "	.25" x 32"
31	P20482	Hose, Hyd.	1	" – "	.25" x 30"
32	P25851	Hose, Hyd.	1	" – "	.25" x 14"
33	P18868	Hose, Hyd.	1	" – "	.25" x 15.5"
34	P26609	Hose, Hyd.	1	" – "	.25" x 85"
35	P27729	Hose, Hyd.	1	" – "	.38" x 17"
36	P29257	Hose, Hyd.	2	" – "	.38" x 104"
37	P21940	Hose, Hyd.	1	" – "	.38" x 36"
38	P27171	Hose, Hyd.	1	" – "	.38" x 29"
39	P19065	Hose, Hyd.	1	" – "	.38" x 27"
40	P29259	Hose, Hyd.	1	" – "	.38" x 14"
41	P19067	Hose, Hyd.	3	" – "	.38" x 28"
42	P25887	Hose, Hyd.	1	" – "	.38" x 27"
43	P19487	Hose, Hyd.	2	" – "	.38" x 60"

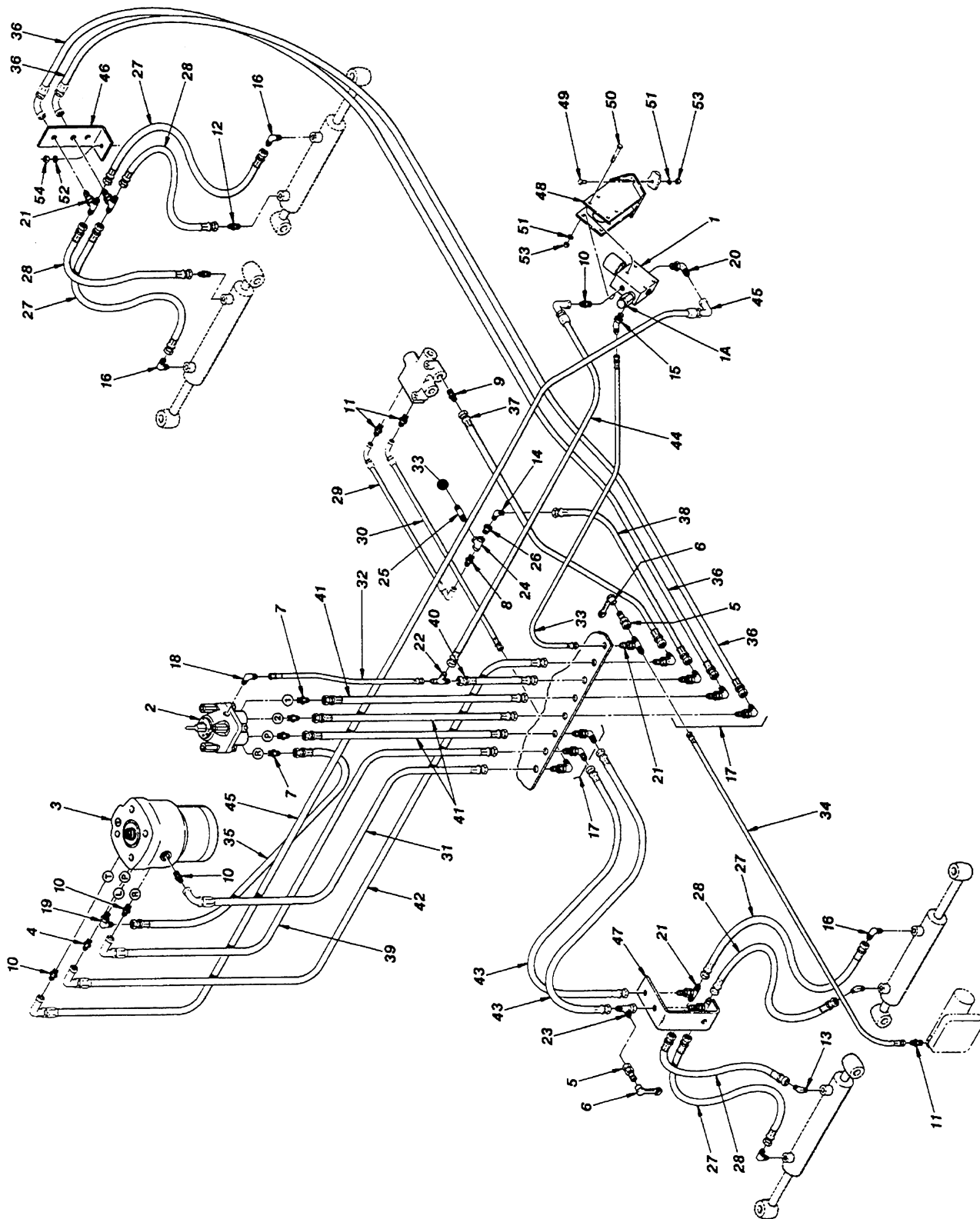


Figure 18389-1

## 18389-1 (2 of 2)

ITEM	PART NO.	DESCRIPTION	QTY.	SERIAL NO.	REMARKS
44	P27183	Hose, Hyd.	1	2565 - 2783	.38" x 8.5"
	P26614	Hose, Hyd.	1	101 - 2564	.38" x 10"
45	P26616	Hose, Hyd.	1	1695 - 2783	.38" x 35"
46	21508A	Bulkhead Mount	1	" - "	Rear
	24309B	Bulkhead Mount	1	" - "	Rear, For Deutz apps.
47	24186A	Bulkhead Mount	1	" - "	Front
48	22013C	Mount, Diff. Lock Valve	1	" - "	
49	P00001	Bolt, Hx.	2	" - "	1/4"-20 x 1/2"
50	P00009	Bolt, Hx.	4	" - "	1/4"-20 x 2"
51	P01308	Lockwasher	6	" - "	1/4"
52	P01310	Lockwasher	2	" - "	3/8"
53	P01506	Nut, Hx.	6	" - "	1/4"-20
54	P01508	Nut, Hx.	2	" - "	3/8"-16
55	See Page 5-2	Lower Hydraulic Assembly	-	.....	

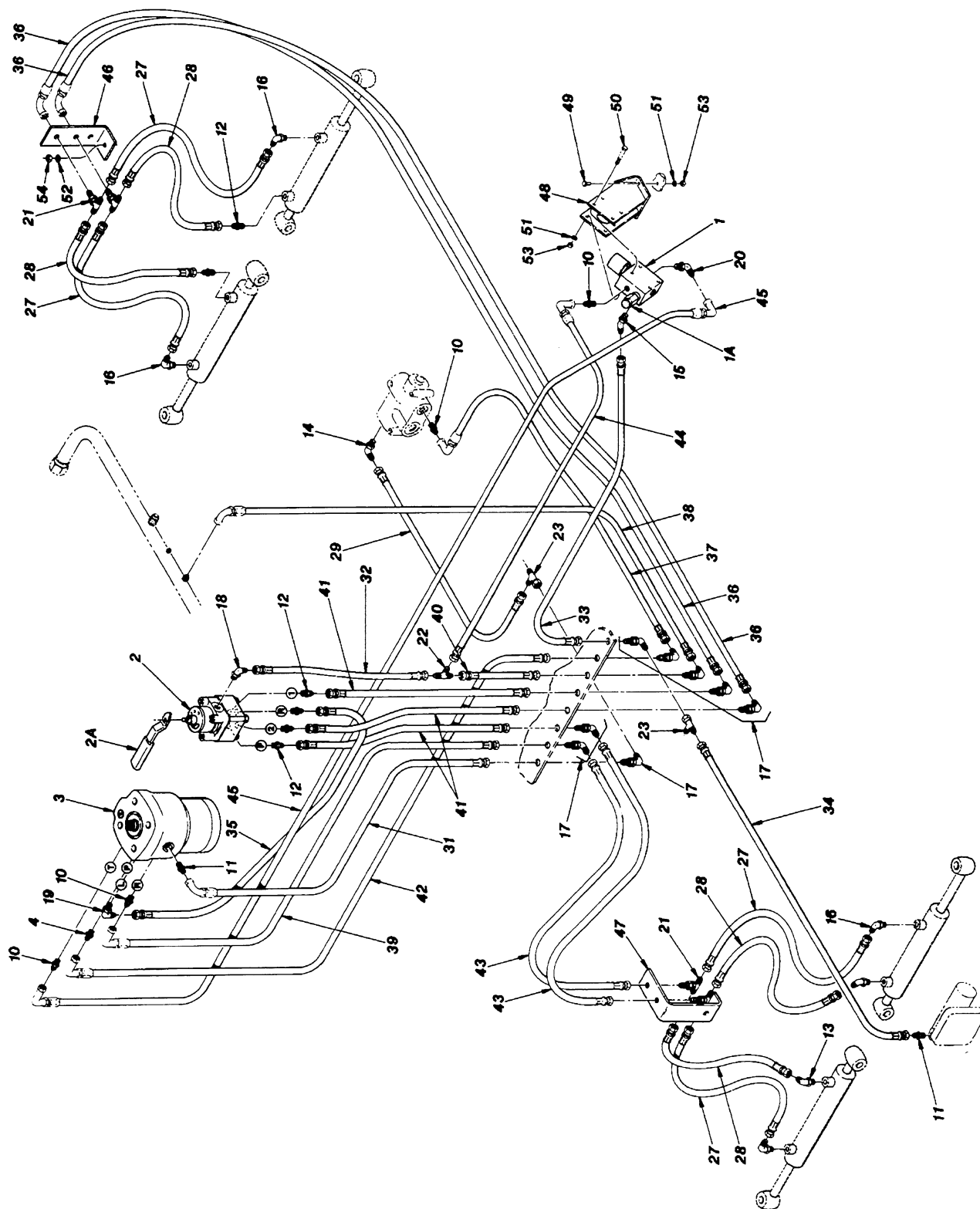


Figure 18389-2



## 18389-2

ITEM	PART NO.	DESCRIPTION	QTY.	SERIAL NO.	REMARKS
1	P25455	Valve, Differential Lock	1	2784 -	
1A	P25473	Relief Valve, Diff. Lock	1	" - "	
2	P29100	Valve, Steering Selector	1	" - "	
2A	P18085	Handle, Selector	1	" - "	
3	P19293	Steer Motor	1	" - "	
NI	P19432	Seal Kit, Steer Motor	-	" - "	
4	P19414	Valve, Check	1	" - "	
10	P18944	Connector, O-Ring	4	" - "	
11	P18960	Connector, O-Ring	2	" - "	
12	P18936	Connector, O-Ring	6	" - "	
13	P19815	45° Elbow, O-Ring	2	" - "	
14	P19248	90° Elbow, O-Ring	1	" - "	
15	P21619	45° Elbow, O-Ring	1	" - "	
16	P18935	90° Elbow, O-Ring	4	" - "	
17	P18931	90° Elbow, Bulkhead	8	" - "	
18	P24609	90° Elbow, O-Ring	1	" - "	
19	P18956	90° Elbow, O-Ring	1	" - "	
20	P19724	90° Elbow, O-Ring	1	" - "	
21	P18942	Tee, Bulkhead	4	" - "	
22	P18995	Tee, Union	1	" - "	
23	P19412	Tee, Swivel	2	" - "	
27	P27161	Hose, Hyd.	4	" - "	.25" x 15"
28	P27650	Hose, Hyd.	4	" - "	.25" x 20"
29	P29780	Hose, Hyd.	1	" - "	.25" x 29"
31	P20482	Hose, Hyd.	1	" - "	.25" x 30"
32	P25851	Hose, Hyd.	1	" - "	.25" x 14"
33	P18868	Hose, Hyd.	1	" - "	.25" x 15.5"
34	P26609	Hose, Hyd.	1	" - "	.25" x 85"
35	P27729	Hose, Hyd.	1	" - "	.38" x 17"
36	P29257	Hose, Hyd.	2	" - "	.38" x 104"
37	P19890	Hose, Hyd.	1	" - "	.38" x 35"
38	P29771	Hose, Hyd.	1	" - "	.38" x 66"
39	P19065	Hose, Hyd.	1	" - "	.38" x 27"
40	P29259	Hose, Hyd.	1	" - "	.38" x 14"
41	P27170	Hose, Hyd.	3	" - "	.38" x 28"
42	P25887	Hose, Hyd.	1	" - "	.38" x 27"
43	P19487	Hose, Hyd.	2	" - "	.38" x 60"
44	P27183	Hose, Hyd.	1	" - "	.38" x 8.5"
45	P26616	Hose, Hyd.	1	" - "	.38" x 35"
46	21508A	Mount, Bulkhead	1	" - "	Rear
	24309B	Bulkhead Mount	1	" - "	Rear, For Deutz apps.
47	24186A	Mount, Bulkhead	1	" - "	Front
48	P28679	Mount, Diff. Lock Valve	1	" - "	
49	P00001	Bolt, Hx.	3	" - "	1/4"-20 x 1/2"
50	P00009	Bolt, Hx.	4	" - "	1/4"-20 x 2"
51	P01308	Lockwasher	7	" - "	1/4"
52	P01310	Lockwasher	2	" - "	3/8"
53	P01506	Nut, Hx.	7	" - "	1/4"-20
54	P01508	Nut, Hx.	2	" - "	3/8"-16

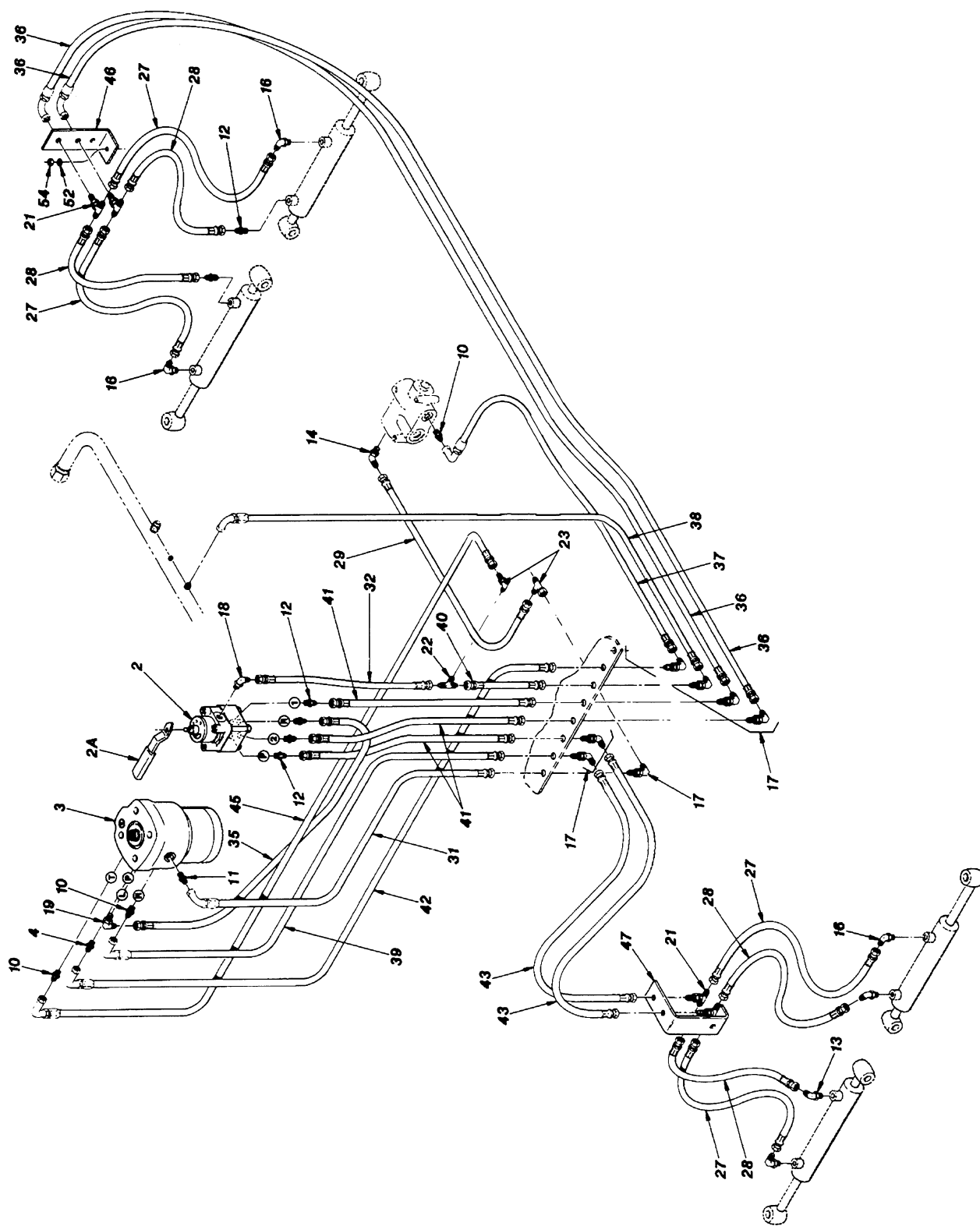


Figure 18389-3

## 18389-3

ITEM	PART NO.	DESCRIPTION	QTY	SERIAL NO.	REMARKS
2	P29100	Valve, Steering Selector	1	.....	
2A	P18085	Handle, Selector	1	.....	
3	P19293	Steer Motor	1	.....	
NI	P19432	Seal Kit, Steer Motor	—	.....	
4	P19414	Valve, Check	1	.....	
10	P18944	Connector, O-Ring	3	.....	
11	P18960	Connector, O-Ring	1	.....	
12	P18936	Connector, O-Ring	6	.....	
13	P19815	45° Elbow, O-Ring	2	.....	
14	P19248	90° Elbow, O-Ring	1	.....	
16	P18935	90° Elbow, O-Ring	4	.....	
17	P18931	90° Elbow, Bulkhead	7	.....	
18	P24609	90° Elbow, O-Ring	1	.....	
19	P18956	90° Elbow, O-Ring	1	.....	
21	P18942	Tee, Bulkhead	4	.....	
22	P18995	Tee, Union	1	.....	
23	P19412	Tee, Swivel	2	.....	
27	P27161	Hose, Hyd.	4	.....	.25" x 15"
28	P27650	Hose, Hyd.	4	.....	.25" x 20"
29	P29780	Hose, Hyd.	1	.....	.25" x 29"
31	P20482	Hose, Hyd.	1	.....	.25" x 30"
32	P25851	Hose, Hyd.	1	.....	.25" x 14"
35	P27729	Hose, Hyd.	1	.....	.38" x 17"
36	P29257	Hose, Hyd.	2	.....	.38" x 104"
37	P19890	Hose, Hyd.	1	.....	.38" x 35"
38	P29771	Hose, Hyd.	1	.....	.38" x 66"
39	P19065	Hose, Hyd.	1	.....	.38" x 27"
40	P29259	Hose, Hyd.	1	.....	.38" x 14"
41	P27170	Hose, Hyd.	3	.....	.38" x 28"
42	P25887	Hose, Hyd.	1	.....	.38" x 27"
43	P19487	Hose, Hyd.	2	.....	.38" x 60"
45	P27670	Hose, Hyd.	1	.....	.38" x 15"
46	21508A	Mount, Bulkhead	1	.....	Rear
	24309B	Bulkhead Mount	1	.....	Rear, For Deutz apps.
47	24186A	Mount, Bulkhead	1	.....	Front
52	P01310	Lockwasher	2	.....	3/8"
54	P01508	Nut, Hx.	2	.....	3/8"-16

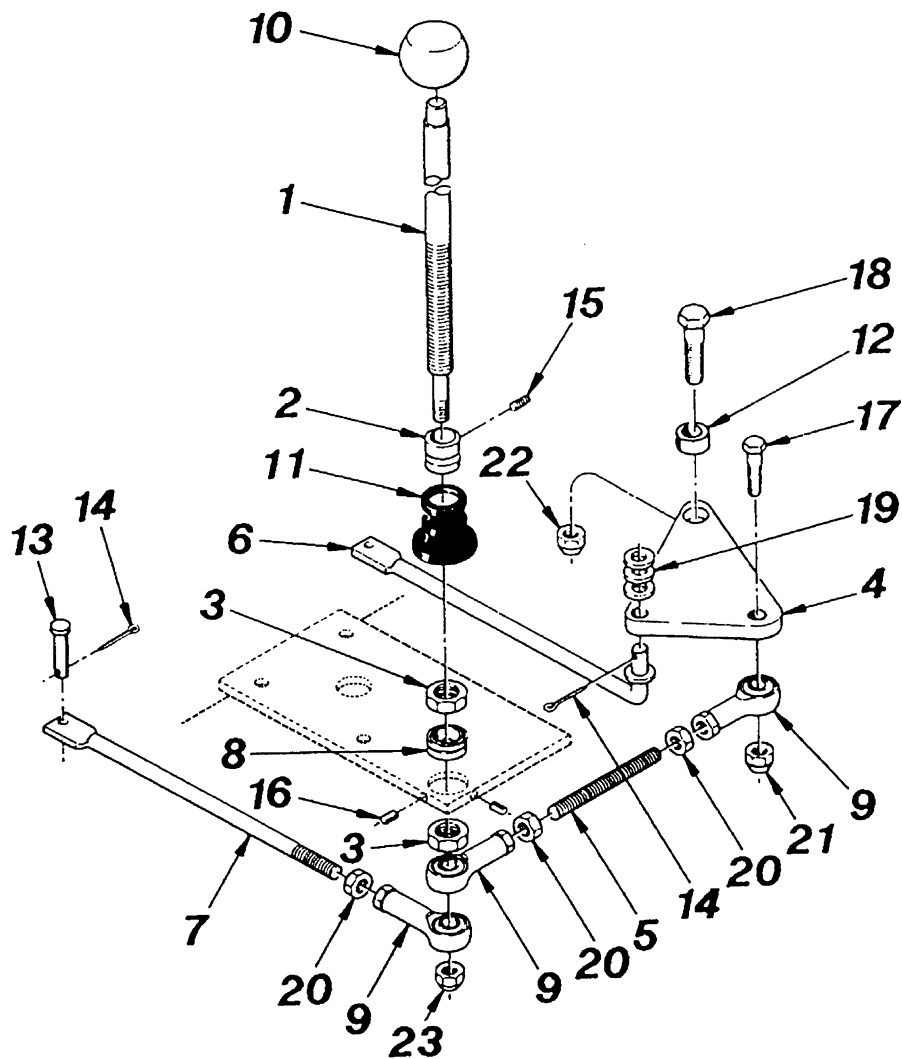


Figure 18390

18390

ITEM	PART NO.	DESCRIPTION	QTY	SERIAL NO.	REMARKS
1	15823B	Lever, Boom Control	1	101 - 1964	
2	15824A	Collar	1	" - "	
3	15825A	Nut, Special	2	" - "	
4	15583A	Toggle Plate	1	" - "	
5	16330A	Link, Control	1	" - "	
6	16331A	Rod, Control-Toggle	1	" - "	
7	16332A	Rod, Control	1	" - "	
8	P18718	Bushing, Self-Align	1	" - "	
9	P18719	Rod End	3	" - "	
10	P18721	Knob	1	" - "	
11	P19087	Boot, Rubber	1	" - "	
12	P19114	Bushing	1	" - "	
13	P18845	Clevis Pin	2	" - "	
14	P03824	Cotter Pin	3	" - "	3/32" x 1"
15	P02561	Setscrew, Cup Pt. Socket	1	" - "	1/4"-20 x 3/16"
16	P02588	Setscrew, Cup Pt. Socket	2	" - "	5/16"-18 x 3/8"
17	P00205	Bolt, Hx.	1	" - "	3/8"-16 x 1 1/4"
18	P00404	Bolt, Hx.	1	" - "	1/2"-13 x 1 1/2"
19	P01404	Flatwasher	5	" - "	3/8"
20	P01531	Nut, Hx.	3	" - "	3/8"-24
21	P01658	Locknut, Hx.	1	" - "	3/8"-16
22	P01660	Locknut, Hx.	1	" - "	1/2"-13
23	P01681	Locknut, Hx.	1	" - "	3/8"-24

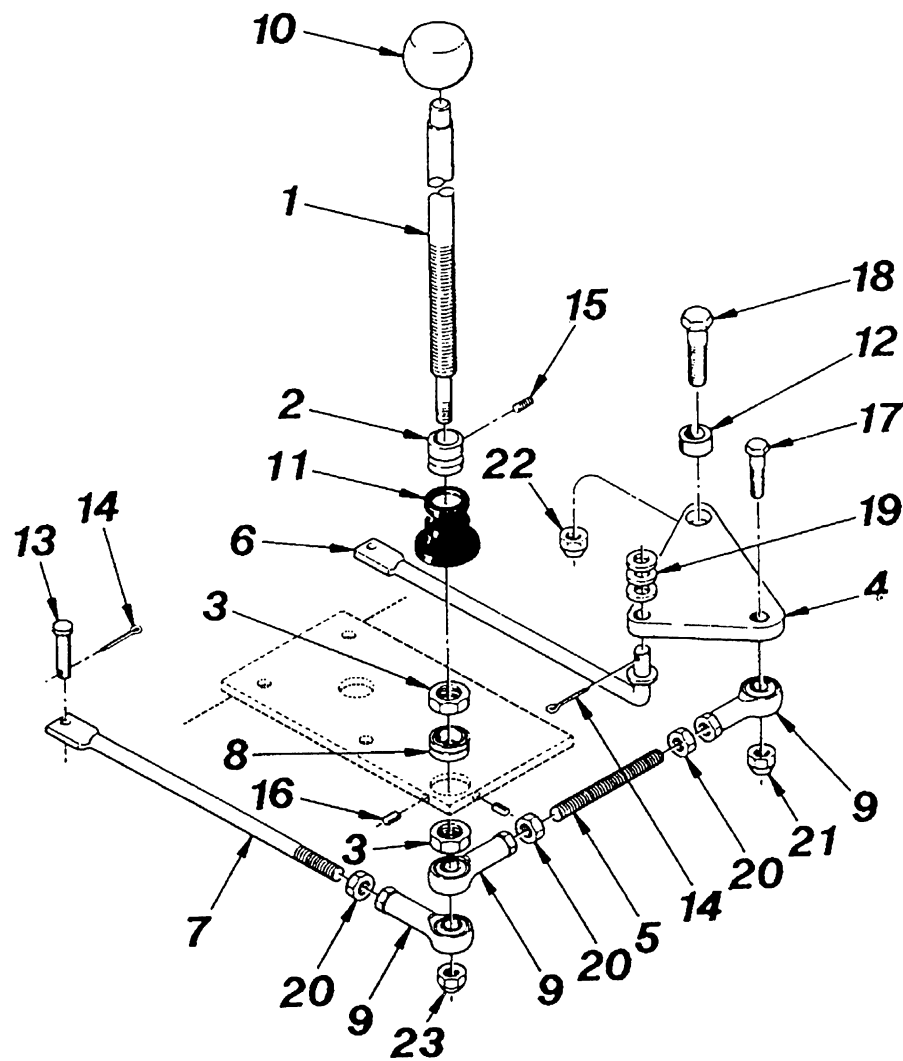
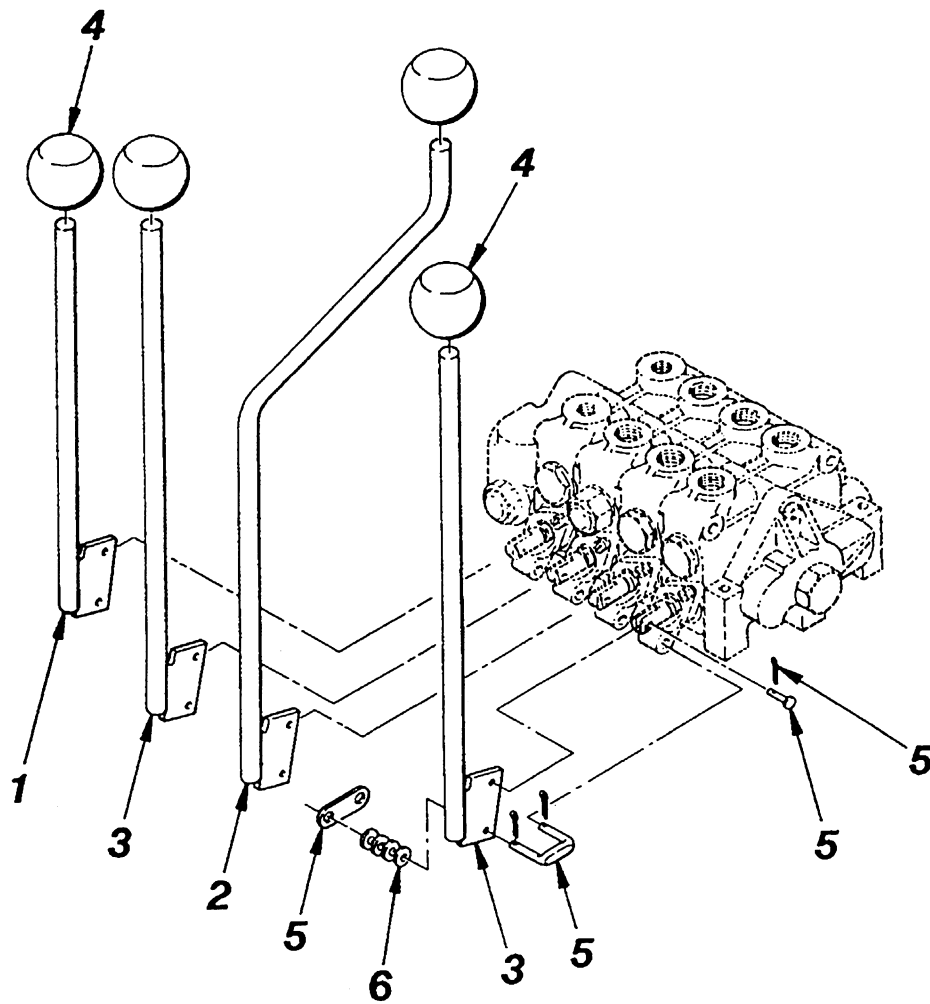


Figure 18390-1

## 18390-1

ITEM	PART NO.	DESCRIPTION	QTY.	SERIAL NO.	REMARKS
1	P28692	Lever, Boom Control	1	1965 –	
2	P28652	Collar	1	1965 –	
3	P01685	Locknut, Hx.	2	1965 –	5/8"-16
	15825A	Nut, Beveled	2	1965 –	
4	P28691	Toggle Plate	1	2022 –	
	15583A	Toggle Plate	1	1965 – 2021	
5	16330A	Link, Control	1	1965 –	
6	25790A	Rod, Control-Toggle	1	2022 –	
	25675A	Rod, Control-Toggle	1	1965 – 2021	
7	25677A	Rod, Control	1	1965 –	
8	P28455	Bushing, Self-Align	1	" – "	
9	P18719	Rod End	3	" – "	
10	P27609	Knob	1	" – "	
11	P19087	Boot	1	" – "	Rubber
12	P19114	Bushing	1	" – "	
13	P10512	Clevis Pin	2	" – "	
14	P03824	Cotter Pin	3	" – "	3/32" x 1"
15	P02561	Setscrew, Cup Pt. Socket	1	" – "	1/4"-20 x 3/16"
16	P02588	Setscrew, Cup Pt. Socket	2	" – "	5/16"-18 x 3/8"
17	P00207	Bolt, Hx.	1	" – "	3/8"-16 x 1 3/4"
18	P00404	Bolt, Hx.	1	" – "	1/2"-13 x 1 1/2"
19	P01406	Flatwasher	5	2022 –	1/2"
	P01404	Flatwasher	5	1965 – 2021	3/8"
20	P01531	Nut, Hx.	3	" – "	3/8"-24
21	P01658	Locknut, Hx.	1	" – "	3/8"-16
22	P01660	Locknut, Hx.	1	" – "	1/2"-13
23	P01681	Locknut, Hx.	1	" – "	3/8"-24
24	25688A	Spacer	1	" – "	

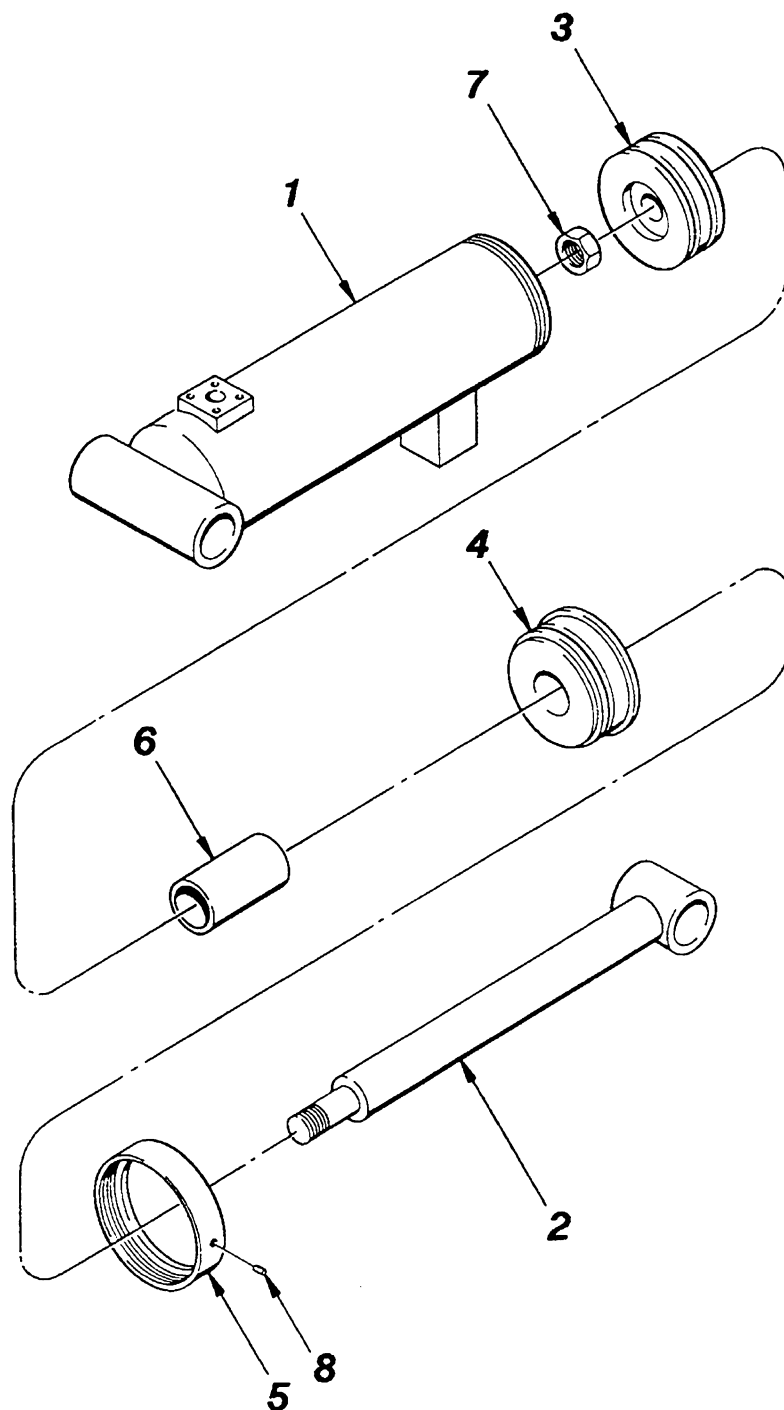


**Figure 18391**



18391

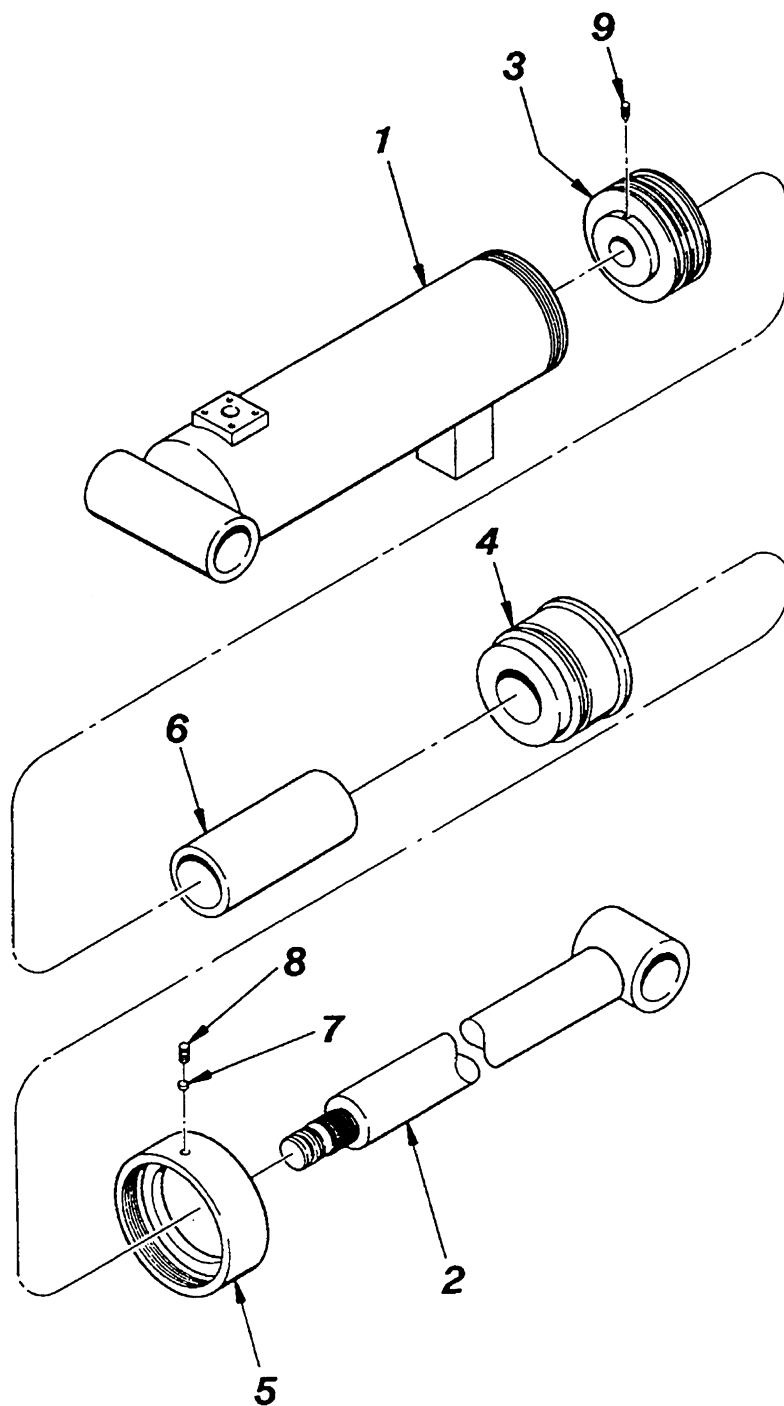
ITEM	PART NO.	DESCRIPTION	QTY.	SERIAL NO.	REMARKS
1	16124A	Valve Handle	1	.....	Frame Tilt
2	16294A	Valve Handle	1	.....	Auxiliary
3	16295B	Valve Handle	2	.....	Fork Tilt & Transfer
4	P18721	Knob, Handle	4	.....	
5	P27957	"U" Clevis Kit	4	.....	
6	P01402	Flatwasher	28	.....	1/4"



**Figure 18392**

18392

ITEM	PART NO.	DESCRIPTION	QTY	SERIAL NO.	REMARKS
1	P20843	Barrel Weldment	1	101-760	
	P19225	Barrel Weldment	1	916-918, 920, 921	
2	P20841	Rod Weldment	1	101-760	
	P19226	Rod Weldment	1	916-918, 920, 921	
3	P19216	Piston	1	101-760	
	P19233	Piston	1	916-918, 920, 921	
4	P20840	Rod Bearing	1	101-760	
	P19228	Rod Bearing	1	916-918, 920, 921	
5	P19207	Bearing Retainer	1	101-760	
	P19227	Bearing Retainer	1	916-918, 920, 921	
6	P20842	Stroke Limiter	1	101-760	
	P19230	Stroke Limiter	1	916-918, 920, 921	
7	P19217	Nut, Lock	1	101-760	
	P19234	Nut, Lock	1	916-918, 920, 921	
8	P19208	Setscrew	1	101-760	
	P19208	Setscrew	1	916-918, 920, 921	
NI	P19523	Seal Kit	1	101-760	
	P19524	Seal Kit	1	916-918, 920, 921	



**Figure 18392-1**

## 18392-1

ITEM	PART NO.	DESCRIPTION	QTY	SERIAL NO.	REMARKS
—	P24741	Cylinder Assembly, Frame Tilt	-	761 – 915, 919, 922 –	Incl. Items 1-9
1	P24894	Weldment, Barrel	1	" – "	
2	P24904	Weldment, Rod	1	" – "	
3	P24381	Piston	1	" – "	
4	P24911	Rod Bearing	1	" – "	
5	P24403	Bearing Retainer	1	" – "	
6	P24916	Stroke Limiter	1	" – "	
7	P24431	Plug, Nylon	1	" – "	
8	P24434	Setscrew	1	" – "	
9	P24435	Setscrew	1	" – "	
NI	P24442	Seal Kit	1	" – "	



## TABLE OF CONTENTS

<u>Group</u>	<u>Page</u>	<u>Group</u>	<u>Page</u>
INDEX .....	iii		
Service Brake Assembly (Drum) .....	2		
Service Brake Assembly (Disc) .....	6		
Service Brake Assembly (Wet Disc) .....	8		
Service Brake Assembly (Wheel End Wet Disc) . .	10		
Hyd. Service Brake Assy. (Wheel End Wet Disc) .	14		
Hydraulic Service Brake Assembly .....	18		
Parking Brake Assembly .....	26		
Hydraulic Parking Brake Assembly .....	30		

# TABLE OF CONTENTS



## INDEX

<u>Title</u>	<u>Page</u>	<u>Title</u>	<u>Page</u>
Hydraulic Parking Brake Assembly . . . . .	30		
Cylinder, Parking Brake . . . . .	30		
Valve, Parking Brake . . . . .	30		
Hydraulic Service Brake Assembly . . . . .	18, 20, 24		
Accumulator . . . . .	18, 20, 24		
Brake Valve . . . . .	18, 20, 24		
Repair Kit, Brake Valve . . . . .	18, 20, 24		
Seal Kit, Accumulator . . . . .	18, 20, 24		
Hyd. Service Brake Assy. (Wheel End Wet Disc) . . . . .	14		
Accumulator . . . . .	14		
Pressure Switch . . . . .	14		
Repair Kit, Power Brake Valve . . . . .	14		
Seal Kit, Accumulator . . . . .	14		
Valve, Power Brake . . . . .	14		
Parking Brake Assembly . . . . .	26, 28		
Cable, Hand Brake . . . . .	26, 28		
Hand Brake . . . . .	26, 28		
Parking Brake Buzzer/Light Kit . . . . .	26, 28		
Service Brake Assembly (Disc) . . . . .	6		
Master Cylinder . . . . .	6		
Rebuild Kit, Master Cylinder . . . . .	6		
Service Brake Assembly (Drum) . . . . .	2		
Belt, Vacuum Pump . . . . .	2		
Hydrovac . . . . .	2		
Master Cylinder . . . . .	2		
Rebuild Kit, Master Cylinder . . . . .	2		
Vacuum Pump . . . . .	2		
Service Brake Assembly (Wet Disc) . . . . .	8		
Master Cylinder . . . . .	8		
Pressure Gauge . . . . .	8		
Rebuild Kit, Master Cylinder . . . . .	8		
Service Brake Assembly (Wheel End Wet Disc) . . . . .	10		
Accumulator Repair Kit . . . . .	10		
Pressure Switch . . . . .	10		
Repair Kit, Power Brake Valve . . . . .	10		
Valve, Power Brake . . . . .	10		

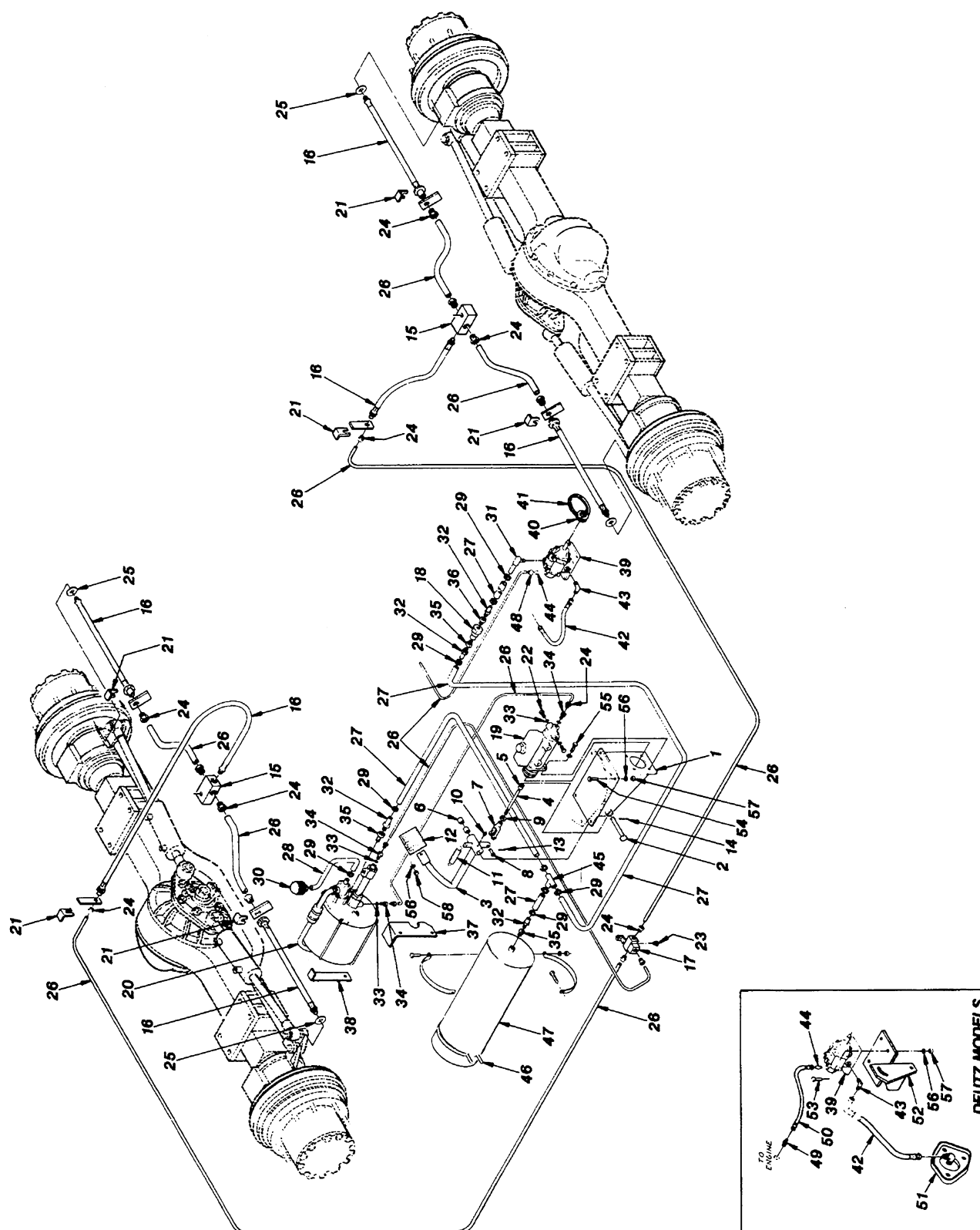


Figure 18361

## 18361 (1 of 2)

ITEM	PART NO.	DESCRIPTION	QTY.	SERIAL NO.	REMARKS
1	17706C	Housing, Brake Pedal	1	101 - 468	
2	17712A	Pin, Pedal Pivot	1	" - "	
3	17713B	Brake Pedal	1	" - "	
4	18507A	Link, Push Rod	1	" - "	
5	03512A	Guide, Push Rod	1	" - "	
6	P20391	Bushing, Pedal	2	" - "	
7	P19081	Clevis	1	" - "	
8	P10053	Clevis Pin	1	" - "	7/16" x 1 1/4"
9	P01582	Jam Nut, Hx.	1	" - "	7/16"-20
10	P16611	Grease Zerk	1	" - "	
11	P10581	Spring, Pedal	1	" - "	
12	P17733	Foot Pad, Pedal	1	" - "	
13	P03824	Cotter Pin	1	" - "	3/32" x 1"
14	P03865	Cotter Pin	1	" - "	3/16" x 1 1/2"
15	P15303	Junction Block	2	" - "	
16	P11705	Hose, Brake	6	" - "	
17	P16676	Tee, Junction	1	" - "	
18	P11707	Check Valve	1	" - "	
19	P11710	Master Cylinder	1	" - "	
NI	P11742	Rebuild Kit, Master Cylinder	-	" - "	
20	P11711	Hydrovac	1	" - "	Rework of Replacement Required
21	P11715	Horseshoe Clip	6	" - "	
22	P15284	Plug	2	" - "	
23	P15293	Plug, Pipe	1	" - "	
24	P15294	Tube Nut Connector	16	" - "	
25	P19388	Gasket	4	" - "	
26	P17898	Brake Tubing, Steel - 1/4"	-	" - "	Obtain Locally
27	P16160	Hose, Vacuum	A/R	" - "	
28	P21371	Hose, Rubber	A/R	" - "	
29	P10186	Hose Clamp	9	" - "	5 Req. - Chrysler
30	P11578	Breather	1	" - "	
31	P11580	Elbow Adapter, Pipe - Hose	1	" - "	
32	P11581	Adapter, Pipe - Hose	4	" - "	3 Req. - Chrysler
33	P12506	Gasket	5	" - "	
34	P20415	Connector, Inverted Flare	3	" - "	
35	P10120	Reducer Bushing	3	" - "	2 Req. - Chrysler
36	P10181	Reducer Bushing	1	" - "	
37	18255B	Mounting Bracket, Hydrovac	1	" - "	
38	18256B	Support Bracket, Hydrovac	1	" - "	
39	17829C	Vacuum Pump	1	" - "	Perkins & Deutz
40	P20448	Pulley, Pump	1	" - "	Perkins & Deutz
41	P20457	Belt, Vacuum Pump	1	" - "	Perkins
	P20876	Belt, Vacuum Pump	1	" - "	Deutz
42	P19521	Hose, Oil - Perkins	1	" - "	Perkins
	P20877	Hose, Oil - Deutz	1	" - "	Deutz
43	P18952	90° Elbow, JIC - Pipe	1	" - "	Perkins
	P19060	90° Elbow, JIC - Pipe	1	" - "	Deutz
44	P19062	Connector, JIC - Pipe	1	" - "	Perkins & Deutz

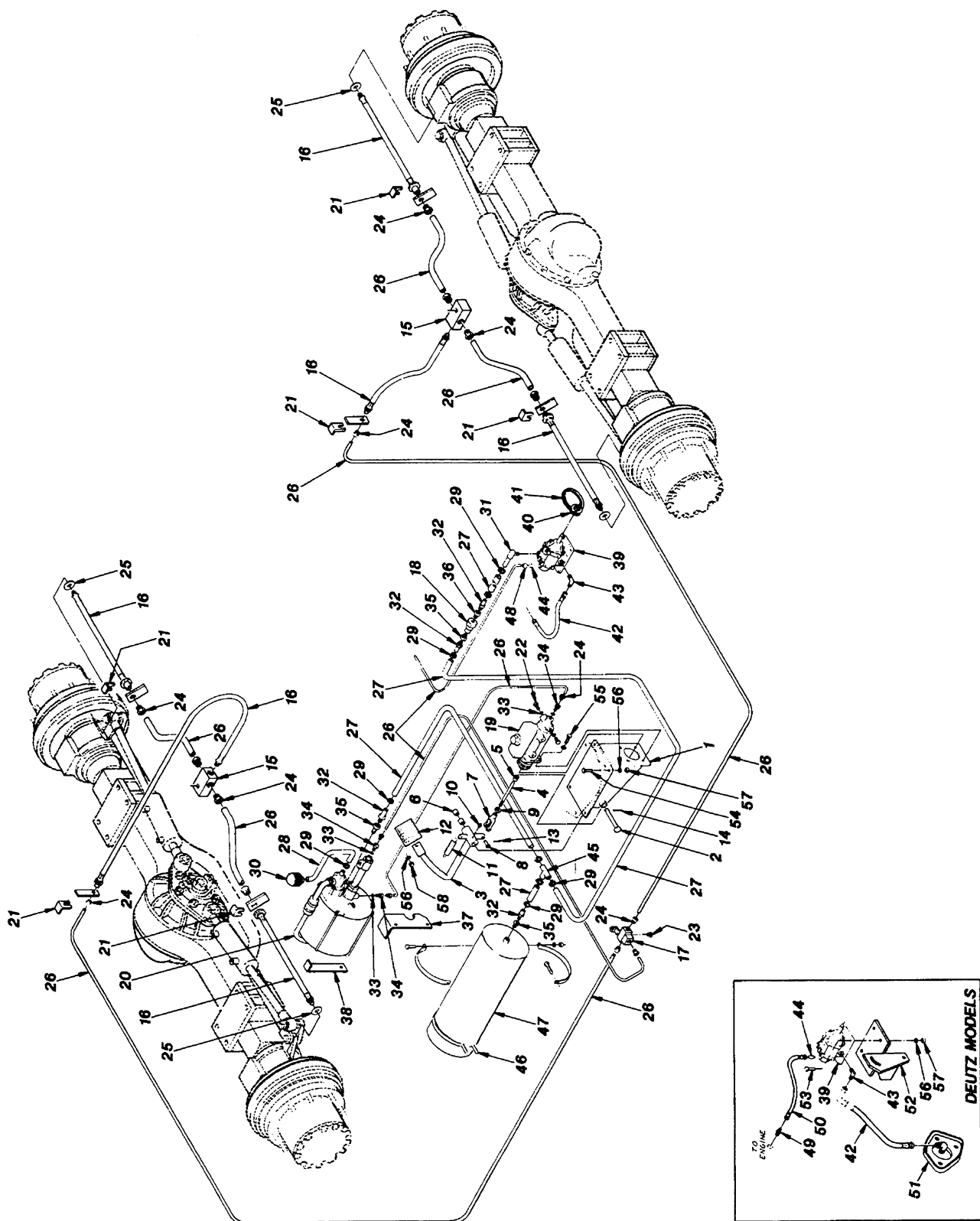


Figure 18361

## 18361 (2 of 2)

ITEM	PART NO.	DESCRIPTION	QTY.	SERIAL NO.	REMARKS
45	P18063	Tee Adapter, Hose	1	" - "	Perkins & Deutz
46	P18064	Strap Kit	2	" - "	Perkins & Deutz
47	P18065	Vacuum Tank	1	" - "	Perkins & Deutz
48	P15310	Nut, Flare	1	" - "	Perkins
49	P21403	Connector, Metric - JIC	1	" - "	Deutz
50	P21564	Hose, Oil	1	" - "	Deutz
51	17173B	Oil Return Plate	1	" - "	Deutz
52	18552B	Mounting Bracket, Vacuum Pump	1	" - "	Deutz
53	P00206	Bolt, Hx., 3/8"-16 x 1 1/2"	4	" - "	Deutz
54	P00202	Bolt, Hx.	4	" - "	3/8"-16 x 3/4"
55	P00204	Bolt, Hx.	4	" - "	3/8"-16 x 1"
56	P01310	Lockwasher, 3/8"	9	" - "	13 Req. - Deutz
57	P01508	Nut, Hx., 3/8"-16	4	" - "	8 Req. - Deutz
58	P01531	Nut, Hx.	1	" - "	3/8"-24

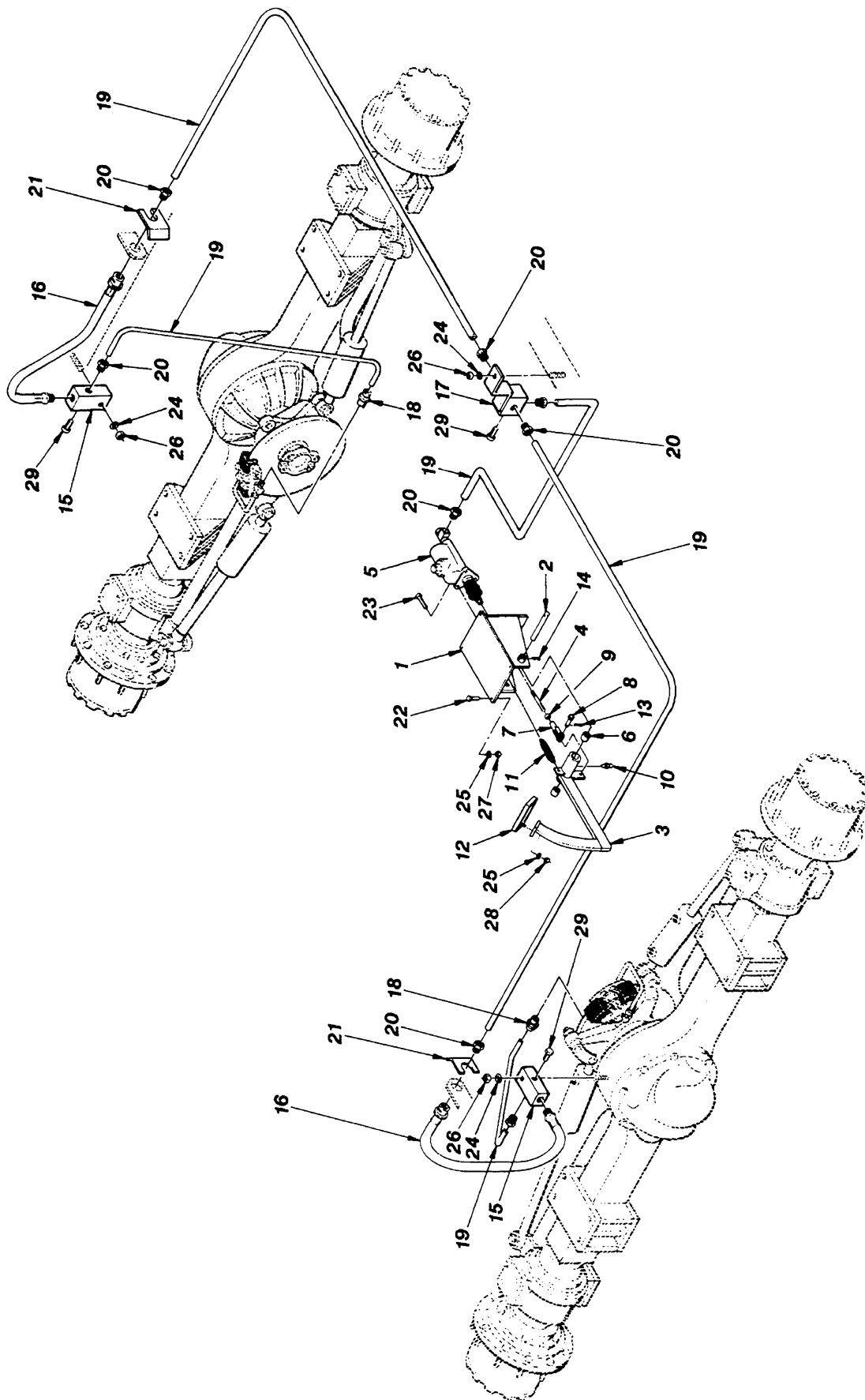


Figure 18361-1

## 18361-1

ITEM	PART NO.	DESCRIPTION	QTY.	SERIAL NO.	REMARKS
1	16729C	Housing, Brake Pedal	1	101 – 468 w/Disc, 469 – 822	
2	17712A	Pin, Pedal Pivot	1	" – "	
3	17713B	Brake Pedal	1	" – "	
4	15676A	Link, Push Rod	1	" – "	
5	P20886	Master Cylinder	1	" – "	
NI	P20872	Rebuild Kit, Master Cylinder	–	101 – 396	
NI	P20900	Rebulid Kit, Master Cylinder	–	397 – 822	
6	P20391	Bushing, Pedal	2	101 – 468 w/Disc, 469 – 822	
7	P19081	Clevis	1	" – "	
8	P10053	Clevis Pin	1	" – "	7/16" x 1 1/4"
9	P01582	Jam Nut, Hx.	1	" – "	7/16"-20
10	P16611	Grease Zerk	1	" – "	
11	P10581	Spring, Pedal	1	" – "	
12	P17733	Foot Pad, Pedal	1	" – "	
13	P03824	Cotter Pin	1	" – "	3/32" x 1"
14	P03865	Cotter Pin	1	" – "	3/16" x 1 1/2"
15	P15303	Junction Block	2	" – "	
16	P11705	Hose, Brake	2	" – "	
17	P16676	Tee, Junction	1	" – "	
18	P15310	Nut, Flare	2	" – "	
19	P17898	Brake Tubing, Steel - 1/4"	–	" – "	Obtain Locally
20	P15294	Tube Nut Connector	8	" – "	
21	P11715	Horseshoe Clip	2	" – "	
22	P00202	Bolt, Hx.	4	" – "	3/8"-16 x 3/4"
23	P00204	Bolt, Hx.	3	" – "	3/8"-16 x 1"
24	P01309	Lockwasher	3	" – "	5/16"
25	P01310	Lockwasher	8	" – "	3/8"
26	P01507	Nut, Hx.	3	" – "	5/16"-18
27	P01508	Nut, Hx.	7	" – "	3/8"-16
28	P01531	Nut, Hx.	1	" – "	3/8"-24
29	P15293	Plug, Pipe	3	" – "	

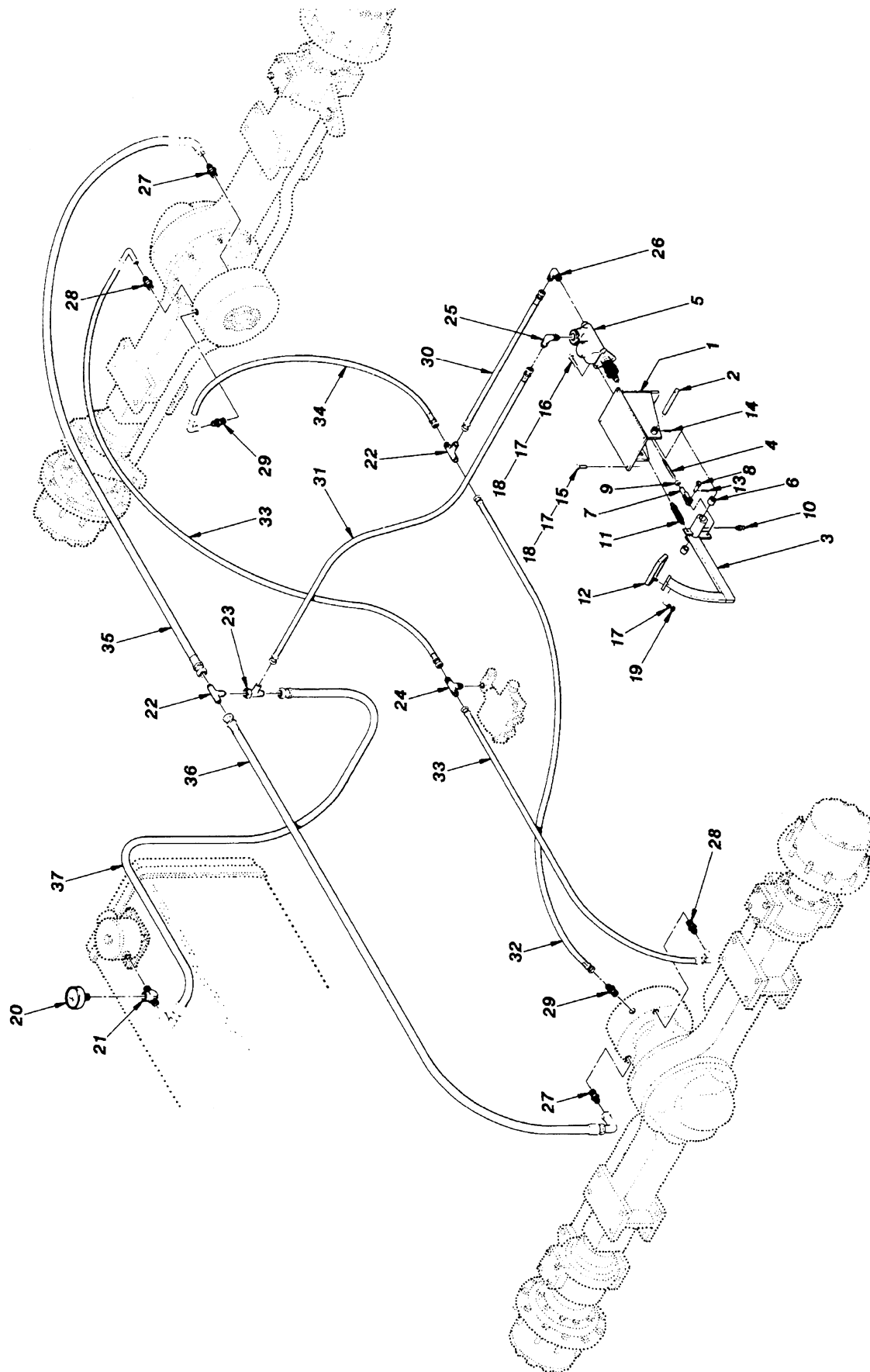
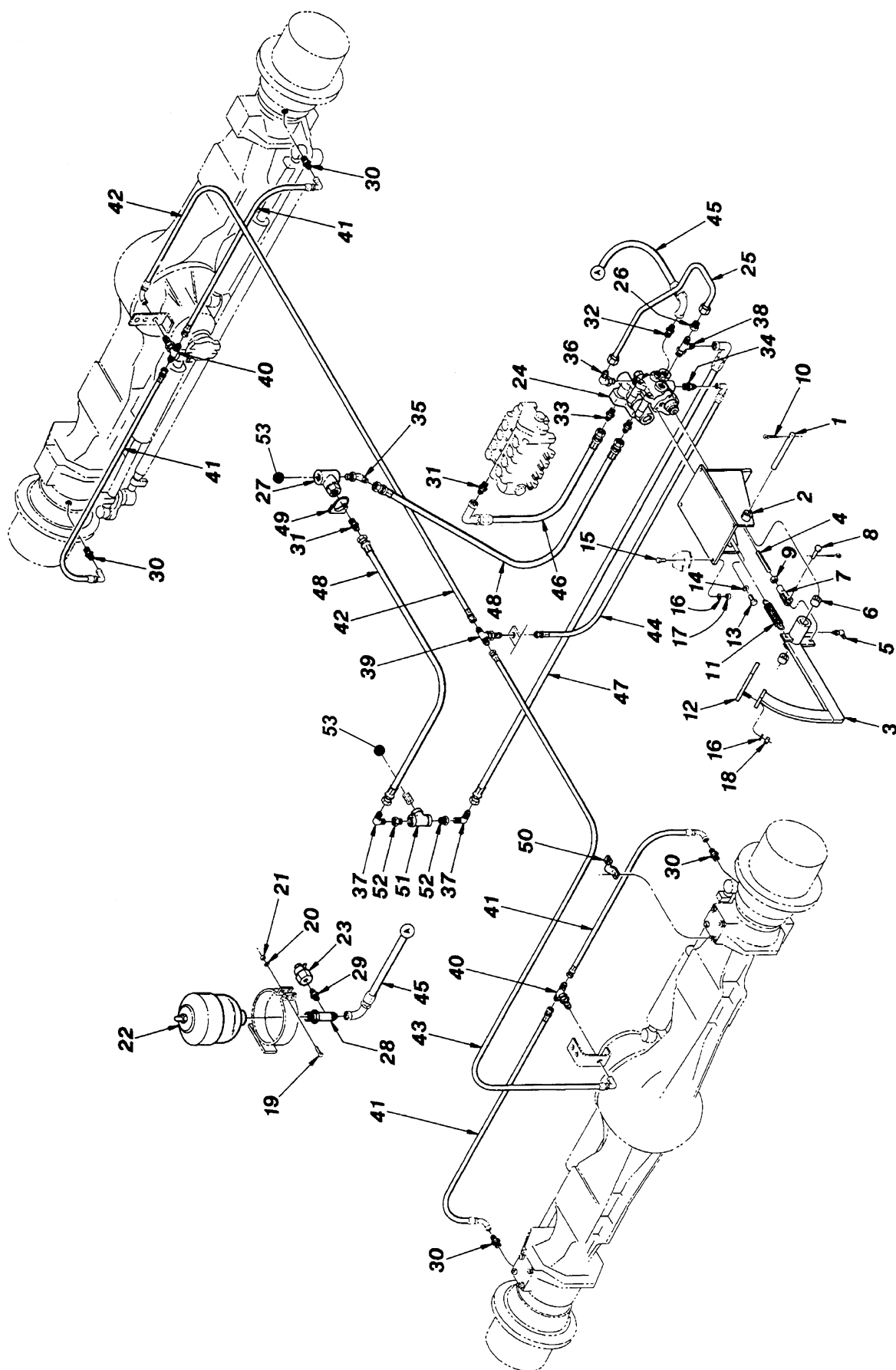


Figure 18361-2



## 18361-2

ITEM	PART NO.	DESCRIPTION	QTY.	SERIAL NO.	REMARKS
1	21420C	Housing, Brake Pedal	1	823 - 1694	
2	17712A	Pin, Pedal Pivot	1	" - "	
3	21423B	Brake Pedal	1	" - "	
4	15676A	Link, Push Rod	1	" - "	
5	P24961	Master Cylinder	1	" - "	
NI	P24982	Rebuild Kit, Master Cylinder	-	" - "	
6	P20391	Bushing, Pedal	2	" - "	
7	P19081	Clevis	1	" - "	
8	P10053	Clevis Pin	1	" - "	7/16" x 1 1/4"
9	P01582	Jam Nut, Hx.	1	" - "	7/16"-20
10	P16611	Grease Zerk	1	" - "	
11	P10581	Spring, Pedal	1	" - "	
12	P17733	Foot Pad, Pedal	1	" - "	
13	P03824	Cotter Pin	1	" - "	3/32" x 1"
14	P03865	Cotter Pin	1	" - "	3/16" x 1 1/2"
15	P00202	Bolt, Hx.	4	" - "	3/8"-16 x 3/4"
16	P00204	Bolt, Hx.	3	" - "	3/8"-16 x 1"
17	P01310	Lockwasher	8	" - "	3/8"
18	P01508	Nut, Hx.	7	" - "	3/8"-16
19	P01531	Nut, Hx.	1	" - "	3/8"-24
20	P24981	Pressure Gauge	1	" - "	
21	P24613	Tee, JIC - Pipe	1	" - "	
22	P18942	Tee, Bulkhead	2	" - "	
23	P19412	Tee, Swivel	1	" - "	
24	P24611	Tee, JIC - Pipe Branch	1	" - "	
25	P18945	90° Elbow, JIC - Pipe	1	" - "	
26	P19726	90° Elbow, JIC - Pipe	1	" - "	
27	P18936	Connector, O-Ring	2	" - "	
28	P18960	Connector, O-Ring	2	" - "	
29	P24612	Connector, O-Ring	2	" - "	
30	P19958	Hose, Hyd.	1	" - "	.25" x 29"
31	P24630	Hose, Hyd.	1	" - "	.25" x 56"
32	P24625	Hose, Hyd.	1	" - "	.25" x 72"
33	P24617	Hose, Hyd.	2	" - "	.25" x 70"
34	P24618	Hose, Hyd.	1	" - "	.25" x 70"
35	P24619	Hose, Hyd.	1	" - "	.38" x 62"
36	P24620	Hose, Hyd.	1	" - "	.38" x 78"
37	P24624	Hose, Hyd.	1	" - "	.38" x 81"



**Figure 18361-3**

## 18361-3 (1 of 2)

ITEM	PART NO.	DESCRIPTION	QTY	SERIAL NO.	REMARKS
1	17712A	Pin, Pedal Pivot	1	1695-2157	
2	20829C	Housing, Brake Pedal	1	"-	
3	20830B	Brake Pedal	1	"-	
4	20834A	Link, Push Rod	1	"-	
5	P15367	Grease Zerk, 45°	1	"-	
6	P20391	Bushing, Pedal	2	"-	
7	P19081	Clevis	1	"-	
8	P10053	Clevis Pin	1	"-	7/16" x 1 1/4"
9	P01582	Jam Nut, Hx.	1	"-	7/16"-20
10	P03865	Cotter Pin	2	"-	3/16" x 1 1/2"
11	P10581	Spring, Pedal	1	"-	
12	P17733	Foot Pad, Brake Pedal	1	"-	
13	P00352	Bolt, Hx.	3	"-	7/16"-20 x 1"
14	P01360	Starwasher	3	"-	7/16" - External
15	P00202	Bolt, Hx.	4	"-	3/8"-16 x 3/4"
16	P01310	Lockwasher	5	"-	3/8"
17	P01508	Nut, Hx.	4	"-	3/8"-16
18	P01531	Nut, Hx.	1	"-	3/8"-24
19	P00007	Bolt, Hx.	2	"-	1/4"-20 x 1 1/2"
20	P01308	Lockwasher	2	"-	1/4"
21	P01506	Nut, Hx.	2	"-	1/4"-20
22	26014C-1	Accumulator Repair Kit	1	"-	Replaces P26017.
23	P27308	Pressure Switch	1	"-	
24	P27608	Valve, Power Brake	1	1951-1958, 1964, 2026-2157	
	P25305B	Valve, Power Brake	1	1695-1950, 1959-1963, 1965-2025	
NI	P27977	Repair Kit, Power Brake Valve	-	For Model #06-460-886	
NI	P26338	Repair Kit, Power Brake Valve	-	For Model #06-460-890	
NI	P27976	Repair Kit, Power Brake Valve	-	For Model #06-460-894	
25	P27450	Tube, Valve	1	1695-2157	
26	P24650	Reducer, Swivel	1	"-	
27	P26016	Tee Relief Valve	1	"-	
28	24794A	Connector, Special	1	"-	
29	P27355	Connector, Nipple	1	"-	
30	P24991	Connector, Special	1	"-	
31	P17805	Connector, O-Ring	2	"-	
32	P18997	Connector, O-Ring	1	"-	
33	P19765	Connector, O-Ring	2	"-	
34	P21906	Connector, O-Ring	1	"-	
35	P19147	45° Elbow, O-Ring	1	"-	
36	P18935	90° Elbow, O-Ring	1	"-	
37	P17808	90° Elbow, JIC - Pipe	2	"-	
38	P26603	Tee, O-Ring	1	"-	
39	P18942	Tee, Bulkhead	1	"-	
40	P26099	Tee, Bulkhead	2	"-	

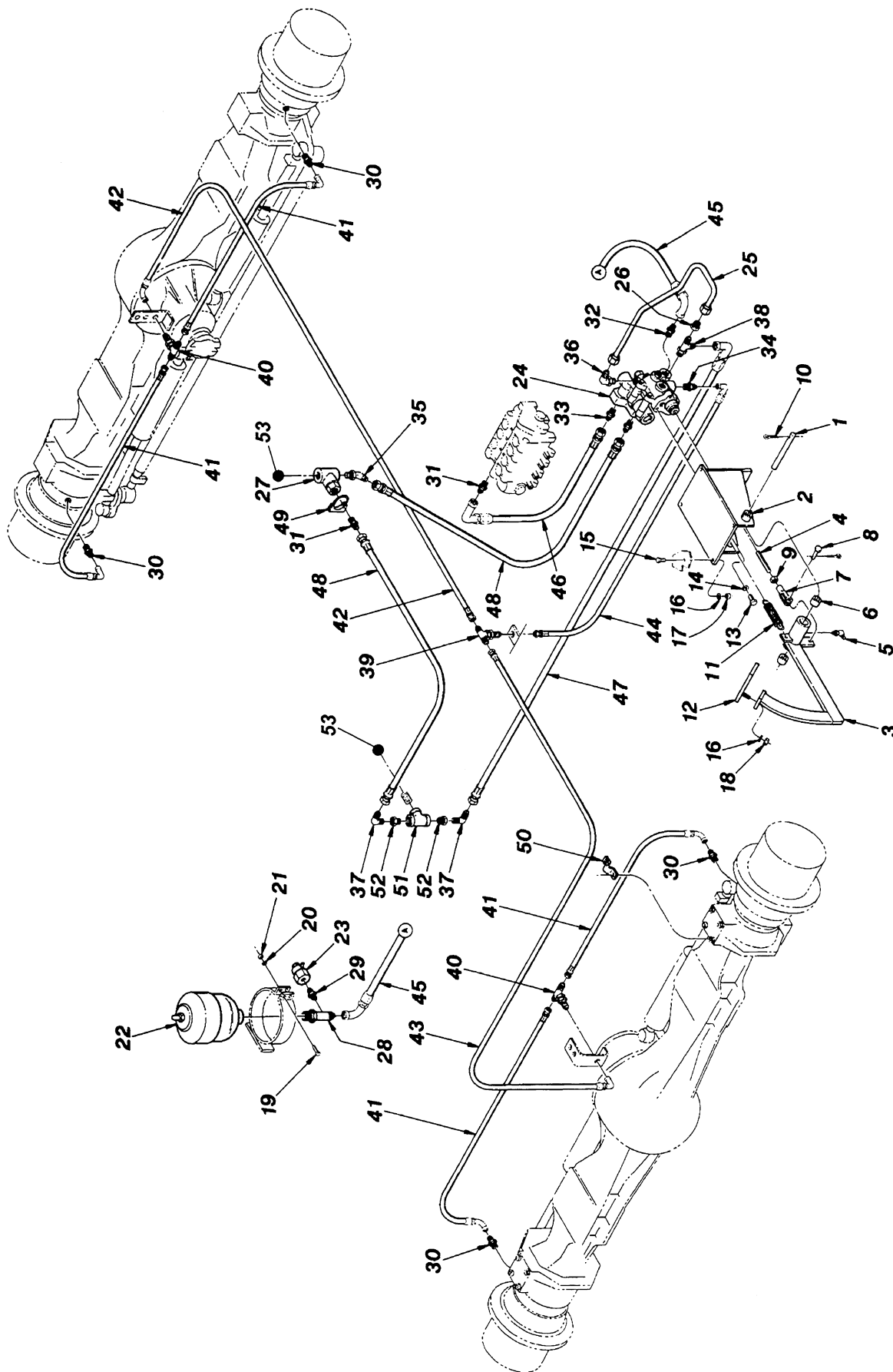


Figure 18361-3

## 18361-3 (2 of 2)

ITEM	PART NO.	DESCRIPTION	QTY.	SERIAL NO.	REMARKS
41	P26617	Hose, Hyd.	4	"—"	.25" x 45"
42	P24682	Hose, Hyd.	1	"—"	.25" x 58"
43	P26123	Hose, Hyd.	1	"—"	.25" x 74"
44	P18095	Hose, Hyd.	1	"—"	.38" x 32"
45	P27408	Hose, Hyd.	1	"—"	.50" x 94"
46	P26615	Hose, Hyd.	1	"—"	.75" x 28"
47	P26612	Hose, Hyd.	1	"—"	.75" x 39"
48	P26611	Hose, Hyd.	2	"—"	.75" x 43"
49	P13605	Clamp	1	"—"	
50	P26480	Clamp, Hose	4	"—"	
51	P10173	Tee, Pipe	1	"—"	
52	P10180	Reducer Bushing	2	"—"	
53	See Page 5-14	Lower Hydraulics Assembly	—		

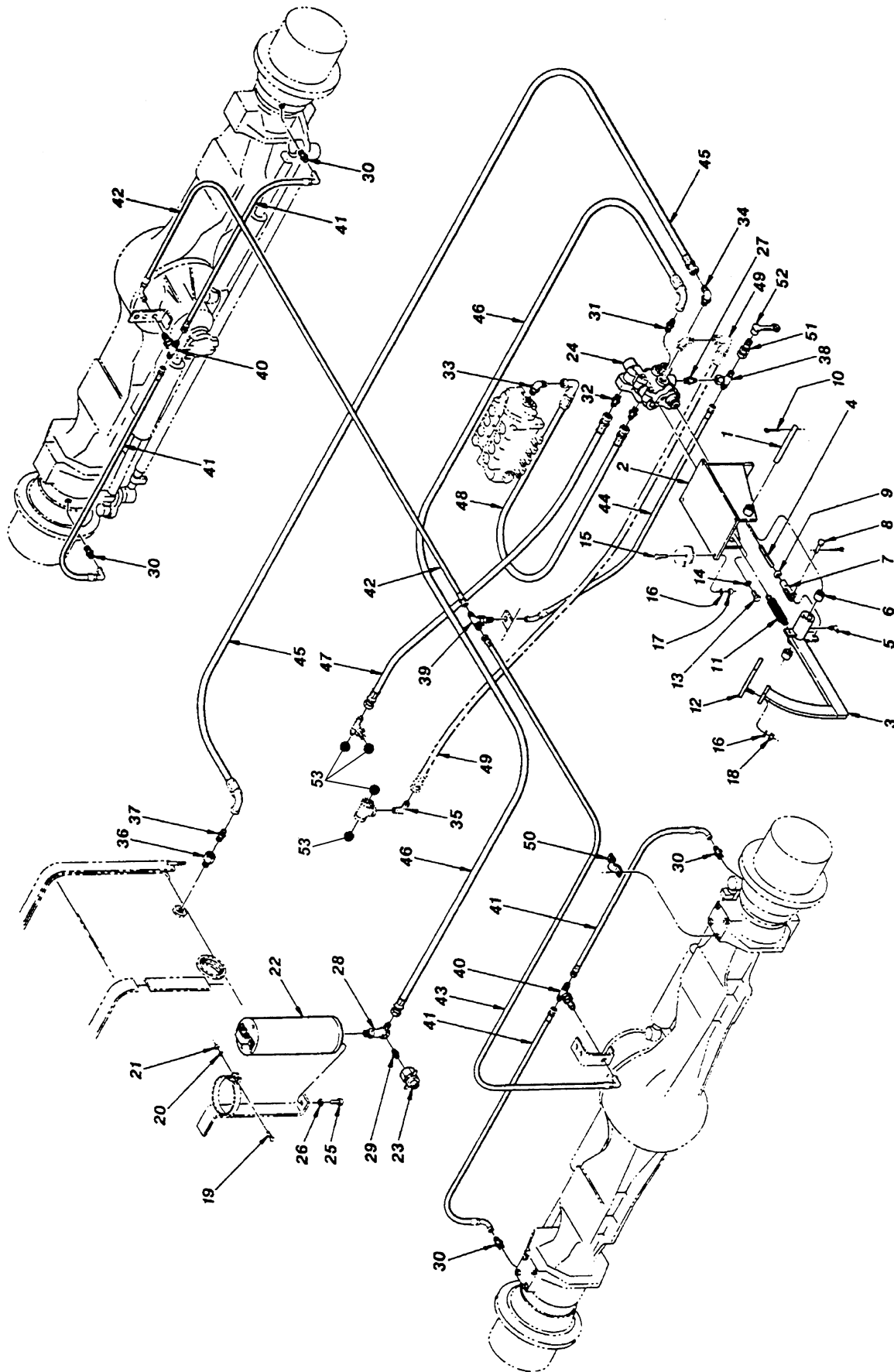


Figure 18361-4

**18361-4 (1 of 2)**

ITEM	PART NO.	DESCRIPTION	QTY.	SERIAL NO.	REMARKS
1	17712A	Pin, Pedal Pivot	1	2158 -	
2	20829C	Housing, Brake Pedal	1	" - "	
3	20830B	Brake Pedal	1	" - "	
4	20834A	Link, Push Rod	1	" - "	
5	P15367	Grease Zerk, 45°	1	" - "	
6	P20391	Bushing, Pedal	2	" - "	
7	P19081	Clevis	1	" - "	
8	P10053	Clevis Pin	1	" - "	7/16" x 1 1/4"
9	P01582	Jam Nut, Hx.	1	" - "	7/16"-20
10	P03865	Cotter Pin	2	" - "	3/16" x 1 1/2"
11	P10581	Spring, Pedal	1	" - "	
12	P17733	Foot Pad, Brake Pedal	1	" - "	
13	P00352	Bolt, Hx.	3	" - "	7/16" x 1"
14	P01360	Starwasher	3	" - "	7/16" - External
15	P00202	Bolt, Hx.	4	" - "	3/8"-16 x 3/4"
16	P01310	Lockwasher	5	" - "	3/8"
17	P01508	Nut, Hx.	4	" - "	3/8"-16
18	P01531	Nut, Hx.	1	" - "	3/8"-24
19	P00005	Bolt, Hx.	1	" - "	1/4"-20 x 1"
20	P01308	Lockwasher	1	" - "	1/4"
21	P01506	Nut, Hx.	1	" - "	1/4"-20
22	P27830	Accumulator	1	" - "	
NI	P29122	Seal Kit, Accumulator	-	" - "	
23	P27308	Pressure Switch	1	" - "	
24	P26018	Valve, Power Brake	1	" - "	
NI	P27976	Repair Kit, Power Brake Valve	-	" - "	
25	P00400	Bolt, Hx.	1	" - "	1/2"-20 x 3/4"
26	P01312	Lockwasher	1	" - "	1/2"
27	P21906	Connector, O-Ring	1	" - "	
28	26002A	90° Elbow, Special	1	" - "	
29	P27355	Connector, Nipple	1	" - "	
30	P24991	Connector, Special	REF	" - "	
31	P18997	Connector, O-Ring	1	" - "	
32	P19765	Connector, O-Ring	2	" - "	
33	P19055	90° Elbow, O-Ring	1	" - "	
34	P19810	90° Elbow, O-Ring	1	2425 -	
	P19810	90° Elbow, O-Ring	1	2158 - 2424	
35	P21902	90° Elbow, JIC - Pipe	1	2158 - 2424	
36	P28391	Adapter	1	2158 -	
37	P23848	Valve, Check	1	" - "	
38	P19845	Tee, Swivel	1	" - "	
39	P18942	Tee, Bulkhead	1	" - "	
40	P26099	Tee, Bulkhead	2	" - "	
41	P26617	Hose, Hyd.	4	" - "	.25" x 45"
42	P24682	Hose, Hyd.	1	" - "	.25" x 58"
43	P29171	Hose, Hyd.	1	" - "	.25" x 71"
44	P27692	Hose, Hyd.	1	" - "	.38" x 28"
45	P21573	Hose, Hyd.	1	" - "	.50" x 70"
46	P27740	Hose, Hyd.	1	" - "	.50" x 94"

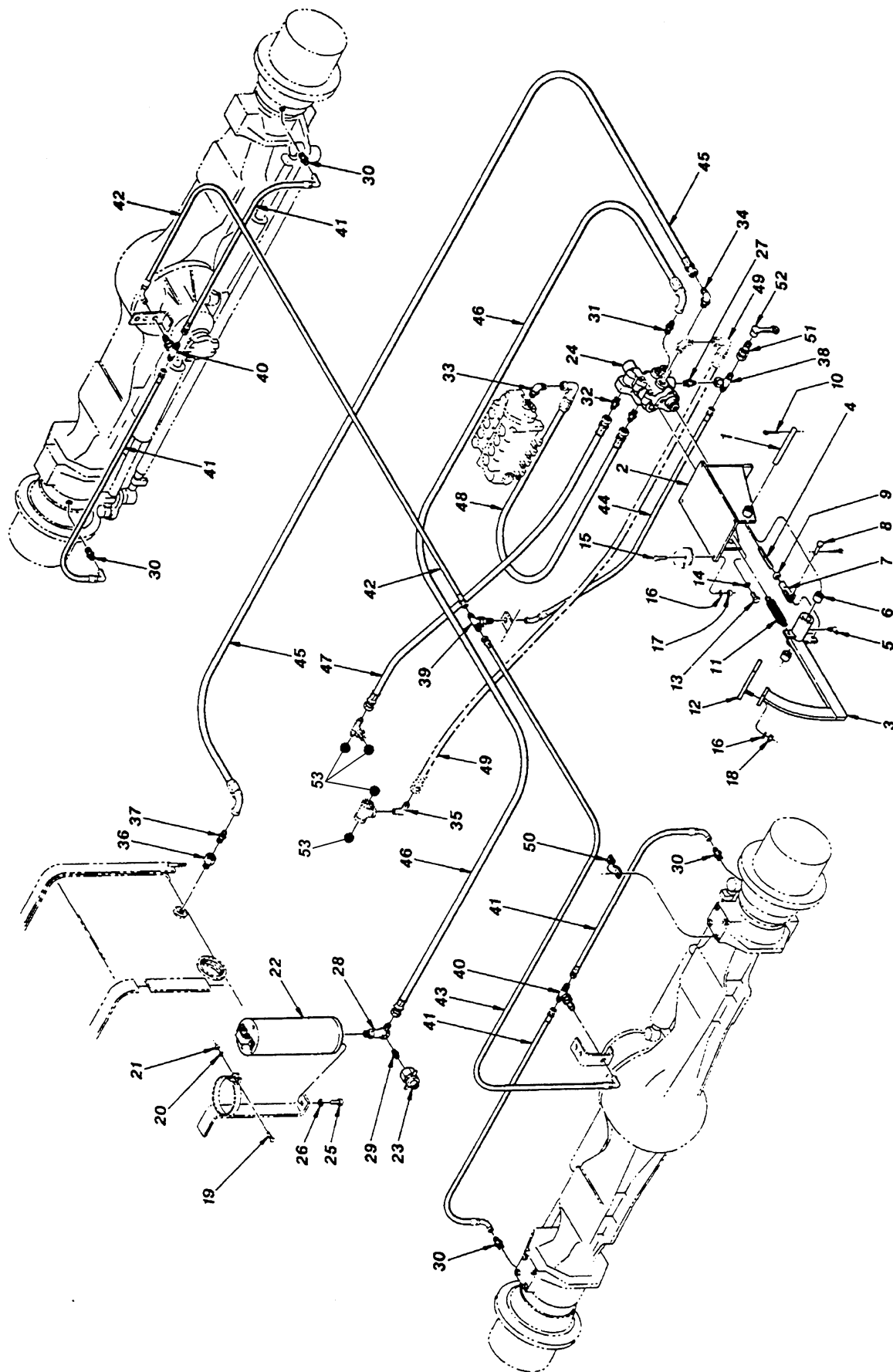


Figure 18361-4



## 18361-4 (2 of 2)

ITEM	PART NO.	DESCRIPTION	QTY.	SERIAL NO.	REMARKS
47	P28602	Hose, Hyd.	1	" - "	.62" x 23"
48	P28623	Hose, Hyd.	1	" - "	.62" x 45"
49	P28624	Hose, Hyd.	1	2158 - 2424	.62" x 38"
50	P26840	Clamp, Hose	4	2158 -	
51	P27379	Nipple, Pressure Check	1	2158 -	
52	P27805	Dust Cap	1	2158 -	
53	See Page 5-24	Lower Hydraulics Assembly	-		

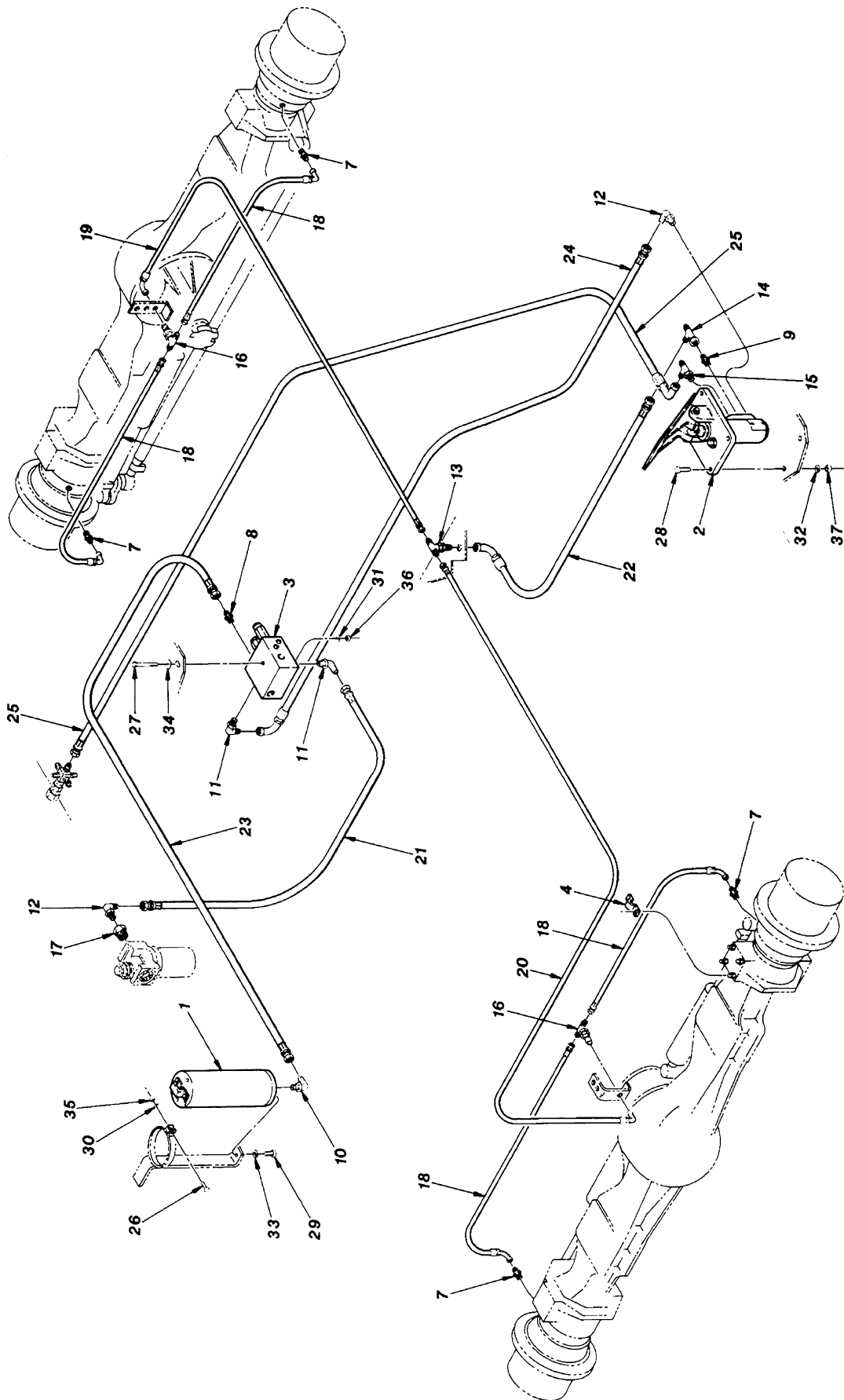


Figure 18361-5

## 18361-5

ITEM	PART NO.	DESCRIPTION	QTY	SERIAL NO.	REMARKS
1	P27830	Accumulator	1	2784 -	
NI	P29122	Seal Kit, Accumulator	-	" - "	
2	P28487	Brake Valve	1	" - "	
NI	P29920	Repair Kit, Brake Valve	-	" - "	
3	P29136	Brake Porting Block	1	" - "	
4	P26480	Clamp, Hyd. Hose	4	" - "	
7	P24991	Connector, Special	1	" - "	
8	P18936	Connector, O-Ring	1	" - "	
9	P19415	Connector, O-Ring	1	" - "	
10	P27392	90° Elbow, O-Ring	1	" - "	
11	P18935	90° Elbow, O-Ring	2	" - "	
12	P18956	90° Elbow, O-Ring	2	" - "	
13	P18942	Tee, Bulkhead	1	" - "	
14	P19412	Tee, Swivel	1	" - "	
15	P21219	Tee, O-Ring	1	" - "	
16	P26099	Tee, Bulkhead	2	" - "	
17	P28382	Reducer, O-Ring to O-Ring	1	" - "	
18	P26617	Hose, Hyd.	4	" - "	.25" x 46"
19	P24682	Hose, Hyd.	1	" - "	.25" x 58"
20	P29772	Hose, Hyd.	1	" - "	.25" x 67"
21	P25885	Hose, Hyd.	1	" - "	.38" x 22"
22	P18095	Hose, Hyd.	1	" - "	.38" x 32"
23	P23860	Hose, Hyd.	1	" - "	.38" x 45"
24	P29769	Hose, Hyd.	1	" - "	.38" x 45"
25	P29770	Hose, Hyd.	1	" - "	.38" x 58"
26	P00006	Bolt, Hx.	1	" - "	1/4"-20 x 1 1/4"
27	P00111	Bolt, Hx.	1	" - "	5/16"-18 x 2 3/4"
28	P00204	Bolt, Hx.	4	" - "	3/8"-16 x 1"
29	P00400	Bolt, Hx.	1	" - "	1/2"-13 x 3/4"
30	P01308	Lockwasher	1	" - "	1/4"
31	P01309	Lockwasher	1	" - "	5/16"
32	P01310	Lockwasher	4	" - "	3/8"
33	P01312	Lockwasher	1	" - "	1/2"
34	P01403	Flatwasher	1	" - "	5/16"
35	P01506	Nut, Hx.	1	" - "	1/4"-20
36	P01507	Nut, Hx.	1	" - "	5/16"-18
37	P01508	Nut, Hx.	4	" - "	3/8"-16

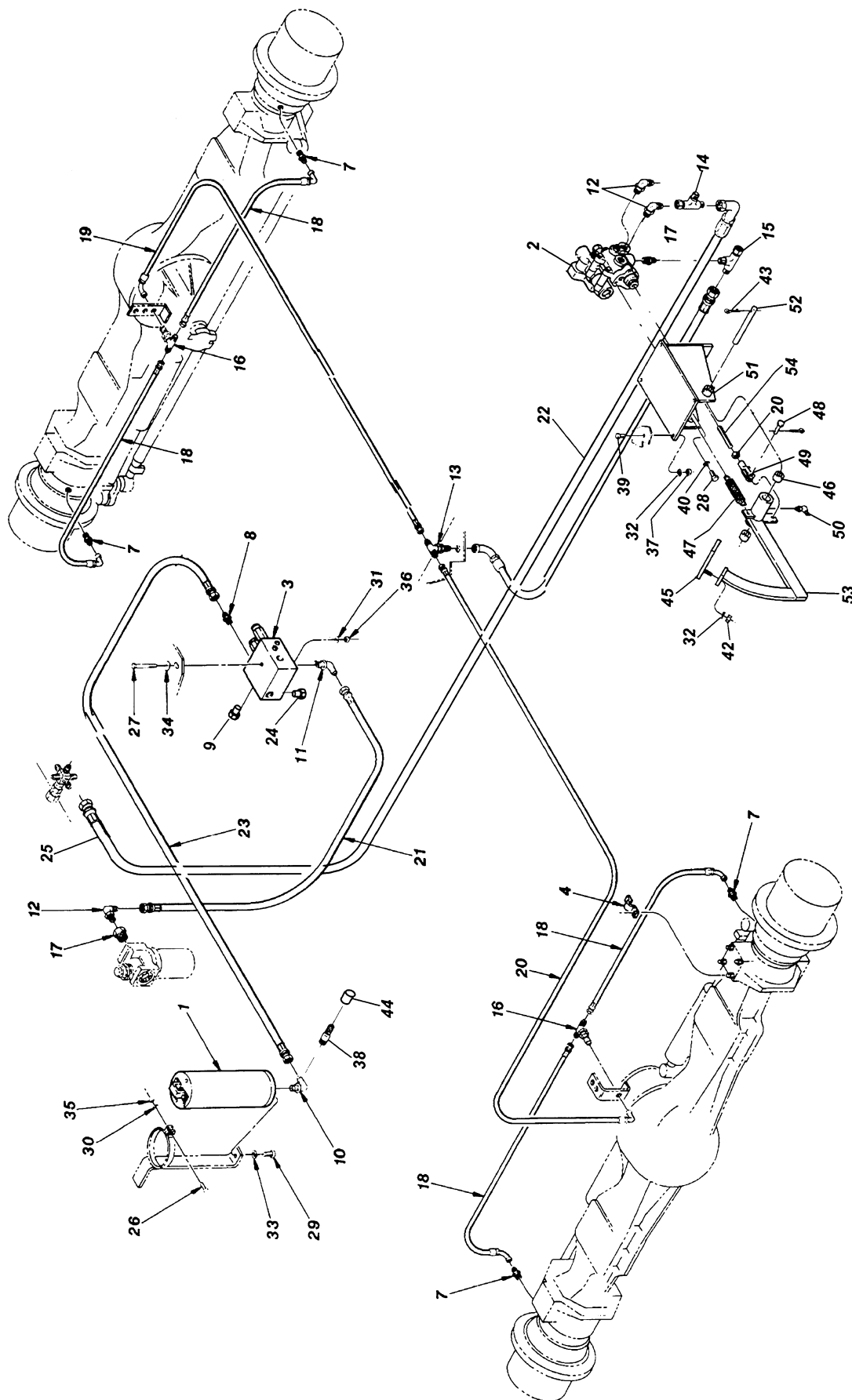


Figure 18361-6

## 18361-6 (1 of 2)

ITEM	PART NO.	DESCRIPTION	QTY.	SERIAL NO.	REMARKS
1	P27830	Accumulator	1	.....	
NI	P29122	Seal Kit, Accumulator	—	.....	
2	24252A	Brake Valve	1	.....	
NI	P29920	Repair Kit, Brake Valve	—	.....	
3	P29136	Brake Porting Block	1	.....	
4	P26480	Clamp, Hyd. Hose	4	.....	
7	P24991	Connector, Special	1	.....	
8	P18936	Connector, O-Ring	1	.....	
9	P25691	Plug	1	.....	
10	P26002A	90° Elbow, O-Ring	1	.....	
11	P18958	Tee, O-Ring	2	.....	
12	P19810	90° Elbow, O-Ring	3	.....	
13	P40186	Tee, Bulkhead	1	.....	
14	P20979	Tee, Swivel	1	.....	
15	P19845	Tee, O-Ring	1	.....	
16	P26099	Tee, Bulkhead	2	.....	
17	P21906	Adapter, O-Ring to JIC	1	.....	
18	P26617	Hose, Hyd.	4	.....	.25" x 46"
19	P24682	Hose, Hyd.	1	.....	.25" x 58"
20	P29772	Hose, Hyd.	1	.....	.25" x 67"
21	P25885	Hose, Hyd.	1	.....	.38" x 22"
22	P27674	Hose, Hyd.	1	.....	
23	P23860	Hose, Hyd.	1	.....	.38" x 45"
24	P27386	Plug	1	.....	
25	P29770	Hose, Hyd.	1	.....	.38" x 58"
26	P00006	Bolt, Hx.	1	.....	1/4"-20 x 1 1/4"
27	P00111	Bolt, Hx.	1	.....	5/16"-18 x 2 3/4"
28	P00204	Bolt, Hx.	4	.....	3/8"-16 x 1"
29	P00352	Bolt, Hx.	3	.....	7/16"-20 x 1"
30	P01308	Lockwasher	1	.....	1/4"
31	P01309	Lockwasher	1	.....	5/16"
32	P01310	Lockwasher	5	.....	3/8"
33	P01312	Lockwasher	1	.....	1/2"
34	P01403	Flatwasher	1	.....	5/16"
35	P01506	Nut, Hx.	1	.....	1/4"-20
36	P01507	Nut, Hx.	1	.....	5/16"-18
37	P01508	Nut, Hx.	4	.....	3/8"-16
38	P27355	Adapter, Pipe	1	.....	
39	P00202	Bolt, Hx.	4	.....	3/8"-16 x 3/4"
40	P01360	Starwasher	3	.....	7/16"
41	P01582	Jam Nut	1	.....	7/16"-20
42	P01531	Nut, Hx.	1	.....	3/4"-24
43	P03865	Pin, Cotter	1	.....	3/16" x 1 1/2"
44	P27308	Switch, Pressure	1	.....	
45	P17733	Pad, Foot	1	.....	

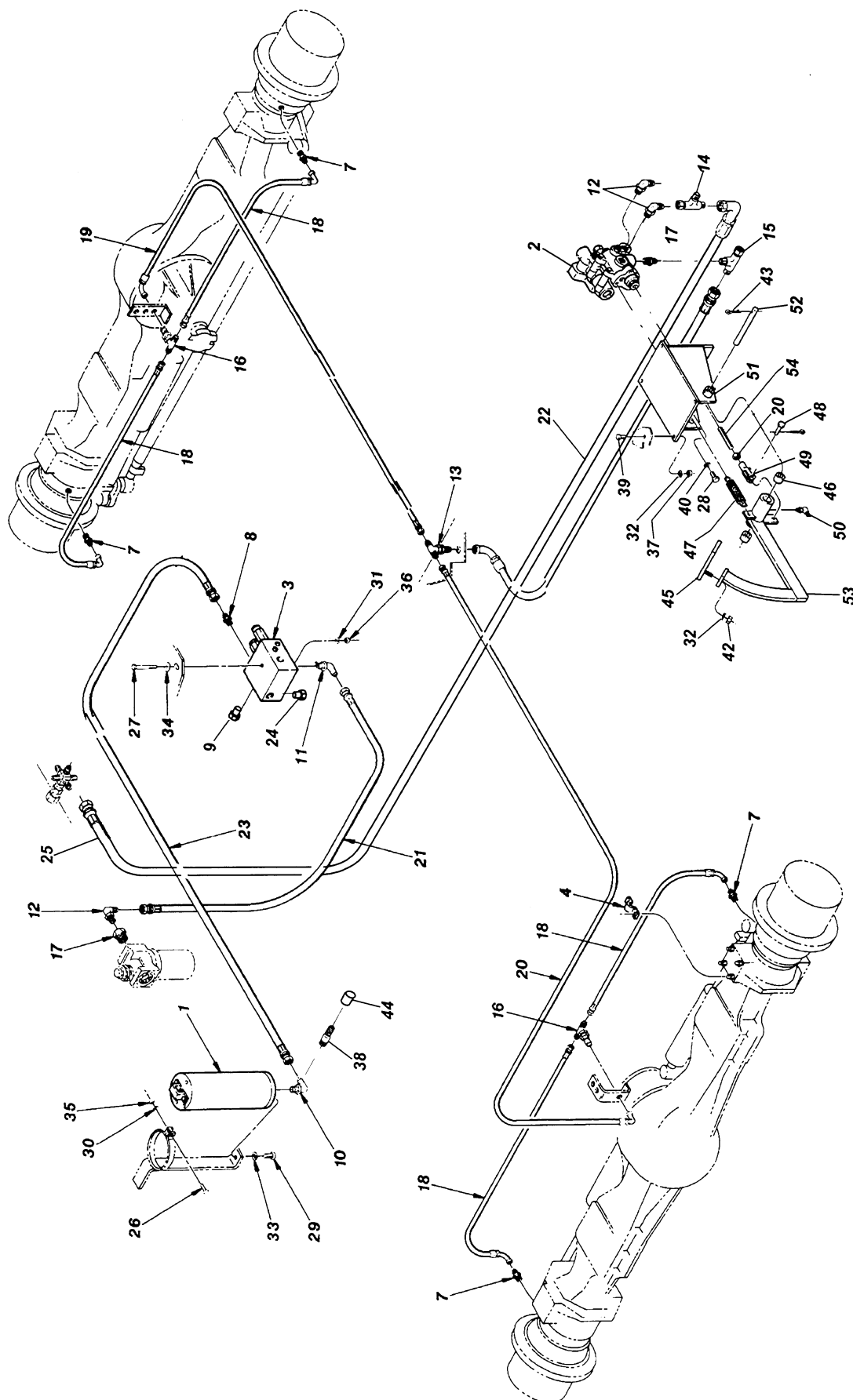


Figure 18361-6

**18361-6 (2 of 2)**

<b>ITEM</b>	<b>PART NO.</b>	<b>DESCRIPTION</b>	<b>QTY.</b>	<b>SERIAL NO.</b>	<b>REMARKS</b>
46	P20391	Bushing	2	.....	
47	P10581	Spring	1	.....	
48	P10053	Pin, Clevis	1	.....	
49	P19081	Clevis	1	.....	
50	P15367	Grease Zerk	1	.....	
51	20829C	Support, Brake Pedal	1	.....	
52	17712A	Pin, Pivot	1	.....	
53	24428C	Pedal, Brake	1	.....	
54	20834A	Link, Push Rod	1	.....	

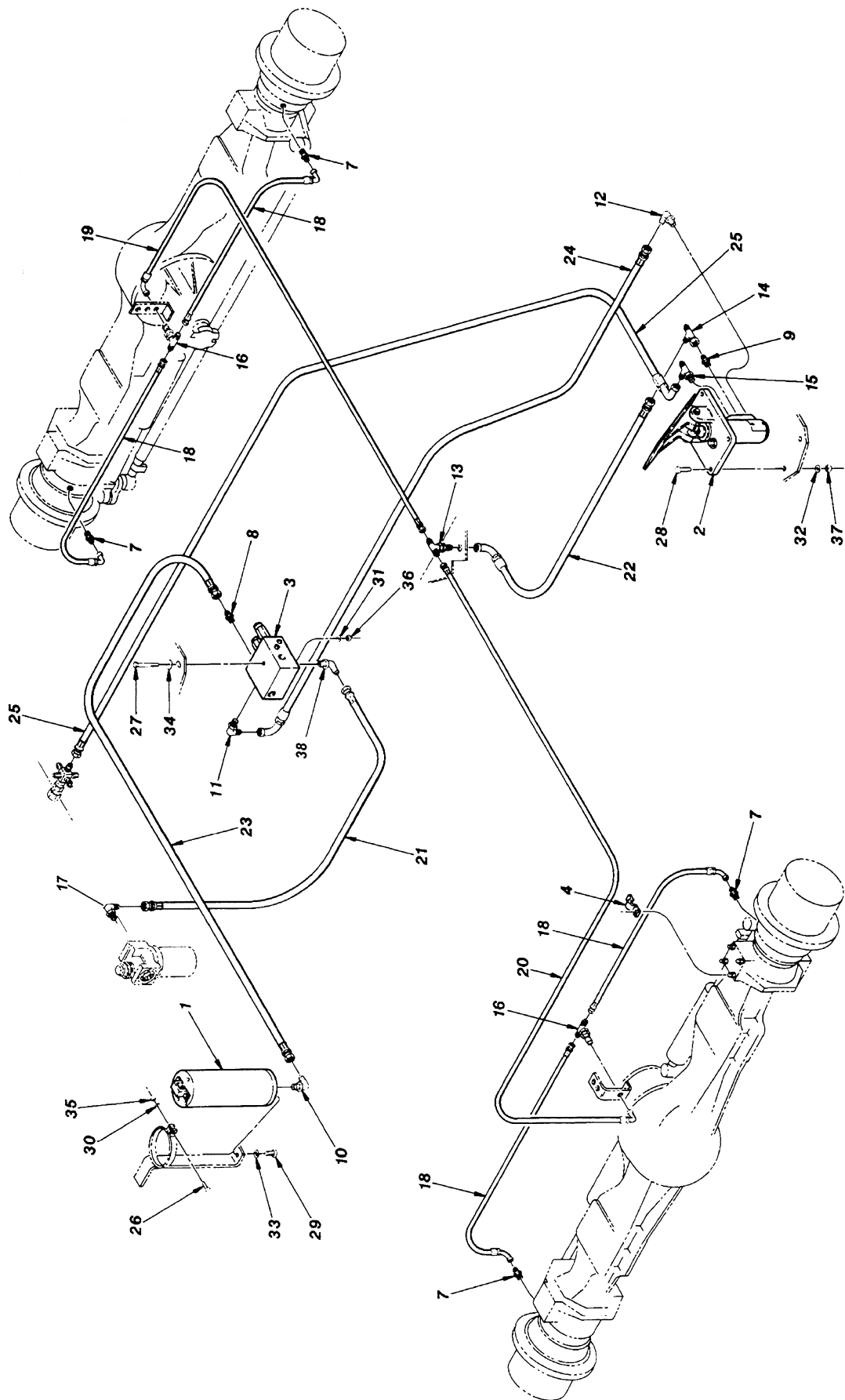


Figure 18361-7



## 18361-7

ITEM	PART NO.	DESCRIPTION	QTY	SERIAL NO.	REMARKS
1	P27830	Accumulator	1	4005 -	
NI	P29122	Seal Kit, Accumulator	-	" - "	
2	P28487	Brake Valve	1	" - "	
NI	P29920	Repair Kit, Brake Valve	-	" - "	
3	P29136	Brake Porting Block	1	" - "	
4	P26480	Clamp, Hyd. Hose	4	" - "	
7	P24991	Connector, Special	1	" - "	
8	P18936	Connector, O-Ring	1	" - "	
9	P19415	Connector, O-Ring	1	" - "	
10	P27392	90° Elbow, O-Ring	1	" - "	
11	P18935	90° Elbow, O-Ring	1	" - "	
12	P18956	90° Elbow, O-Ring	1	" - "	
13	P40186	Tee, Bulkhead, 4-way	1	" - "	
14	P19412	Tee, Swivel	1	" - "	
15	P21219	Tee, O-Ring	1	" - "	
16	P26099	Tee, Bulkhead	2	" - "	
17	P19810	90° Elbow, O-Ring	1	" - "	
18	P26617	Hose, Hyd.	4	" - "	.25" x 46"
19	P24682	Hose, Hyd.	1	" - "	.25" x 58"
20	P29772	Hose, Hyd.	1	" - "	.25" x 67"
21	P25885	Hose, Hyd.	1	" - "	.38" x 22"
22	P24641	Hose, Hyd.	1	" - "	.38" x 36"
23	P23860	Hose, Hyd.	1	" - "	.38" x 45"
24	P29769	Hose, Hyd.	1	" - "	.38" x 45"
25	P29770	Hose, Hyd.	1	" - "	.38" x 58"
26	P00006	Bolt, Hx.	1	" - "	1/4"-20 x 1 1/4"
27	P00111	Bolt, Hx.	1	" - "	5/16"-18 x 2 3/4"
28	P00204	Bolt, Hx.	4	" - "	3/8"-16 x 1"
29	P00400	Bolt, Hx.	1	" - "	1/2"-13 x 3/4"
30	P01308	Lockwasher	1	" - "	1/4"
31	P01309	Lockwasher	1	" - "	5/16"
32	P01310	Lockwasher	4	" - "	3/8"
33	P01312	Lockwasher	1	" - "	1/2"
34	P01403	Flatwasher	1	" - "	5/16"
35	P01506	Nut, Hx.	1	" - "	1/4"-20
36	P01507	Nut, Hx.	1	" - "	5/16"-18
37	P01508	Nut, Hx.	4	" - "	3/8"-16
38	P21914	Tee, O-Ring to JIC	1	" - "	

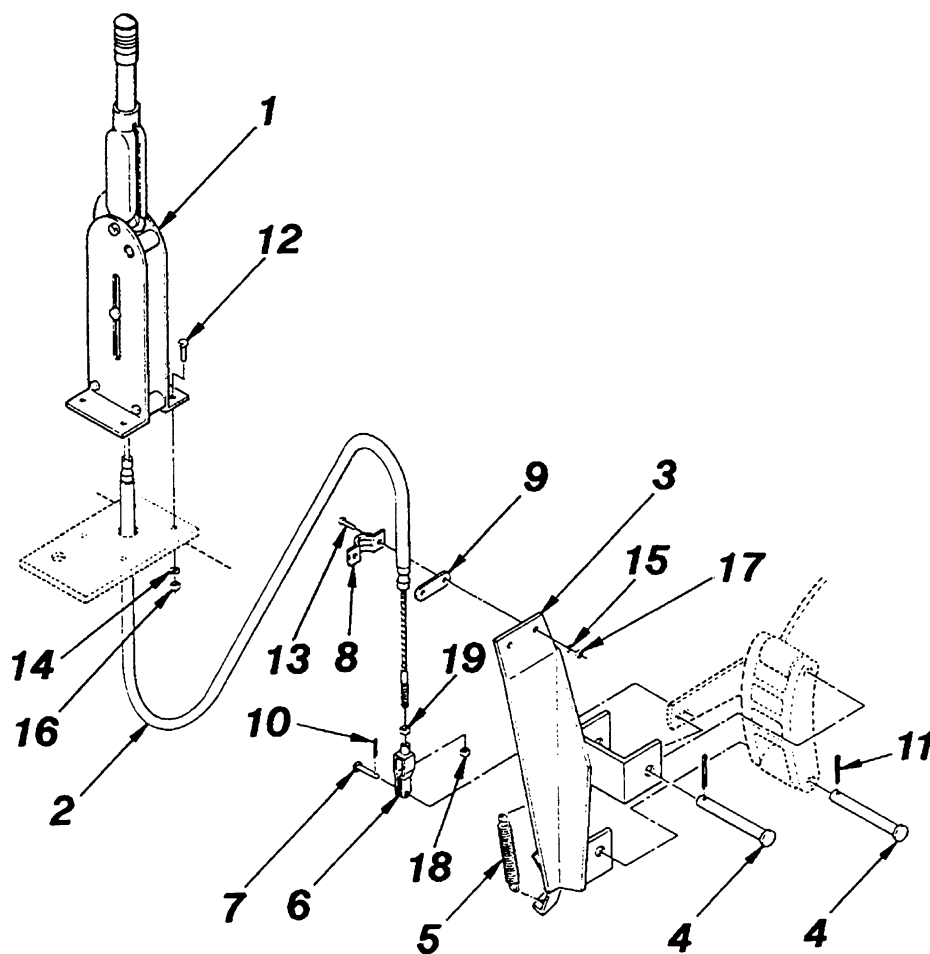


Figure 18394-1

## 18394-1

ITEM	PART NO.	DESCRIPTION	QTY	SERIAL NO.	REMARKS
1	P28457	Hand Brake	1	101 – 468 w/Disc, 469 – 822	Includes Switch
NI	26314C	Parking Brake Buzzer/Light Kit	–	" – "	
2	P18127	Cable, Hand Brake	1	" – "	
3	16609D	Anchor Bracket, Cable	1	" – "	
4	16614A	Pin, Anchor	2	" – "	
5	P10581	Spring	1	" – "	
6	P17594	Clevis	1	" – "	
7	P15392	Clevis Pin	1	" – "	
8	P17595	Clamp, Cable	1	" – "	
9	P19596	Shim, Clamp	1	" – "	
10	P03824	Cotter Pin	1	" – "	3/32" x 1"
11	P03865	Cotter Pin	2	" – "	3/16" x 1 1/2"
12	P00104	Bolt, Hx.	4	" – "	5/16"-18 x 1"
13	P00205	Bolt, Hx.	2	" – "	3/8"-16 x 1 1/4"
14	P01309	Lockwasher	4	" – "	5/16"
15	P01310	Lockwasher,	2	" – "	3/8"
16	P01507	Nut, Hx.	4	" – "	5/16"-18
17	P01508	Nut, Hx.	2	" – "	3/8"-16
18	P01531	Nut, Hx.	1	" – "	3/8"-24
19	P01581	Jam Nut, Hx.	1	" – "	3/8"-24

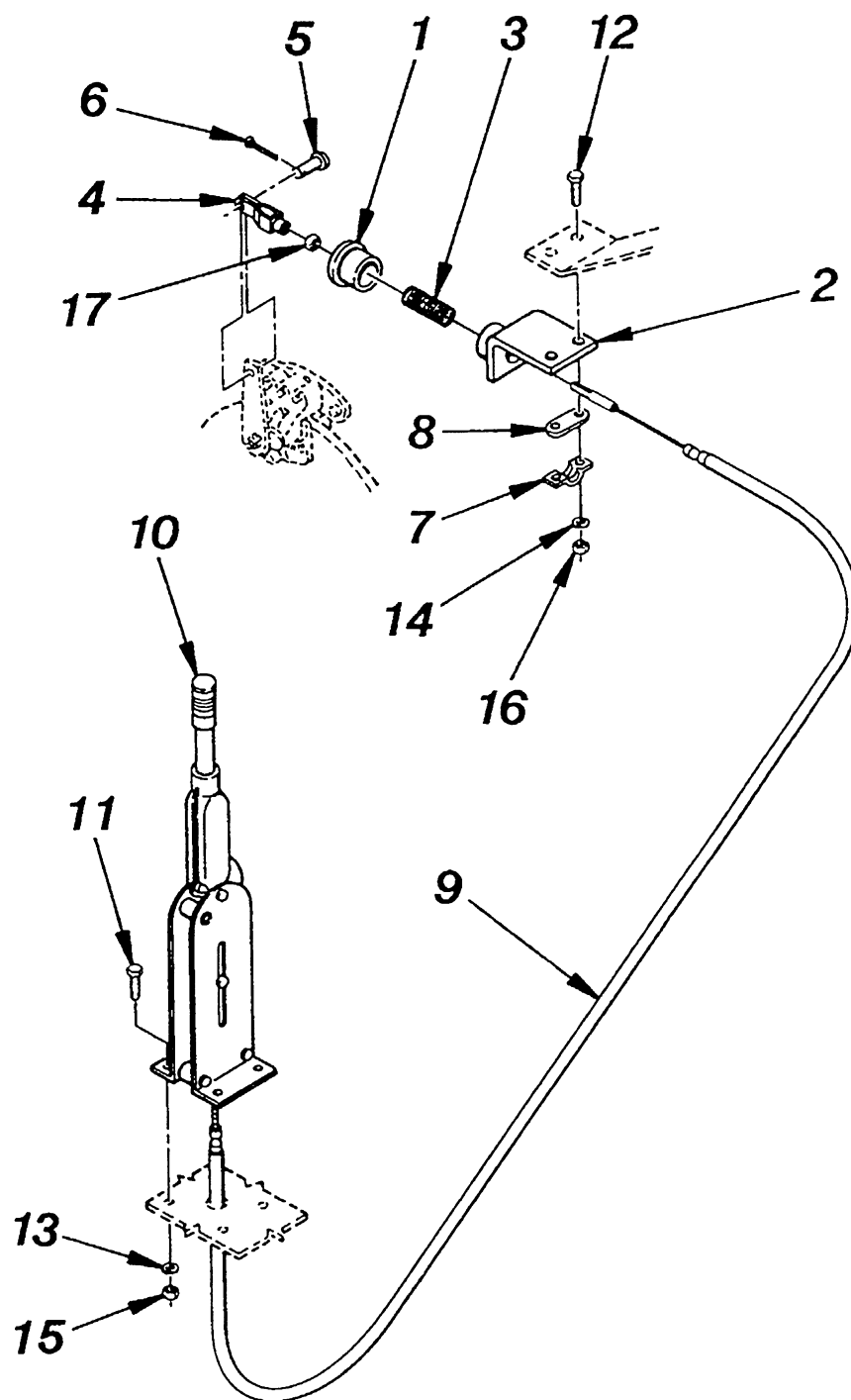
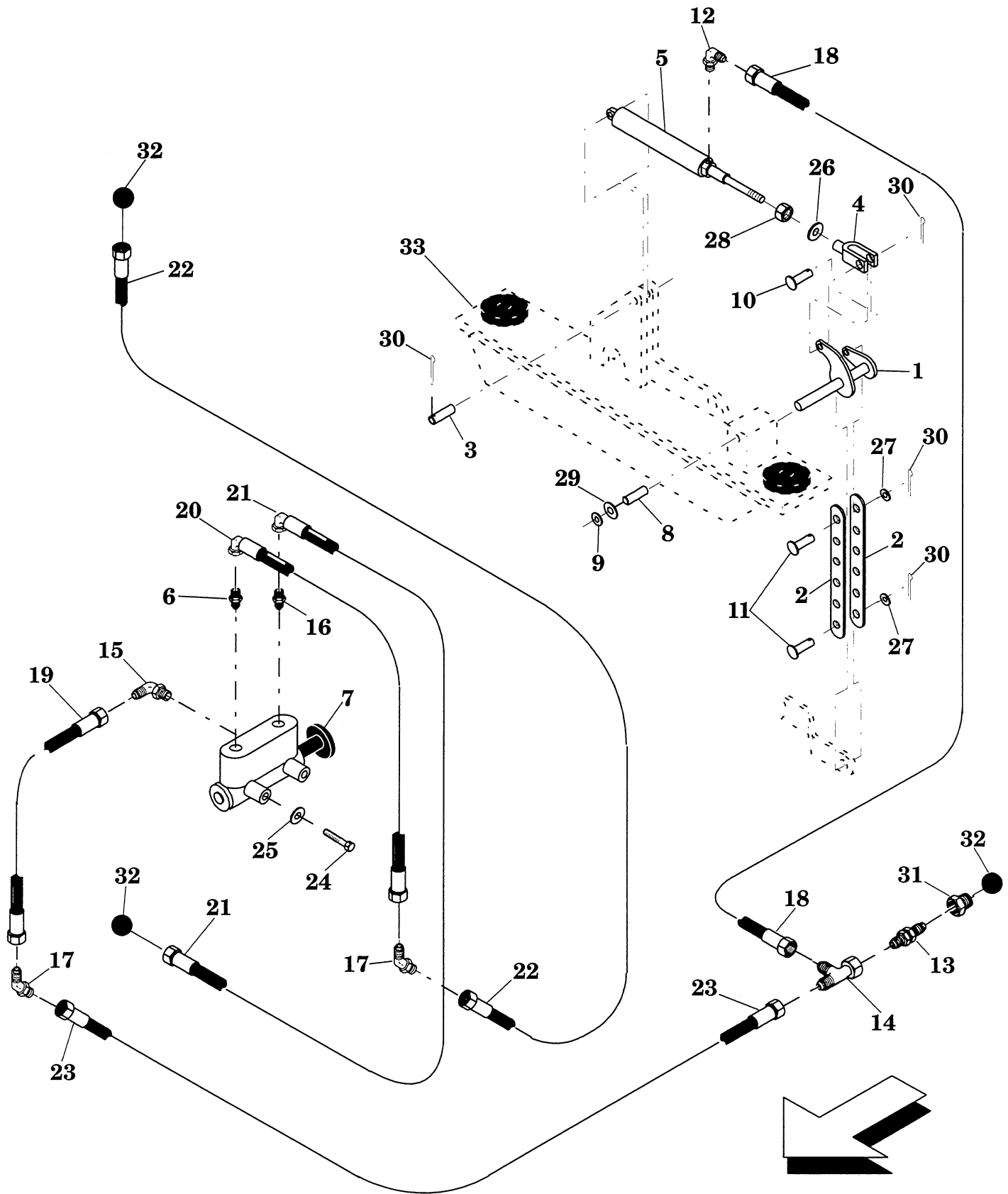


Figure 18394-2

## 18394-2

ITEM	PART NO.	DESCRIPTION	QTY.	SERIAL NO.	REMARKS
1	21065A	Spring Retainer	1	823 -	
2	21071A	Spring Base Mount	1	" - "	
3	P24302	Spring	1	" - "	
4	P10193	Clevis	1	" - "	
5	P10040	Clevis Pin	1	" - "	
6	P03838	Cotter Pin	1	" - "	1/8" x 1"
7	P17595	Clamp, Cable	1	" - "	
8	P17596	Shim, Clamp	1	" - "	
9	P17592	Cable, Hand Brake	1	" - "	
10	P28457	Hand Brake	1	" - "	Includes Switch
NI	26314C	Parking Brake Buzzer/Light Kit	-	101 - 2419	
11	P00104	Bolt, Hx.	4	823 -	5/16"-18 x 1"
12	P00204	Bolt, Hx.	2	" - "	3/8"-16 x 1"
13	P01309	Lockwasher	4	" - "	5/16"
14	P01310	Lockwasher	2	" - "	3/8"
15	P01507	Nut, Hx.	4	" - "	5/16"-18
16	P01508	Nut, Hx.	2	" - "	3/8"-16
17	P01531	Nut, Hx.	1	" - "	3/8"-24



### Figure 18394-3

## 18394-3

ITEM	PART NO.	DESCRIPTION	QTY	SERIAL NO.	REMARKS
1	35039B	Bell Crank	1	.....	
2	34636B	Link, Adjustable	2	.....	
3	35032A	Pin	1	.....	
4	34668A	Clevis, Rod	1	.....	
5	P30740	Cylinder, Parking Brake	1	.....	
6	P19414	Valve, Check	1	.....	
7	P40135	Valve, Parking Brake	1	.....	
8	P20368	Bushing	2	.....	
9	P27980	Ring, Retaining	1	.....	
10	P15331	Pin, Clevis	1	.....	
11	P20833	Pin, Clevis	2	.....	
12	P20374	Connector, Pipe/JIC	1	.....	
13	P28383	Bulkhead	1	.....	
14	P19412	Tee, Swivel	1	.....	
15	P19724	90° Elbow	1	.....	
16	P19415	Connector	1	.....	
17	P18947	45° Bulkhead	2	.....	
18	P21949	Hose, Hyd.	1	.....	
19	P27171	Hose, Hyd.	1	.....	
20	P27188	Hose, Hyd.	1	.....	
21	P31170	Hose, Hyd.	1	.....	
22	P25867	Hose, Hyd.	1	.....	
23	P32415	Hose, Hyd.	1	.....	
24	P00102	Bolt, Hx.	2	.....	5/16"-18 x 3/4"
25	P01309	Lockwasher	2	.....	5/16"
26	P01363	Starwasher, Ext.	1	.....	5/8"
27	P01403	Flatwasher	2	.....	5/16"
28	P01562	Jam Nut, Hx.	1	.....	5/8"-11
29	P31325	Washer	2	.....	
30	P03840	Pin, Cotter	4	.....	
NI	P16611	Grease Zerk	1	.....	Bell Crank
31	P28327	Bushing, Reducer	1	.....	
32	See Page 5-36	See Lower Hydraulic Assembly	—	.....	
33	REF	Bracket, Transmission Mounting	—	.....	





# TABLE OF CONTENTS

<u>Group</u>	<u>Page</u>	<u>Group</u>	<u>Page</u>
INDEX .....	iii		
Electrical Assembly (Chrysler).....	2		
Electrical Assembly (Perkins/Clark) .....	6		
Electrical Assembly (Perkins/Funk).....	10		
Electrical Assembly (Deere/Clark).....	14		
Electrical Assembly (Deere/Funk) .....	18		
Electrical Assembly (Deere).....	22		
Instrument Panel Electrical Assembly (Deere)....	36		
Electrical Assembly (Deutz/Clark).....	40		
Electrical Assembly (Deutz/Funk) .....	44		
Electrical Assembly (Deutz).....	48		
Electrical Schematics .....	53		

# TABLE OF CONTENTS

<u>Group</u>	<u>Page</u>	<u>Group</u>	<u>Page</u>
--------------	-------------	--------------	-------------

## INDEX

<u>Title</u>	<u>Page</u>	<u>Title</u>	<u>Page</u>
Electrical Assembly (Chrysler) . . . . .	2		
Electrical Assembly (Deere) . . . . .	22, 26, 32		
Backup Alarm . . . . .	32		
Battery, 12 Volt . . . . .	32		
Circuit Breaker . . . . .	32		
Horn . . . . .	32		
Sender, Fuel . . . . .	32		
Sender, Oil Pressure . . . . .	32		
Sender, Trans. Oil Temp. . . . .	32		
Sender, Water Temp. . . . .	32		
Electrical Assembly (Deere/Clark) . . . . .	14		
Electrical Assembly (Deere/Funk) . . . . .	18		
Electrical Assembly (Deutz) . . . . .	48		
Electrical Assembly (Deutz/Clark) . . . . .	40		
Electrical Assembly (Deutz/Funk) . . . . .	44		
Electrical Assembly (Perkins/Clark) . . . . .	6		
Electrical Assembly (Perkins/Funk) . . . . .	10		
Electrical Schematics . . . . .	53		
Instrument Panel Electrical Assembly (Deere) . . . . .	36		
Controller, ZF Transmission . . . . .	36		
Fuse Block, Single . . . . .	38		
Fuse Block, Triple . . . . .	36		
Gauge, Fuel . . . . .	36		
Gauge, Hourmeter . . . . .	36		
Gauge, Oil Pressure . . . . .	36		
Gauge, Trans. Oil Temp. . . . .	36		
Gauge, Voltmeter . . . . .	36		
Gauge, Water Temp. . . . .	36		
Horn Relay . . . . .	36		
Relay, Backup Alarm/Neutral Start . . . . .	38		
Shift Selector, ZF Transmission . . . . .	36		
Switch, Brake Disconnect . . . . .	36		
Switch, Ignition . . . . .	36		

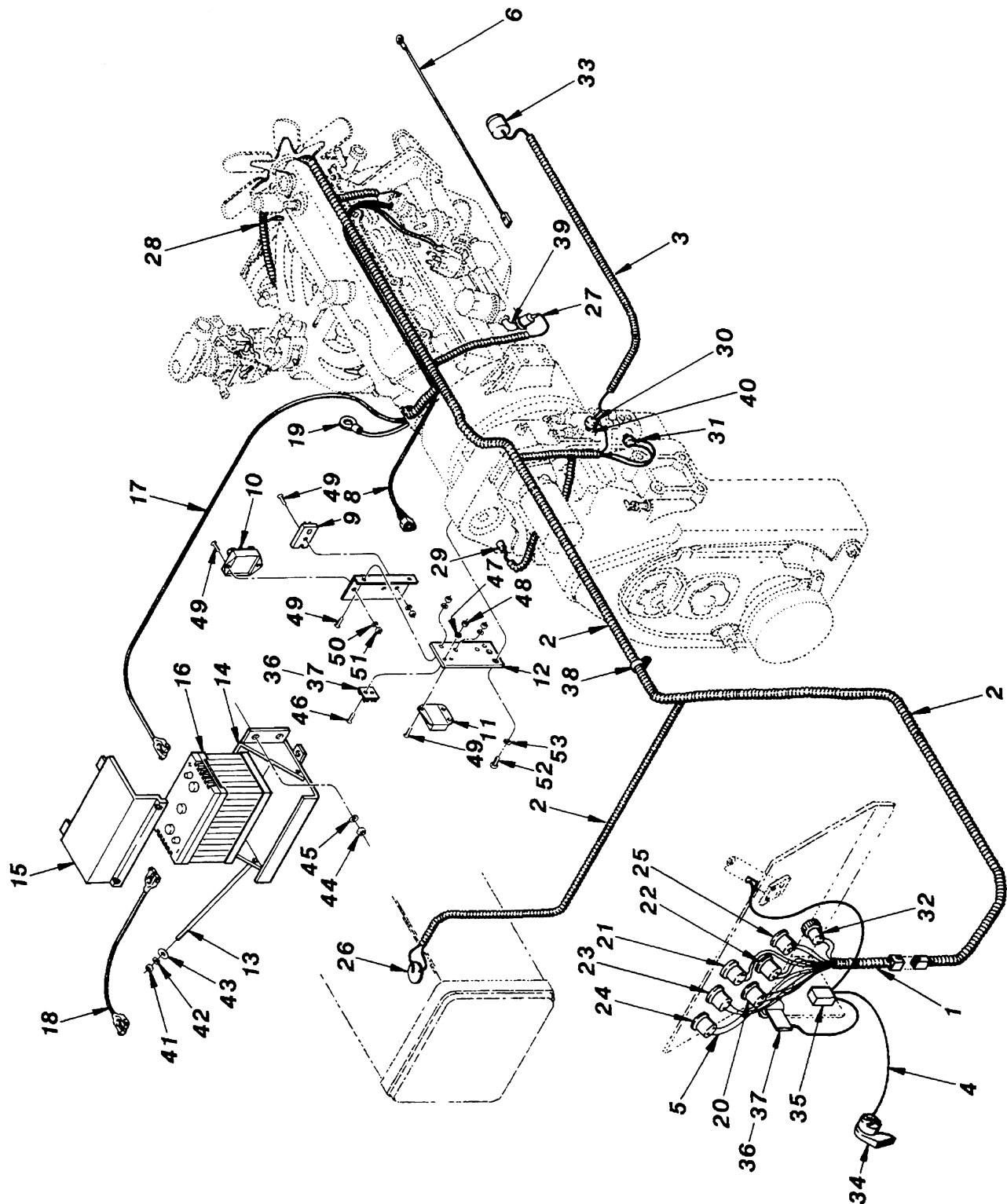


Figure 18362

## 18362 (1 of 2)

ITEM	PART NO.	DESCRIPTION	QTY.	SERIAL NO.	REMARKS
1	P19099	Wire Harness	1	.....	Upper ❶
1A	P26072	Wires	1	.....	Gauges - Power
2	P21399	Wire Harness	1	.....	Lower ❶
3	P19102	Wire Harness	1	.....	Back-Up Alarm
4	P19101	Wires	1	.....	Horn (3 Wires)
5	P19284	Wires	1	.....	Gauges - Ground
6	P19829	Wire, Brown - Electronic Ignition	1	.....	
8	P19749	Wire Harness, Electronic Ignition	1	.....	
9	P19750	Resistor, Ignition	1	.....	
10	P19722	Electronic Ignition Module	1	.....	
11	P19204	Voltage Regulator	1	.....	Includes P19830
NI	P19830	Wire Harness, Voltage Regulator	1	.....	
12	17753A	Bracket, Mounting	1	.....	
13	15594A	Rod, Hold Down	2	.....	
14	16202C	Battery Box	1	.....	
15	16203B	Battery Box Cover	1	.....	
16	—	Battery, 12 Volt	1	.....	Champion P/N PC-31-1050A or equiv.
17	P18182	Battery Cable, Positive	1	.....	
18	P16691	Battery Cable, Negative	1	.....	
19	P19835	Battery Cable, Ground	1	.....	
20	P23214	Gauge, Fuel	1	.....	Replaces P18728 ❷
21	P23216	Gauge, Oil Pressure	1	.....	Replaces P18730 ❸
22	P23218	Gauge, Ammeter	1	.....	Replaces P18732 (N.L.A.)
23	P23219	Gauge, Hourmeter	1	.....	Replaces P18733 (N.L.A.)
24	P23220	Gauge, Trans. Oil Temp.	1	.....	Replaces P18734 (N.L.A.)
25	P23221	Gauge, Water Temp.	1	.....	Replaces P18735 ❹
26	P23215	Sender, Fuel	1	.....	Replaces P18729 ❺
27	P23217	Sender, Oil Pressure	1	.....	Replaces P18731 ❻
28	P23222	Sender, Water Temp.	1	.....	Replaces P18813 ❼
29	P19472	Sender, Trans. Oil Temp.	1	.....	
30	P19105	Switch, Backup	1	.....	
31	P20812	Switch, Neutral Start	1	.....	
32	P11092	Switch, Ignition	1	.....	
33	P13774	Backup Alarm	1	.....	
34	P13707	Horn	1	.....	
35	P13709	Horn Relay	1	.....	
NI	P19203	Fuse, AGC - 30 AMP	4	.....	
37	P24349	Fuse Block	2	.....	Replaces P19096 (N.L.A.)
38	P17553	Clamp, Harness	3	.....	
39	P10201	90° Elbow, Street	1	.....	
40	P10215	45° Elbow, Street	1	.....	
41	P01506	Nut, Hx.	2	.....	1/4"-20
42	P01308	Lockwasher	2	.....	1/4"
43	P01402	Flatwasher	2	.....	1/4"
44	P01508	Nut, Hx.	4	.....	3/8"-16
45	P01310	Lockwasher	4	.....	3/8"

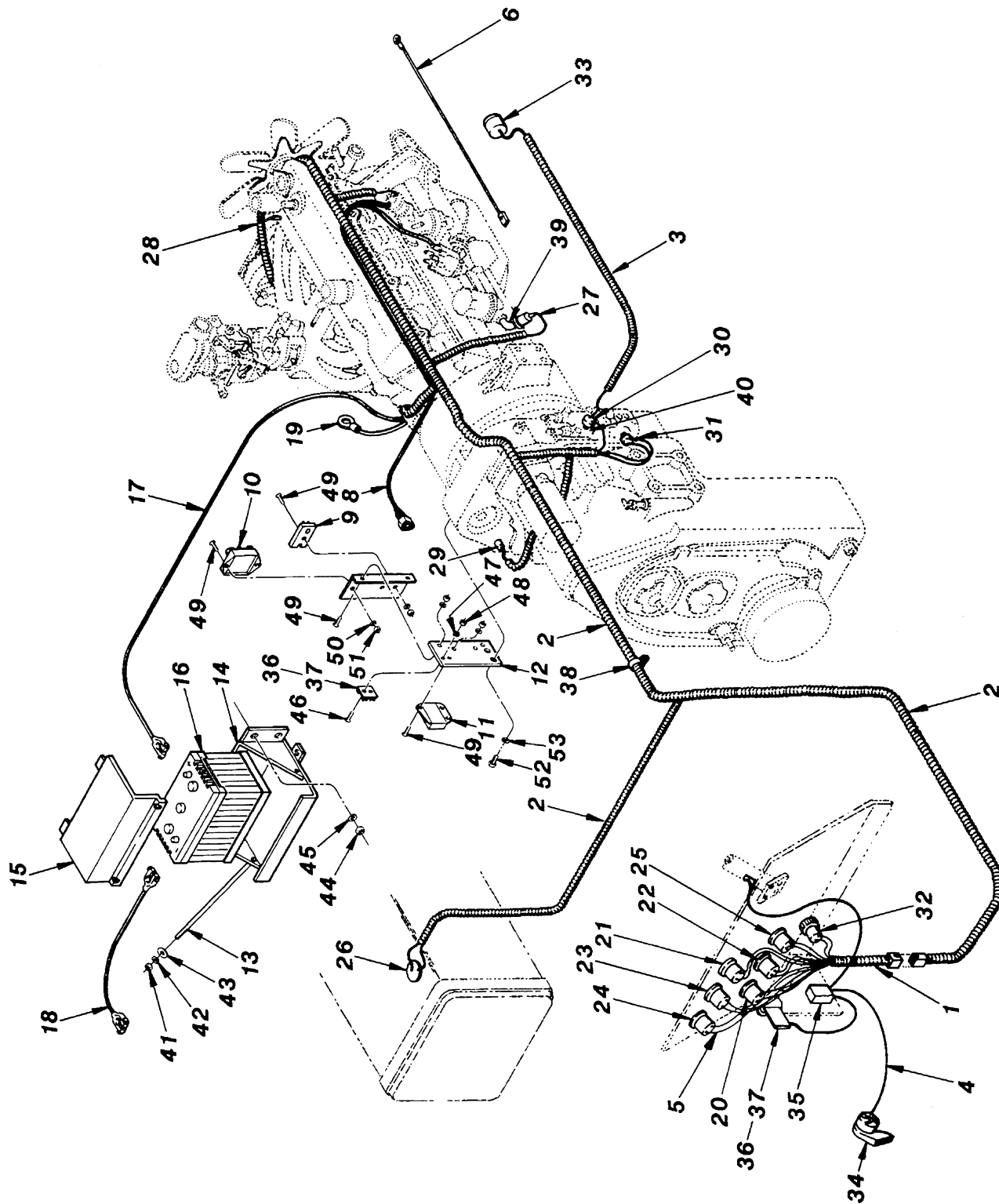


Figure 18362

## 18362 (2 of 2)

ITEM	PART NO.	DESCRIPTION	QTY.	SERIAL NO.	REMARKS
46	P02016	Screw, Slotted Rd. Hd.	4	.....	#6-32 x 1/2"
47	P01353	Starwasher	4	.....	#6
48	P01502	Nut, Hx.	4	.....	#6-32
49	P02057	Screw, Slotted Rd. Hd.	7	.....	#10-24 x 3/4"
50	P01306	Lockwasher	7	.....	#10
51	P01504	Nut, Hx.	7	.....	#10-24
52	P00400	Bolt, Hx.	2	.....	1/2"-13 x 3/4"
53	P01312	Lockwasher	2	.....	1/2"

## NOTES:

- ❶ When ordering, specify S/N and identify whether harness has 9, 12, or 15-Pin Connector.
- ❷ N.L.A., Service with P23214 Gauge and P23215 Sender.
- ❸ N.L.A., Service with P23216 Gauge and P23217 Sender.
- ❹ N.L.A., Service with P23221 Gauge and P23222 Sender.
- ❺ N.L.A., Service with P23215 Sender and P23214 Gauge.
- ❻ N.L.A., Service with P23217 Sender and P23216 Gauge.
- ❼ N.L.A., Service with P23222 Sender and P23221 Gauge.

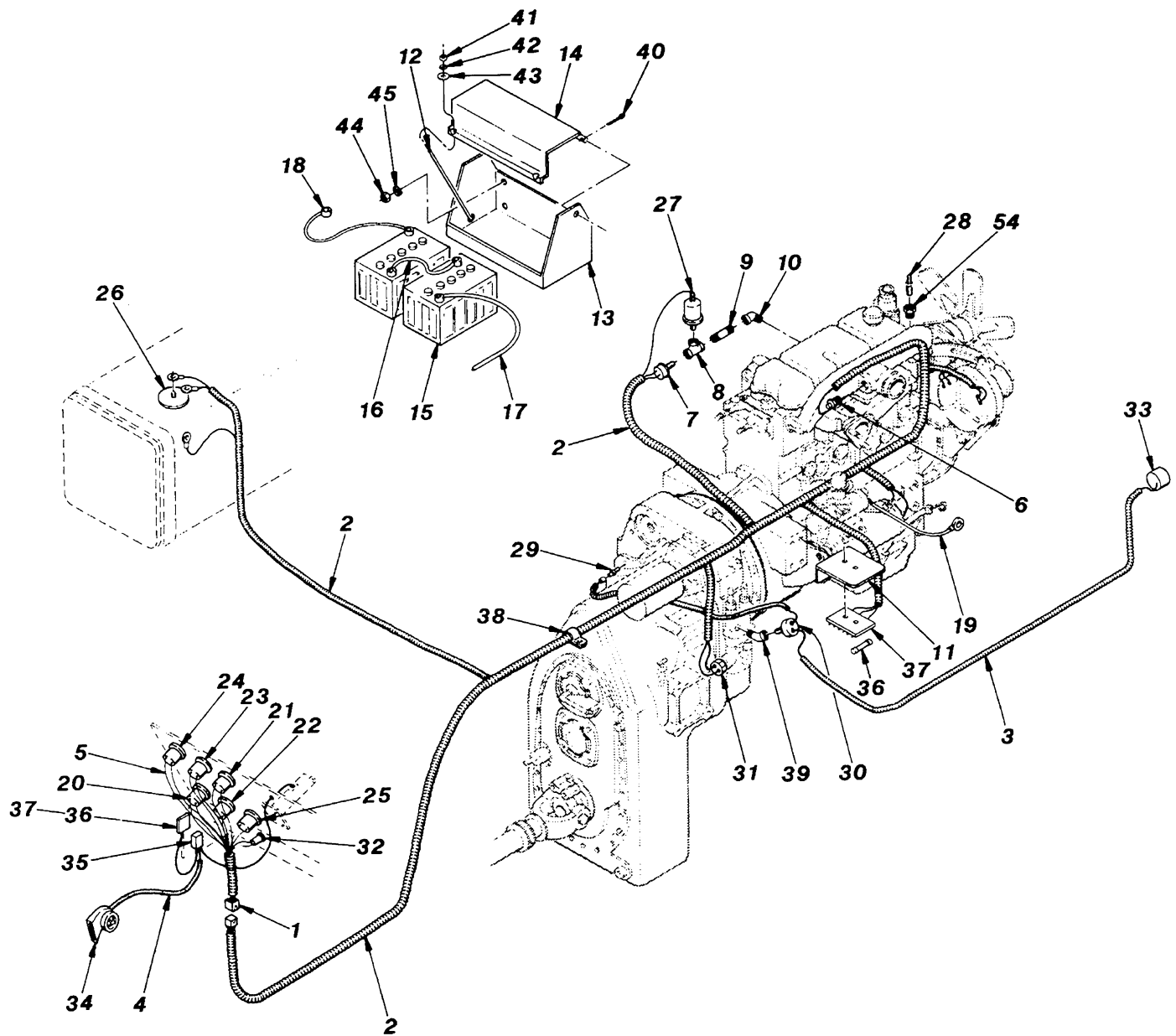
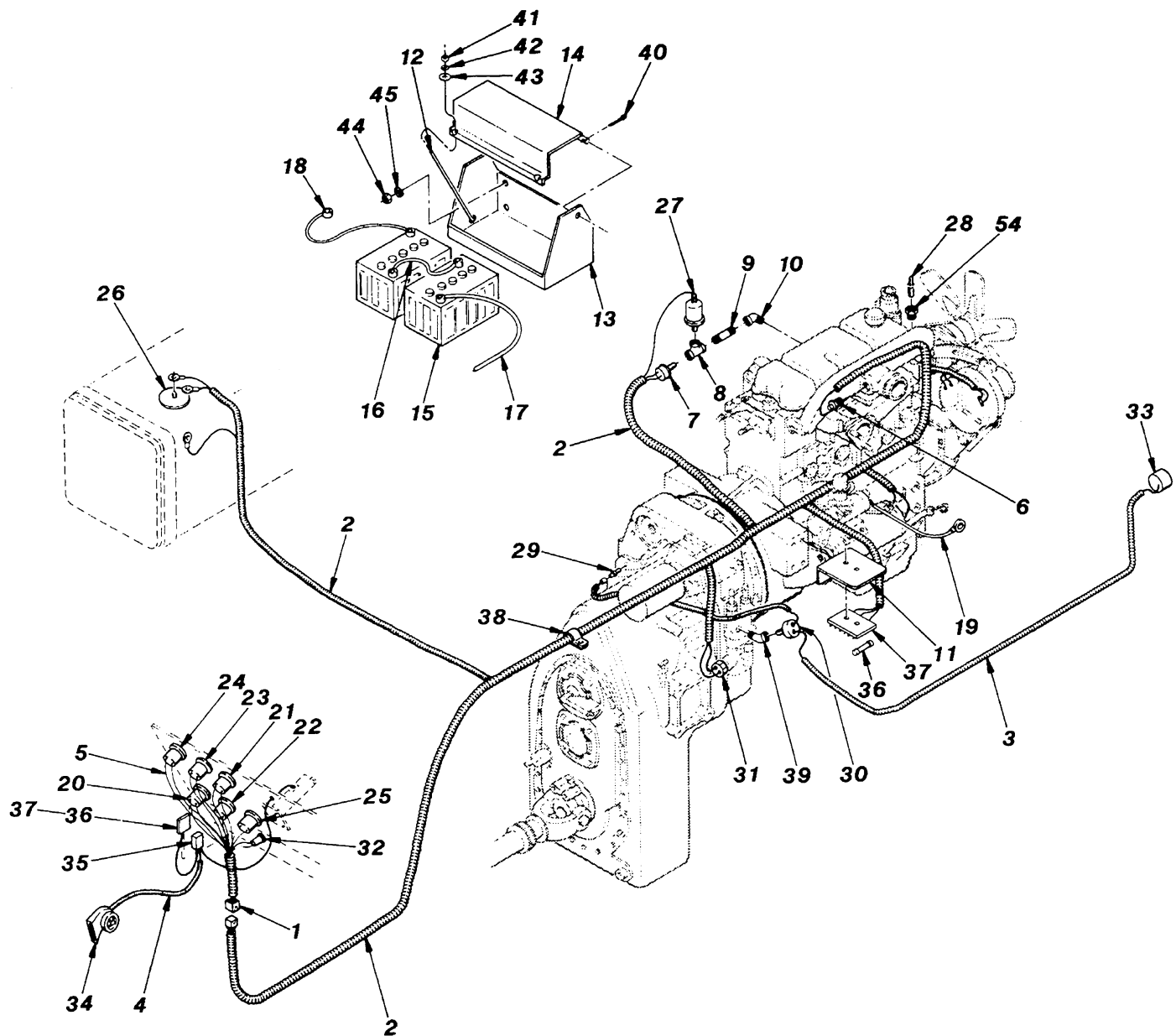


Figure 18363



## 18363 (1 of 2)

ITEM	PART NO.	DESCRIPTION	QTY	SERIAL NO.	REMARKS
1	P19782	Wire Harness	1	.....	Upper ❶
1A	P26072	Wires	1	.....	Gauges - Power
2	P21778	Wire Harness	1	.....	Lower ❶
3	P19102	Wire Harness	1	.....	Back - Up Alarm
4	P19101	Wires	1	.....	Horn
5	P19284	Wires	1	.....	Gauges - Ground
6	P22210	Glow Plug, Heater	1	.....	
7	P20073	Switch, Pressure	1	.....	
8	P10200	Tee, Pipe	1	.....	
9	P10757	Nipple, Pipe	1	.....	
10	P10201	90° Elbow, Street	1	.....	
11	16273A	Mounting Bracket, Fuse Block	1	.....	
NI	P00400	Bolt, Hx.	2	.....	1/2"-13 x 3/4", Fuse Block Bracket Mounting
NI	P01312	Lockwasher	2	.....	1/2", Fuse Block Bracket Mounting
12	16357A	Rod, Hold Down	2	.....	
13	16344C	Battery Box	1	.....	
14	16355B	Battery Box Cover	1	.....	
15	—	Battery, 6 Volt	2	.....	Gould P/N 2T-590 or Equiv.
16	P18122	Battery Cable	1	.....	Negative to Positive
17	P19833	Battery Cable	1	.....	Positive
18	P19834	Battery Cable	1	.....	Negative
19	P19835	Battery Cable	1	.....	Ground
20	P23214	Gauge, Fuel	1	.....	Replaces P18728 ❷
21	P23216	Gauge, Oil Pressure	1	.....	Replaces P18730 ❸
22	P23218	Gauge, Ammeter	1	.....	Replaces P18732 (N.L.A.)
23	P23219	Gauge, Hourmeter	1	.....	Replaces P18733 (N.L.A.)
24	P23220	Gauge, Trans. Oil Temp.	1	.....	Replaces P18734 (N.L.A.)
25	P23221	Gauge, Water Temp.	1	.....	Replaces P18735 ❹
26	P23215	Sender, Fuel	1	.....	Replaces P18729 ❺
27	P23217	Sender, Oil Pressure	1	.....	Replaces P18731 ❻
28	P23222	Sender, Water Temp.	1	.....	Replaces P18813 ❼
29	P19472	Sender, Trans. Oil Temp.	1	.....	
30	P19105	Switch, Backup	1	.....	
31	P20812	Switch, Neutral Start	1	.....	
32	P20996	Switch, Ignition	1	.....	
33	P13774	Backup Alarm	1	.....	
34	P13707	Horn	1	.....	
35	P13709	Horn Relay	1	.....	
NI	P02057	Screw, Slotted Rd. Hd.	4	.....	#10-24 x 3/4", Horn Relay Mounting
NI	P01306	Lockwasher	4	.....	#10, Horn Relay Mounting
NI	P01504	Nut, Hx.	4	.....	#10-24, Horn Relay Mounting
36	P19203	Fuse, AGC - 30 AMP	4	.....	
37	P24349	Fuse Block	2	.....	Replaces P19096 (N.L.A.)
NI	P02016	Screw, Slotted Rd. Hd.	4	.....	#6-32 x 1/2", Fuse Block Mounting
NI	P01353	Starwasher	4	.....	#6, Fuse Block Mounting
NI	P01502	Nut, Hx.	4	.....	#6-32, Fuse Block Mounting
38	P17553	Clamp, Harness	3	.....	
39	P10215	45° Elbow, Street	1	.....	



**Figure 18363**

## 18363 (2 of 2)

ITEM	PART NO.	DESCRIPTION	QTY.	SERIAL NO.	REMARKS
40	P03823	Cotter Pin	4	.....	3/32" x 3/4"
41	P01507	Nut, Hx.	2	.....	5/16"-18
42	P01309	Lockwasher	2	.....	5/16"
43	P01403	Flatwasher	2	.....	5/16"
44	P01508	Nut, Hx.	4	.....	3/8"-16
45	P01310	Lockwasher	4	.....	3/8"
54	P10158	Reducer Bushing	1	.....	

## NOTES:

- ❶ When ordering, specify S/N and identify whether harness has 9, 12, or 15-Pin Connector.
- ❷ N.L.A., Service with P23214 Gauge and P23215 Sender.
- ❸ N.L.A., Service with P23216 Gauge and P23217 Sender.
- ❹ N.L.A., Service with P23221 Gauge and P23222 Sender.
- ❺ N.L.A., Service with P23215 Sender and P23214 Gauge.
- ❻ N.L.A., Service with P23217 Sender and P23216 Gauge.
- ❼ N.L.A., Service with P23222 Sender and P23221 Gauge.

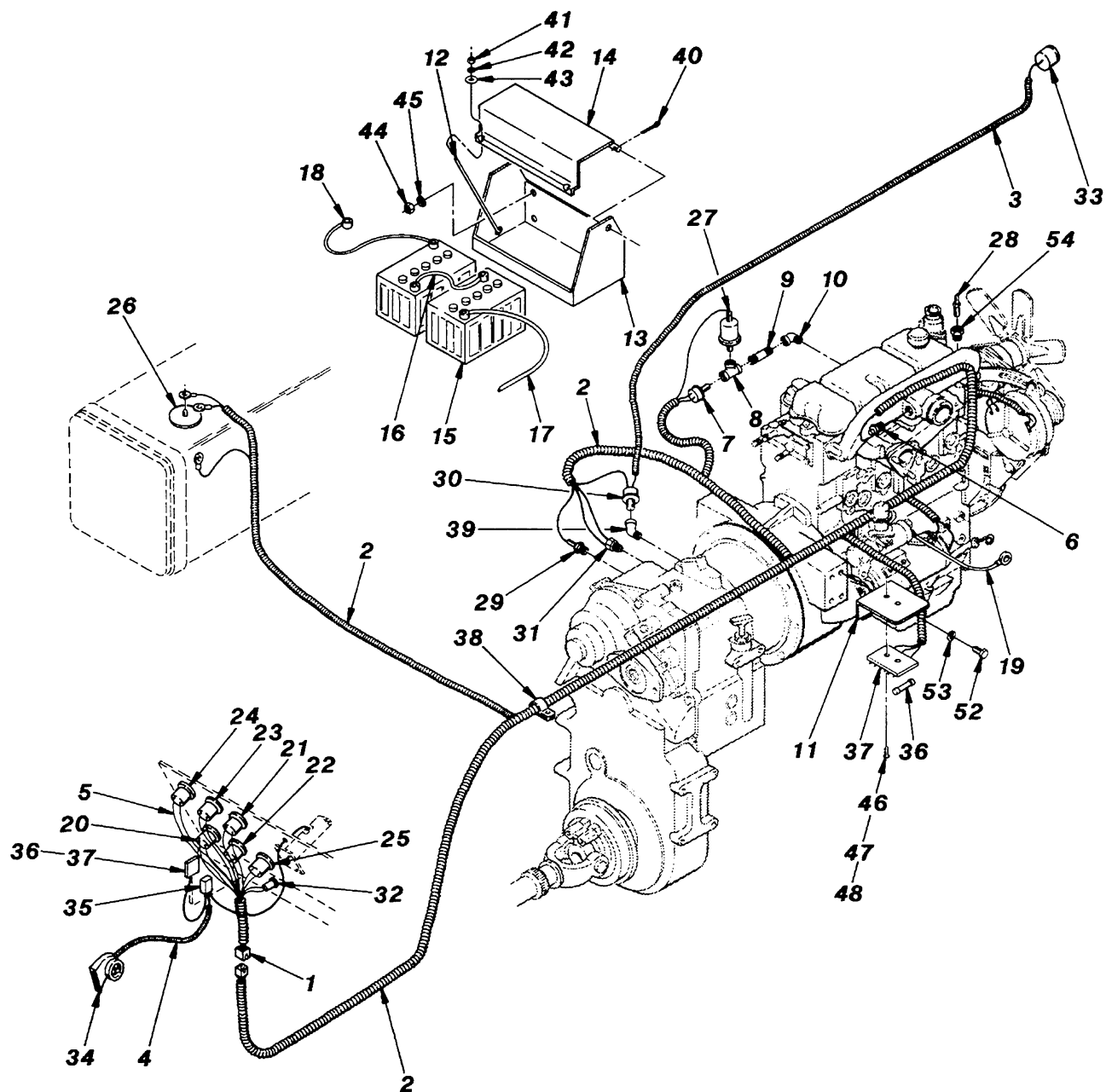


Figure 18363-1

## 18363-1 (1 of 2)

ITEM	PART NO.	DESCRIPTION	QTY	SERIAL NO.	REMARKS
1	P19782	Wire Harness	1	.....	Upper ❶
1A	P26072	Wires	1	.....	Gauges - Power
2	P21778	Wire Harness	1	.....	Lower ❶
3	P19102	Wire Harness	1	.....	Back - Up Alarm
4	P19101	Wires	1	.....	Horn
5	P19284	Wires	1	.....	Gauges - Ground
6	P22210	Glow Plug, Heater	1	.....	
7	P20073	Switch, Pressure	1	.....	
8	P10200	Tee, Pipe	1	.....	
9	P10757	Nipple, Pipe	1	.....	
10	P10201	90° Elbow, Street	1	.....	
11	16273A	Mounting Bracket, Fuse Block	1	.....	
12	16357A	Rod, Hold Down	2	.....	
13	16344C	Battery Box	1	.....	
14	16355B	Battery Box Cover	1	.....	
15	—	Battery, 6 Volt	2	.....	Gould P/N 2T-590 or Equiv.
16	P18122	Battery Cable	1	.....	Negative to Positive
17	P19833	Battery Cable	1	.....	Positive
18	P19834	Battery Cable	1	.....	Negative
19	P19835	Battery Cable	1	.....	Ground
20	P23214	Gauge, Fuel	1	.....	Replaces P18728 ❷
21	P23216	Gauge, Oil Pressure	1	.....	Replaces P18730 ❸
22	P23218	Gauge, Ammeter	1	.....	Replaces P18732 (N.L.A.)
23	P23219	Gauge, Hourmeter	1	.....	Replaces P18733 (N.L.A.)
24	P23220	Gauge, Trans. Oil Temp.	1	.....	Replaces P18734 (N.L.A.)
25	P23221	Gauge, Water Temp.	1	.....	Replaces P18735 ❹
26	P23215	Sender, Fuel	1	.....	Replaces P18729 ❺
27	P23217	Sender, Oil Pressure	1	.....	Replaces P18731 ❻
28	P23222	Sender, Water Temp.	1	.....	Replaces P18813 ❼
29	P19472	Sender, Trans. Oil Temp.	1	.....	
30	P19105	Switch, Backup	1	.....	
31	P18673	Switch, Neutral Start	1	.....	
32	P20996	Switch, Ignition	1	.....	
33	P13774	Backup Alarm	1	.....	
34	P13707	Horn	1	.....	
35	P13709	Horn Relay	1	.....	
NI	P02057	Screw, Slotted Rd. Hd.	2	.....	#10-24 x 3/4", Horn Relay Mounting
NI	P01306	Lockwasher	2	.....	#10, Horn Relay Mounting
NI	P01504	Nut, Hx.	2	.....	#10-24, Horn Relay Mounting
36	P19203	Fuse, AGC - 30 AMP	4	.....	
37	P24349	Fuse Block	2	.....	Replaces P19096 (N.L.A.)
38	P17553	Clamp, Harness	3	.....	
39	P10215	45° Elbow, Street	1	.....	
40	P03823	Cotter Pin	4	.....	3/32" x 3/4"
41	P01507	Nut, Hx.	2	.....	5/16"-18
42	P01309	Lockwasher	2	.....	5/16"
43	P01403	Flatwasher	2	.....	5/16"
44	P01508	Nut, Hx.	4	.....	3/8"-16
45	P01310	Lockwasher	4	.....	3/8"

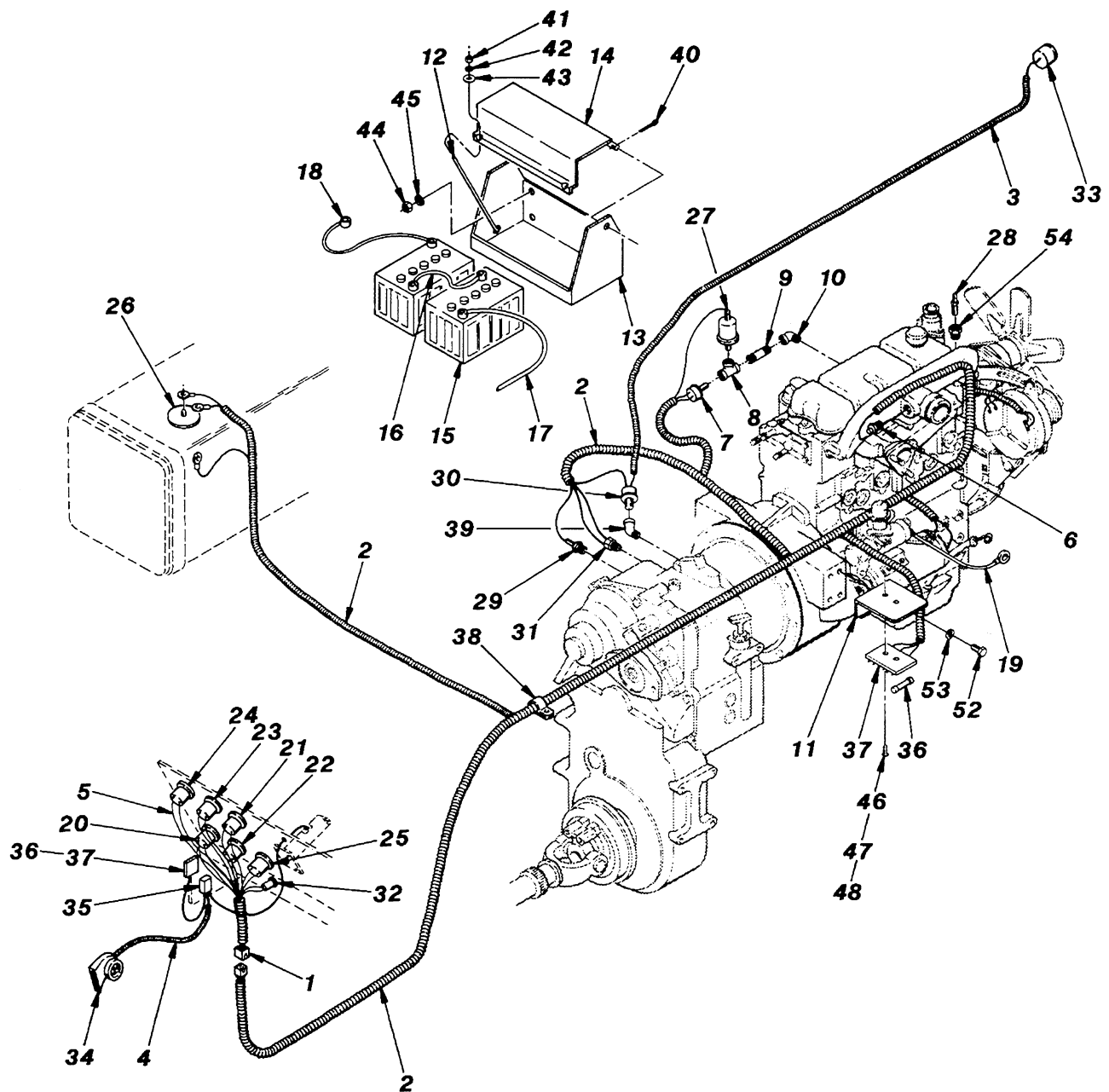


Figure 18363-1

## 18363-1 (2 of 2)

ITEM	PART NO.	DESCRIPTION	QTY.	SERIAL NO.	REMARKS
46	P02016	Screw, Slotted Rd. Hd.	4	.....	#6-32 x 1/2", Fuse Block Mounting
47	P01353	Starwasher	4	.....	#6, Fuse Block Mounting
48	P01502	Nut, Hx.	4	.....	#6-32, Fuse Block Mounting
52	P00400	Bolt, Hx.	2	.....	1/2"-13 x 3/4", Fuse Block Bracket Mounting
53	P01312	Lockwasher	2	.....	1/2", Fuse Block Bracket Mounting
54	P10158	Reducer Bushing	1	.....	

## NOTES:

- ① When ordering, specify S/N and identify whether harness has 9, 12, or 15-Pin Connector.
- ② N.L.A., Service with P23214 Gauge and P23215 Sender.
- ③ N.L.A., Service with P23216 Gauge and P23217 Sender.
- ④ N.L.A., Service with P23221 Gauge and P23222 Sender.
- ⑤ N.L.A., Service with P23215 Sender and P23214 Gauge.
- ⑥ N.L.A., Service with P23217 Sender and P23216 Gauge.
- ⑦ N.L.A., Service with P23222 Sender and P23221 Gauge.

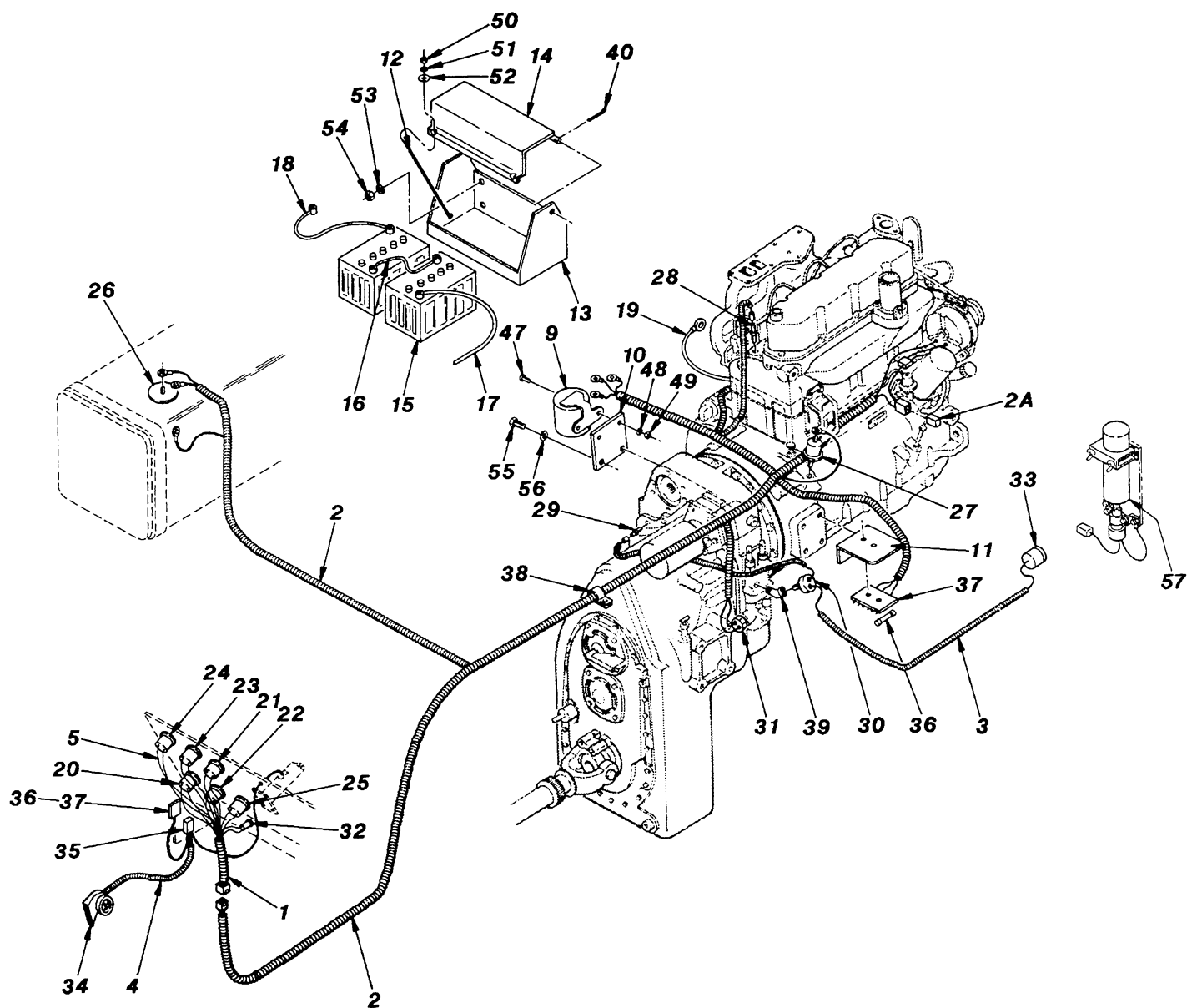


Figure 18363-2



## 18363-2 (1 of 2)

ITEM	PART NO.	DESCRIPTION	QTY.	SERIAL NO.	REMARKS
1	P19099	Wire Harness	1	.....	Upper ❶
1A	P26072	Wires	1	.....	Gauges - Power
2	P21770	Wire Harness	1	.....	Lower ❶ ❷
2A	P21787	Diode Module	1	.....	
3	P19102	Wire Harness	1	.....	Back-Up Alarm
4	P19101	Wires	1	.....	Horn (3 Wires)
5	P19284	Wires	1	.....	Gauges - Ground
9	P21777	Starter Relay	1	.....	
10	18320A	Mounting Bracket, Starter Relay	1	.....	
11	16273A	Mounting Bracket, Fuse Block	1	.....	
12	16357A	Rod, Hold Down	2	.....	
13	16344C	Battery Box	1	.....	
14	16355B	Battery Box Cover	1	.....	
15	—	Battery, 6 Volt	2	.....	900 CCA, Group 4
16	P18122	Battery Cable	1	.....	Negative to Positive
17	P19833	Battery Cable	1	.....	Positive
18	P19834	Battery Cable	1	.....	Negative
19	P19835	Battery Cable	1	.....	Ground
20	P23214	Gauge, Fuel	1	.....	❸
21	P23216	Gauge, Oil Pressure	1	.....	❹
22	P23218	Gauge, Ammeter	1	.....	❺
23	P23219	Gauge, Hourmeter	1	.....	❻
24	P23220	Gauge, Trans. Oil Temp.	1	.....	❼
25	P23221	Gauge, Water Temp.	1	.....	❽
26	P23215	Sender, Fuel	1	.....	❾
27	P23217	Sender, Oil Pressure	1	.....	❿
28	P23222	Sender, Water Temp.	1	.....	⓫
29	P19472	Sender, Trans. Oil Temp.	1	.....	
30	P19105	Switch, Backup	1	.....	
31	P20812	Switch, Neutral Start	1	.....	
32	P11092	Switch, Ignition	1	.....	
33	P13774	Backup Alarm	1	.....	
34	P13707	Horn	1	.....	
35	P13709	Horn Relay	2	.....	
NI	P02057	Screw, Slotted Rd. Hd.	2	.....	#10-24 x 3/4", Horn Relay Mounting
NI	P01306	Lockwasher	2	.....	#10, Horn Relay Mounting
NI	P01504	Nut, Hx.	2	.....	#10-24, Horn Relay Mounting
36	P19203	Fuse, AGC - 30 AMP	4	.....	
37	P24349	Fuse Block	2	.....	Replaces P19096 (N.L.A.)
NI	P02016	Screw, Slotted Rd. Hd.	4	.....	#6-32 x 1/2", Fuse Block Mounting
NI	P01353	Starwasher	4	.....	#6, Fuse Block Mounting
NI	P01502	Nut, Hx.	4	.....	#6-32, Fuse Block Mounting
38	P17553	Clamp, Harness	3	.....	
39	P10215	45° Elbow, Street	1	.....	
40	P03823	Cotter Pin	4	.....	3/32" x 3/4"
47	P00001	Bolt, Hx.	2	.....	1/4"-20 x 1/2"
48	P01308	Lockwasher	2	.....	1/4"
49	P01506	Nut, Hx.	2	.....	1/4"-20

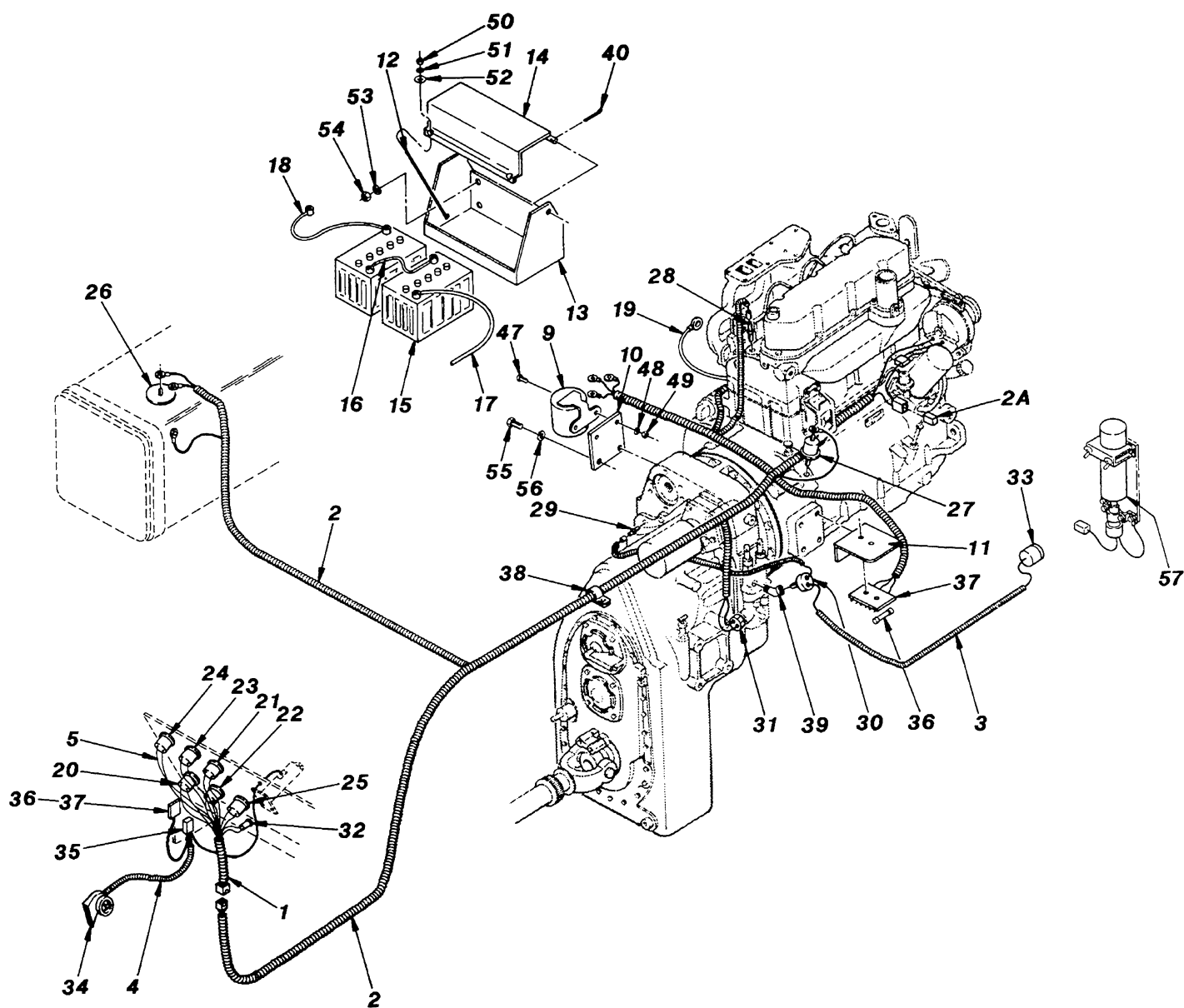


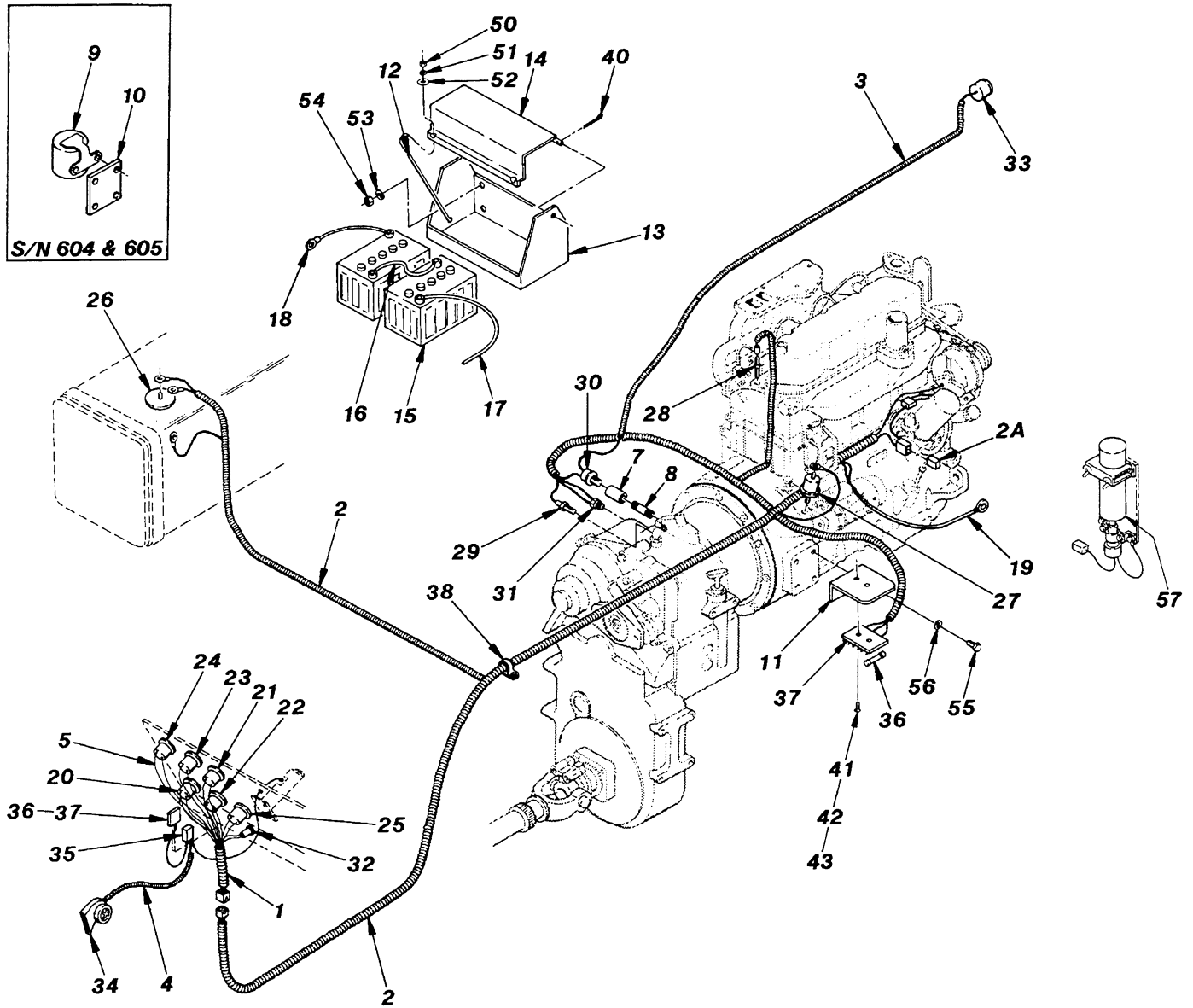
Figure 18363-2

## 18363-2 (2 of 2)

ITEM	PART NO.	DESCRIPTION	QTY.	SERIAL NO.	REMARKS
50	P01507	Nut, Hx.	2	.....	5/16"-18
51	P01309	Lockwasher	2	.....	5/16"
52	P01403	Flatwasher	2	.....	5/16"
53	P01310	Lockwasher	4	.....	3/8"
54	P01508	Nut, Hx.	4	.....	3/8"-16
55	P00400	Bolt, Hx.	4	.....	1/2"-13 x 3/4"
56	P01312	Lockwasher	4	.....	1/2"
57	P21422	Quick Start	1	644 -	Cylinder Not Included
NI	N.L.A.	Cylinder, Refill	-	644 -	Obtain Locally
NI	P26323	Switch, Quick Start	-	644 -	

## NOTES:

- ❶ When ordering, specify S/N and identify whether harness has 9, 12, or 15-Pin Connector.
- ❷ Machines with fuse located on Starter Relay side use 18411D.
- ❸ S/N 101 - 651 Original Part N.L.A. Service with P23214 Gauge and P23215 Sender.
- ❹ S/N 101 - 651 Original Part N.L.A. Service with P23216 Gauge and P23217 Sender.
- ❺ S/N 101 - 651 Original Part N.L.A. Part Number shown replaces original part.
- ❻ S/N 101 - 651 Original Part N.L.A. Service with P23221 Gauge and P23222 Sender.
- ❼ S/N 101 - 651 Original Part N.L.A. Service with P23215 Sender and P23214 Gauge.
- ❽ S/N 101 - 651 Original Part N.L.A. Service with P23217 Sender and P23216 Gauge.
- ❾ S/N 101 - 651 Original Part N.L.A. Service with P23222 Sender and P23221 Gauge.



**Figure 18363-3**

## 18363-3 (1 of 2)

ITEM	PART NO.	DESCRIPTION	QTY.	SERIAL NO.	REMARKS
1	P19099	Wire Harness	1	101 - 1694	Upper ①
1A	P26072	Wires	1	101 - 1694	Gauges - Power
2	P21657	Wire Harness	1	101 - 603, 606 - 1694	Lower ①
	P21780	Wire Harness	1	604 & 605	Lower ①
2A	P21787	Diode Module	1	101 - 1694	
3	P19102	Wire Harness	1	101 - 1694	Back-Up Alarm
4	P19101	Wires	1	101 - 859	Horn (3 Wires)
5	P19284	Wires	1	101 - 1694	Gauges - Ground
NI	P27504	Wire	1	604 & 605	Backup Alarm - Ground
7	P10664	Coupler, Pipe	1	604 & 605	
8	P10889	Nipple, Pipe	1	604 & 605	
9	P21777	Starter Relay	1	604 & 605	
NI	P00001	Bolt, Hx.	2	604 & 605	1/4"-20 x 1/2", Starter Relay Mounting
NI	P01308	Lockwasher	2	604 & 605	1/4", Starter Relay Mounting
NI	P01506	Nut, Hx.	2	604 & 605	1/4"-20, Starter Relay Mounting
10	18320A	Mounting Bracket, Starter Relay	1	604 & 605	
11	16273A	Mounting Bracket, Fuse Block	1	101 - 859	
12	16357A	Rod, Hold Down	2	101 - 1694	
13	21977C	Battery Box	1	1241 - 1694	
	16344C	Battery Box	1	101 - 1240	
14	21976B	Battery Box Cover	1	1241 - 1694	
	16355B	Battery Box Cover	1	101 - 1240	
15	—	Battery, 6 Volt	2	101 - 1694	900 CCA, Group 4
16	P18122	Battery Cable	1	" - "	Negative to Positive
17	P19833	Battery Cable	1	" - "	Positive
18	P19834	Battery Cable	1	" - "	Negative
19	P19835	Battery Cable	1	" - "	Ground
20	P23214	Gauge, Fuel	1	" - "	
21	P23216	Gauge, Oil Pressure	1	" - "	
22	P23218	Gauge, Ammeter	1	" - "	
23	P23219	Gauge, Hourmeter	1	" - "	
24	P23220	Gauge, Trans. Oil Temp.	1	" - "	
25	P23221	Gauge, Water Temp.	1	" - "	
26	P23215	Sender, Fuel	1	" - "	
27	P23217	Sender, Oil Pressure	1	" - "	
28	P23222	Sender, Water Temp.	1	" - "	
29	P19472	Sender, Trans. Oil Temp.	1	" - "	
30	P19105	Switch, Backup	1	" - "	
31	P18673	Switch, Neutral Start	1	" - "	
32	P11092	Switch, Ignition	1	" - "	
33	P13774	Backup Alarm	1	" - "	
34	P13707	Horn	1	" - "	
35	P13709	Horn Relay	1	" - "	
NI	P02057	Screw, Slotted Rd. Hd.	2	" - "	#10-24 x 3/4", Horn Relay Mounting
NI	P01306	Lockwasher	2	" - "	#10, Horn Relay Mounting
NI	P01504	Nut, Hx.	2	" - "	#10-24, Horn Relay Mounting

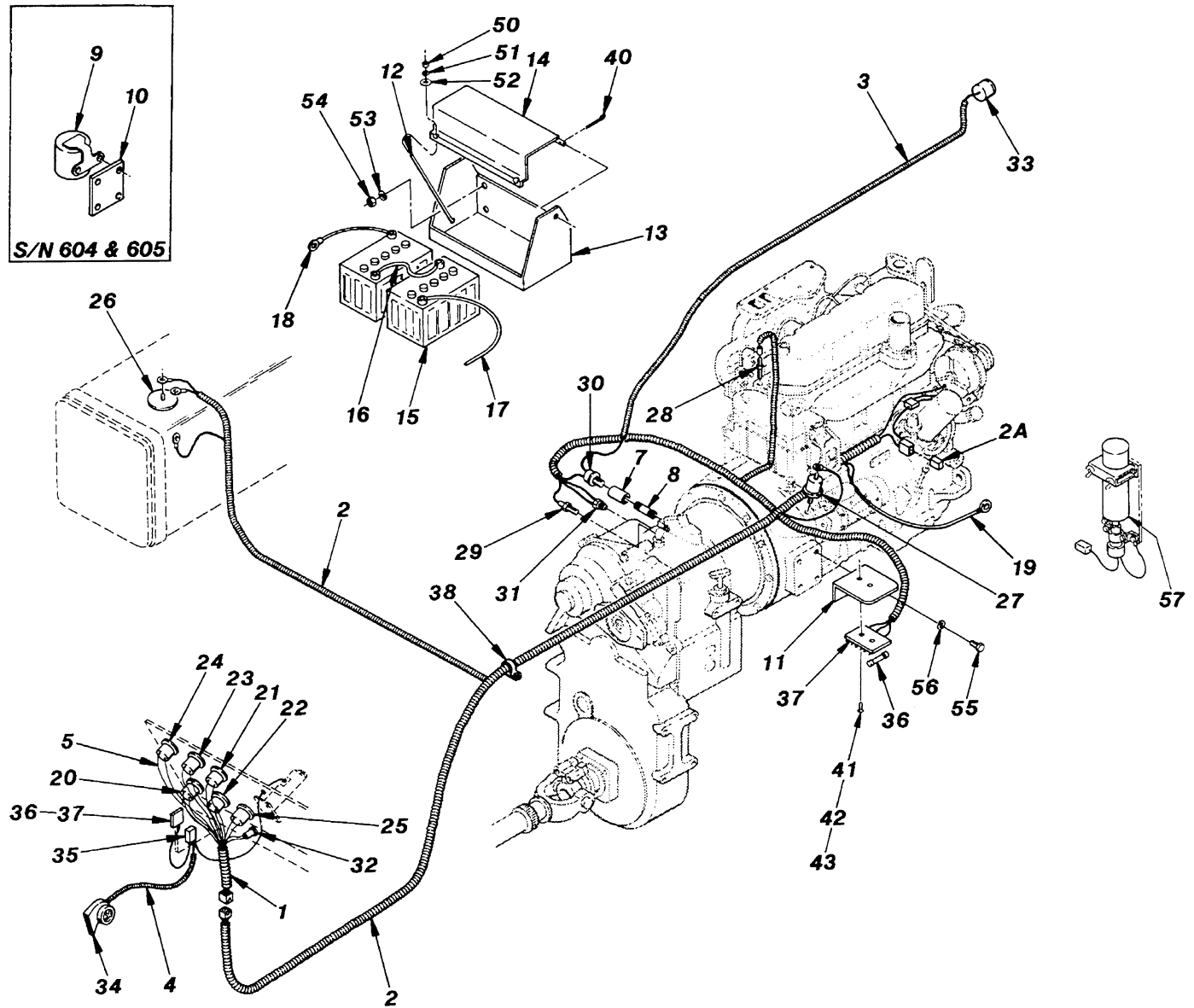


Figure 18363-3

## 18363-3 (2 of 2)

ITEM	PART NO.	DESCRIPTION	QTY	SERIAL NO.	REMARKS
36	P19203	Fuse, AGC - 30 AMP	2	" - "	
37	P24349	Fuse Block	1	" - "	
38	P17553	Clamp, Harness	1	" - "	
39	P17554	Clamp, Harness & Battery Cable	3	" - "	
40	P03823	Cotter Pin	4	" - "	3/32" x 3/4"
41	P02016	Screw, Slotted Rd. Hd.	4	" - "	#6-32 x 1/2"
42	P01353	Starwasher	4	" - "	#6
43	P01502	Nut, Hx.	4	" - "	#6-32
50	P01507	Nut, Hx.	2	" - "	5/16"-18
51	P01309	Lockwasher	2	" - "	5/16"
52	P01403	Flatwasher	2	" - "	5/16"
53	P01310	Lockwasher	4	" - "	3/8"
54	P01508	Nut, Hx.	4	" - "	3/8"-16
55	P00400	Bolt, Hx.	1	" - "	1/2"-13 x 3/4"
56	P01312	Lockwasher	1	" - "	1/2"
57	P21422	Quick Start	1	644 - 1694	Cylinder Not Included
NI	N.L.A.	Cylinder, Refill	-	644 - 1694	Obtain Locally
NI	P26323	Switch, Quick Start	1	644 - 1694	

## NOTES:

❶ When ordering, specify S/N and identify whether harness has 9, 12, or 15-Pin Connector.

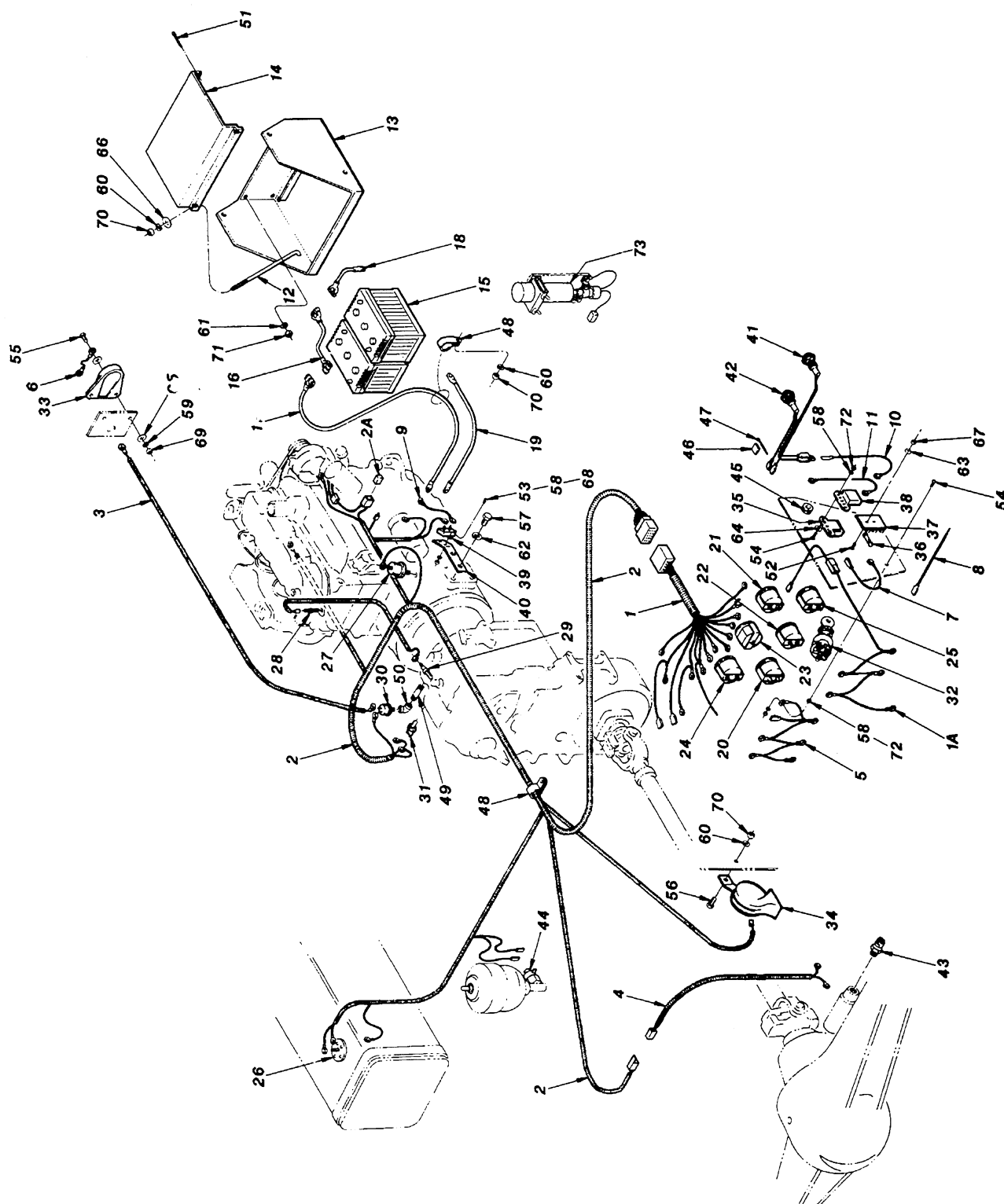


Figure 18363-4



## 18363-4 (1 of 2)

ITEM	PART NO.	DESCRIPTION	QTY	SERIAL NO.	REMARKS
1	P19099	Wire Harness	1	1695 – 2076, 2078 – 2179	Upper
1A	P26072	Wires	1	" – "	Gauges - Power
2	P21657	Wire Harness	1	" – "	Lower
2A	P21787	Diode Module	1	" – "	
3	P19102	Wire Harness	1	" – "	Backup Alarm
4	P26483	Wire Harness	1	" – "	Diff. Lock Switch
5	P19284	Wires	1	" – "	Gauges - Ground
6	P27504	Wire	1	" – "	Backup Alarm to Ground (Black - 16)
7	P27506	Wire	1	" – "	Fuse Block to Relay (Red - 14)
8	P27508	Wire	1	" – "	Horn Button to Relay (Black - 16)
9	P27512	Wire	1	1861 – 2076, 2078 – 2179	Circuit Breaker to Solenoid (Violet - 12)
10	P27513	Wire	1	1861 – 2076, 2078 – 2179	Indicator Light to Ground (Black - 14)
	P27511	Wire	1	101 – 1860	Indicator Light to Ground (Black - 14)
11	P27514	Wire	1	1695 – 2076, 2078 – 2179	Brake Buzzer to Ground (Black - 14)
12	16357A	Rod, Hold Down	2	1861 – 2076, 2078 – 2179	
13	21977C	Battery Box	1	1695 – 2076, 2078 – 2179	
14	21976B	Battery Box Cover	1	" – "	
15	—	Battery, 6 Volt	2	" – "	900 CCA, Group 4
16	P18122	Battery Cable	1	" – "	Negative To Positive
17	P19833	Battery Cable	1	" – "	Positive
18	P19834	Battery Cable	1	" – "	Negative
19	P19835	Battery Cable	1	" – "	Ground
20	P23214	Gauge, Fuel	1	" – "	
21	P23216	Gauge, Oil Pressure	1	" – "	
22	P23218	Gauge, Ammeter	1	" – "	
23	P23219	Gauge, Hourmeter	1	" – "	
24	P23220	Gauge, Trans. Oil Temp.	1	" – "	
25	P23221	Gauge, Water Temp.	1	" – "	
26	P23215	Sender, Fuel	1	" – "	
27	P23217	Sender, Oil Pressure	1	" – "	
28	P23222	Sender, Water Temp.	1	" – "	
29	P19472	Sender, Trans. Oil Temp.	1	" – "	
30	P19105	Switch, Backup	1	" – "	
31	P18673	Switch, Neutral Start	1	" – "	
32	P11092	Switch, Ignition	1	" – "	
33	P13774	Backup Alarm	1	" – "	
34	P13707	Horn	1	" – "	
35	P13709	Horn Relay	1	" – "	
36	P19203	Fuse, AGC - 30 AMP	2	" – "	
37	P24349	Fuse Block	1	" – "	
38	P27307	Buzzer, Brake Pressure Warning	1	1861 – 2076, 2078 – 2179	

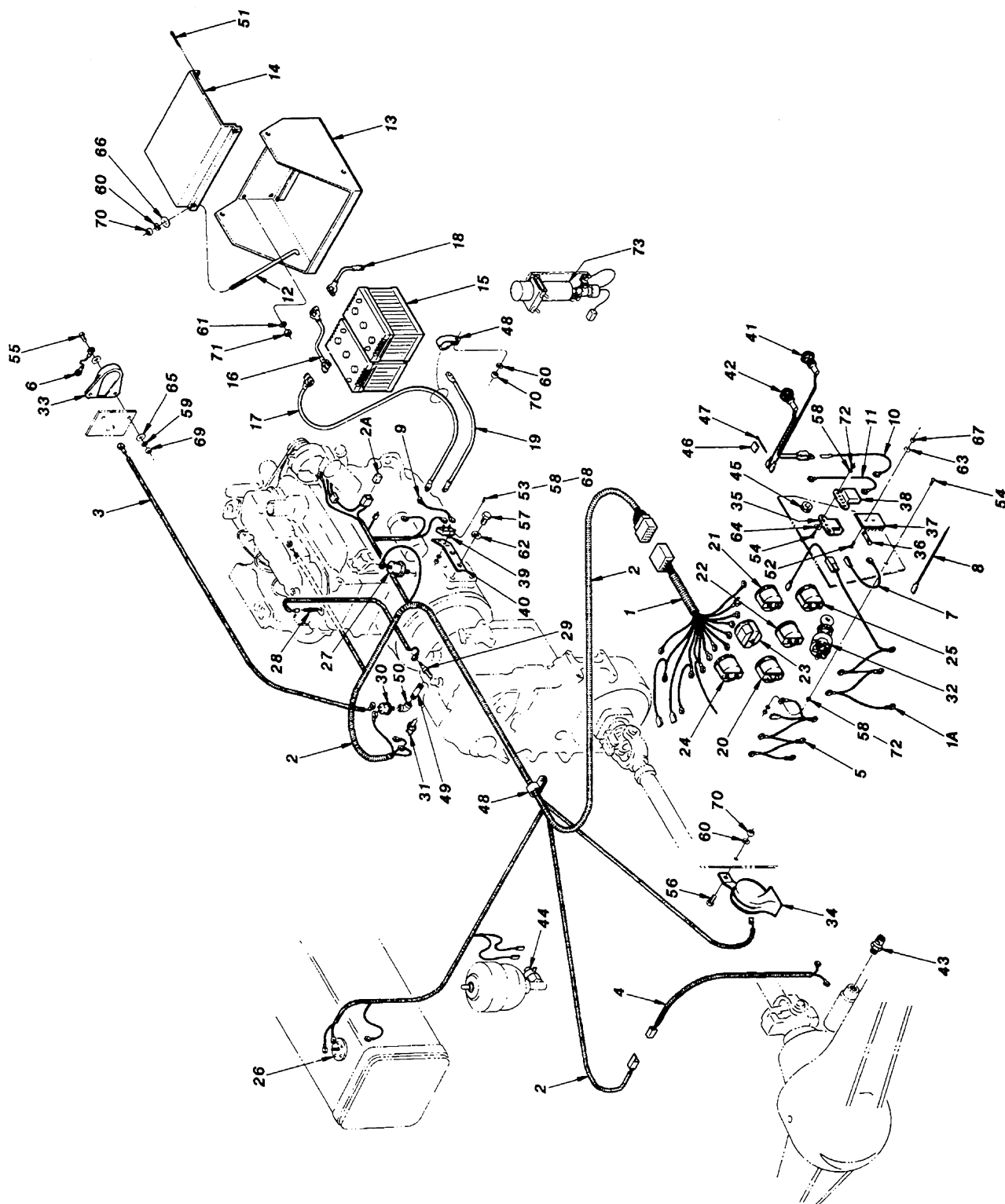


Figure 18363-4

## 18363-4 (2 of 2)

ITEM	PART NO.	DESCRIPTION	QTY	SERIAL NO.	REMARKS
39	P27315	Circuit Breaker	1	1861 – 2076, 2078 – 2179	
40	24879A	Mounting Bracket, Circuit Breaker	1	1861 – 2076, 2078 – 2179	
41	24853A	Indicator Light, Amber	1	1695 – 2076, 2078 – 2179	Diff. Lock
42	24854A	Indicator Light, Red	1	1861 – 2076, 2078 – 2179	Brake Pressure
43	P26180	Switch, Differential Lock	1	1695 – 2076, 2078 – 2179	
44	P27308	Switch, Brake Pressure	1	1695 – 2076, 2078 – 2179	
45	P24347	Grommet, Rubber	1	1695 – 2076, 2078 – 2179	
46	P27600	Mount, Ty-Wrap	2	1861 – 2076, 2078 – 2179	
47	P17989	Ty-Wrap	A/R	1861 – 2076, 2078 – 2179	
48	P17554	Clamp, Harness & Battery Cable	4	1695 – 2076, 2078 – 2179	
49	P10889	Nipple, Pipe	1	" – "	
50	P10223	90° Elbow, Pipe	1	" – "	
51	P03823	Cotter Pin	4	" – "	3/32" x 3/4"
52	P02016	Screw, Slotted Rd. Hd.	2	" – "	#6-32 x 1/2"
53	P02054	Screw, Slotted Rd. Hd.	2	" – "	#10-24 x 1/2"
54	P02079	Screw, Slotted Rd. Hd.	3	" – "	#10-32 x 1/2"
55	P00003	Bolt, Hx.	2	" – "	1/4"-20 x 3/4"
56	P00100	Bolt, Hx.	1	" – "	5/16"-18 x 1/2"
57	P00401	Bolt, Hx.	2	" – "	1/2"-13 x 3/4"
58	P01306	Lockwasher	5	" – "	#10
59	P01308	Lockwasher	2	" – "	1/4"
60	P01309	Lockwasher	7	" – "	5/16"
61	P01310	Lockwasher	4	" – "	3/8"
62	P01312	Lockwasher	2	" – "	1/2"
63	P01353	Starwasher	2	" – "	#6
64	P01400	Flatwasher	2	" – "	#10
65	P01402	Flatwasher	4	" – "	1/4"
66	P01403	Flatwasher	2	" – "	5/16"
67	P01502	Nut, Hx.	2	" – "	#6-32
68	P01504	Nut, Hx.	2	" – "	#10-24
69	P01506	Nut, Hx.	2	" – "	1/4"-20
70	P01507	Nut, Hx.	8	" – "	5/16"-18
71	P01508	Nut, Hx.	4	" – "	3/8"-16
72	P01528	Nut, Hx.	4	" – "	#10-32
73	P21422	Quick Start	1	" – "	Cylinder Not Included
NI	N.L.A	Cylinder, Refill	–	" – "	Obtain Locally
NI	P26323	Switch, Quick Start	1	" – "	
NI	20844B	Engine Block Heater Kit, 1000 Watts	–	" – "	Optional

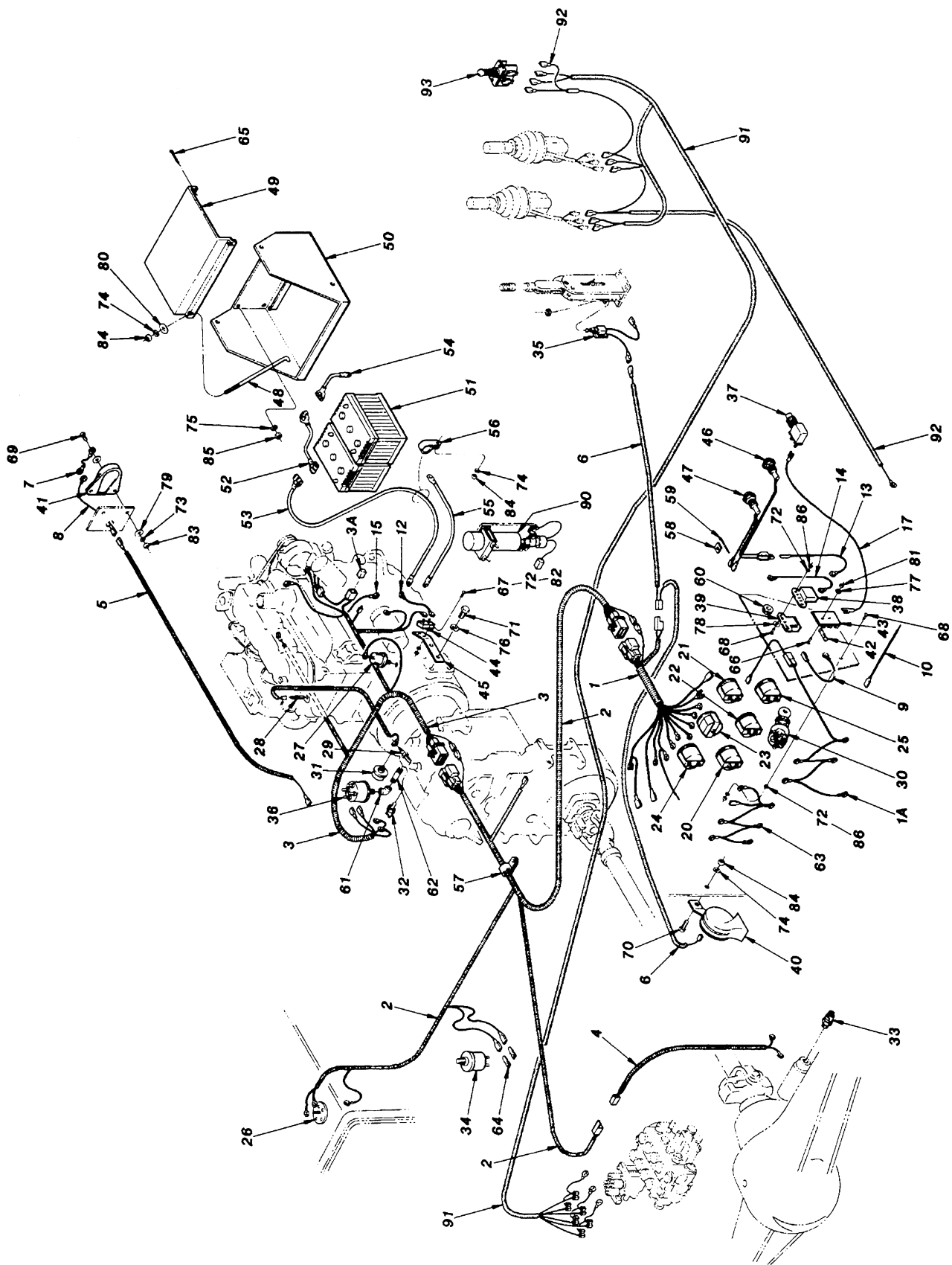


Figure 18363-5

## 18363-5 (1 of 3)

ITEM	PART NO.	DESCRIPTION	QTY	SERIAL NO.	REMARKS
1	P27784	Wire Harness	1	2077, 2180 –	Upper
1A	P26072	Wires	1	" – "	Gauges - Power
2	P27789	Wire Harness	1	" – "	Intermediate
3	P27790	Wire Harness	1	" – "	Lower
3A	P21787	Diode Module	1	" – "	
4	P26483	Wire Harness	1	" – "	Diff. Lock Switch
5	P19102	Wire Harness	1	" – "	Backup Alarm
6	P28697	Wire Harness	1	2420 –	Parking Brake/Horn
7	P27504	Wire	1	2077, 2180 –	Backup Alarm to Ground (Black - 16)
8	P27505	Wire	1	" – "	Jumper/Backup Alarm (Red - 14)
9	P27506	Wire	1	" – "	Fuse Block to Relay (Red - 14)
10	P27508	Wire	1	" – "	Horn Button to Relay (Black - 16)
NI	P27507	Wire	1	" – "	Cold Start to Fuse Block (Blue - 14)
12	P27512	Wire	1	" – "	Circuit Breaker to Solenoid (Violet - 12)
13	P27513	Wire	1	" – "	Indicator Light to Ground (Black - 14)
14	P27514	Wire	1	" – "	Brake Buzzer to Ground (Black - 14)
15	P27525	Wire	1	" – "	Alternator to Starter (Red - 6)
NI	P27541	Wire	1	" – "	Voltmeter to Fuse Block (Red - 14)
17	P28550	Wire	1	2420 –	Buzzer/Light to Fuse Block (Red - 14)
NI	P28555	Wire	2	2457, 2466 –	Pressure Switch to Switch (White - 14)
NI	P28556	Wire	1	2457, 2466 –	Switch to Ground (White - 14)
20	P23214	Gauge, Fuel	1	2077, 2180 –	
21	P23216	Gauge, Oil Pressure	1	" – "	
22	P27820	Gauge, Voltmeter	1	" – "	
23	P23219	Gauge, Hourmeter	1	" – "	
24	P23220	Gauge, Trans. Oil Temp.	1	" – "	
25	P23221	Gauge, Water Temp.	1	" – "	
26	P23215	Sender, Fuel	1	" – "	
27	P23217	Sender, Oil Pressure	1	" – "	
28	P23222	Sender, Water Temp.	1	" – "	
29	P19472	Sender, Trans. Oil Temp.	1	" – "	
30	P11092	Switch, Ignition	1	" – "	
31	P19105	Switch, Pressure - S.P.S.T.	1	" – "	
32	P18673	Switch, Neutral Start	1	" – "	
33	P26180	Switch, Differential Lock	1	" – "	
34	P40136	Switch, Brake Pressure	1	2784 –	
	P27308	Switch, Brake Pressure	1	2077, 2180 – 2783	Mounted on Accumulator
35	P28714	Switch, Parking Brake	1	2420 –	
36	P28721	Switch, Pressure - D.P.S.T.	1	2457, 2466 –	
37	P28456	Buzzer/Light, Parking Brake	1	2420 –	
38	P27307	Buzzer, Brake Pressure Warning	1	2077, 2180 –	
39	P13709	Horn Relay	1	" – "	

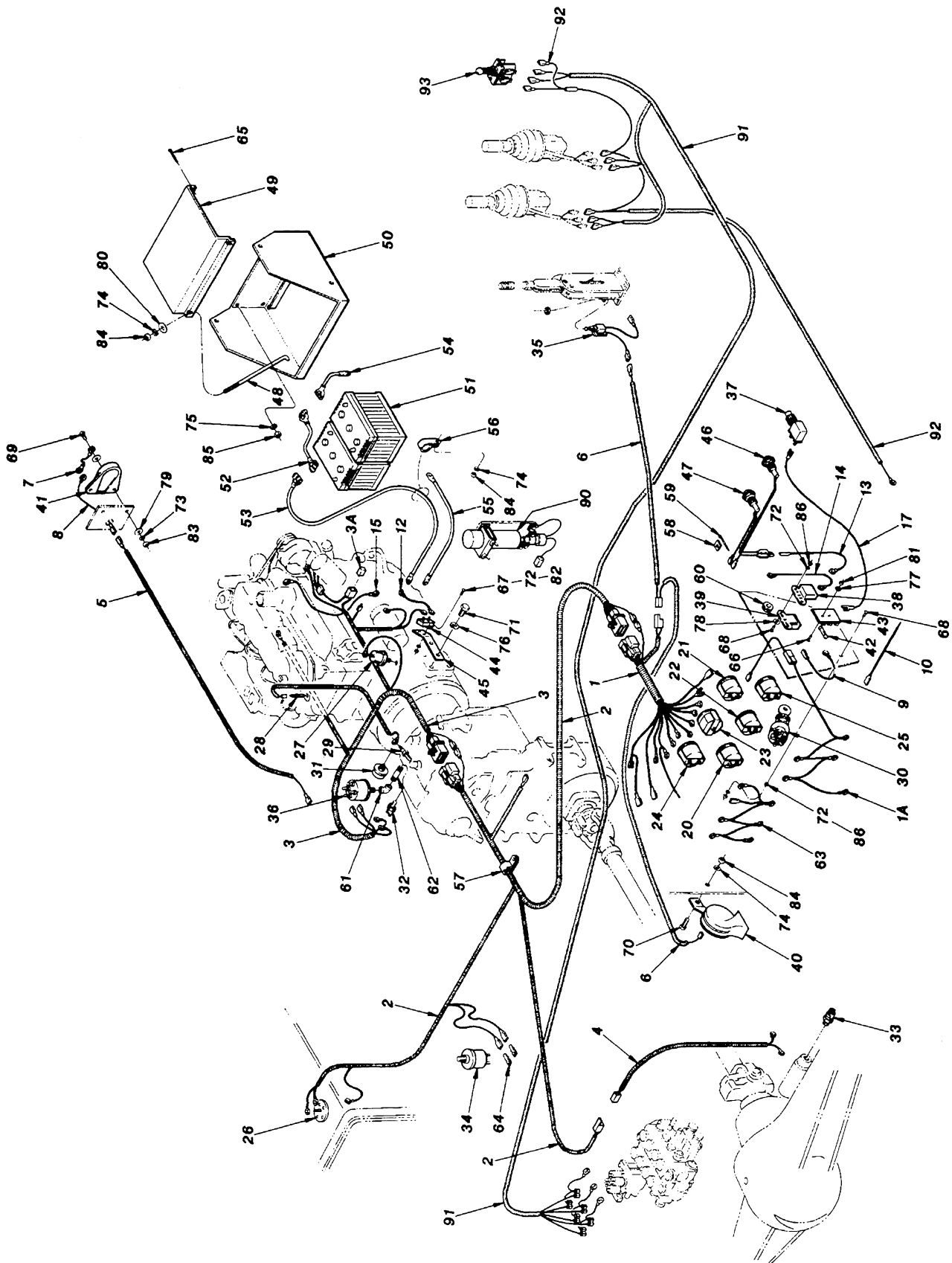


Figure 18363-5

## 18363-5 (2 of 3)

ITEM	PART NO.	DESCRIPTION	QTY.	SERIAL NO.	REMARKS
40	P13707	Horn	1	" - "	
41	P13774	Backup Alarm	1	" - "	
42	P19203	Fuse, AGC - 30 AMP	3	" - "	
43	P24349	Fuse Block	1	" - "	
44	P27315	Circuit Breaker	1	" - "	
45	24879A	Mounting Bracket, Circuit Breaker	1	" - "	
46	24853A	Indicator Light	1	" - "	Amber (Diff. Lock)
47	24854A	Indicator Light	1	" - "	Red (Brake Pressure)
48	16357A	Rod, Hold Down	2	" - "	
49	21976B	Cover, Battery Box	1	" - "	
50	21977C	Battery Box	1	" - "	
51	—	Battery, 6 Volt	2	" - "	900 CCA, Group 4
52	P18122	Battery Cable	1	" - "	Negative to Positive
53	P19833	Battery Cable	1	" - "	Positive
54	P19834	Battery Cable	1	" - "	Negative
55	P19835	Battery Cable	1	" - "	Ground
56	P17554	Clamp, Battery Cable & Harness	4	" - "	
57	P17553	Clamp, Harness	1	" - "	
58	P27600	Mount, Ty-Wrap	2	" - "	
59	P17989	Ty-Wrap	A/R	" - "	
60	P24347	Rubber Grommet	2	" - "	
61	P10223	90° Elbow, Pipe	1	" - "	
62	P10889	Nipple, Pipe	1	" - "	
63	P19284	Wires, Gauges - Ground	1	" - "	
64	P27803	Terminal Adaptor Tab, Male Push - On	8	" - "	
65	P03823	Cotter Pin	4	" - "	3/32" x 3/4"
66	P02016	Screw, Slotted Rd. Hd.	2	" - "	#6-32 x 1/2"
67	P02054	Screw, Slotted Rd. Hd.	2	" - "	#10-24 x 1/2"
68	P02079	Screw, Slotted Rd. Hd.	3	" - "	#10-32 x 1/2"
69	P00003	Bolt, Hx.	2	" - "	1/4"-20 x 3/4"
70	P00100	Bolt, Hx.	1	" - "	5/16"-18 x 1/2"
71	P00401	Bolt, Hx.	2	" - "	1/2"-13 x 3/4"
72	P01306	Lockwasher	5	" - "	#10
73	P01308	Lockwasher	2	" - "	1/4"
74	P01309	Lockwasher	7	" - "	5/16"
75	P01310	Lockwasher	4	" - "	3/8"
76	P01312	Lockwasher	2	" - "	1/2"
77	P01353	Starwasher	2	" - "	#6
78	P01400	Flatwasher	2	" - "	#10
79	P01402	Flatwasher	4	" - "	1/4"
80	P01403	Flatwasher	2	" - "	5/16"
81	P01502	Nut, Hx.	2	" - "	#6-32
82	P01504	Nut, Hx.	2	" - "	#10-24
83	P01506	Nut, Hx.	2	" - "	1/4"-20
84	P01507	Nut, Hx.	8	" - "	5/16"-18
85	P01508	Nut, Hx.	4	" - "	3/8"-16
86	P01528	Nut, Hx.	4	" - "	#10-32

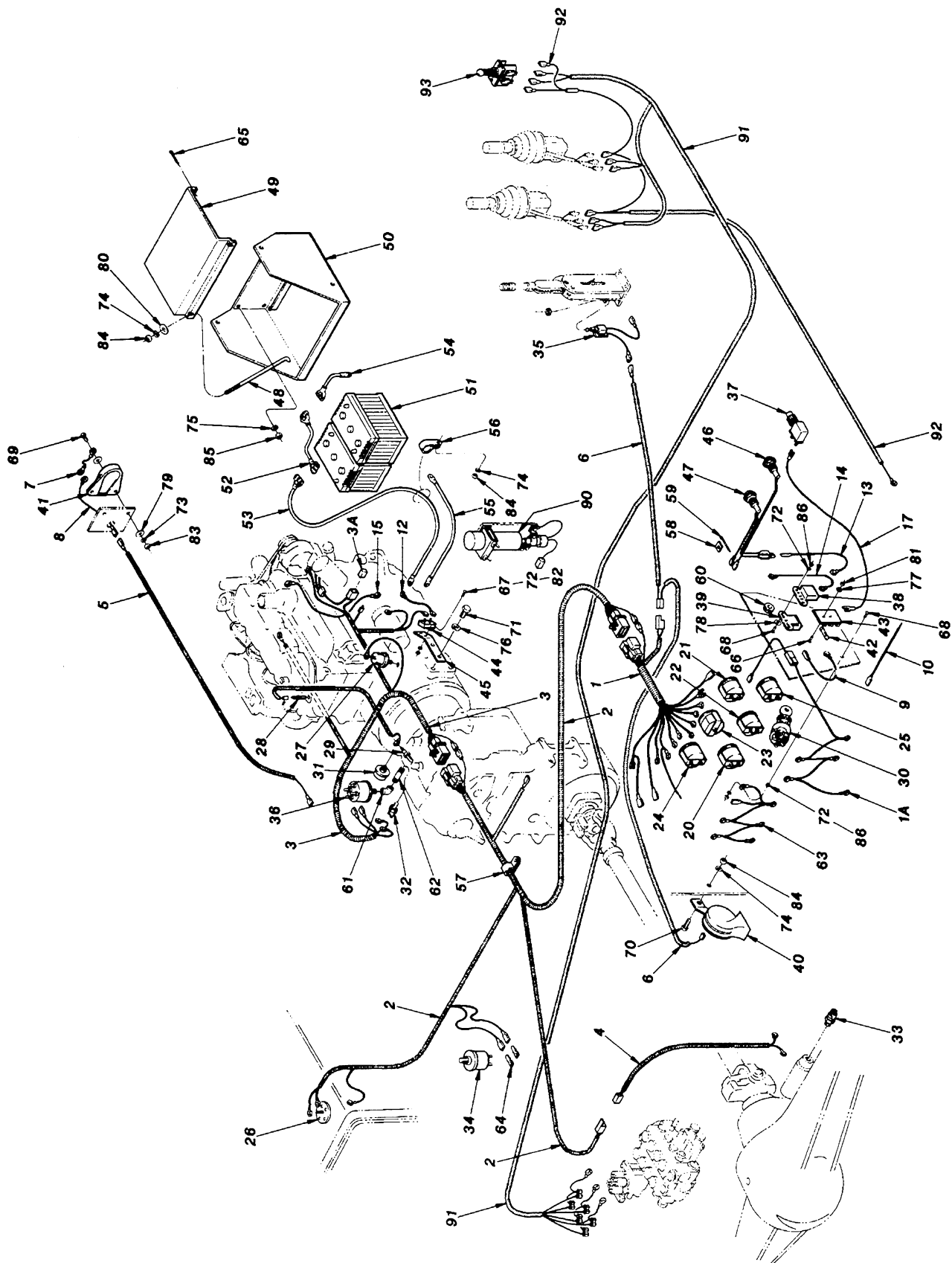
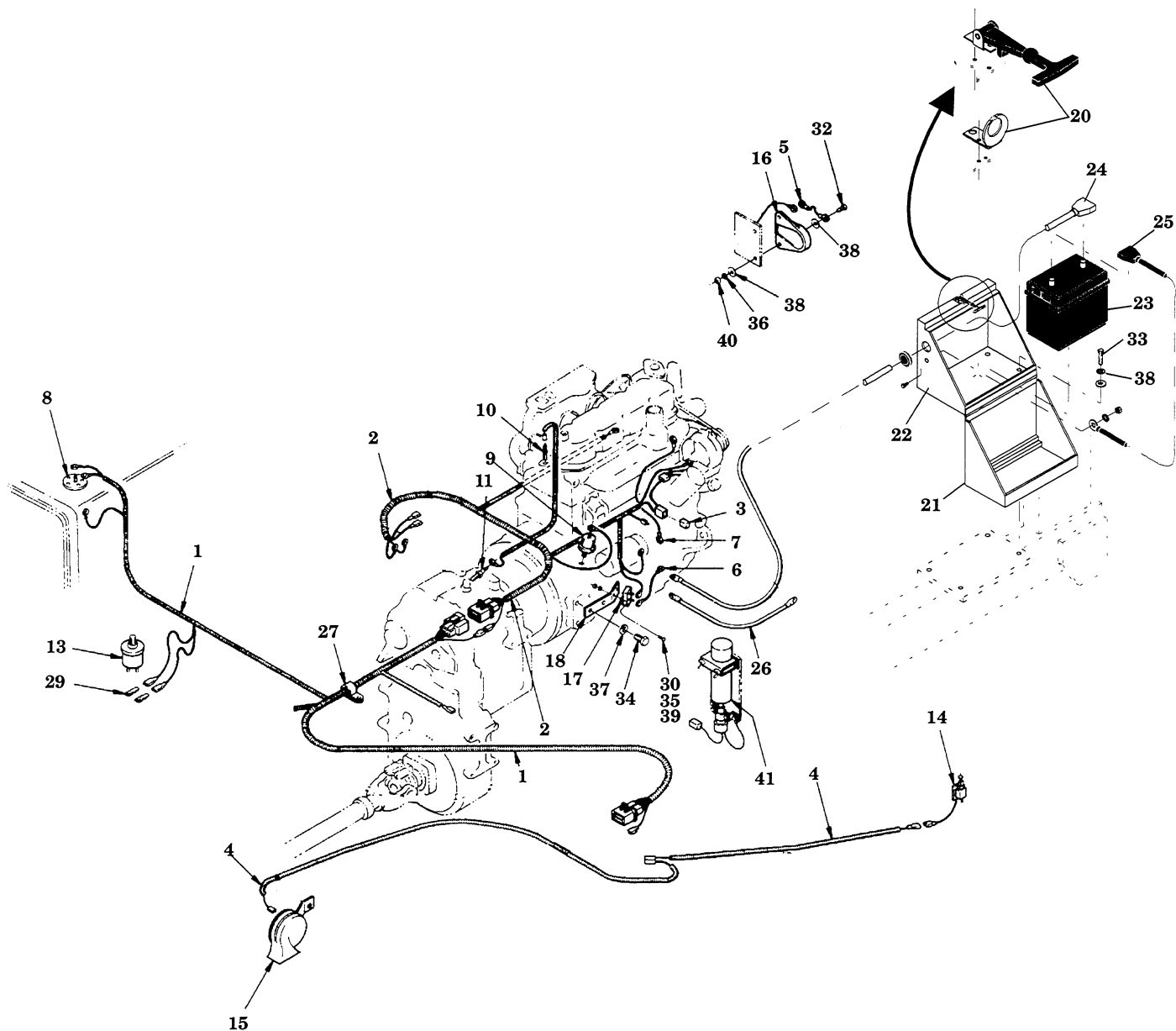


Figure 18363-5



**18363-5 (3 of 3)**

ITEM	PART NO.	DESCRIPTION	QTY	SERIAL NO.	REMARKS
90	P21422	Quick Start	1	" - "	Cylinder Not Included
NI	N.L.A.	Cylinder, Refill	-	" - "	Obtain Locally
NI	P26323	Switch, Quick Start	-	" - "	
91	P29097	Wire Harness	1	2784 -	Joystick - Control
92	P29708	Wire Harness	1	2784 -	Joystick - Power
93	P29695	Controller, Frame Tilt	1	2784 -	
NI	20844B	Engine Block Heater Kit, 1000 Watts	-		Optional



**Figure 18363-6**

## 18363-6 (1 of 2)

ITEM	PART NO.	DESCRIPTION	QTY.	SERIAL NO.	REMARKS
1	P31659	Wire Harness	1	.....	Intermediate
2	P31660	Wire Harness	1	.....	Lower
3	P21787	Diode Module	1	.....	
4	P29208C	Wire Harness	1	.....	Parking Brake/Horn
5	P27504	Wire	1	.....	Backup Alarm to Ground (Black - 16)
NI	P27507	Wire	1	.....	Cold Start to Fuse Block (Blue - 14)
6	P28568	Wire	1	.....	Circuit Breaker to Solenoid (Violet - 12)
7	P27525	Wire	1	.....	Alternator to Starter (Red - 6)
8	P23215	Sender, Fuel	1	.....	
9	P23217	Sender, Oil Pressure	1	.....	
10	P23222	Sender, Water Temp.	1	.....	
11	P19472	Sender, Trans. Oil Temp.	1	.....	
12	P40137	Switch, Pressure	1	.....	
13	P40136	Switch, Brake Pressure	1	.....	
14	P31002	Switch, Pressure, Parking Brake	1	.....	
15	P13707	Horn	1	.....	
16	P13774	Backup Alarm	1	.....	
17	P27315	Circuit Breaker	1	.....	
18	24880A	Mounting Bracket, Circuit Breaker	1	.....	
NI	35322B	Cover, Transmission Control Box	1	.....	
20	P26248	Draw Latch	2	.....	
NI	P02057	Screw, Slotted Rd. Hd.	4	.....	#10-32 x 3/4", Draw Latch
21	32293C	Cover, Battery Box	1	.....	
22	32290C	Battery Box	1	.....	
23	—	Battery, 12 Volt	1	.....	Champion P/N PC-31-1050A or Equiv.
24	P30146	Battery Cable	1	.....	Positive
25	P19834	Battery Cable	1	.....	Negative
26	P19835	Battery Cable	1	.....	Ground
27	P17553	Clamp, Harness	1	.....	
NI	P17989	Ty-Wrap	A/R	.....	
29	P27803	Terminal Adaptor Tab, Male Push - On	5	.....	
30	P02054	Screw, Slotted Rd. Hd.	7	.....	#10-24 x 1/2"
32	P00003	Bolt, Hx.	2	.....	1/4"-20 x 3/4"
33	P00001	Bolt, Hx.	4	.....	1/4"-20 x 1/2"
34	P00200	Bolt, Hx.	1	.....	3/8"-16 x 1/2"
35	P01306	Lockwasher	11	.....	#10
36	P01308	Lockwasher	8	.....	1/4"
37	P01310	Lockwasher	1	.....	3/8"
38	P01402	Flatwasher	2	.....	1/4"
39	P01504	Nut, Hx.	11	.....	#10-24

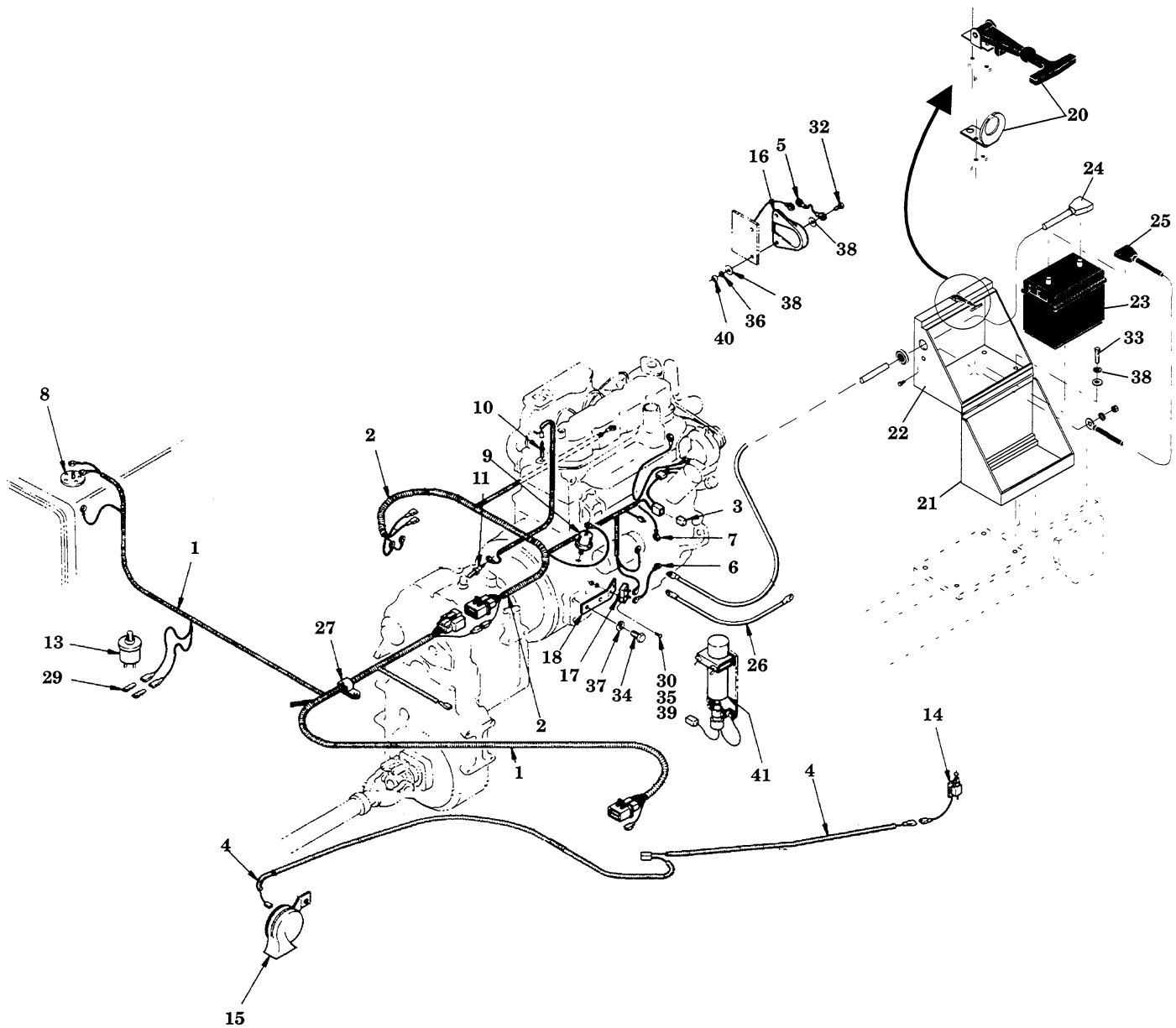
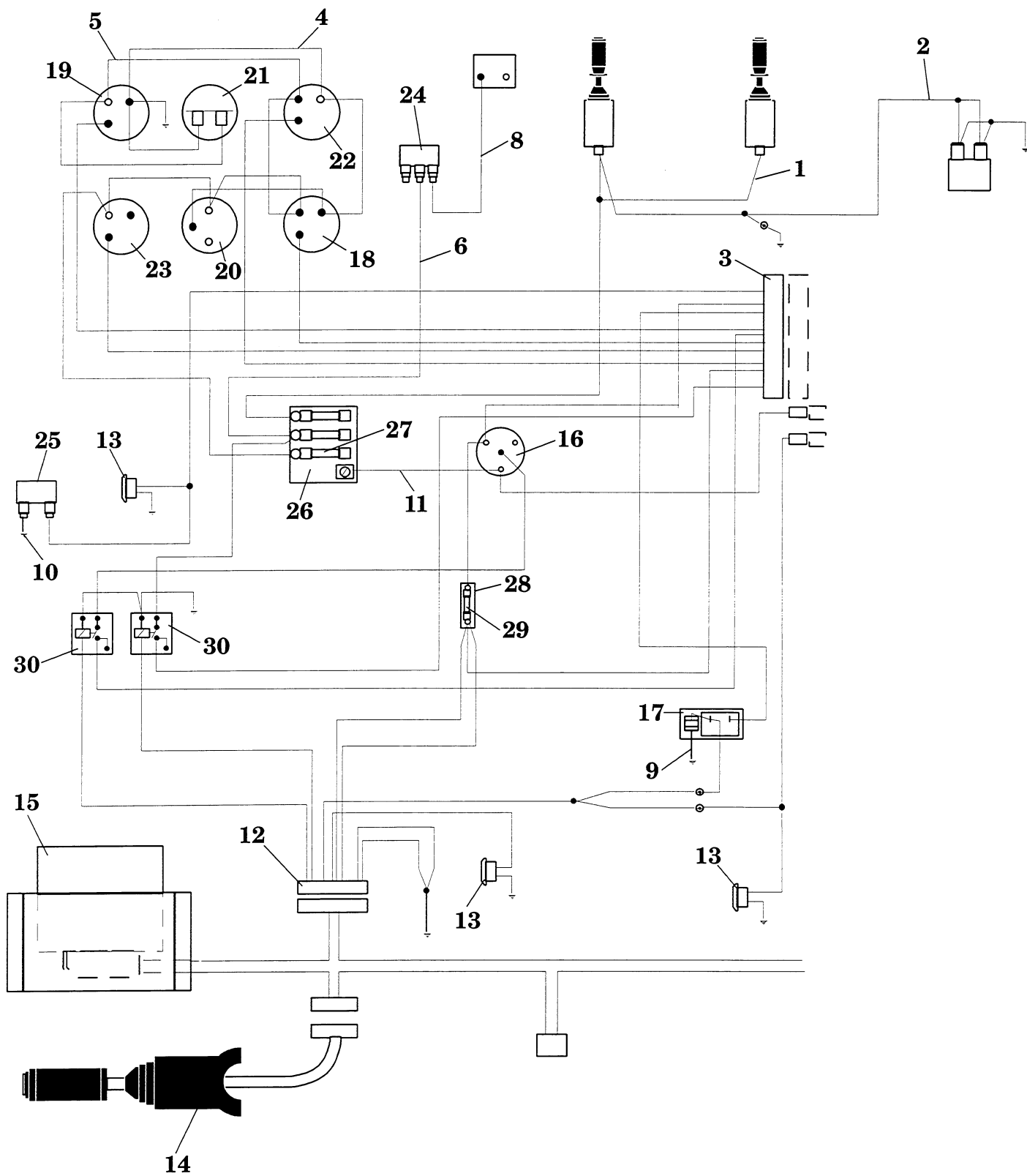


Figure 18363-6

**18363-6 (2 of 2)**

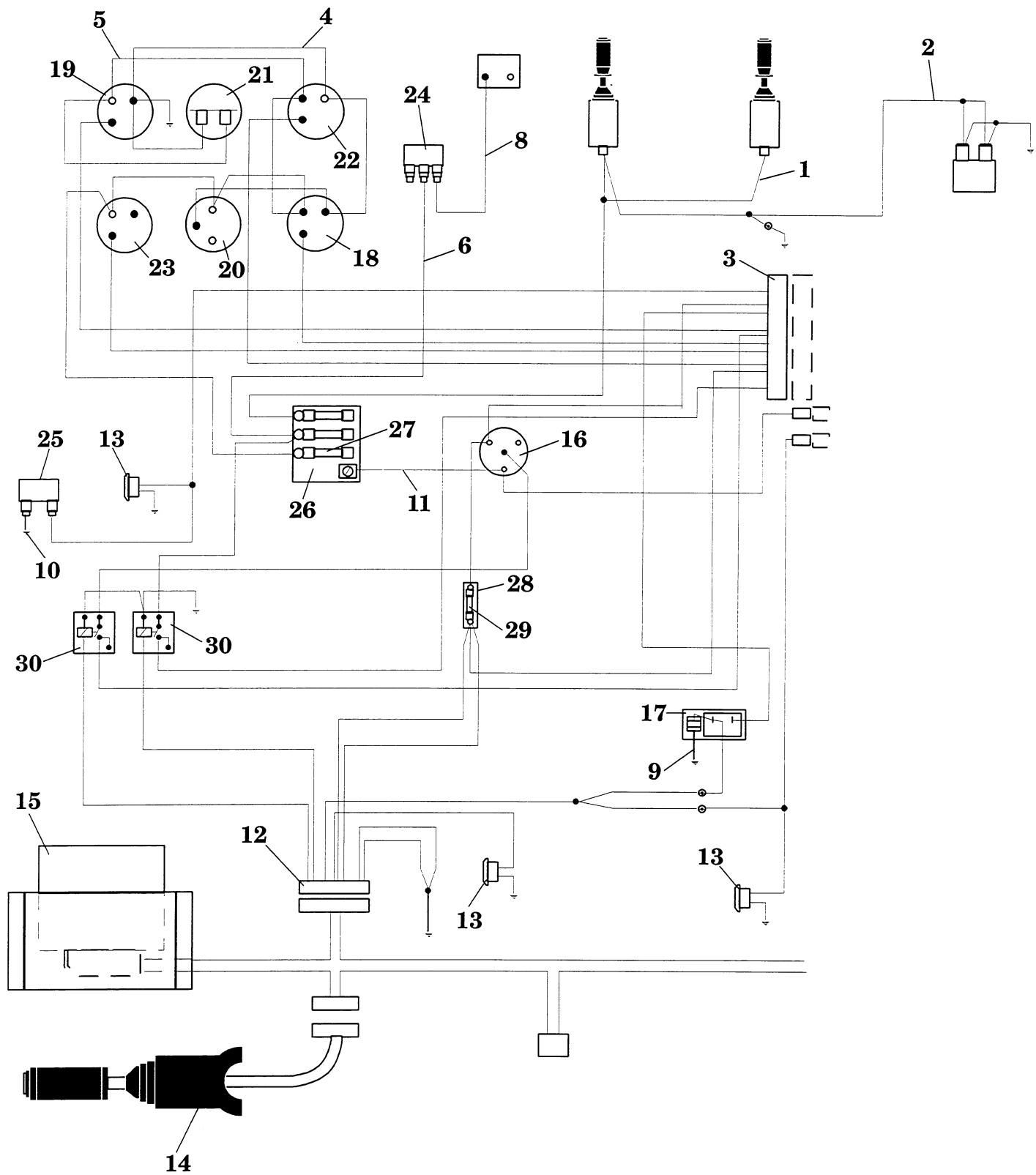
ITEM	PART NO.	DESCRIPTION	QTY.	SERIAL NO.	REMARKS
40	P01506	Nut, Hx.	6	.....	1/4"-20
41	P21422	Quick Start	1	.....	Cylinder Not Included
NI	N.L.A.	Cylinder, Refill	—	.....	Obtain Locally
NI	P26323	Switch, Quick Start	—	.....	
NI	20844B	Engine Block Heater Kit, 1000 Watts	—	.....	Optional



**Figure 29945**

## 29945 (1 of 2)

ITEM	PART NO.	DESCRIPTION	QTY	SERIAL NO.	REMARKS
1	P31683	Wire Harness, Joystick— Power	1	.....	
2	P31685	Wire Harness, Joystick to Solenoid	1	.....	
3	P31658	Wire Harness, Upper	1	.....	
4	P19284	Wire Harness, Gauges— Ground	1	.....	Black 14 GA.
5	P27919	Wire Harness, Gauges— Power	1	.....	Red 14 GA.
6	P28597	Wire, Horn Relay to Fuse Block	1	.....	Red 14 GA.
NI	P27507	Wire, Cold Start to Fuse Block	A/R	.....	Blue 14 GA.
8	P27508	Wire, Horn Button to Relay	1	.....	Black 16 GA.
9	P31664	Wire, Brake Disconnect Sw. to Ground	1	.....	Black 14 GA.
10	P27514	Wire, Brake Buzzer to Ground	1	.....	Black 14 GA.
11	P31666	Wire, Fuse Block to Ignition Switch	1	.....	Red 12 GA.
12	35606D	Wire Harness, Dash, ZF Transmission	1	.....	
NI	P02054	Screw, Slotted Rd. Hd., Ground Wire	3	.....	#10-24 x 1/2"
NI	P01306	Lockwasher, Ground Wire	3	.....	#10-24
NI	P01504	Nut, Hx., Ground Wire	3	.....	#10-24
13	35410A	Indicator Light, Red	3	.....	
14	35367A	Shift Selector, ZF Transmission	1	.....	
NI	34667A	Pad, Rubber	1	.....	
15	P31564	Controller, ZF Transmission	1	.....	
16	P11092	Switch, Ignition	1	.....	
17	P30959	Switch, Brake Disconnect	1	.....	
18	P23214	Gauge, Fuel	1	.....	
19	P23216	Gauge, Oil Pressure	1	.....	
20	P27820	Gauge, Voltmeter	1	.....	
21	P23219	Gauge, Hourmeter	1	.....	
22	P23220	Gauge, Trans. Oil Temp.	1	.....	
23	P23221	Gauge, Water Temp.	1	.....	
24	P13709	Horn Relay	1	.....	
25	P27307	Buzzer, Brake Pressure Warning	1	.....	
NI	P02057	Screw, Slotted Rd. Hd., Horn Relay/Buzzer Mtg.	2	.....	#10-24 x 3/4"
NI	P01400	Flatwasher, Horn Relay/Buzzer Mtg.	4	.....	#10
NI	P01306	Lockwasher, Horn Relay/Buzzer Mtg.	2	.....	#10
NI	P01504	Nut, Hx., Horn Relay/Buzzer Mtg.	2	.....	#10-24
26	P24349	Fuse Block, Triple	1	.....	



**Figure 29945**



## 29945 (2 of 2)

ITEM	PART NO.	DESCRIPTION	QTY	SERIAL NO.	REMARKS
27	P19203	Fuse	3	.....	AGC 30 Amp
NI	P02016	Screw, Slotted Rd. Hd., Fuse Block Mtg.	2	.....	#6-32 x 1/2"
NI	P01353	Starwasher, Fuse Block Mtg.	2	.....	#6
NI	P01502	Nut, Hx., Fuse Block Mtg.	2	.....	#6
28	P31580	Fuse Block, Single	2	.....	
29	P25495	Fuse	1	.....	AGC 8 Amp
NI	P02016	Screw, Slotted Rd. Hd., Fuse Block Mtg.	2	.....	#6-32 x 1/2"
NI	P01353	Starwasher, Fuse Block Mtg.	2	.....	#6
NI	P01502	Nut, Hx., Fuse Block Mtg.	2	.....	#6
NI	P17989	Ty-Wrap	10	.....	
NI	P27600	Mount Ty-Wrap	1	.....	
NI	P17553	Clamp	1	.....	
NI	P02057	Screw, Slotted Rd. Hd., Clamp Mtg.	1	.....	#10-24 x 3/4"
NI	P01306	Lockwasher, Clamp Mtg.	1	.....	#10-24
NI	P01504	Nut, Hx., Clamp Mtg.	1	.....	#10-24
30	P30423	Relay, Backup Alarm/Neutral Start	2	.....	
NI	P02054	Screw, Slotted Rd. Hd., Relay Mtg.	2	.....	#10-24 x 1/2"
NI	P01400	Flatwasher, Relay Mtg.	2	.....	#10
NI	P01306	Lockwasher, Relay Mtg.	2	.....	#10
NI	P01504	Nut, Hx., Relay Mtg.	2	.....	#10-24
NI	P24347	Grommet, Rubber	2	.....	1/2" I.D.

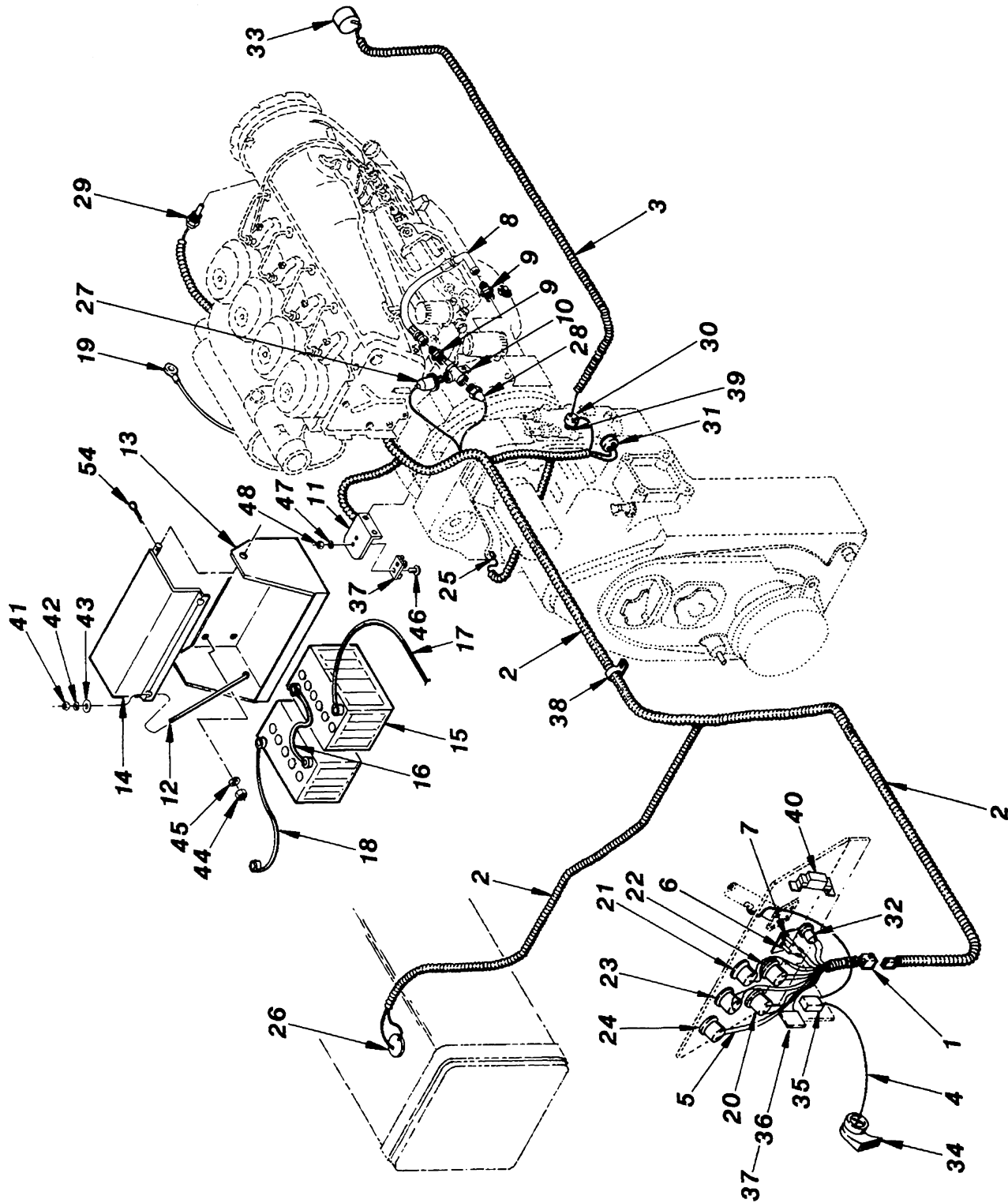


Figure 18364

## 18364 (1 of 2)

ITEM	PART NO.	DESCRIPTION	QTY	SERIAL NO.	REMARKS
1	P21559	Wire Harness	1	.....	Upper ❶
1A	26153B	Wires	1	.....	Gauges - Power
2	P21560	Wire Harness	1	.....	Lower ❶
3	P19102	Wire Harness	1	.....	Backup Alarm
4	P19101	Wires	1	.....	Horn (3 Wires)
5	P19284	Wires	1	.....	Gauges - Ground
6	25917A	Indicator Light, Oil	1	.....	
7	P20970	Indicator Light, Fan Belt	1	.....	
8	P20408	Hose, Oil Light	1	.....	
9	P20866	Connector, JIC - Pipe	2	.....	
10	17914A	Tee, Junction	1	.....	
11	16273A	Mounting Bracket, Fuse Block	1	.....	
NI	P04201	Bolt, Hx.	2	.....	M12-1.75 x 20mm, Fuse Block Bracket Mounting
NI	P04609	Lockwasher	2	.....	M12, Fuse Block Bracket Mounting
12	16357A	Rod, Hold Down	2	.....	
13	16344C	Battery Box	1	.....	
14	16355B	Battery Box Cover	1	.....	
15	—	Battery, 6 Volt	2	.....	Gould P/N 2T-590 or Equiv.
16	P18122	Battery Cable	1	.....	Negative to Positive
17	P19833	Battery Cable	1	.....	Positive
18	P19834	Battery Cable	1	.....	Negative
19	P19835	Battery Cable	1	.....	Ground
20	P23214	Gauge, Fuel	1	.....	Replaces P18728 ❷
21	P23216	Gauge, Oil Pressure	1	.....	Replaces P18730 ❸
22	P23218	Gauge, Ammeter	1	.....	Replaces P18732 (N.L.A.)
23	P23219	Gauge, Hourmeter	1	.....	Replaces P18733 (N.L.A.)
24	P23220	Gauge, Trans. Oil Temp.	1	.....	Replaces P18734 (N.L.A.)
25	P19472	Sender, Trans. Oil Temp.	1	.....	
26	P23215	Sender, Fuel	1	.....	Replaces P18729 ❹
27	P23217	Sender, Oil Pressure	1	.....	Replaces P18731 ❺
28	P20953	Switch, Oil Light	1	.....	
29	P20954	Switch, Fan Belt Light	1	.....	
30	P19105	Switch, Backup	1	.....	
31	P20812	Switch, Neutral Start	1	.....	
32	P11092	Switch, Ignition	1	.....	Without Cold Start
	P24766	Switch, Ignition	1	.....	With Cold Start
33	P13774	Backup Alarm	1	.....	
34	P13707	Horn	1	.....	
35	P13709	Horn Relay	2	.....	
NI	P02057	Screw, Slotted Rd. Hd.	4	.....	#10-24 x 3/4", Horn Relay Mounting
NI	P01306	Lockwasher	4	.....	#10, Horn Relay Mounting
NI	P01504	Nut, Hx.	4	.....	#10-24, Horn Relay Mounting
36	P19203	Fuse, AGC - 30 AMP	4	.....	
37	P24349	Fuse Block	2	.....	Replaces P19096 (N.L.A.)
38	P17553	Clamp, Harness	3	.....	
39	P10215	45° Elbow, Street	1	.....	
40	P26025	Resistor, Heat Indicator Switch	1	.....	

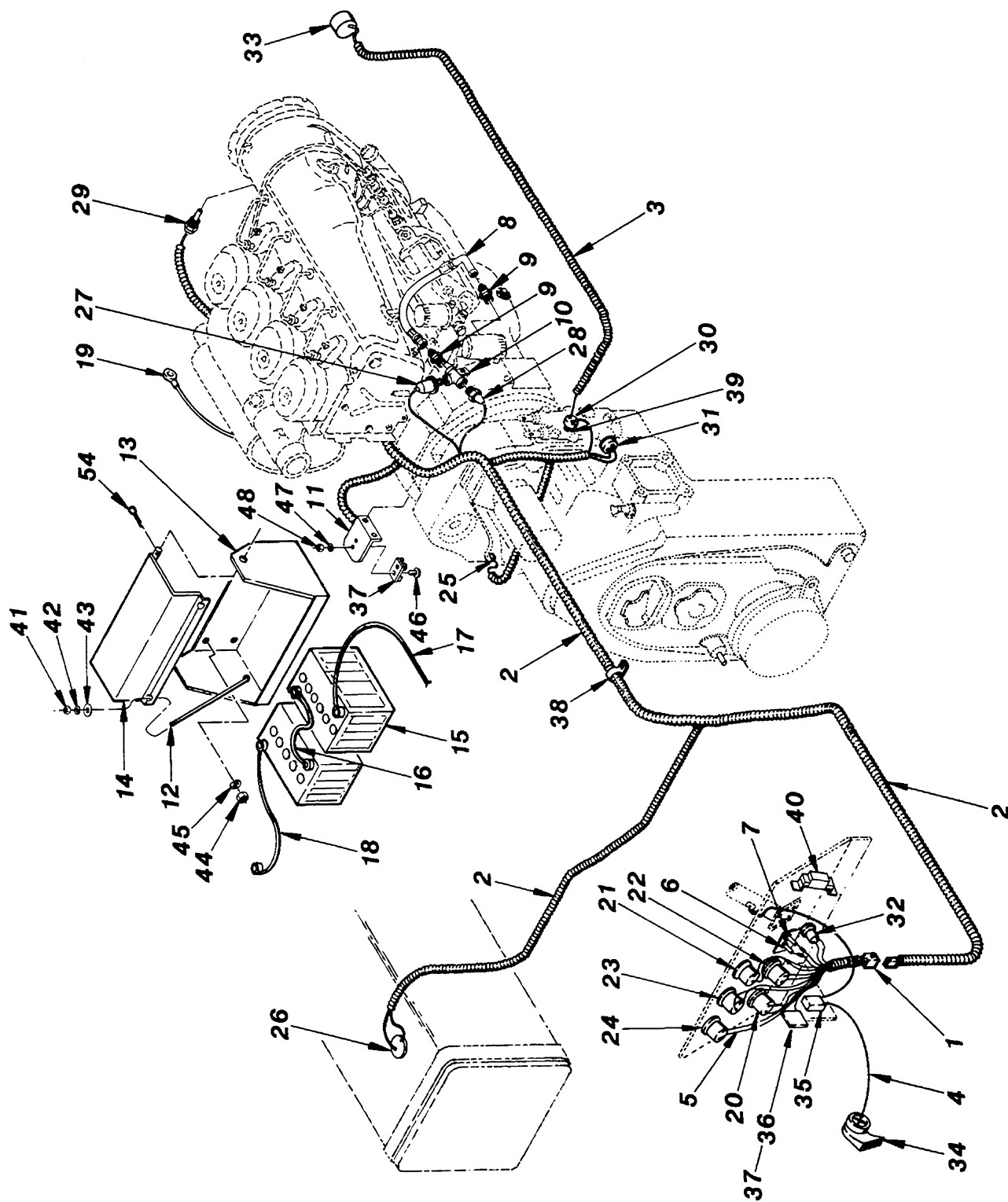


Figure 18364

## 18364 (2 of 2)

ITEM	PART NO.	DESCRIPTION	QTY.	SERIAL NO.	REMARKS
41	P01507	Nut, Hx.	2	.....	5/16"-18
42	P01309	Lockwasher	2	.....	5/16"
43	P01403	Flatwasher	2	.....	5/16"
44	P01508	Nut, Hx.	4	.....	3/8"-16
45	P01310	Lockwasher	4	.....	3/8"
46	P02016	Screw, Slotted Rd. Hd.	4	.....	#6-32 x 1/2"
47	P01353	Starwasher	4	.....	#6
48	P01502	Nut, Hx.	4	.....	#6-32
54	P03823	Cotter Pin	4	.....	3/32" x 3/4"
NI	18124C	Cold Start Kit	—	.....	Glow Plug
NI	P27958	Heater Plug	—	.....	

## NOTES:

- ❶ When ordering, specify S/N and identify whether harness has 9, 12, or 15-Pin Connector.
- ❷ N.L.A., Service with P23214 Gauge and P23215 Sender.
- ❸ N.L.A., Service with P23216 Gauge and P23217 Sender.
- ❹ N.L.A., Service with P23215 Sender and P23214 Gauge.
- ❺ N.L.A., Service with P23217 Sender and P23216 Gauge.

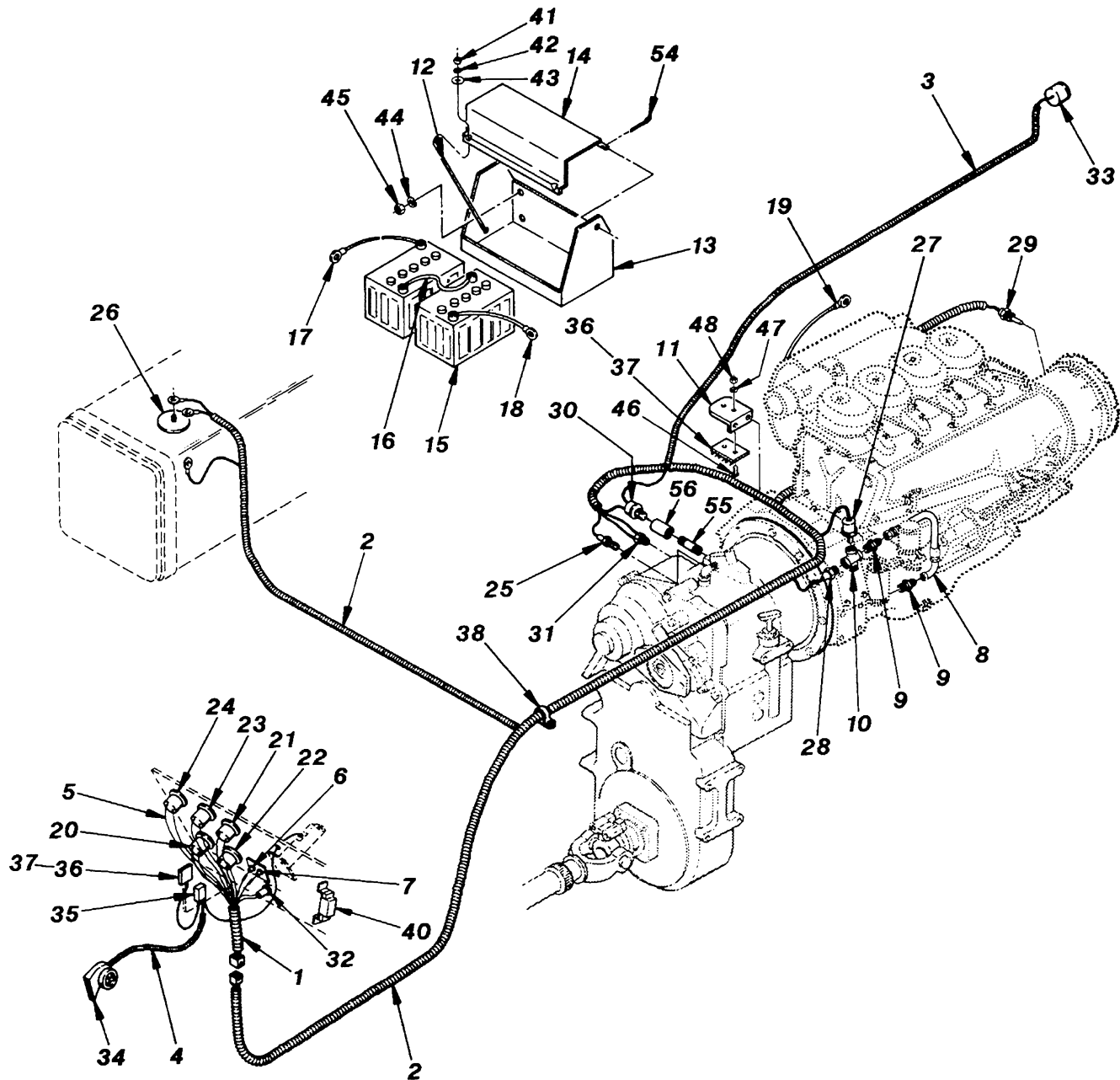


Figure 18364-1

## 18364-1 (1 of 2)

ITEM	PART NO.	DESCRIPTION	QTY.	SERIAL NO.	REMARKS
1	P21559	Wire Harness	1	101 - 1560	Upper ①
1A	26153B	Wires	1	101 - 1560	Gauges - Power
2	P21405	Wire Harness	1	101 - 1560	Lower ①
3	P19102	Wire Harness	1	101 - 1560	Backup Alarm
4	P19101	Wires	1	101 - 859	Horn (3 Wires)
5	P19284	Wires	1	101 - 1560	Gauges - Ground
6	25917A	Indicator Light, Oil	1	" - "	
7	P20970	Indicator Light, Fan Belt	1	" - "	
8	P20408	Hose, Oil Line	1	" - "	
9	P20866	Connector, JIC - Pipe	2	" - "	
10	17914A	Tee, Junction	1	" - "	
11	16273A	Mounting Bracket, Fuse Block	-	101 - 859	
NI	P04201	Bolt, Hx.	2	101 - 1560	M12-1.75 x 20mm, Fuse Block Bracket Mounting
NI	P04609	Lockwasher	2	101 - 1560	M12, Fuse Block Bracket Mounting
12	16357A	Rod, Hold Down	2	101 - 1560	
13	21977C	Battery Box	1	1241 -	
	16344C	Battery Box	1	101 - 1240	
14	21976B	Battery Box Cover	1	1241 -	
	16355B	Battery Box Cover	1	101 - 1240	
15	—	Battery, 6 Volt	2	101 - 1560	900 CCA, Group 4
16	P18122	Battery Cable	1	" - "	Negative to Positive
17	P19833	Battery Cable	1	" - "	Positive
18	P19834	Battery Cable	1	" - "	Negative
19	P19835	Battery Cable	1	" - "	Ground
20	P23214	Gauge, Fuel	1	" - "	
21	P23216	Gauge, Oil Pressure	1	" - "	
22	P23218	Gauge, Ammeter	1	" - "	
23	P23219	Gauge, Hourmeter	1	" - "	
24	P23220	Gauge, Trans. Oil Temp.	1	" - "	
25	P19472	Sender, Trans. Oil Temp.	1	" - "	
26	P23215	Sender, Fuel	1	" - "	
27	P23217	Sender, Oil Pressure	1	" - "	
28	P20953	Switch, Oil Light	1	" - "	
29	P20954	Switch, Fan Belt Light	1	" - "	
30	P19105	Switch, Backup	1	" - "	
31	P18673	Switch, Neutral Start	1	" - "	
32	P24766	Switch, Ignition	1	" - "	
33	P13774	Backup Alarm	1	" - "	
34	P13707	Horn	1	" - "	
35	P13709	Relay, Horn & Oil Light	2	" - "	
NI	P02057	Screw, Slotted Rd. Hd.	4	" - "	#10-24 x 3/4", Horn Relay Mounting
NI	P01306	Lockwasher	4	" - "	#10, Horn Relay Mounting
NI	P01504	Nut, Hx.	4	" - "	#10-24, Horn Relay Mounting
36	P19203	Fuse, AGC - 30 AMP	2	" - "	
37	P24349	Fuse Block	1	" - "	
38	P17553	Clamp, Harness	1	" - "	
NI	P17554	Clamp, Harness & Battery Cable	3	" - "	

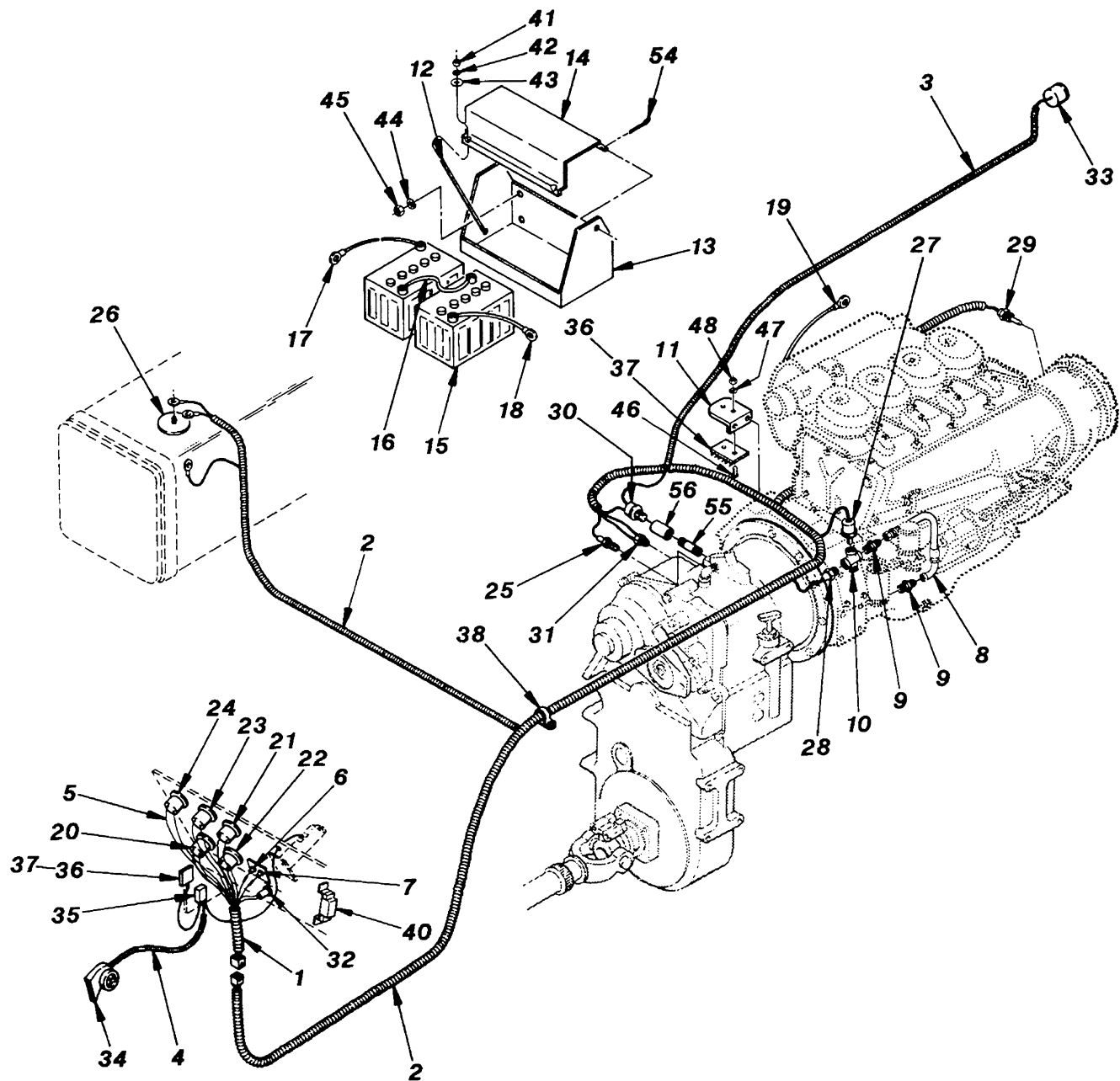


Figure 18364-1



## 18364-1 (2 of 2)

ITEM	PART NO.	DESCRIPTION	QTY.	SERIAL NO.	REMARKS
40	P26025	Resistor, Heat Indicator Switch	1	" - "	
41	P01507	Nut, Hx.	2	" - "	5/16"-18
42	P01309	Lockwasher	2	" - "	5/16"
43	P01403	Flatwasher	2	" - "	5/16"
44	P01508	Nut, Hx.	4	" - "	3/8"-16
45	P01310	Lockwasher	4	" - "	3/8"
46	P02016	Screw, Slotted Rd. Hd.	4	" - "	#6-32 x 1/2"
47	P01353	Starwasher	4	" - "	#6
48	P01502	Nut, Hx.	4	" - "	#6-32
54	P03823	Cotter Pin	4	" - "	3/32" x 3/4"
55	P10889	Nipple, Pipe	1	" - "	
56	P10664	Coupler	1	" - "	
NI	18124C	Cold Start Kit	-	645 -	Glow Plug
NI	P27958	Heater Plug	-	101 - 1560	

## NOTES:

- ❶ When ordering, specify S/N and identify whether harness has 9, 12, or 15-Pin Connector.

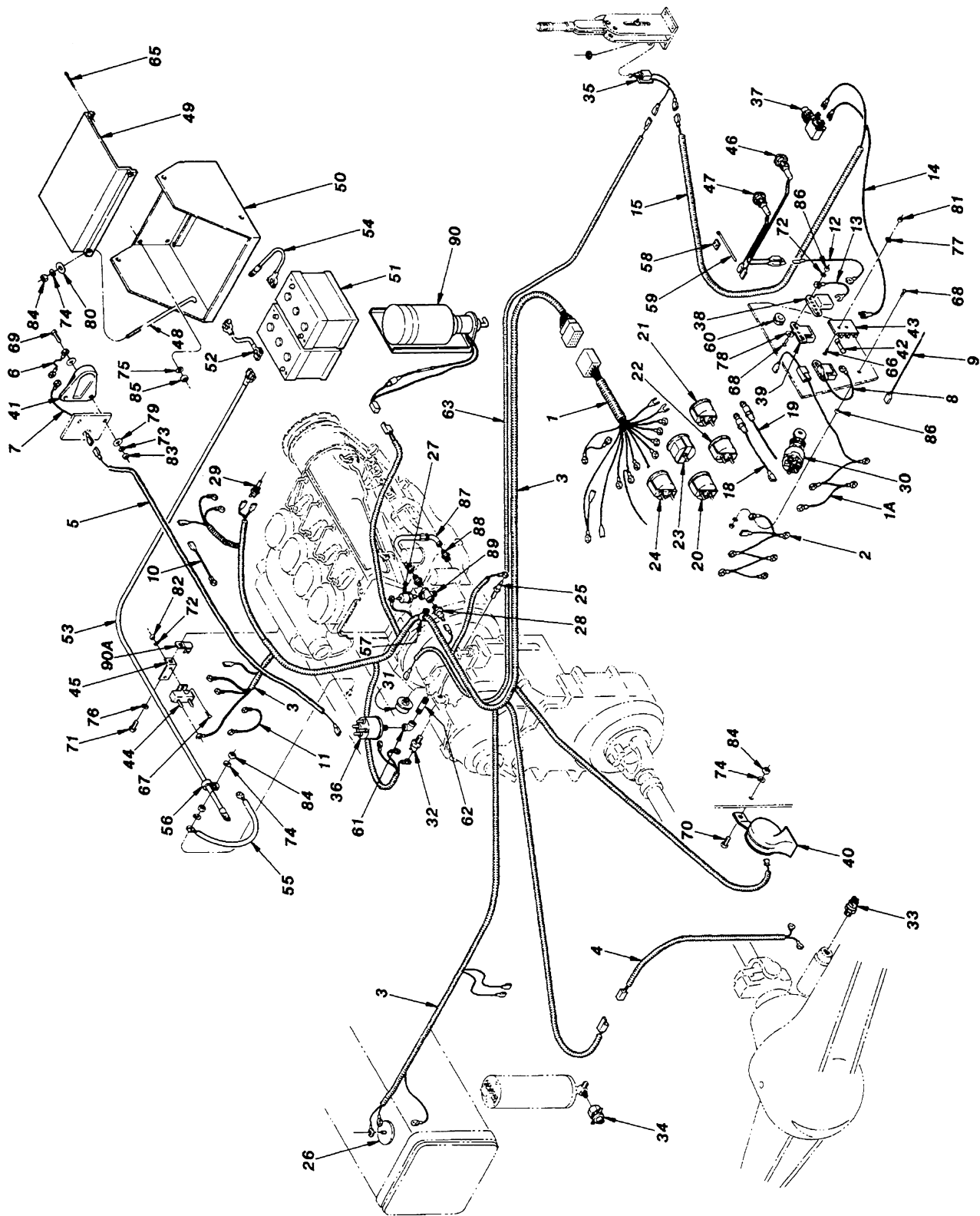


Figure 18364-2

## 18364-2 (1 of 3)

ITEM	PART NO.	DESCRIPTION	QTY.	SERIAL NO.	REMARKS
1	P26270	Wire Harness	1	1561 -	Upper
1A	26153B	Wires	1	" - "	Gauges - Power
2	P19284	Wires	1	" - "	Gauges - Ground
3	P26269	Wire Harness	1	" - "	Lower
4	P26483	Wire Harness	1	1695 -	Diff. Lock Switch
5	P19102	Wire Harness	1	1561 -	Backup Alarm
6	P27504	Wire	1	" - "	Backup Alarm to Ground (Black - 16)
7	P27505	Wire	1	" - "	Jumper/Backup Alarm (Red - 14)
8	P27506	Wire	1	" - "	Fuse Block to Relay (Red - 14)
9	P27508	Wire	1	" - "	Horn Button to Relay (Black - 16)
10	P27509	Wire	1	" - "	Alternator - Jumper (White - 14)
11	P27512	Wire	1	1861 -	Circuit Breaker to Solenoid (Violet - 12)
12	P27513	Wire	1	1695 -	Indicator Lights to Ground (Black - 14)
13	P27514	Wire	1	1861 -	Brake Buzzer to Ground (Black - 14)
14	P28550	Wire	1	2420 -	Buzzer/Light to Fuse Block (Red - 14)
15	P28552	Wire	1	2420 -	Buzzer/Light to Switch (Black - 14)
NI	P28555	Wire	2	2466 -	Pressure Switch to Switch (White - 14)
NI	P28556	Wire	1	2466 -	Switch to Ground (White - 14)
18	25917A	Indicator Light, Oil	1	1561 -	
19	P20970	Indicator Light, Fan Belt	1	" - "	
20	P23214	Gauge, Fuel	1	" - "	
21	P23216	Gauge, Oil Pressure	1	" - "	
22	P23218	Gauge, Ammeter	1	" - "	
23	P23219	Gauge, Hourmeter	1	" - "	
24	P23220	Gauge, Trans. Oil Temp.	1	" - "	
25	P19472	Sender, Trans. Oil Temp.	1	" - "	
26	P23215	Sender, Fuel	1	" - "	
27	P23217	Sender, Oil Pressure	1	" - "	
28	P20953	Switch, Oil Light	1	" - "	
29	P20954	Switch, Fan Belt Light	1	" - "	
30	P11092	Switch, Ignition	1	" - "	
31	P19105	Switch, Pressure - S.P.S.T.	1	" - "	
32	P18673	Switch, Neutral Start	1	" - "	
33	P26180	Switch, Differential Lock	1	1695 -	
34	P27308	Switch, Brake Pressure	1	1561 -	
35	P28714	Switch, Parking Brake	1	2420 -	
36	P28721	Switch, Pressure - D.P.S.T.	1	2466 -	
37	P28456	Buzzer/Light, Parking Brake	1	2420 -	
38	P27307	Buzzer, Brake Pressure Warning	1	1861 -	
39	P13709	Relay, Horn & Oil Light	2	1561 -	
40	P13707	Horn	1	" - "	
41	P13774	Backup Alarm	1	" - "	

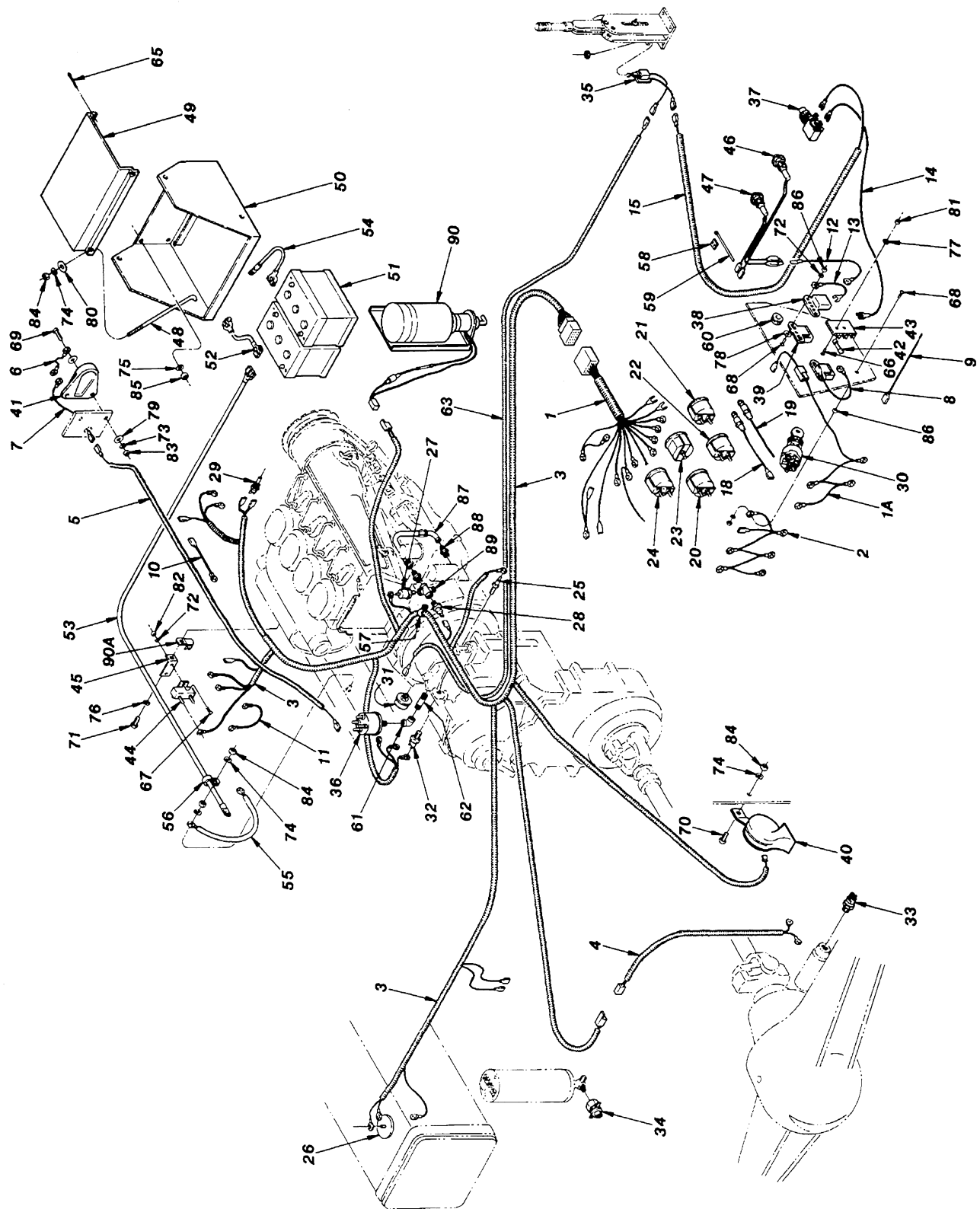


Figure 18364-2

## 18364-2 (2 of 3)

ITEM	PART NO.	DESCRIPTION	QTY	SERIAL NO.	REMARKS
42	P19203	Fuse, AGC - 30 AMP	3	" - "	
43	P24349	Fuse Block	1	" - "	
44	P27315	Circuit Breaker	1	1861 -	
45	24880A	Mounting Bracket, Circuit Breaker	1	1861 -	
46	24853A	Indicator Light	1	1695 -	Amber (Diff. Lock)
47	24854A	Indicator Light	1	1861 -	Red (Brake Pressure)
48	16357A	Rod, Hold Down	2	1561 -	
49	21976B	Cover, Battery Box	1	" - "	
50	21977C	Battery Box	1	" - "	
51	—	Battery, 6 Volt	2	" - "	900 CCA, Group 4
52	P18122	Battery Cable	1	" - "	Negative to Positive
53	P19833	Battery Cable	1	" - "	Positive
54	P19834	Battery Cable	1	" - "	Negative
55	P19835	Battery Cable	1	" - "	Ground
56	P17554	Clamp, Battery Cable & Harness	6	" - "	
57	P17553	Clamp, Harness	1	" - "	
58	P27600	Mount, Ty-Wrap	2	1861 -	
59	P17989	Ty-Wrap	A/R	1561 -	
60	P24347	Rubber Grommet	1	1561 -	
61	P10223	90° Elbow, Pipe	1	1561 -	
62	P10889	Nipple, Pipe	1	1561 -	
63	P28558	Wire, Pressure Switch To P.B. Switch	1	2466 -	
NI	P27803	Adapter Tab, Male Push-On	6	1561 -	
65	P03823	Cotter Pin	4	" - "	3/32" x 3/4"
66	P02016	Screw, Slotted Rd. Hd.	2	" - "	#6-32 x 1/2"
67	P02054	Screw, Slotted Rd. Hd.	2	" - "	#10-24 x 1/2"
68	P02079	Screw, Slotted Rd. Hd.	5	" - "	#10-32 x 1/2"
69	P00003	Bolt, Hx.	2	" - "	1/4"-20 x 3/4"
70	P00100	Bolt, Hx.	1	" - "	5/16"-18 x 1/2"
71	P04102	Bolt, Hx.	1	" - "	M8-1.25 x 16mm
72	P01306	Lockwasher	7	" - "	#10
73	P01308	Lockwasher	2	" - "	1/4"
74	P01309	Lockwasher	7	" - "	5/16"
75	P01310	Lockwasher	4	" - "	3/8"
76	P04607	Lockwasher	1	" - "	M8
77	P01353	Starwasher	2	" - "	#6
78	P01400	Flatwasher	4	" - "	#10
79	P01402	Flatwasher	4	" - "	1/4"
80	P01403	Flatwasher	2	" - "	5/16"
81	P01502	Nut, Hx.	2	" - "	#6-32
82	P01504	Nut, Hx.	2	" - "	#10-24
83	P01506	Nut, Hx.	2	" - "	1/4"-20
84	P01507	Nut, Hx.	8	" - "	5/16"-18
85	P01508	Nut, Hx.	4	" - "	3/8"-16
86	P01528	Nut, Hx.	5	" - "	#10-32
87	P20408	Hose, Oil Line	1	" - "	
88	P20866	Connector, JIC - Pipe	2	" - "	

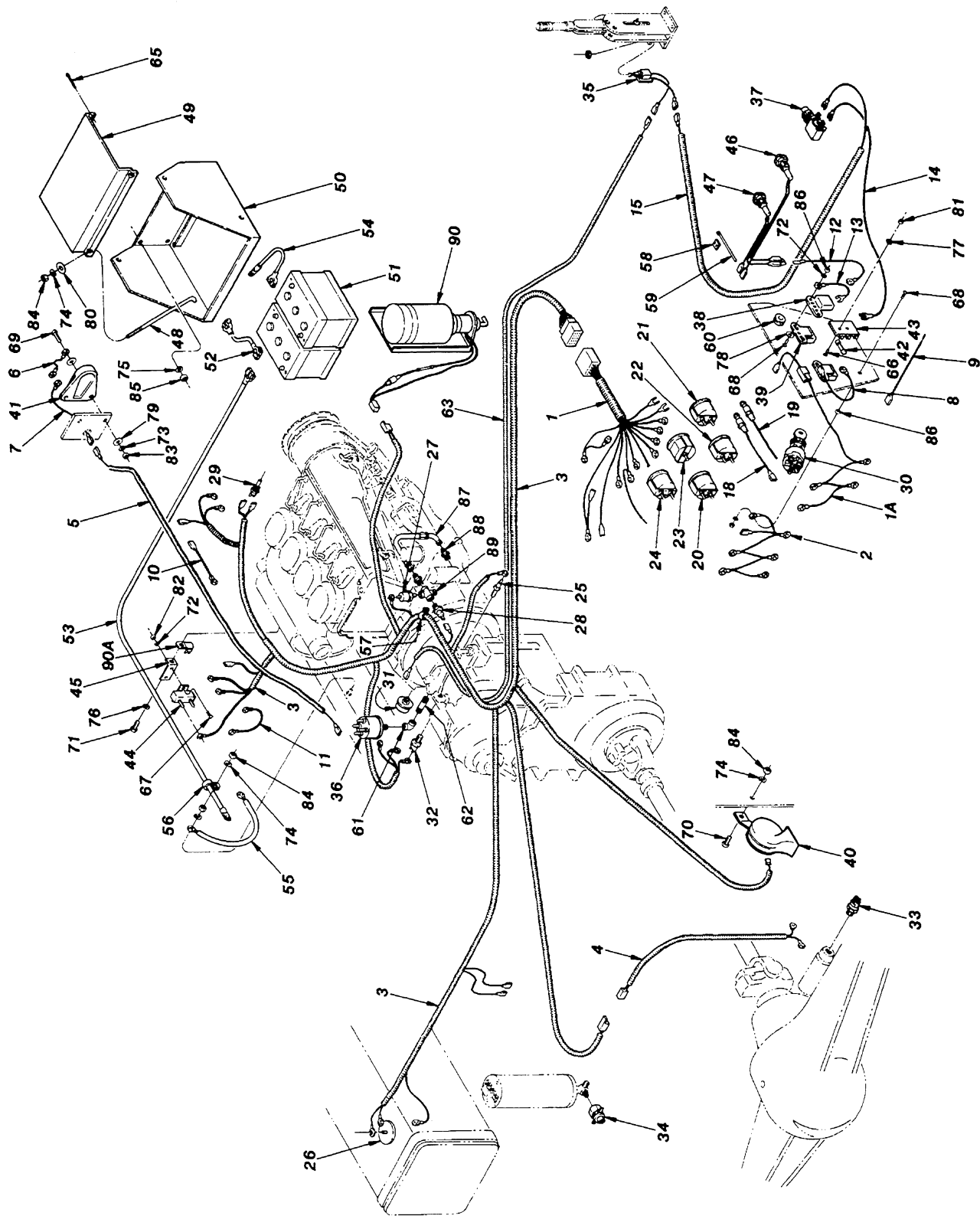


Figure 18364-2

**18364-2 (3 of 3)**

ITEM	PART NO.	DESCRIPTION	QTY	SERIAL NO.	REMARKS
89	17914A	Tee, Junction	1	" - "	
90	26092B	Quick Start	1	" - "	
90A	P27306	Sensor, Engine Temp.	-	" - "	Included in 26092B
NI	P27305	Coupling, Dirt Eliminator	-	" - "	Included in 26092B
NI	P27304	Filter & O-Ring	-	" - "	Included in 26092B
NI	P27303	Valve Gasket	-	" - "	Included in 26092B
NI	P28747	Fuse, AGC - 15 AMP	-	" - "	Included in 26092B
NI	—	Starting Fluid Cylinder	-	" - "	Obtain Locally

S/N 101 -

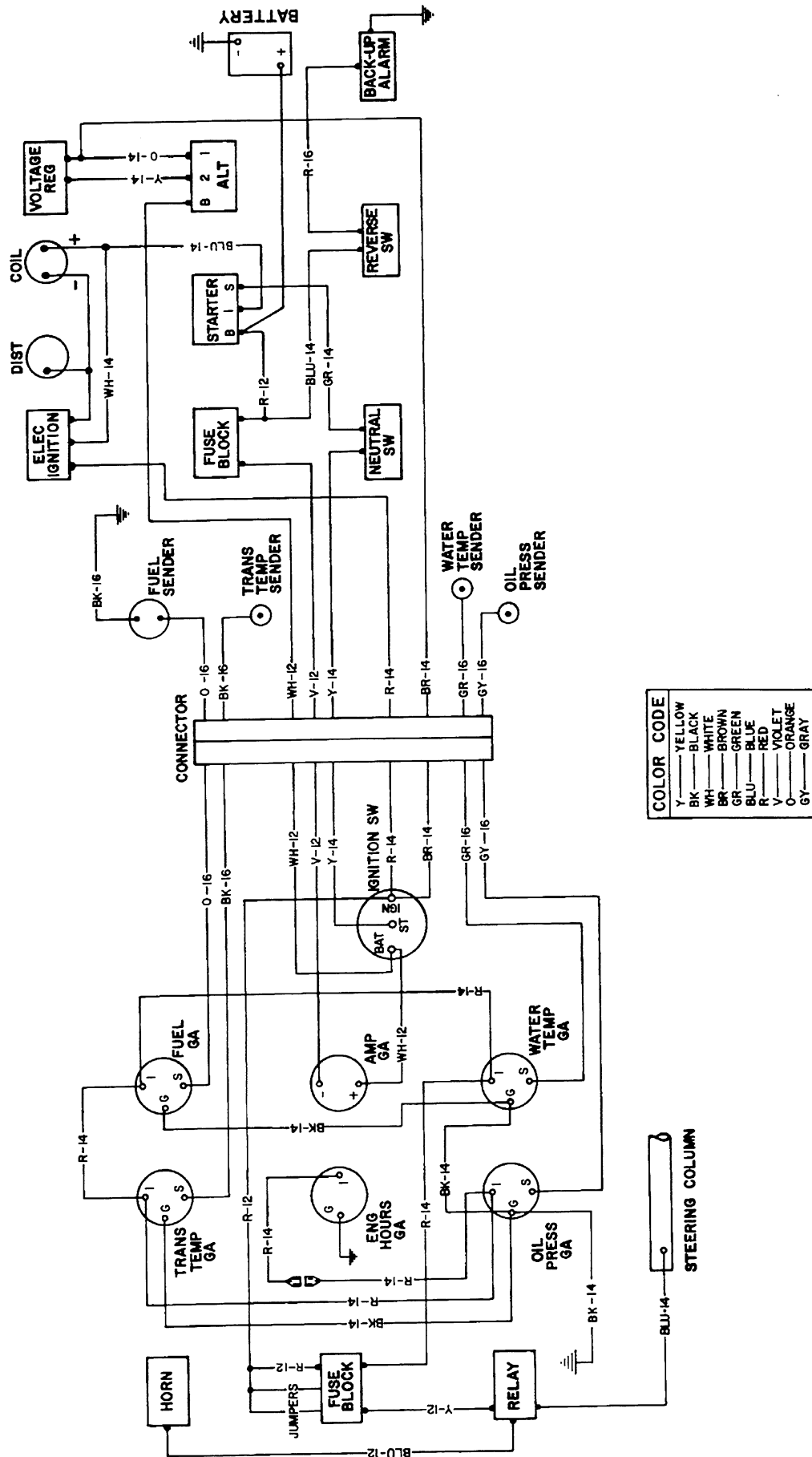


Figure 18396



S/N 101 -

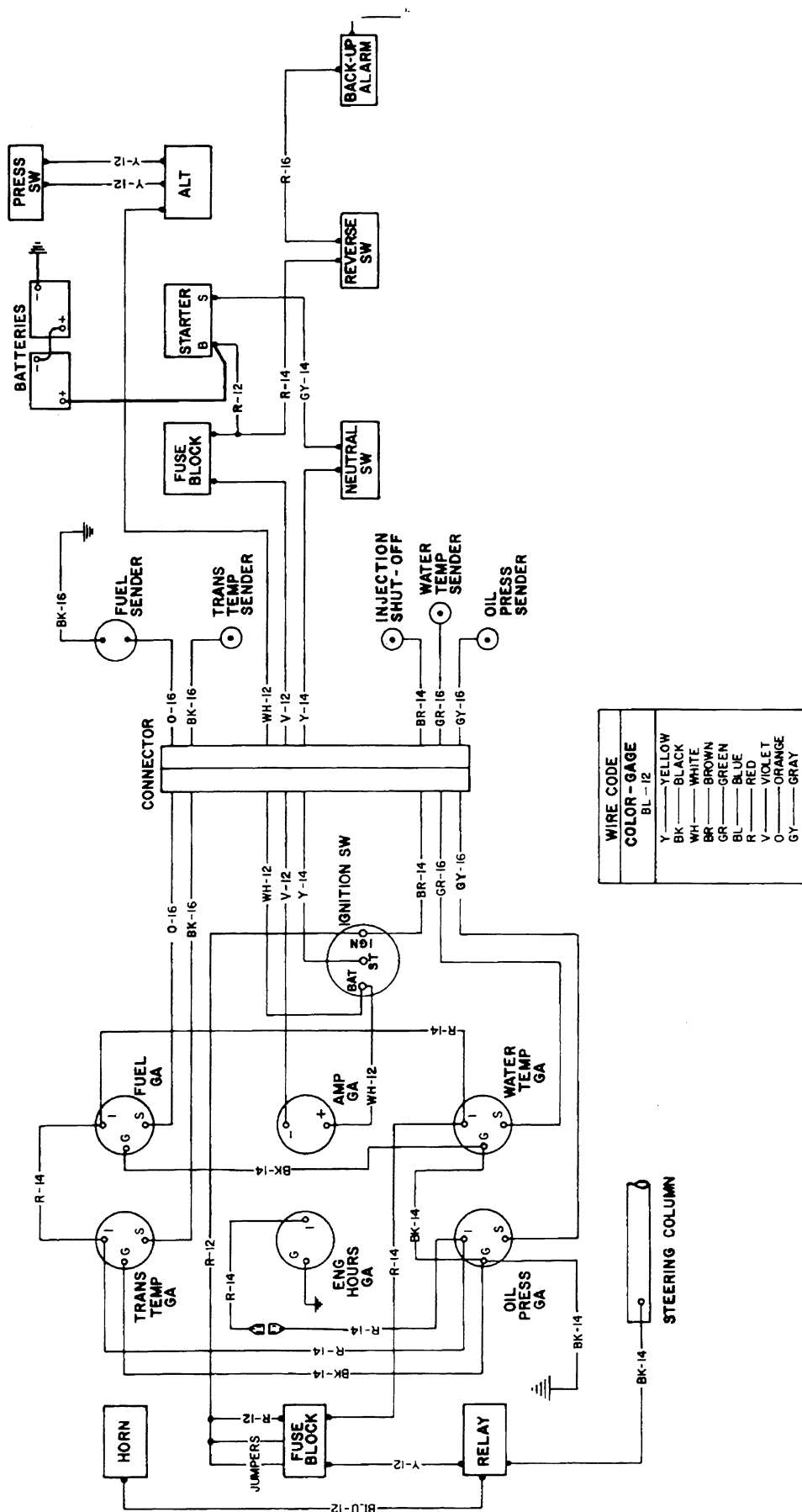


Figure 18397

S/N 530, 569 - 716

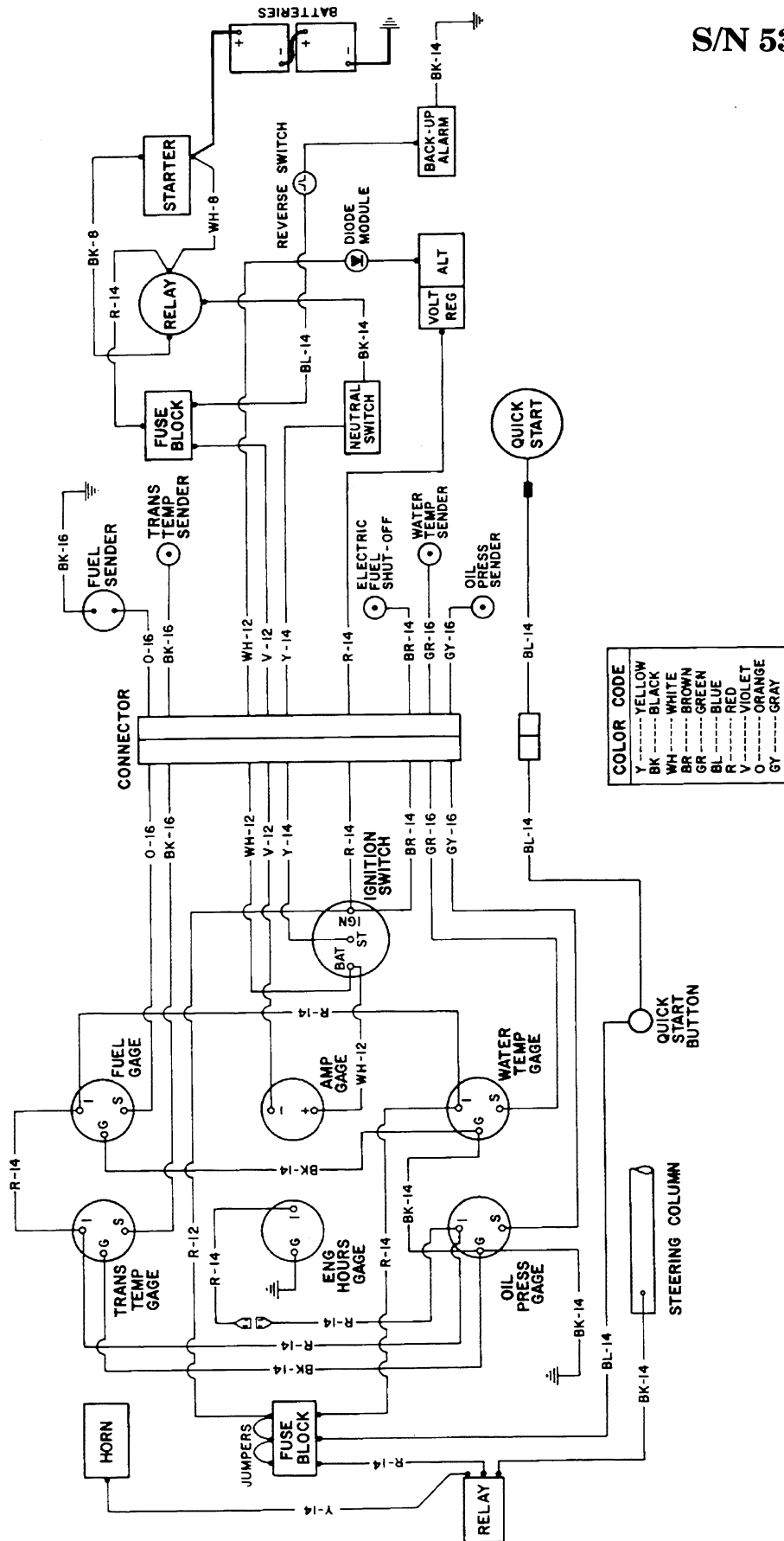


Figure 18397-1

S/N 717 - 859

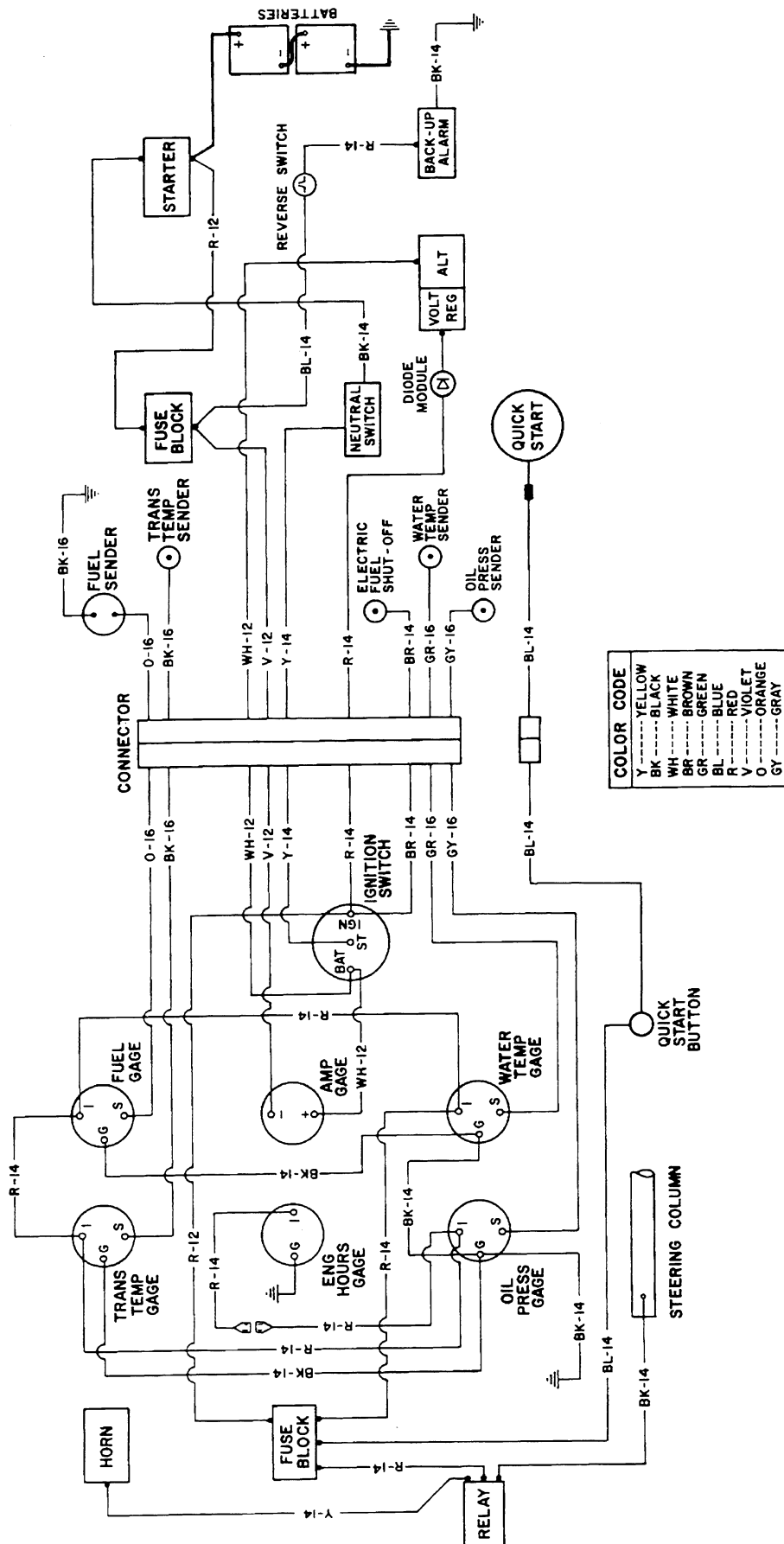


Figure 18397-2

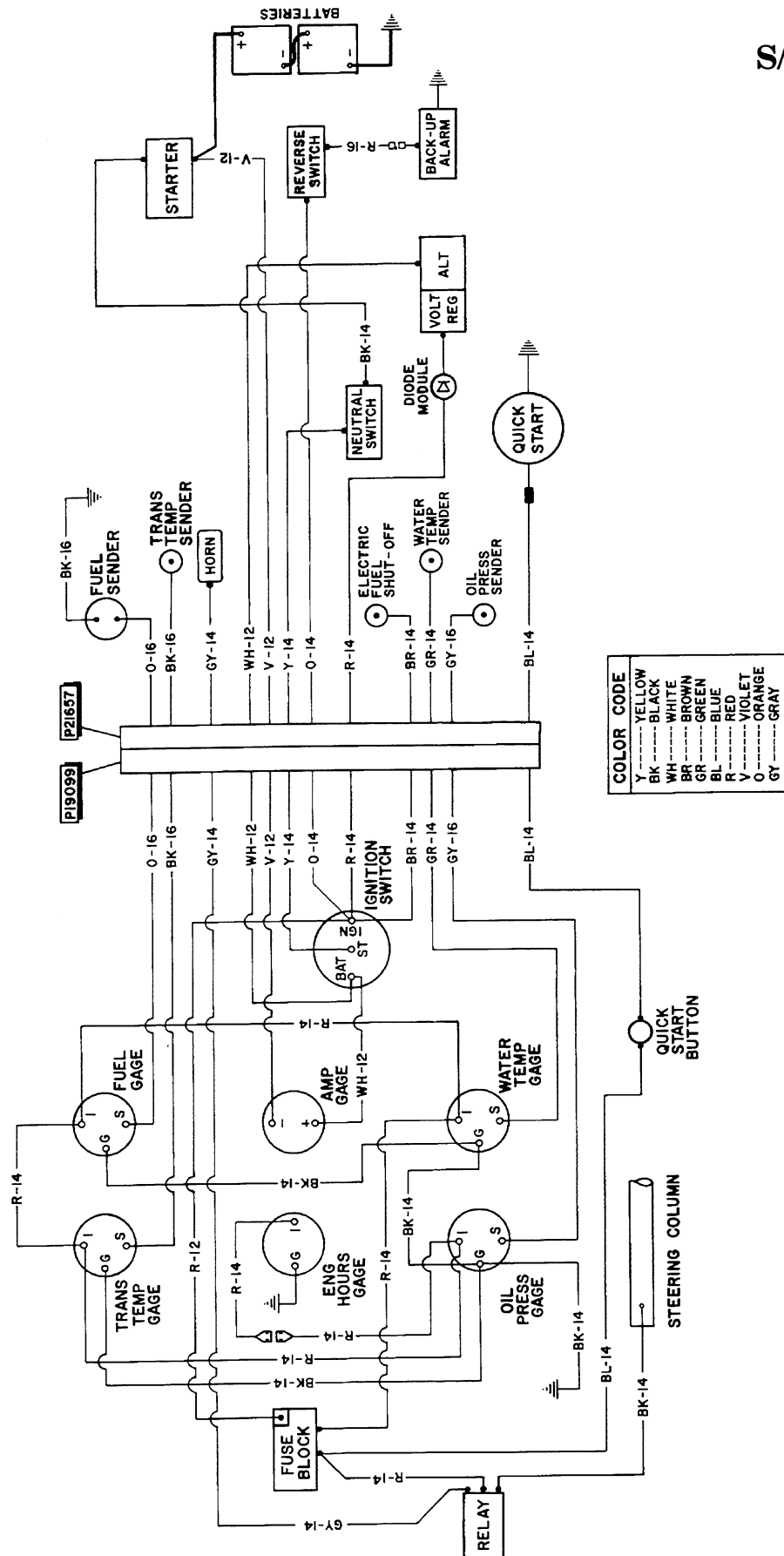


Figure 18397-3

S/N 1695 - 2076, 2078 - 2179

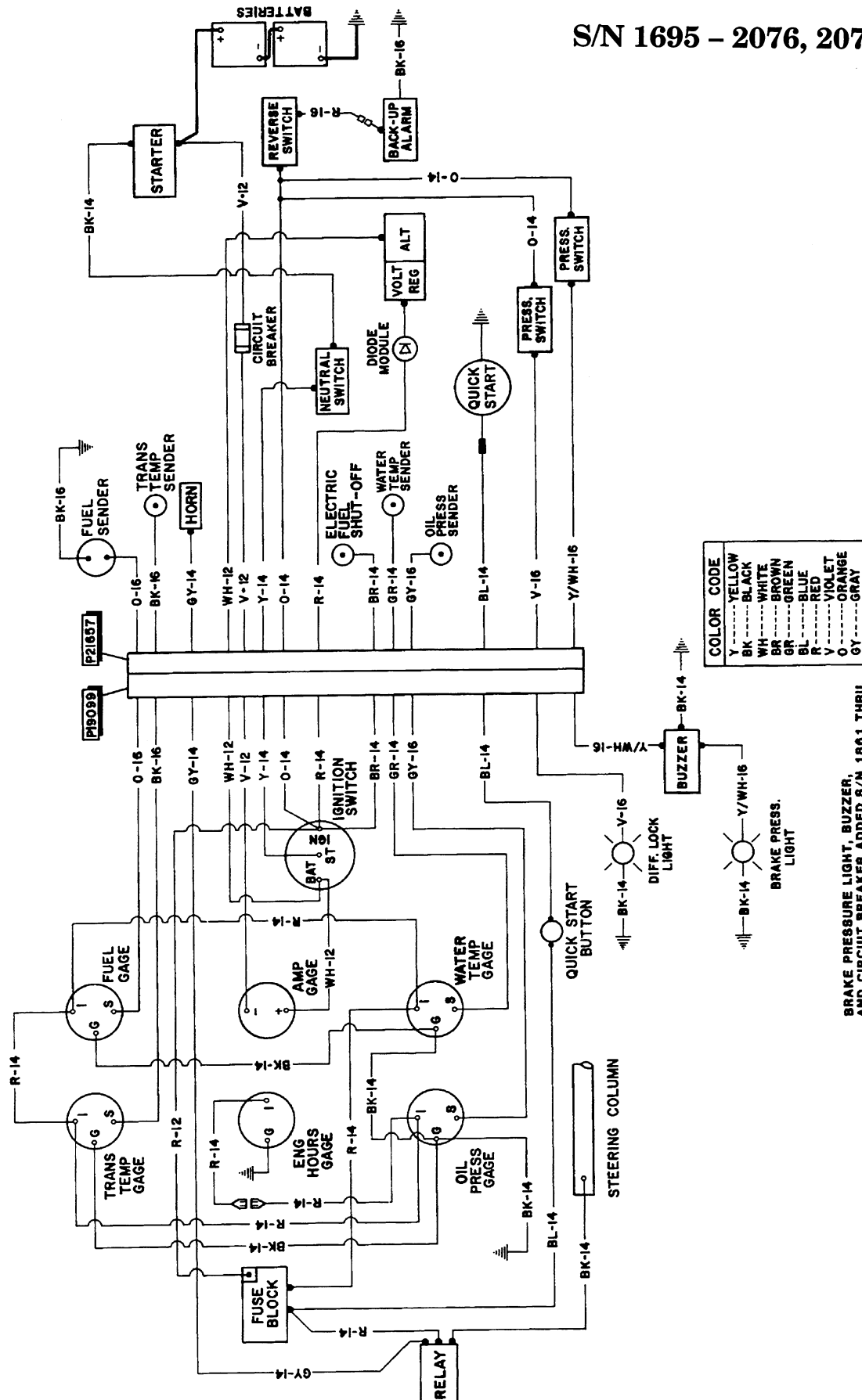
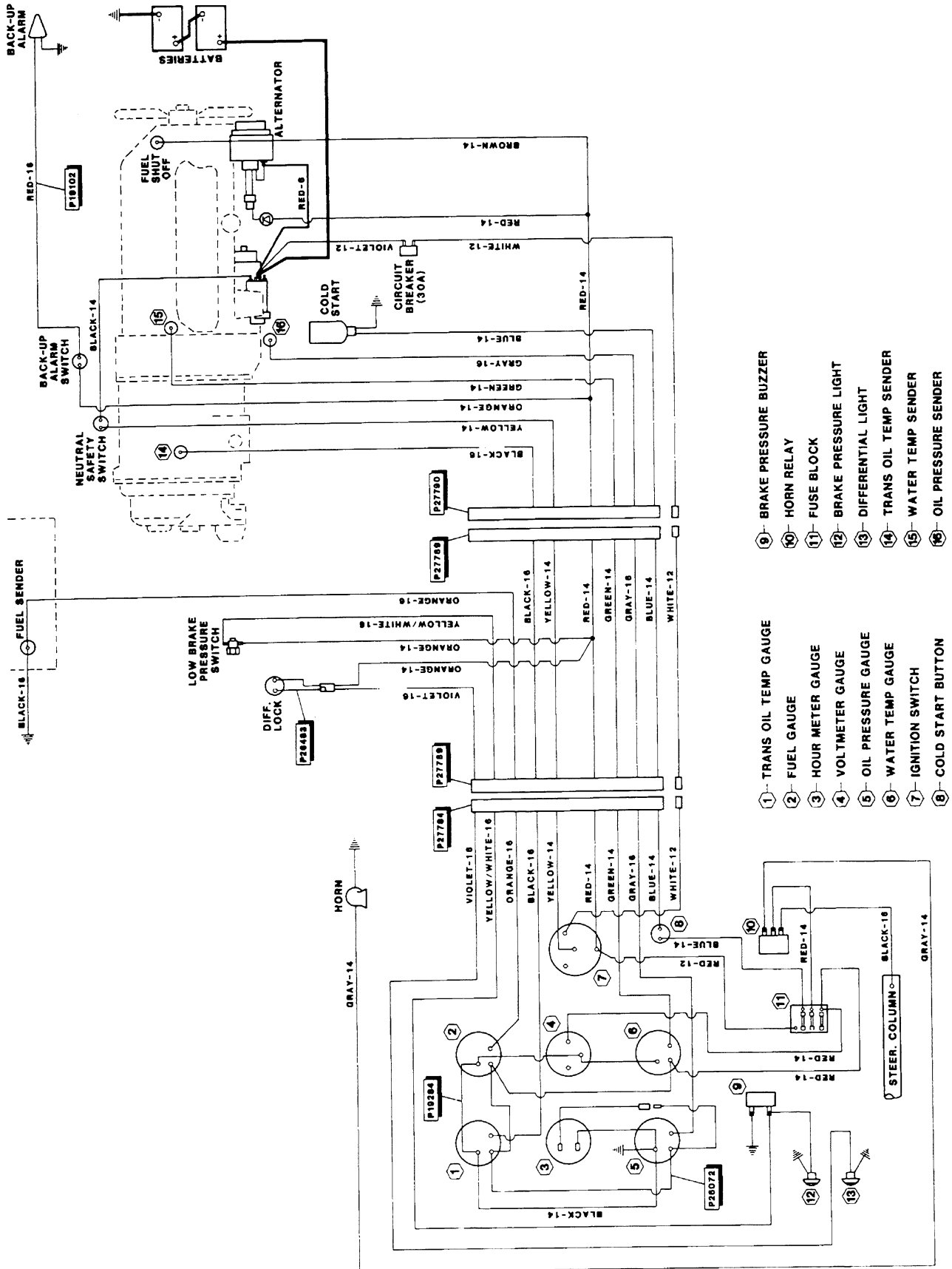


Figure 18397-4

**S/N 2077, 2180 – 2419**



### Figure 18397-5

S/N 2420 - 2783

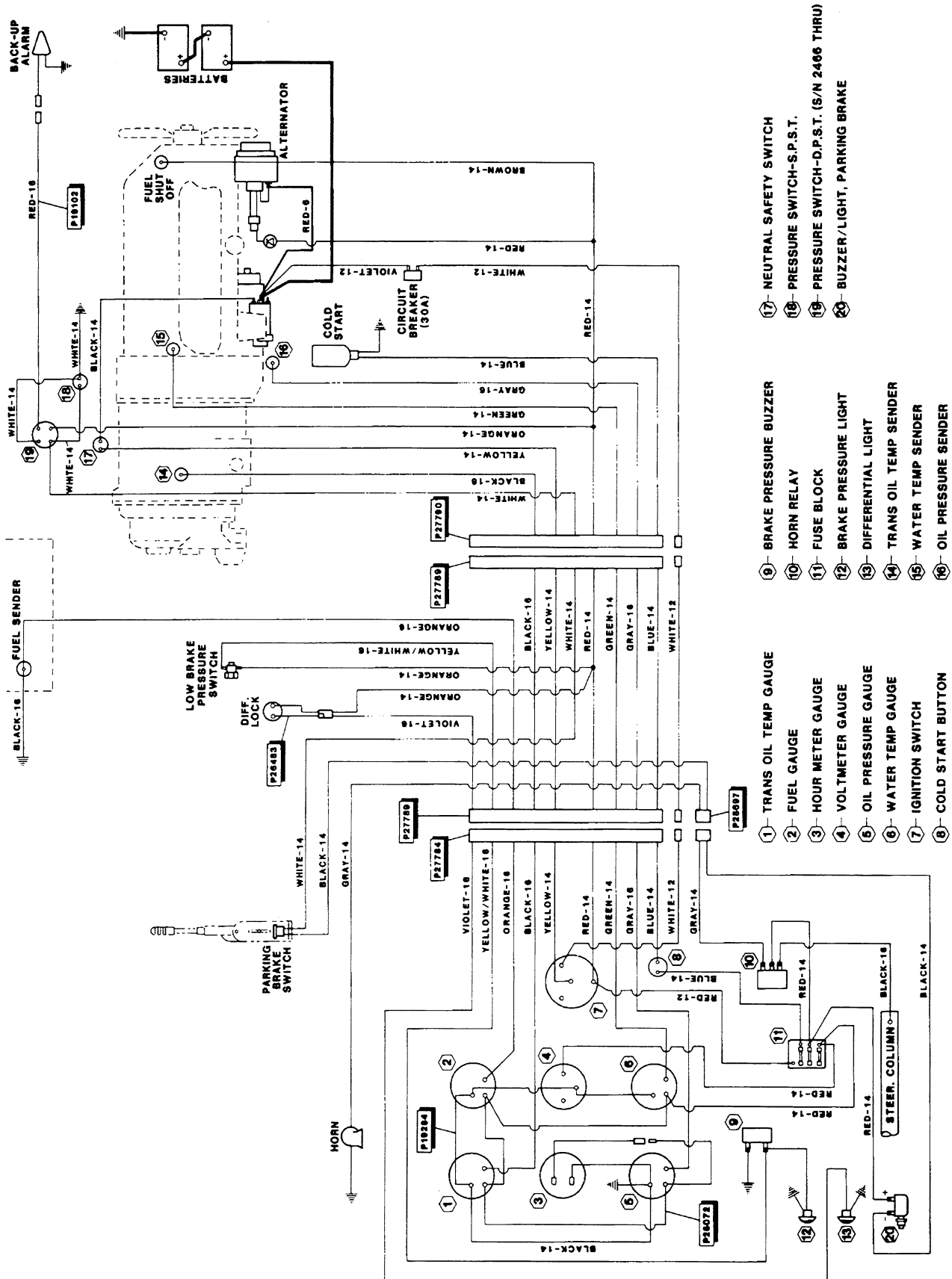


Figure 18397-6

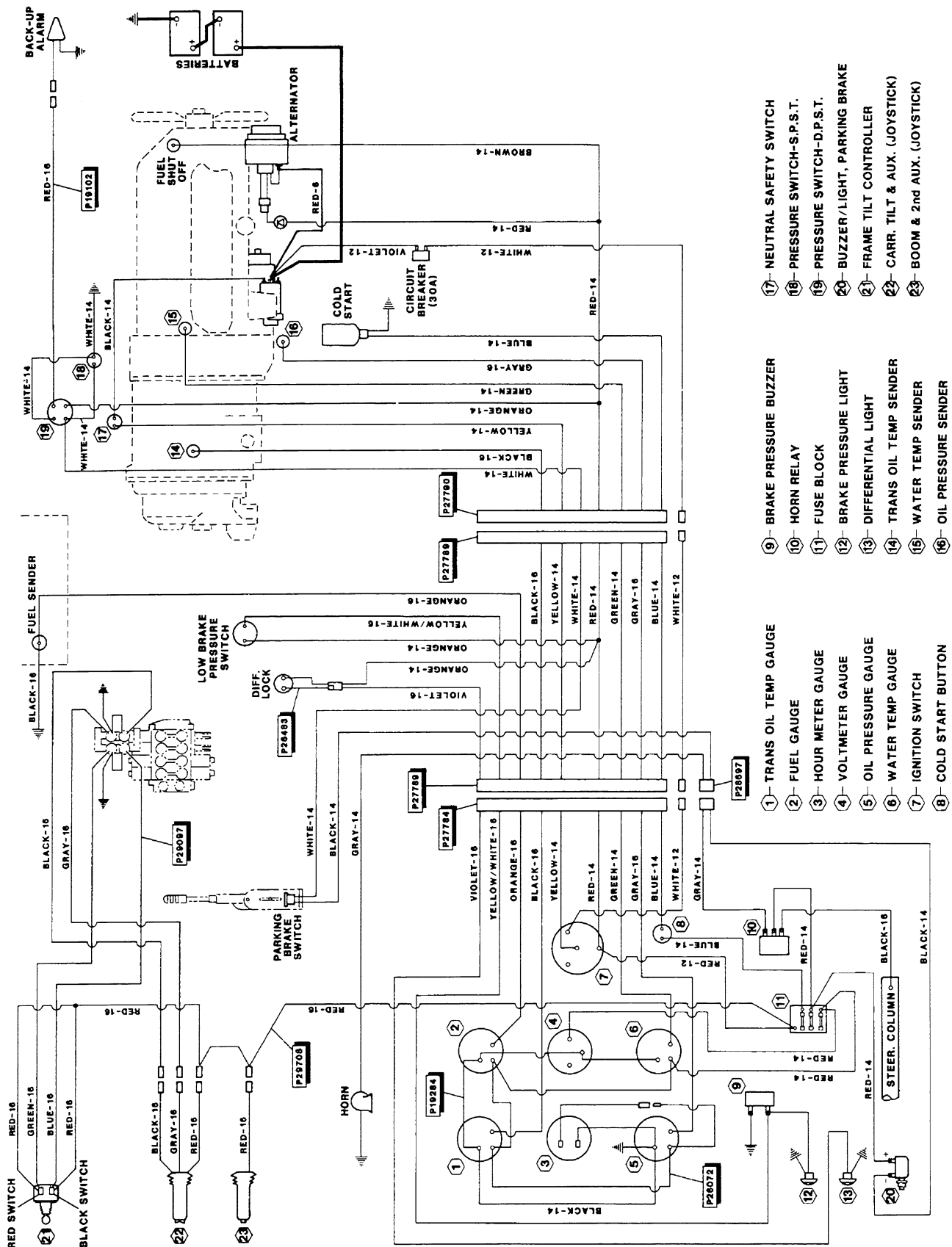


Figure 18397-7





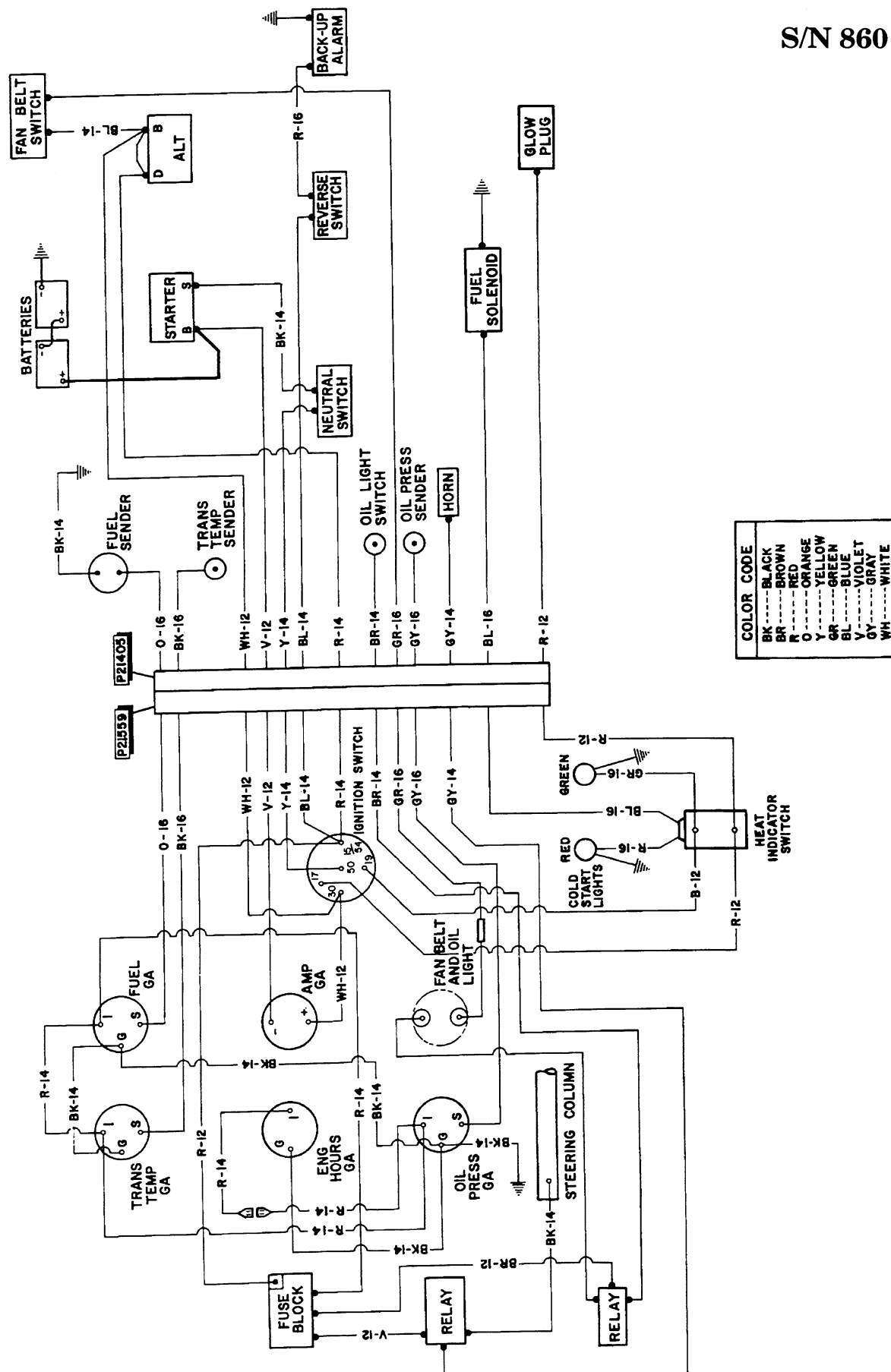


Figure 18398-1

# TABLE OF CONTENTS

<u>Group</u>	<u>Page</u>	<u>Group</u>	<u>Page</u>
INDEX .....	iii		
Decals .....	2		
Cab Assembly .....	6		
Cab Heater Assembly, Hot Water. ....	10		
Cab Heater Assembly, Diesel Fuel. ....	12		
Roadway Lighting Kit Assembly .....	14		
Work Light Kit Assembly. ....	16		
Load Sensing System Assembly. ....	18		
Load Sensor Assembly .....	20		
Winch Assembly. ....	22		
Side Panel Assembly .....	24		
Tire and Wheel Assemblies .....	26		
Fender Assembly .....	28		

# TABLE OF CONTENTS

## INDEX

<u>Title</u>	<u>Page</u>	<u>Title</u>	<u>Page</u>
Cab Assembly .....	6		
Cab Door .....	6		
Defroster Fan .....	6		
Latch, Door .....	8		
Window Assembly, Rear .....	6		
Window Assembly, Top .....	6		
Window Only, Door-Lower .....	8		
Window Only, Door-Upper .....	8		
Window Only, Rear .....	8		
Window Only, Side .....	8		
Window Only, Top .....	8		
Window Only, Windshield .....	8		
Window, Side .....	6		
Windshield Assembly .....	6		
Wiper Blade .....	6		
Wiper Motor .....	6		
Cab Heater Assembly, Diesel Fuel .....	12		
Filter, Fuel .....	12		
Fuel Pump, Electric .....	12		
Heater Unit .....	12		
Cab Heater Assembly, Hot Water .....	10		
Heater Assembly, Hot Water .....	10		
Heater Core .....	10		
Valve, Shut-Off .....	10		
Decals .....	2		
Fender Assembly .....	28		
Load Sensing System Assembly .....	18		
Load Sensor Assembly .....	20		
Seal Kit .....	20		
Roadway Lighting Kit Assembly .....	14		
Side Panel Assembly .....	24		
Tire and Wheel Assemblies .....	26		
Winch Assembly .....	22		
Motor, Winch .....	22		
Work Light Kit Assembly .....	16		

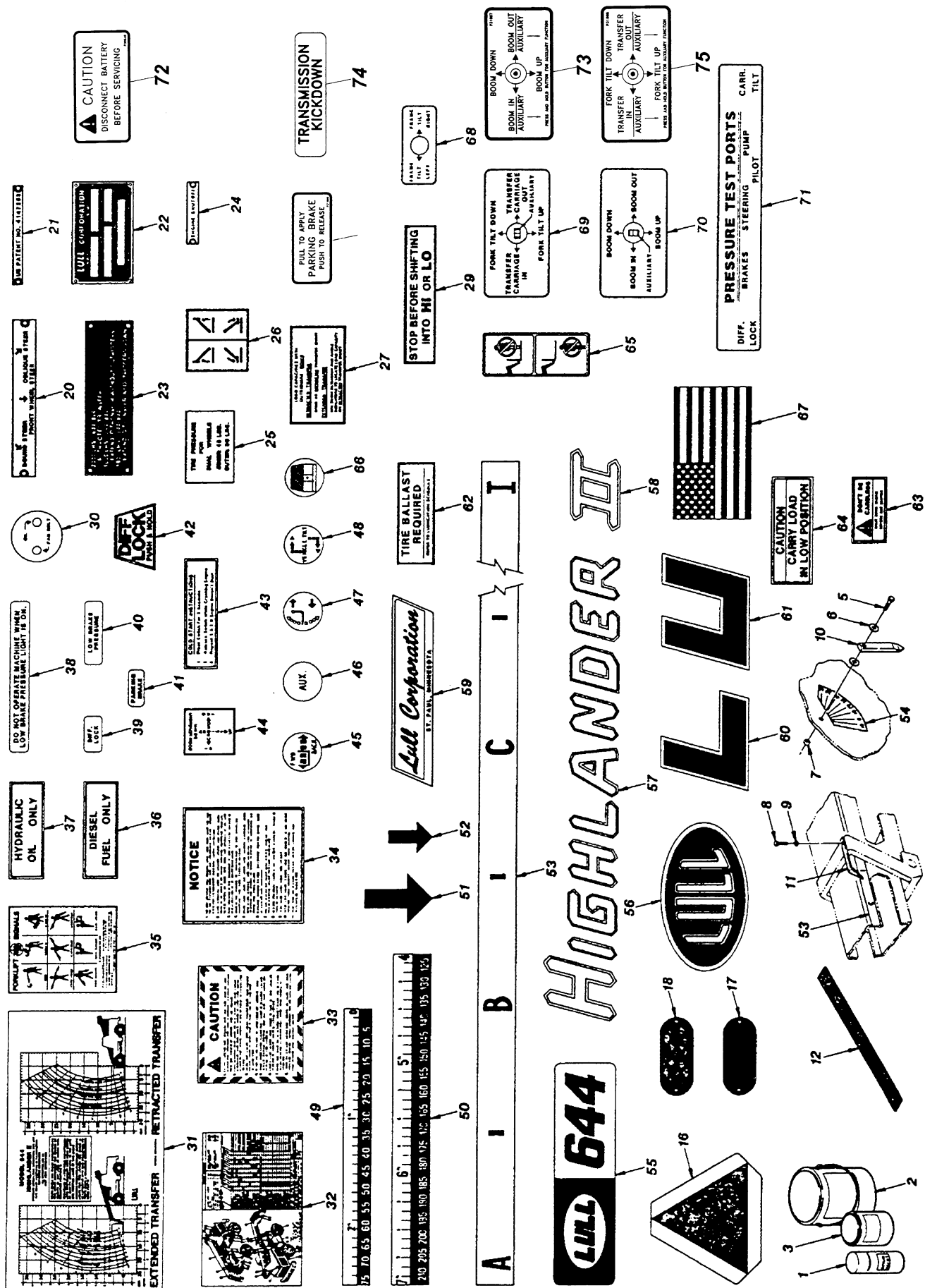
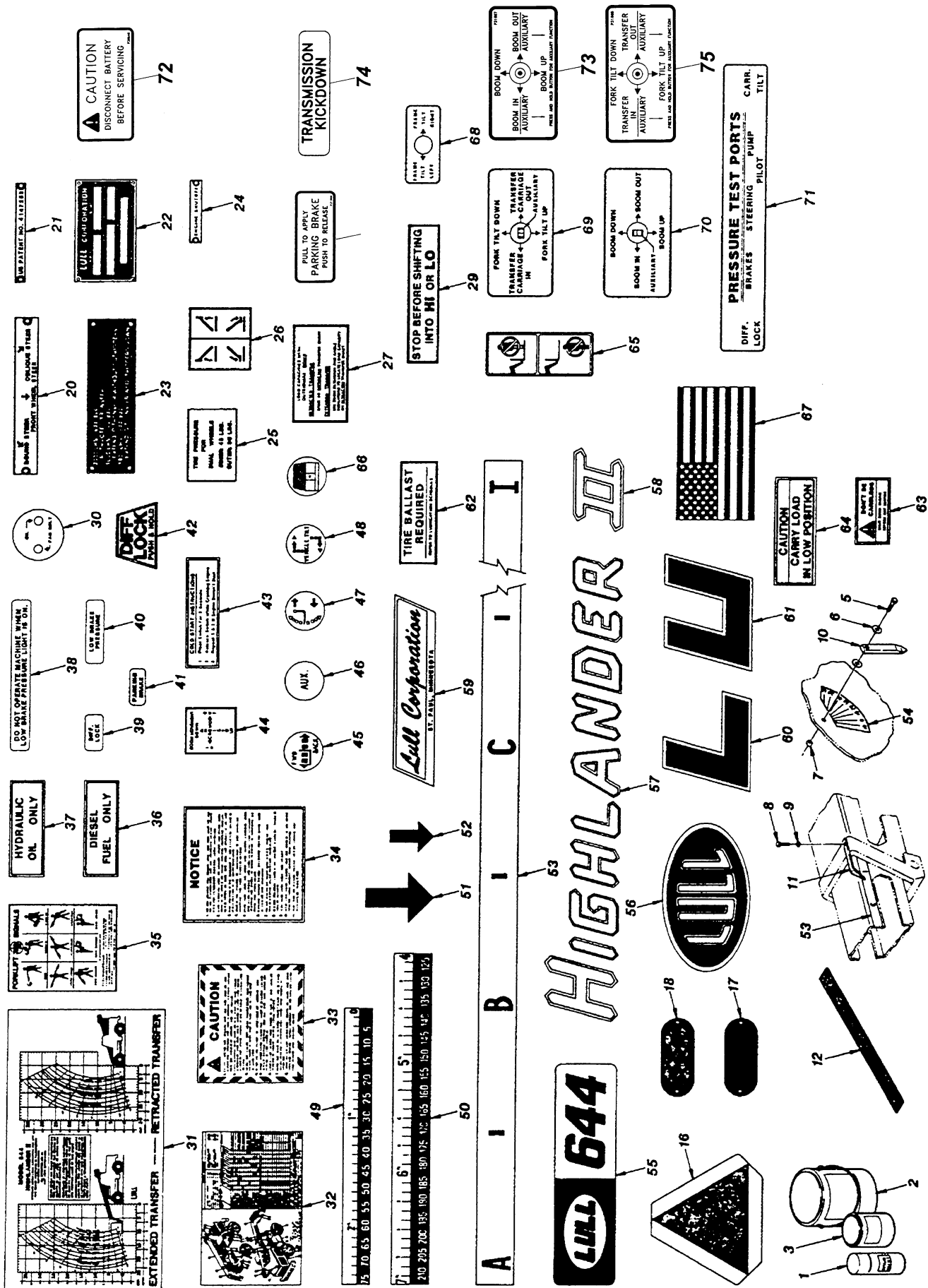


Figure 18365

## 18365 (1 of 2)

ITEM	PART NO.	DESCRIPTION	QTY.	SERIAL NO.	REMARKS
1	—	Orange Enamel Spray Paint	—	.....	Consult Factory
2	—	Orange Enamel Paint	—	.....	Consult Factory
3	—	Primer, Paint	—	.....	Consult Factory
4	N.L.A.	Thinner, Paint	—	.....	Obtain Locally
5	P00105	Bolt, Hx.	1	.....	5/16"-18 x 1 1/4"
6	P01403	Flatwasher	2	.....	5/16"
7	P01557	Jam Nut, Hx.	1	.....	5/16"-18
8	P00202	Bolt, Hx.	1	.....	3/8"-16 x 3/4"
9	P01310	Lockwasher	1	.....	3/8"
10	P26295	Pointer, Boom Angle Indicator	1	.....	
11	16306A	Pointer, Boom Extension	1	.....	
12	N12055	No - Slip Surfacing	1	.....	2" x 108" Roll
NI	P27610	Screw, Hx. Washer Hd.	2	.....	#10-24 x 1/2", Slow Moving Sign Mounting
NI	P01306	Lockwasher	2	.....	#10, Slow Moving Sign Mounting
NI	P01504	Nut, Hx.	2	.....	#10-24, Slow Moving Sign Mounting
16	P19841	Slow Moving Vehicle Sign	1	.....	
17	P18991	Reflector, Red	2	.....	
18	P18992	Reflector, Yellow	2	.....	
19	P15355	Drive Screw, Rd. Hd.	A/R	.....	#4 x 1/4"
20	P16629	Plate, Orbital Steering	1	.....	
21	P19792	Plate, U.S. Patent No.	1	.....	
22	N.L.A.	Plate, Serial Number	1	.....	
23	P24926	Plate, Truss Boom Capacity	1	.....	
24	P17720	Plate, Engine Shut Off	1	.....	Perkins and Deutz
25	P19786	Decal, Tire Pressure - Dual Wheels	1	.....	
26	P20432	Decal, Outrigger Movement	1	.....	
27	P20859	Decal, Outrigger Capacity	1	.....	
29	P20956	Decal, Stop, Hi - Lo Range	1	.....	Clark Transmissions
30	P19944	Decal, Oil and Fan Belt Warning	1	.....	Deutz
31	P20478	Decal, Load Chart	1	.....	
32	P25351	Decal, Lubrication Schedule	1	.....	
33	P26474	Plate, Caution	2	.....	Replaces P18814 Warning Decal
34	P26473	Decal, Notice	1	.....	Replaces P18814 Warning Decal
35	P21406	Decal, Fork Lift Signals	1	.....	
36	P25546	Decal, Diesel Fuel Only	1	.....	
37	P25545	Decal, Hydraulic Oil Only	1	.....	
38	P26787	Decal, Brake Pressure Warning	1	.....	
39	P26488	Decal, Diff. Lock - Light	1	.....	
40	P26784	Decal, Low Brake Pressure - Light	1	.....	
41	P28522	Decal, Parking Brake - Light	1	.....	

## DECALS & ACCESSORIES



### Figure 18365



## 18365 (2 of 2)

ITEM	PART NO.	DESCRIPTION	QTY.	SERIAL NO.	REMARKS
42	P25548	Decal, Diff. Lock - Foot Control	1	.....	
43	P26085	Decal, Cold Start Instructions	1	.....	Deere
44	P18836	Decal, Boom Movement	1	101 - 2783	Joystick
45	P18189	Decal, Transfer Control	1	101 - 2783	
46	P18190	Decal, Auxiliary Control	1	101 - 2783	
47	P18188	Decal, Carriage Tilt Control	1	101 - 2783	
48	P18818	Decal, Vehicle Tilt Control	1	101 - 2783	
49	P19073	Decal, Transfer Extension Indicator	1	.....	
50	P19072	Decal, Transfer Extension Indicator	1	.....	
51	P19071	Decal, Arrow - Large	1	.....	
52	P19070	Decal, Arrow - Small	1	.....	
53	P19074	Decal, Boom Extension Indicator	1	.....	
54	P18003	Decal, Boom Angle Indicator	1	.....	
55	P20955	Decal, Model 644	1	.....	
56	P17586	Decal, "LULL" Logo	1	.....	
57	P18184	Decal, "Highlander"	2	.....	
58	P20494	Decal, Roman Numeral II	2	.....	
59	P32633	Decal, Manufacture	1	4000 -	
	P17607	Decal, Manufacture	1	101 - 3999	
60	P18185	Decal, Letter "L"	9	.....	
61	P18186	Decal, Letter "U"	3	.....	
62	P27558	Decal, Tire Ballast Required	4	.....	
63	P24705	Decal, Don't Be Careless	2	.....	
64	P24704	Decal, Caution, Carry Load Low	1	.....	
65	P27585	Decal, Carriage Safety	2	.....	
66	P28523	Decal, Carriage Side Tilt Control	1	2555 - 2783	Optional Tilting Carriage, Replaces Item 46
67	P28781	Decal, American Flag	2	.....	
68	P29220	Decal, Frame Tilt Control	1	2784 -	
69	P29221	Decal, Transfer & Fork Tilt Control	1	2784 -	
70	P29222	Decal, Boom Movement Control	1	2784 -	
71	P28779	Decal, Pressure Test Ports	1	2784 -	
72	P30846	Decal, Disconnect Battery	1	.....	
73	P31667	Decal, Joystick Control	1	.....	
74	P31148	Decal, Transmission Kickdown	1	.....	
75	P31668	Decal, Trans. and Carriage	1	.....	
76	P31690	Decal, Parking Brake	1	.....	
NI	18796A	Decal Repl. Package	1	.....	Includes Items 31 - 67

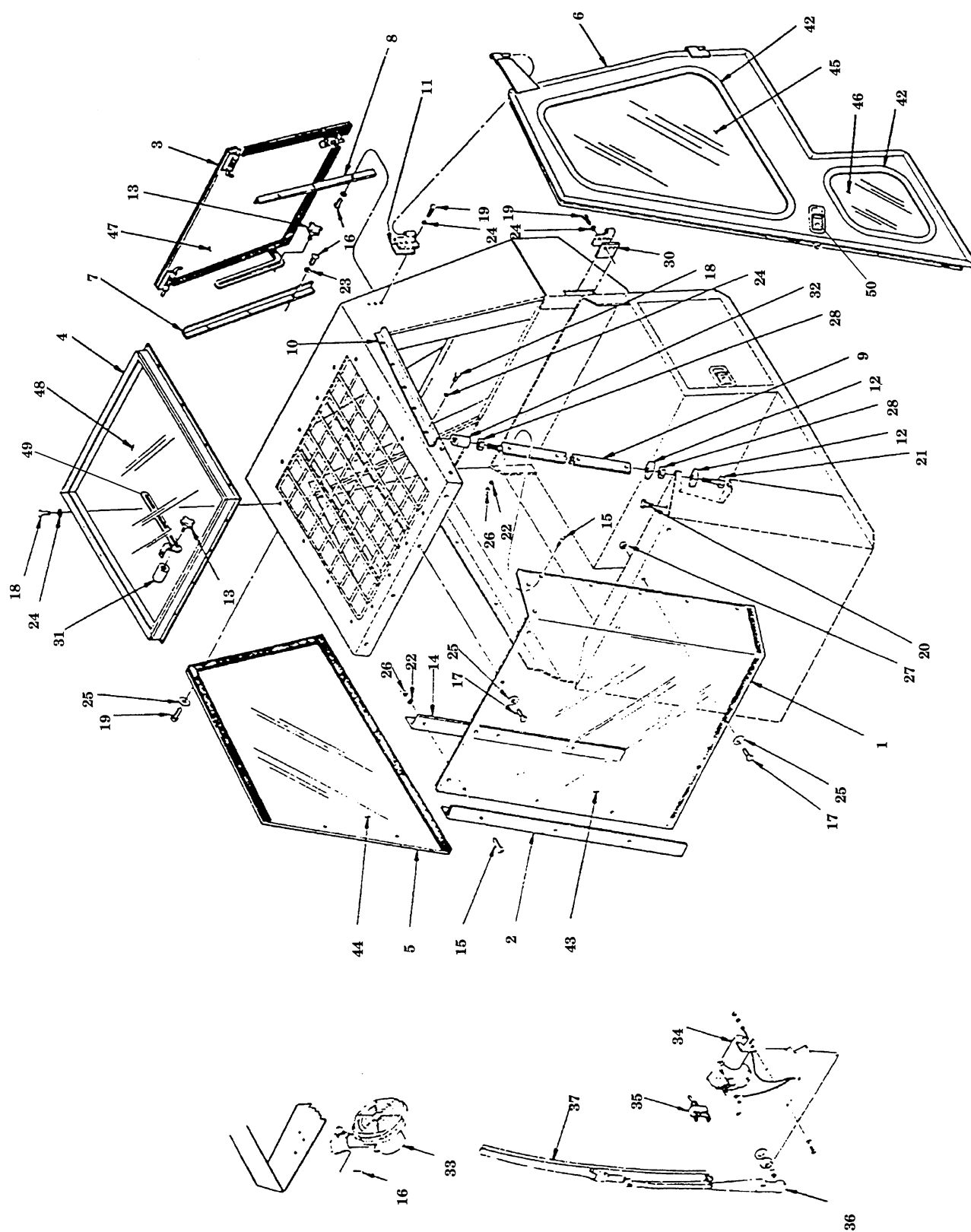


Figure 16851

## 16851 (1 of 2)

ITEM	PART NO.	DESCRIPTION	QTY.	SERIAL NO.	REMARKS
1	16480B	Windshield Assembly	1	.....	
2	16481B	Corner Mount, Outside	1	.....	
3	16482B	Window Assembly, Rear	1	.....	
4	16483C	Window Assembly, Top	1	.....	
5	16484B	Window, Side	1	.....	
6	16485B	Cab Door	1	.....	
7	16486A	Window Frame, R.H.	1	.....	
8	16487A	Window Frame, L.H.	1	.....	
9	16488B	Platform Support	1	.....	
10	16424B	Rain Gutter	1	.....	
11	16429A	Shim, Upper Door Hinge	1	.....	
12	P25347	Shim, Tapered	4	.....	
13	P19127	Hand Knob	2	.....	
14	N10711	Corner Mount, Inside	1	.....	
15	P02039	Screw, Rd. Hd.	10	.....	#8-32 x 1"
16	P02054	Screw, Rd. Hd.	6	.....	#10-24 x 1/2"
17	P03198	Screw, Button Hd.	12	.....	1/4"-20 x 1"
18	P00001	Bolt, Hx.	16	.....	1/4"-20 x 1/2"
	P25364	Rivet	A/R	.....	
19	P00003	Bolt, Hx.	14	.....	1/4"-20 x 3/4"
20	P00400	Bolt, Hx.	1	.....	1/2"-13 x 3/4"
21	P00408	Bolt, Hx.	1	.....	1/2"-13 x 2 1/2"
22	P01305	Lockwasher	10	.....	#8
23	P01306	Lockwasher	6	.....	#10
24	P01308	Lockwasher	27	.....	1/4"
25	P01402	Flatwasher	26	.....	1/4"
26	P01503	Nut, Hx.	10	.....	#8-32
27	P01506	Nut, Hx.	10	.....	1/4"-20
28	P01560	Jam Nut, Hx.	2	.....	1/2"-13
NI	N10853	Striker Plate	2	.....	
30	16414A	Mount, Lower Hinge	1	.....	
31	16423A	Boss, Hand Knob	1	.....	
32	16489A	Boss, Platform	1	.....	
33	P14059	Defroster Fan	-	.....	
34	P14058	Wiper Motor	-	.....	
35	P16620	Toggle Switch, Wipers	-	.....	
36	P16621	Wiper Arm	-	.....	
37	P16625	Wiper Blade	-	.....	
NI	P19196	Stick-Tite Sponge	-	.....	1/4" x 1" x 50'
NI	P19197	Stick-Tite Sponge	-	.....	1/2" x 1" x 50'
NI	P19198	Weather Stripping	-	.....	1/2" x 1" x 50'

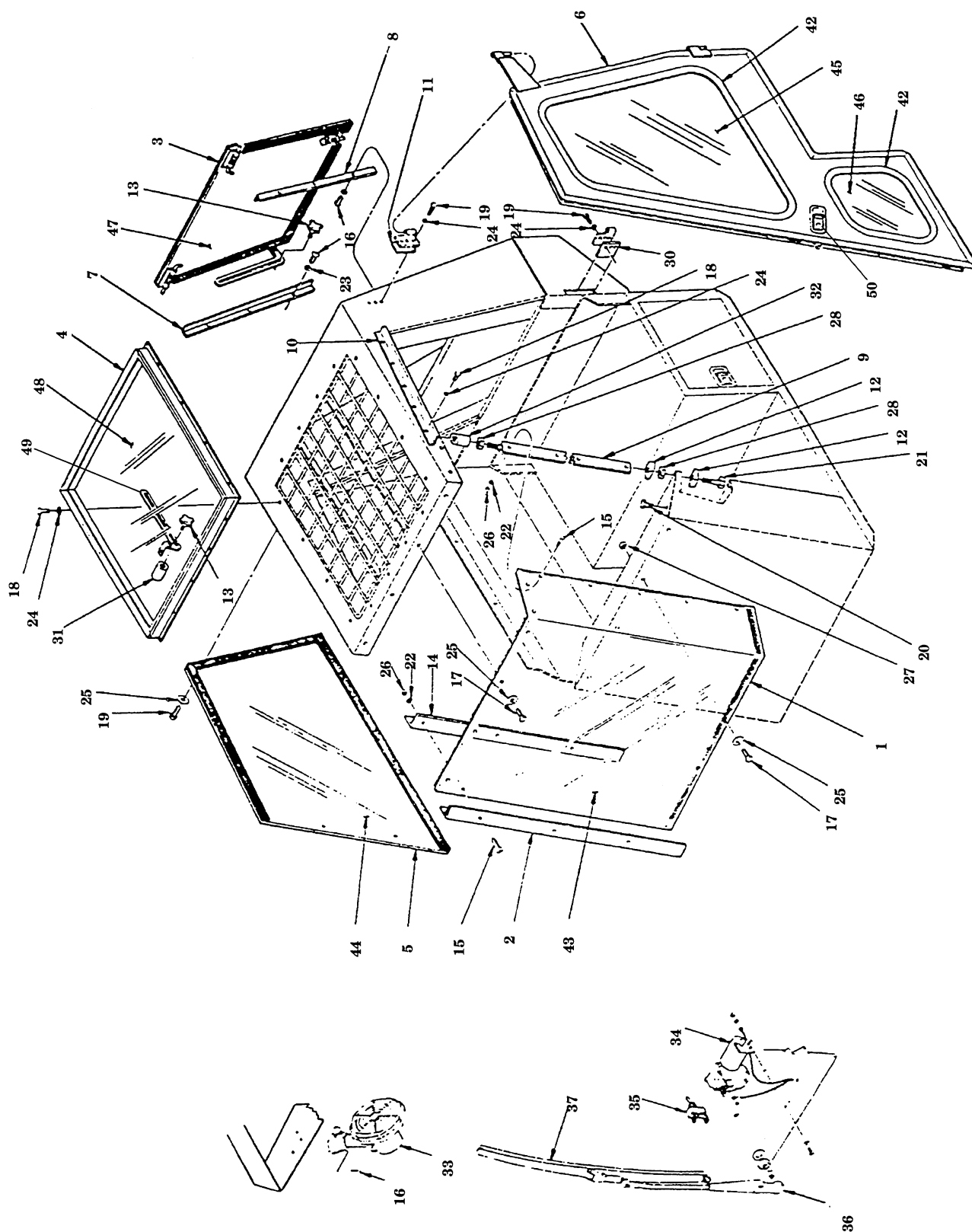


Figure 16851

## 16851 (2 of 2)

ITEM	PART NO.	DESCRIPTION	QTY	SERIAL NO.	REMARKS
NI	P19199	Weather Stripping	—	.....	2" x 2" x 10'
42	P19183	Mounting Extrusion	—	.....	
43	16388C	Window Only, Windshield	—	.....	
44	16389C	Window Only, Side	—	.....	
45	16390C	Window Only, Door-Upper	—	.....	
46	16391B	Window Only, Door-Lower	—	.....	
47	16392B	Window Only, Rear	—	.....	
48	16393B	Window Only, Top (Early Production)	—	.....	26" x 26 1/2"
	17047B	Window Only, Top	—	.....	27 1/2" x 27 1/2"
49	16395B	Window Stay	1	.....	
50	P26746	Latch, Door	1	.....	
NI	16439B	Installation Drawing	—	.....	

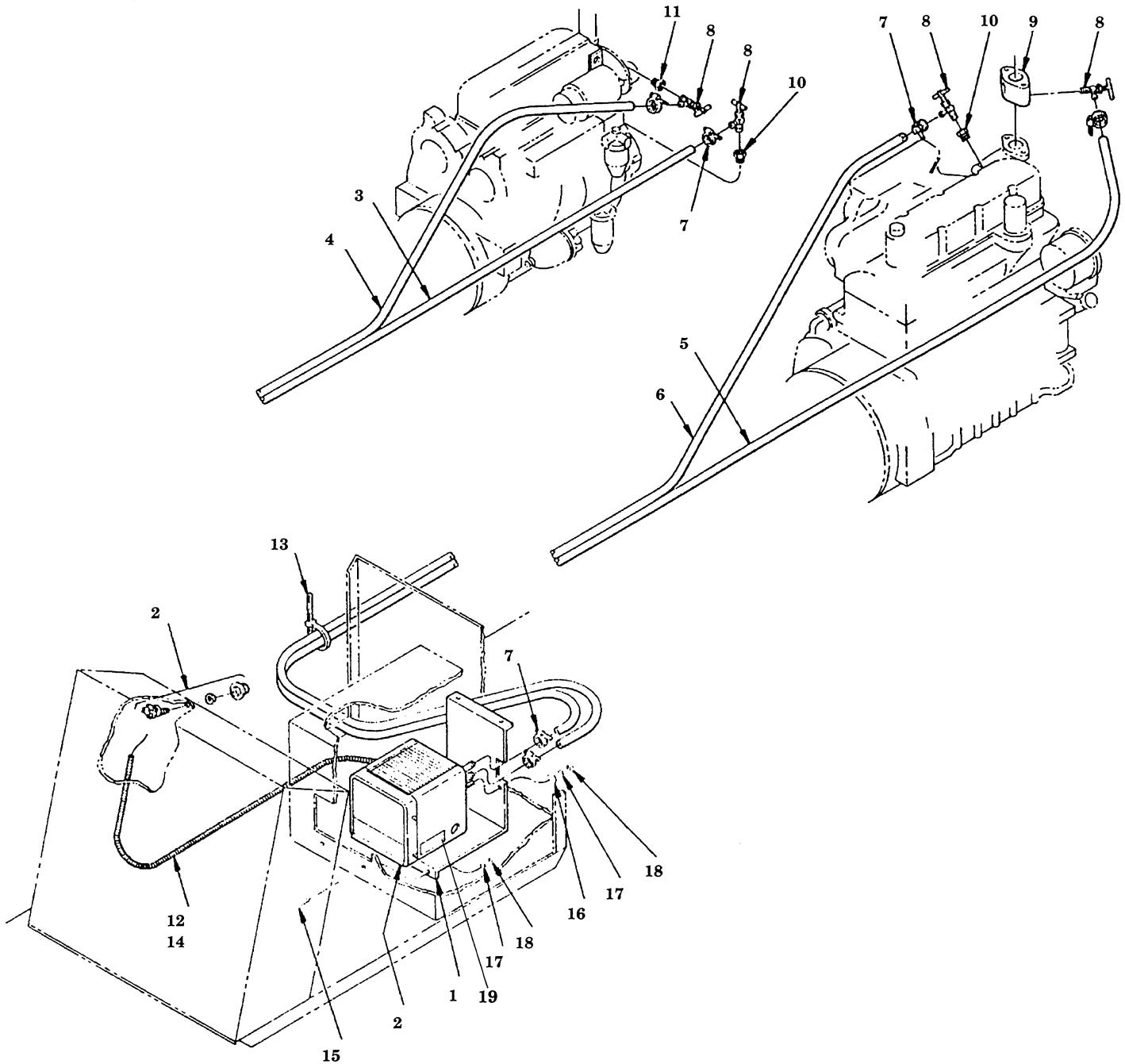
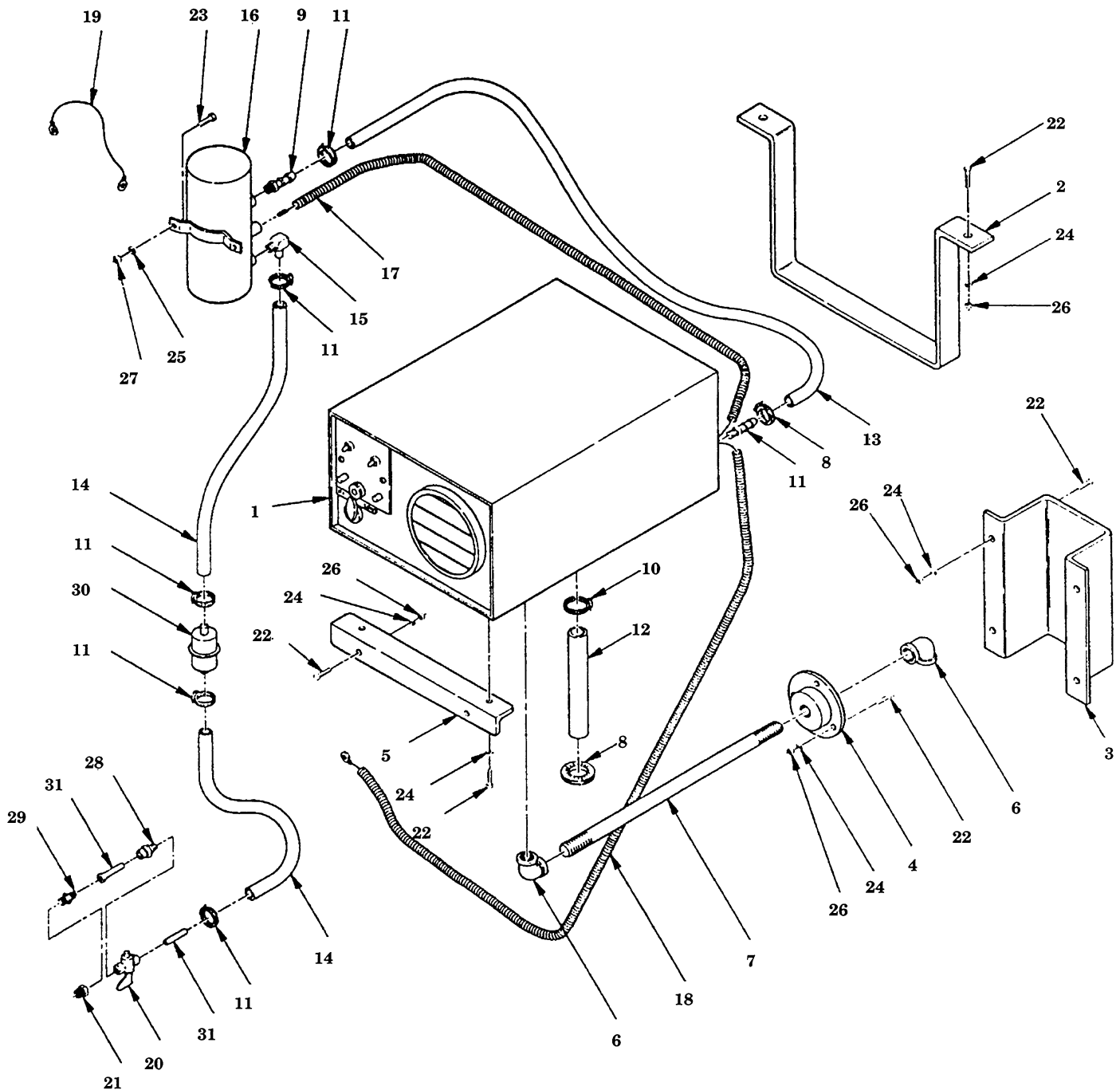


Figure 16852

## 16852

ITEM	PART NO.	DESCRIPTION	QTY.	SERIAL NO.	REMARKS
1	16422C	Mounting Panel, Heater	1	.....	
2	P12390	Heater Assembly, Hot Water	1	.....	Includes Switch and Item 8
3	N11402	Heater Hose	1	.....	5/8" x 89", Detroit
4	N11404	Heater Hose	1	.....	5/8" x 101", Detroit
5	N11403	Heater Hose	1	.....	5/8" x 98", Deere
6	N11405	Heater Hose	1	.....	5/8" x 108", Deere
7	P10186	Clamp, Hose	4	.....	
8	P23266	Valve, Shut-Off	2	.....	
9	18412B	Housing Extension	1	.....	Deere, Replaces Standard Equip.
10	P10120	Bushing, Reducer	1	.....	
11	P10181	Bushing, Reducer	1	.....	Detroit
12	P17989	Ty-Rap	3	.....	
13	P16724	Loom	60"	.....	
14	—	Wire, Electrical	60"	.....	14 GA.
15	P00204	Bolt, Hx.	4	.....	3/8"-16 x 1"
16	P01404	Flatwasher	3	.....	3/8"
17	P01310	Lockwasher	7	.....	3/8"
18	P01508	Nut, Hx.	7	.....	3/8"-16
19	P30022	Heater Core	1	.....	



**Figure 16853**



16853

ITEM	PART NO.	DESCRIPTION	QTY	SERIAL NO.	REMARKS
1	P21598	Heater Unit	1	.....	
2	18589B	Hanger	1	.....	
3	18588B	Shield, Exhaust	1	.....	
4	P21671	Insulator, Exhaust	1	.....	
5	18590A	Bracket, Support	1	.....	
6	P10130	90° Elbow, Pipe	2	.....	
7	18592A	Pipe, Exhaust	1	.....	
8	17301C-1	Grommet	1	.....	
9	P21670	Adapter, Hose	2	.....	
10	P10601	Clamp, Hose	1	.....	
11	P13613	Clamp, Hose	6	.....	
12	P21698	Hose	1	.....	1" x 7-1/2"
13	P17210	Hose	1	.....	1/4" x 65"
14	P17210	Hose	2	.....	1/4" x 16"
15	P21669	Hose Adapter, 90°	1	.....	
16	P21597	Fuel Pump, Electric	1	.....	
17	18594-1B	Wire	1	.....	14 GA Red x 66"
18	18594-2B	Wire	1	.....	12 GA. Red x 80"
19	18594-3B	Wire	1	.....	12 GA Black x 8"
20	P21558	Shut-Off Cock	1	.....	
21	P10693	Bushing, Reducer	1	.....	
22	P00003	Bolt, Hx.	13	.....	1/4"-20 x 3/4"
23	P00104	Bolt, Hx.	2	.....	5/16"-18 x 1"
24	P01308	Lockwasher	13	.....	1/4"
25	P01309	Lockwasher	2	.....	5/16"
26	P01506	Nut, Hx.	11	.....	1/4"-20
27	P01507	Nut, Hx.	2	.....	5/16"-18
28	P15310	45° Flare Nut	1	.....	
29	P15429	Connector	1	.....	
30	P15267	Filter, Fuel	1	.....	
31	N11416	Adapter, Tube	2	.....	

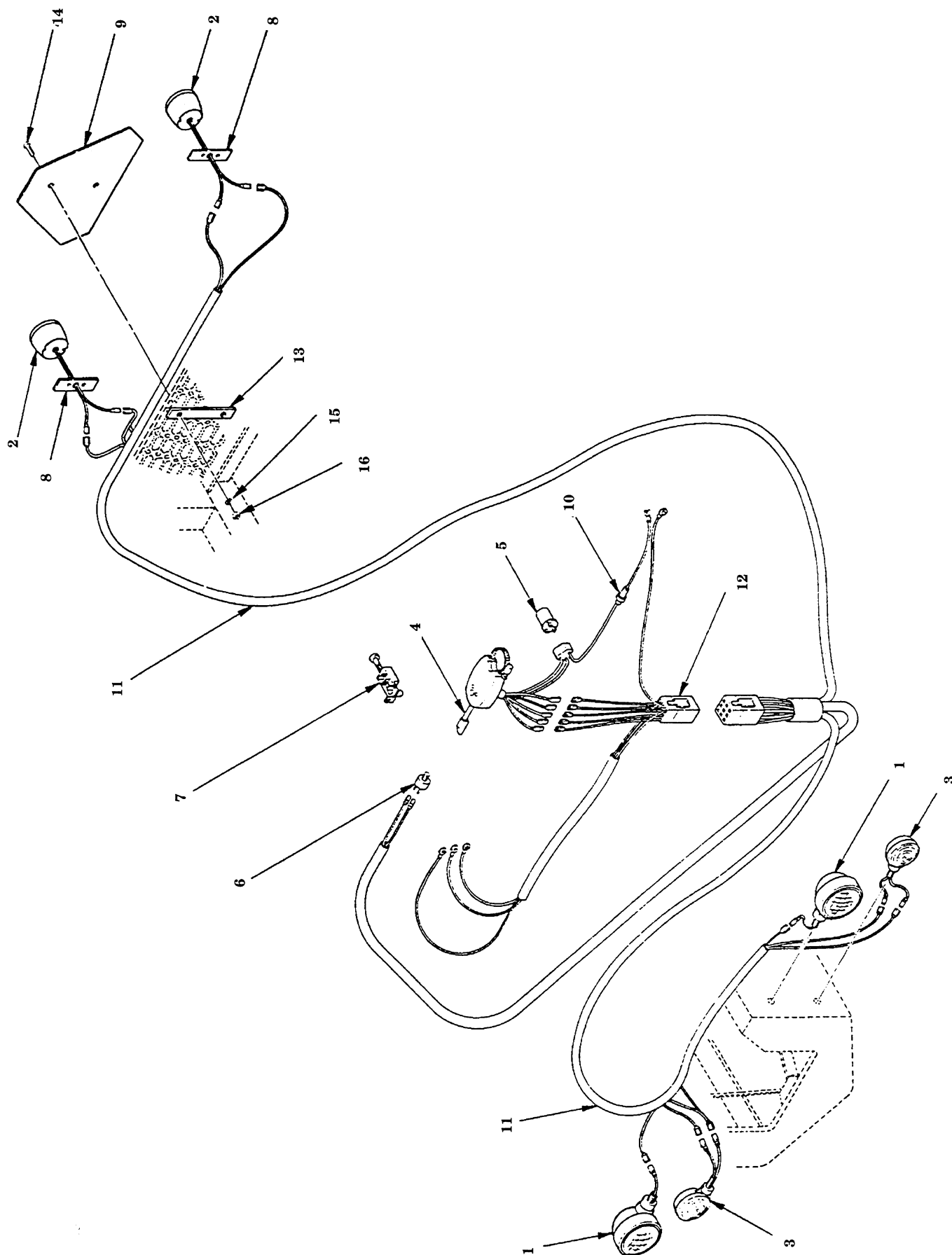
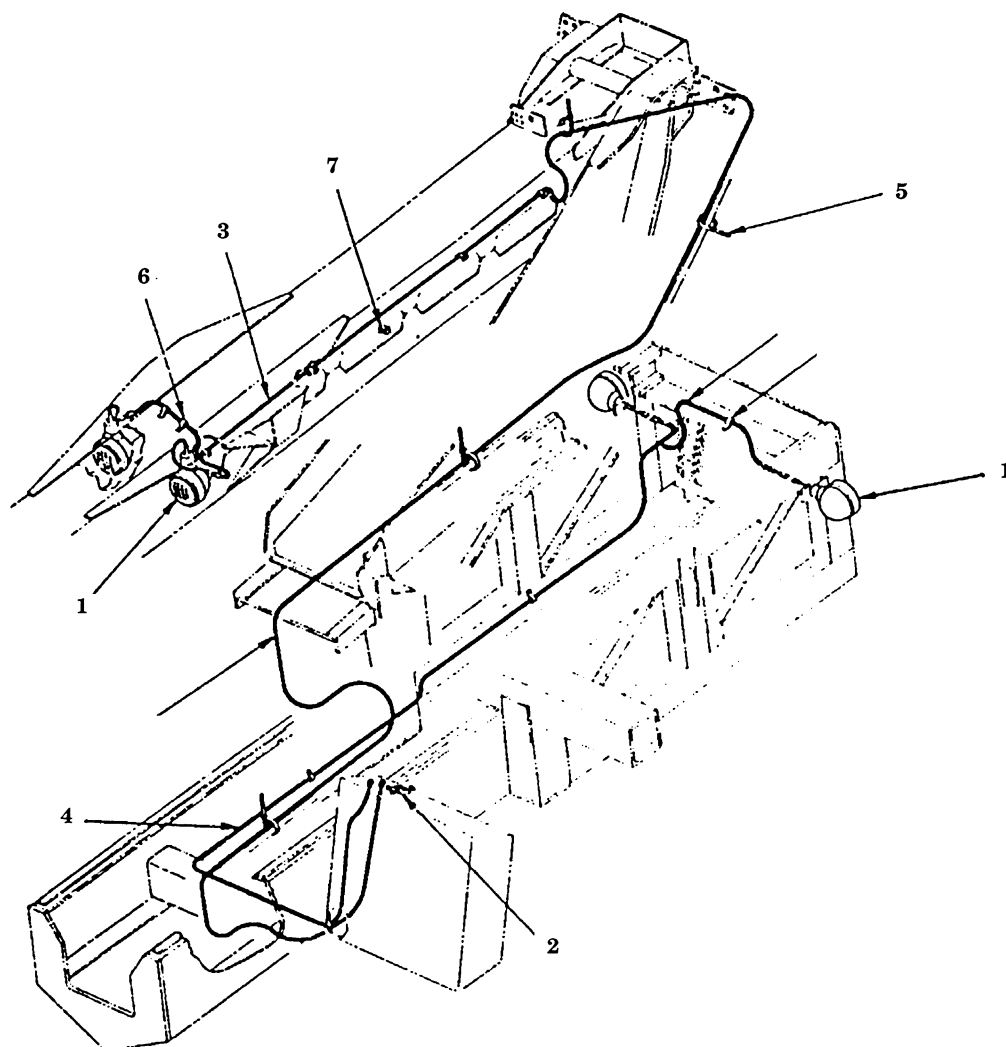


Figure 16854

16854

ITEM	PART NO.	DESCRIPTION	QTY	SERIAL NO.	REMARKS
1	P20280	Headlight	2	.....	
2	P19260	Light, Indicator	2	.....	Rear
3	P19189	Light, Indicator	2	.....	Front
4	P19191	Indicator, Turn Signal	1	.....	
5	P19190	Flasher	1	.....	3 - Prong
6	P19193	Switch, Brake Pressure	1	.....	
7	P19192	Switch, Light On-Off	1	.....	
8	16593A	Washer, Backing	2	.....	
9	P19841	Sign, Slow Moving	1	.....	
10	P19104	Fuse	-	.....	SFE 20 amp
11	P19740	Harness, Lights	1	.....	
12	P199741	Harness, Turn Signal	1	.....	
13	16594A	Washer, Backing	1	.....	
14	P02135	Screw, Rd. Hd.	2	.....	1/4"-20 x 1-1/2"
15	P01308	Lockwasher	2	.....	1/4"
16	P01506	Nut, Hx.	2	.....	1/4"-20



**Figure 16855**

16855

ITEM	PART NO.	DESCRIPTION	QTY.	SERIAL NO.	REMARKS
1	P20280	Headlight	4	.....	
2	P19192	Light On-Off Switch	1	.....	
3	17005B	Harness, Boom Lights	1	.....	
4	17006B	Harness, Frame Lights	1	.....	
5	P17989	Ty-Rap	12	.....	
6	P16658	Welding Clip	12	.....	
7	16683A	Push On Wire Clip	10	.....	

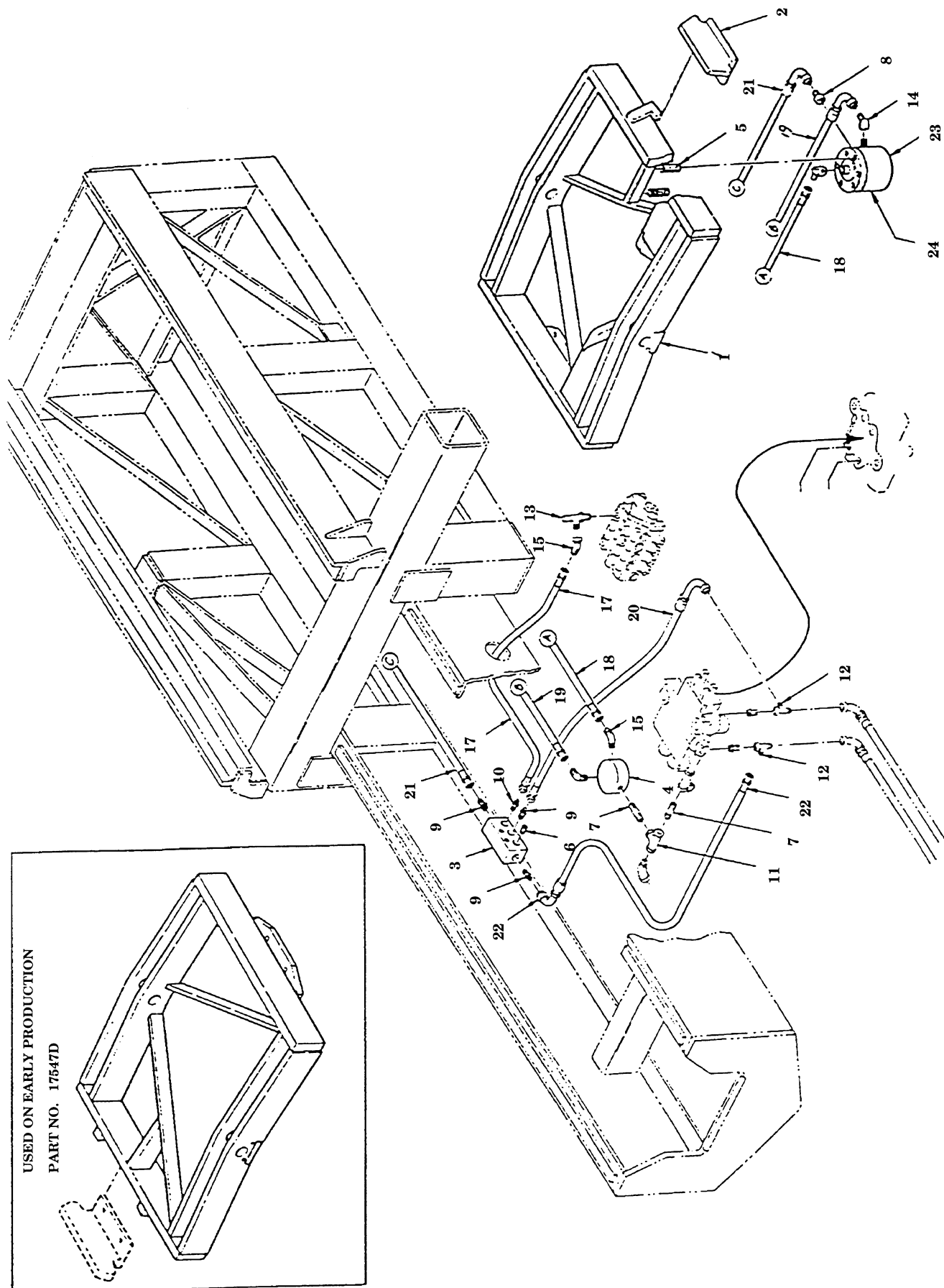


Figure 16860

## 16860

ITEM	PART NO.	DESCRIPTION	QTY.	SERIAL NO.	REMARKS
1	21598D	Oscillation Frame	1	823 –	Replaces Standard Equip.
	17520D	Oscillation Frame	1	553 – 822	Replaces Standard Equip.
	17547D	Oscillation Frame	1	101 – 552	Replaces Standard Equip.
2	21605B	Bolster Foot	1	823 –	
	17517B	Bolster Foot	1	101 – 822	
3	P21871	Block Manifold	1	.....	
4	P21874	Y-Manifold	1	.....	
5	P21784	Spring	2	.....	
6	P10740	Plug, Pipe	1	.....	
7	P10830	Nipple, Long	2	.....	
8	P17791	Adapter	1	.....	
9	P17804	Connector, Male	3	.....	
10	P19805	Connector, Male	1	.....	
11	P10173	Tee, Pipe	1	.....	
12	P19804	Tee, Swivel	2	.....	
13C	P18928	Tee, O-Ring	1	.....	
14	P19806	45° Elbow	2	.....	
15	P19807	45° Elbow	2	.....	
16	P19423	45° Elbow, Swivel	1	.....	
17	P18088	Hyd. Hose	1	.....	.50" x 50"
18	P18097	Hyd. Hose	1	.....	.50" x 92"
19	P18098	Hyd. Hose	1	.....	.50" x 104"
20	P18090	Hyd. Hose	1	.....	.75" x 33"
21	P18099	Hyd. Hose	1	.....	.75" x 106"
22	P21358	Hyd. Hose	1	.....	.75" x 28"
23	17501C	Load Sensor	1	.....	
NI	P21870	Locating Washer, Axle	1	.....	

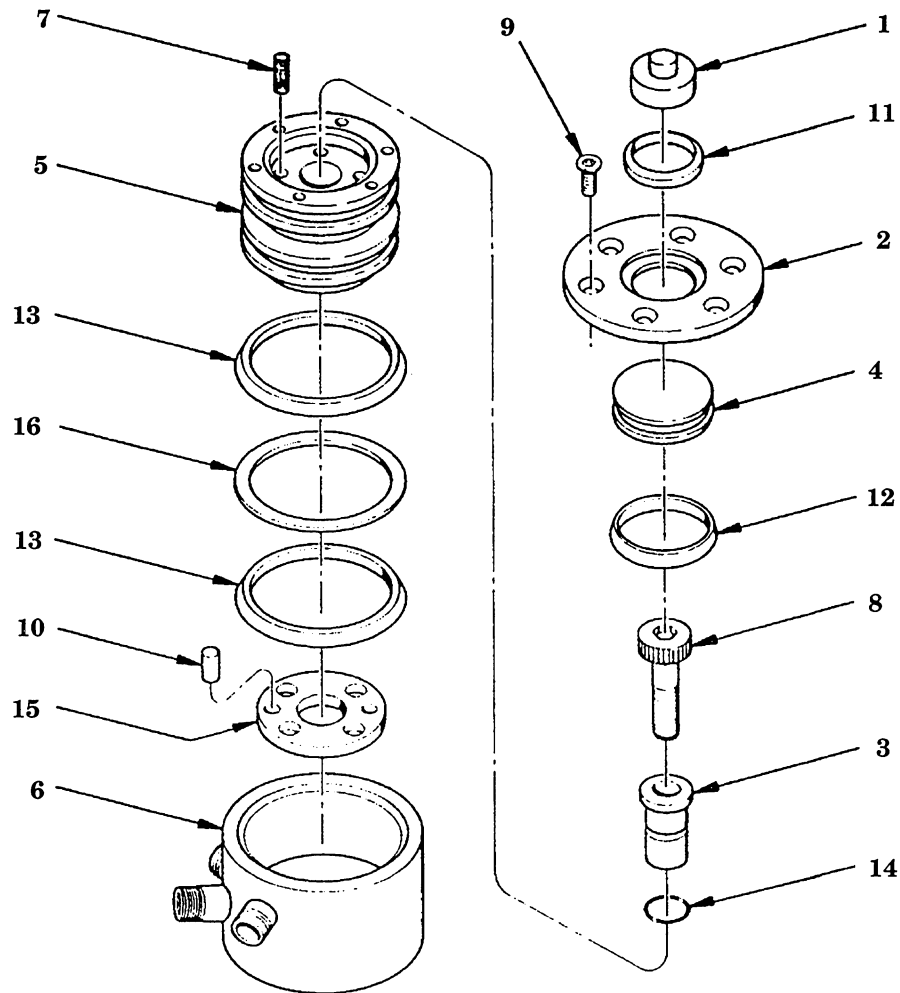


Figure 16859



16859

ITEM	PART NO.	DESCRIPTION	QTY	SERIAL NO.	REMARKS
1	P21862	Shim Block	—	.....	.50" (Under)
	P21863	Shim Block	—	.....	.56" (Std.)
	P21864	Shim Block	—	.....	.62" (Over)
2	P21865	Cover	1	.....	
3	P21866	Bushing	1	.....	
4	P21867	Wear Take-Up	1	.....	
5	P21868	Piston	1	.....	
6	P21869	Housing	1	.....	
7	P21713	Spring	4	.....	
8	P21717	Bolt	1	.....	Self-Lock
9	P21718	Screw	6	.....	Self-Lock
10	—	Dowel Pin	2	.....	1/4" x 3/4"
11	P21714	Wiper	1	.....	
12	P21715	Seal	1	.....	
13	P21716	Seal	2	.....	
14	P21734	O-Ring	1	.....	
15	P21755	Seal, Bed	1	.....	
16	P21756	Back-Up Ring	1	.....	
NI	17549A	Seal Kit	1	.....	Includes Items 11-16

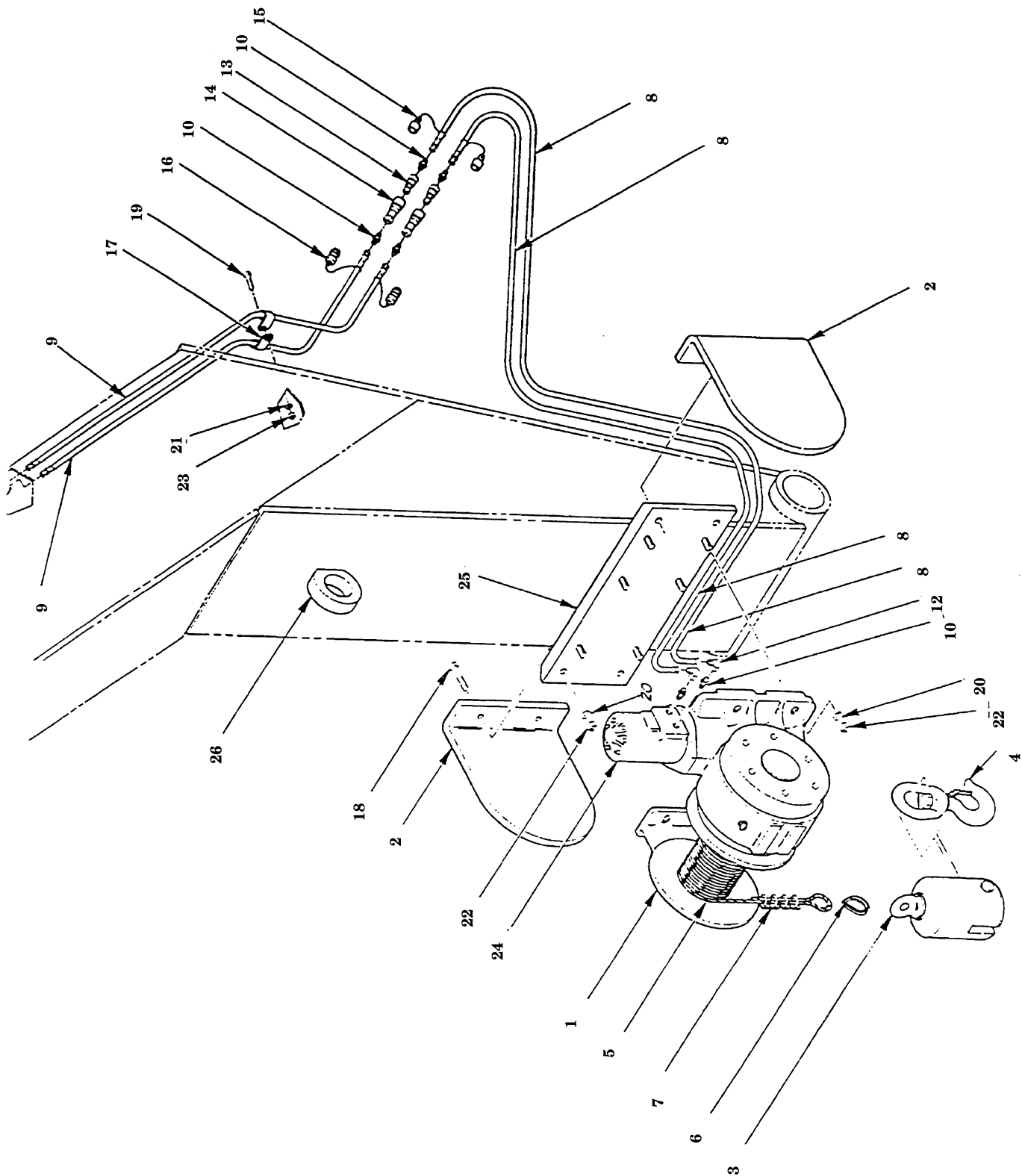


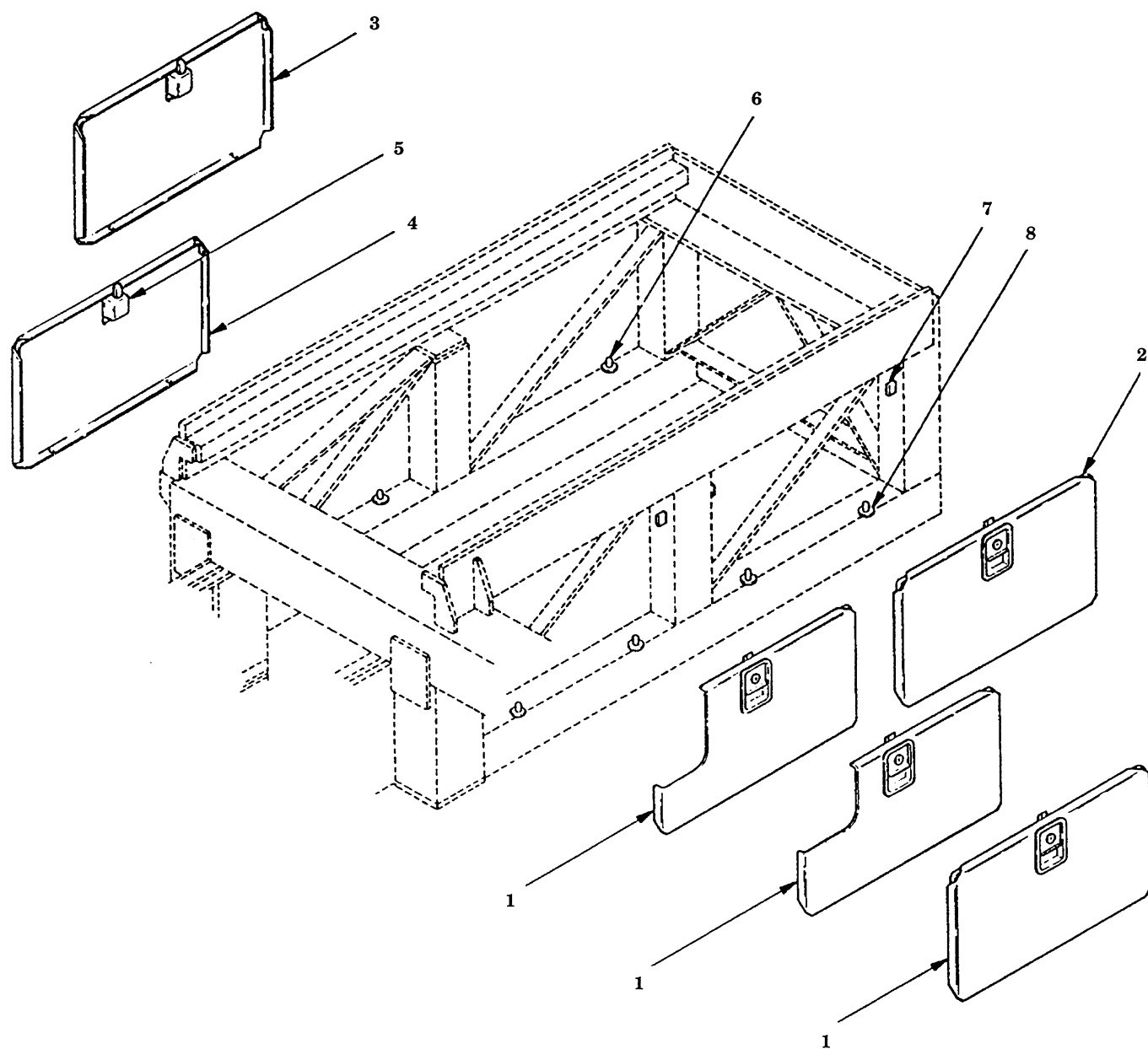
Figure 16861

## 16861

ITEM	PART NO.	DESCRIPTION	QTY.	SERIAL NO.	REMARKS
—	16861	Winch Assembly	—	.....	Includes Items 1–26
1	P21551	Hydraulic Winch	1	.....	Includes Item 24
2	17957B	Guard	2	.....	
3	17955B	Weight, Cable Tension	1	.....	Includes Item 4
4	P21552	Hook, Swivel	s	.....	
5	N11410	Wire Rope	1	.....	.38" Dia.
6	P21556	Thimble	1	.....	
7	P21557	Clip	4	.....	
8	P23853	Hyd. Hose	2	.....	.50" x 26" ❶
9	P18103	Hyd. Hose	2	.....	.50" x 26" ❶
10	P18933	Connector, Male	6	.....	
12	P21579	90° Elbow, Swivel	2	.....	
13	P11353	Quick Coupler, Male	2	.....	
14	P11354	Quick Coupler, Female	2-	.....	
15	P10325	Cap, Dust	2	.....	
16	P10326	Plug, Dust	2	.....	
17	P17553	Clamp, Hyd. Hose	2	.....	
18	P00457	Bolt, Hx.	4	.....	1/2"-20 x 2 1/4"
19	P00204	Bolt, Hx.	1	.....	3/8"-16 x 1"
20	P01312	Lockwasher	10	.....	1/2"
21	P01310	Lockwasher	1	.....	3/8"
22	P01533	Nut, Hx.	10	.....	1/2"-20
23	P01508	Nut, Hx.	1	.....	3/8"-16
24	P25250	Motor, Winch	1	.....	
25	17953B	Mounting Bracket	1	.....	
26	17959A	Hook Latch	1	.....	
NI	179520	Installation Drawing	—	.....	

## NOTES:

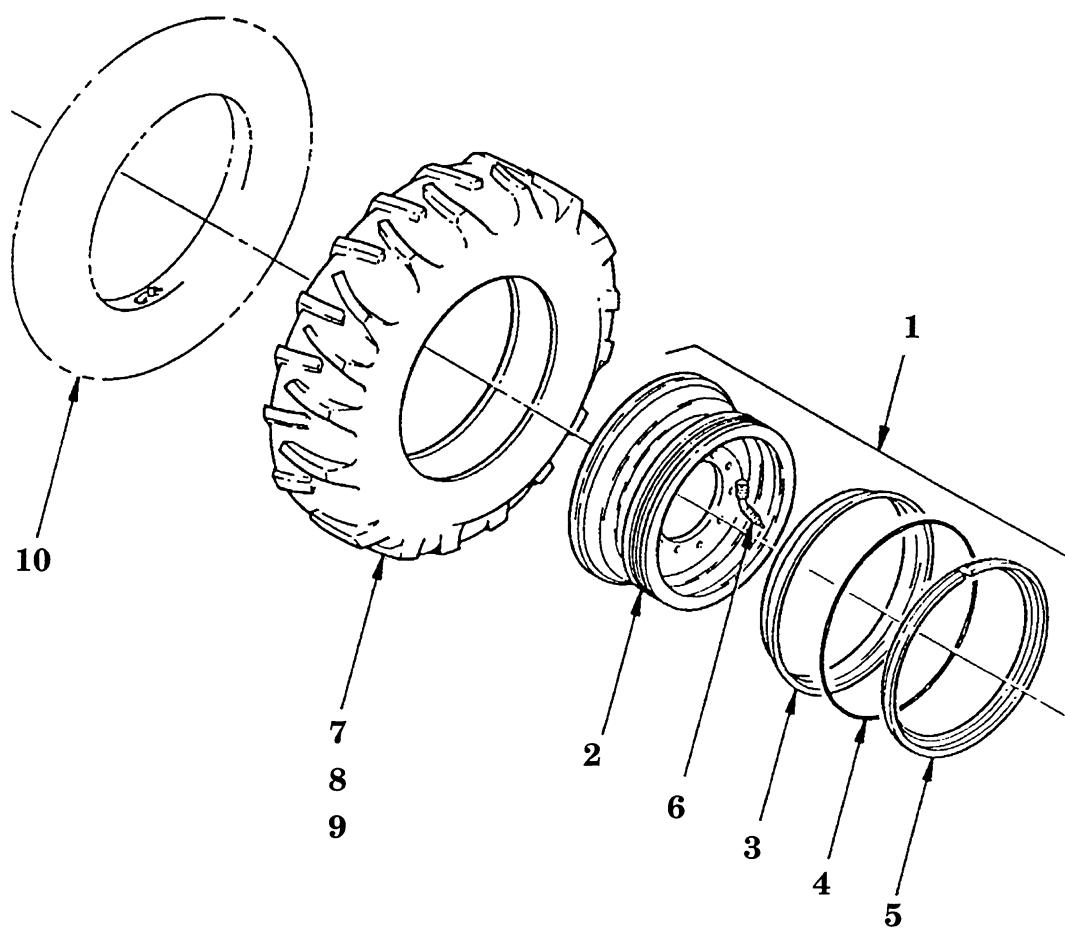
❶ For single hose, use P25310, Hyd. Hose, .50" x 64"



**Figure 16886**

16886

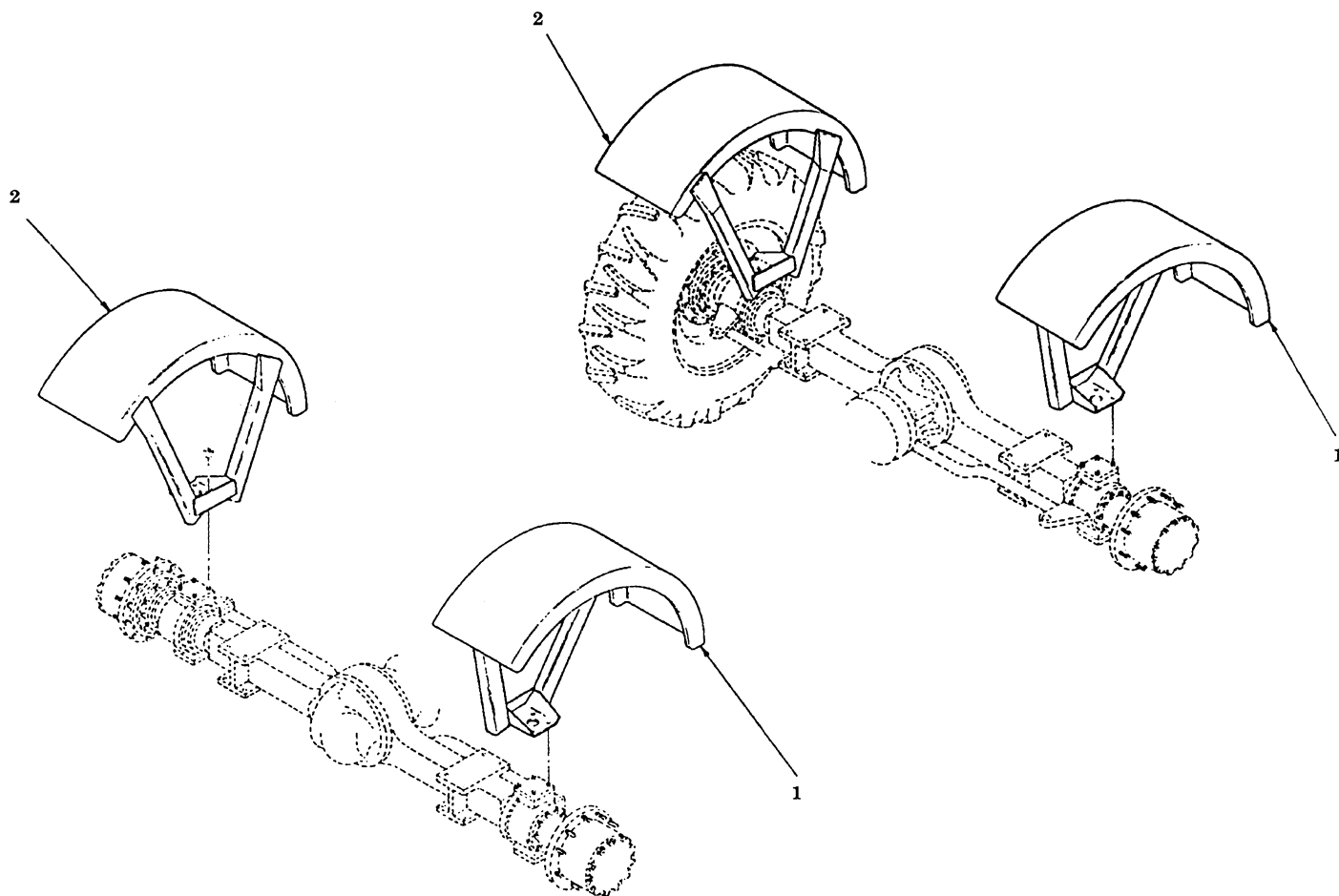
ITEM	PART NO.	DESCRIPTION	QTY	SERIAL NO.	REMARKS
1	21674B	Side Panel	1	.....	Deere
1A	21676B	Side Panel	1	.....	Deutz
1B	18267B	Side Panel	1	.....	Chrysler/Perkins
2	18267B	Side Panel	1	.....	
3	18267B	Side Panel	1	.....	
4	18267B	Side Panel	1	.....	
5	P19085	Hand Lock	2	.....	
6	16199A	Pin	8	.....	
7	N11398	Tab	8	.....	
8	P01404	Flatwasher	8	.....	3/8"



**Figure 16888**

## 16888

ITEM	PART NO.	DESCRIPTION	QTY	SERIAL NO.	REMARKS
—	16888-0	Tire Assembly	—	.....	Includes Items 1, 6, 7
—	16888-1	Tire Assembly	—	.....	Includes Items 1, 6, 7, 11
—	16888-2	Tire Assembly	—	.....	Includes Items 1, 6, 7, 12
—	16888-3	Tire Assembly	—	.....	Includes Items 1, 6, 8
—	16888-4	Tire Assembly	—	.....	Includes Items 1, 6, 8, 11
—	16888-5	Tire Assembly	—	.....	Includes Items 1, 6, 9
—	16888-6	Tire Assembly	—	.....	Includes Items 1, 6, 9, 11
1	12749C	Wheel Assembly	1	.....	Includes 2 – 5
2	15500C	Wheel	1	.....	
3	P17260	Flange	1	.....	
4	P16441	O-Ring	1	.....	
5	P16439	Lockring	1	.....	
6	P13673	Valve Stem	1	.....	
7	P11688	Tire, Standard Equipment	1	.....	13.00 x 24 - 8 Ply
8	P16443	Tire	1	.....	13.00 x 24 - Steel
9	P19043	Tire	1	.....	13.00 x 24 - 12 Ply
10	P21570	Tube	—	.....	13.00 x 24
11	—	Sodium Chloride	—	.....	150 lbs. Required per Tire
12	N/A	Foam	—	.....	452 lbs. Required per Tire



**Figure 16889**



16889

ITEM	PART NO.	DESCRIPTION	QTY	SERIAL NO.	REMARKS
1	17041-1D	Fender	2	.....	L.H.
2	17041D	Fender	2	.....	R.H.



## TABLE OF CONTENTS

<u>Group</u>	<u>Page</u>	<u>Group</u>	<u>Page</u>
INDEX .....	iii		
50" Standard Carriage Assembly .....	2		
74" Framer's Carriage Assembly .....	4		
50" Standard Tilting Carriage Assembly .....	6		
74" Framer's Tilting Carriage Assembly .....	8		
Tilting Carriage Cylinder Assembly.....	10		
Side Shift Carriage Assembly.....	14		
Side Shift Cylinder Assembly.....	16		

# TABLE OF CONTENTS

## INDEX

<u>Title</u>	<u>Page</u>	<u>Title</u>	<u>Page</u>
Side Shift Carriage Assembly .....	14		
Bushings, Tilt Cylinder .....	14		
Cylinder, Side Shift .....	14		
42" Fork .....	14		
42" Fork, Side Shift .....	14		
48" Fork .....	14		
48" Fork, Side Shift .....	14		
Side Shift Cylinder Assembly .....	16		
Tilting Carriage Cylinder Assembly .....	10, 12		
Seal Kit .....	12		
50" Standard Carriage Assembly .....	2		
Fork, 42" Pallet .....	2		
50" Standard Tilting Carriage Assembly .....	6		
Bushings, Cylinder .....	6		
Bushings, Pivot Shaft .....	6		
Carriage Tilt Cylinder .....	6		
Pin, Carriage Tilt Cylinder .....	6		
Pivot Shaft, Inner Carriage .....	6		
74" Framer's Carriage Assembly .....	4		
Bushings, Carriage .....	4		
Pin, Tilt Cylinder .....	4		
74" Framer's Tilting Carriage Assembly .....	8		
Bushings, Cylinder .....	8		
Bushings, Pivot Shaft .....	8		
Carriage Tilt Cylinder .....	8		
Pin, Carriage Tilt Cylinder .....	8		
Pivot Shaft, Inner Carriage .....	8		

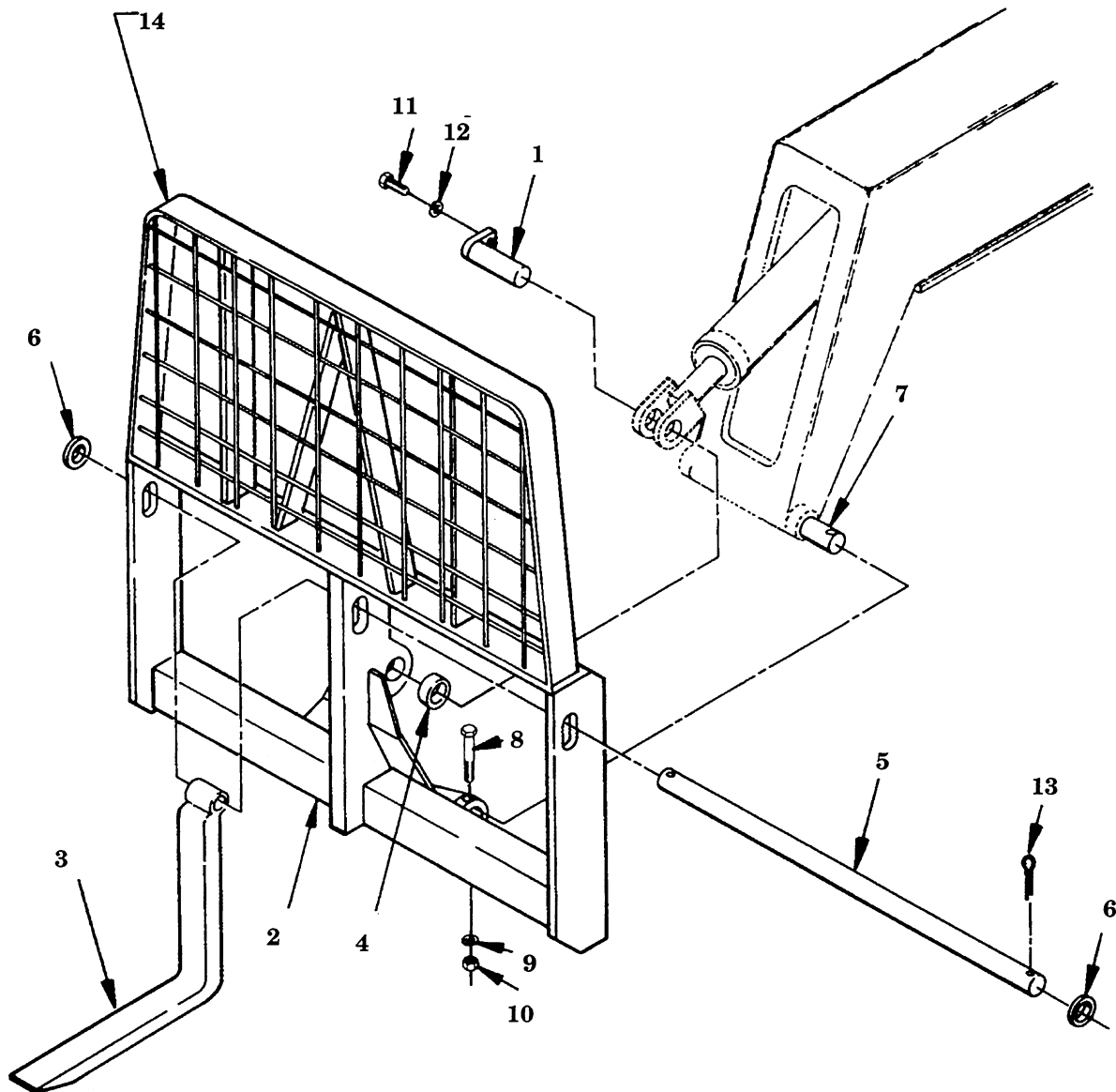


Figure 18399

18399

ITEM	PART NO.	DESCRIPTION	QTY	SERIAL NO.	REMARKS
1	18128A	Pin, Carriage	1	.....	
2	18143D	Carriage, 50" Standard	1	.....	
3	16511C	Fork, 42" Pallet	2	.....	
4	P18830	Bushing	1	.....	
5	18134A	Shaft, Fork	1	.....	
6	18129A	Flatwasher	2	.....	
7	15723A	Pin, Carriage	1	.....	
8	P00414	Bolt, Hx	1	.....	1/2"-13 x 4" GR 5
9	P01312	Lockwasher	1	.....	1/2"
10	P01510	Nut, Hx.	1	.....	1/2"-13
11	P00204	Bolt, Hx.	1	.....	3/8"-16 x 1"
12	P01310	Lockwasher	1	.....	3/8"
13	P03903	Cotter Pin	2	.....	3/8" Dia. x 2" LG.
14	18295C	Backrest, Bolt-on Type	—	.....	
NI	—	Bolt, Hx., Backrest Mounting	4	.....	5/8"-11 x 1 1/2"
NI	P15272	Grease Zerk	1	.....	

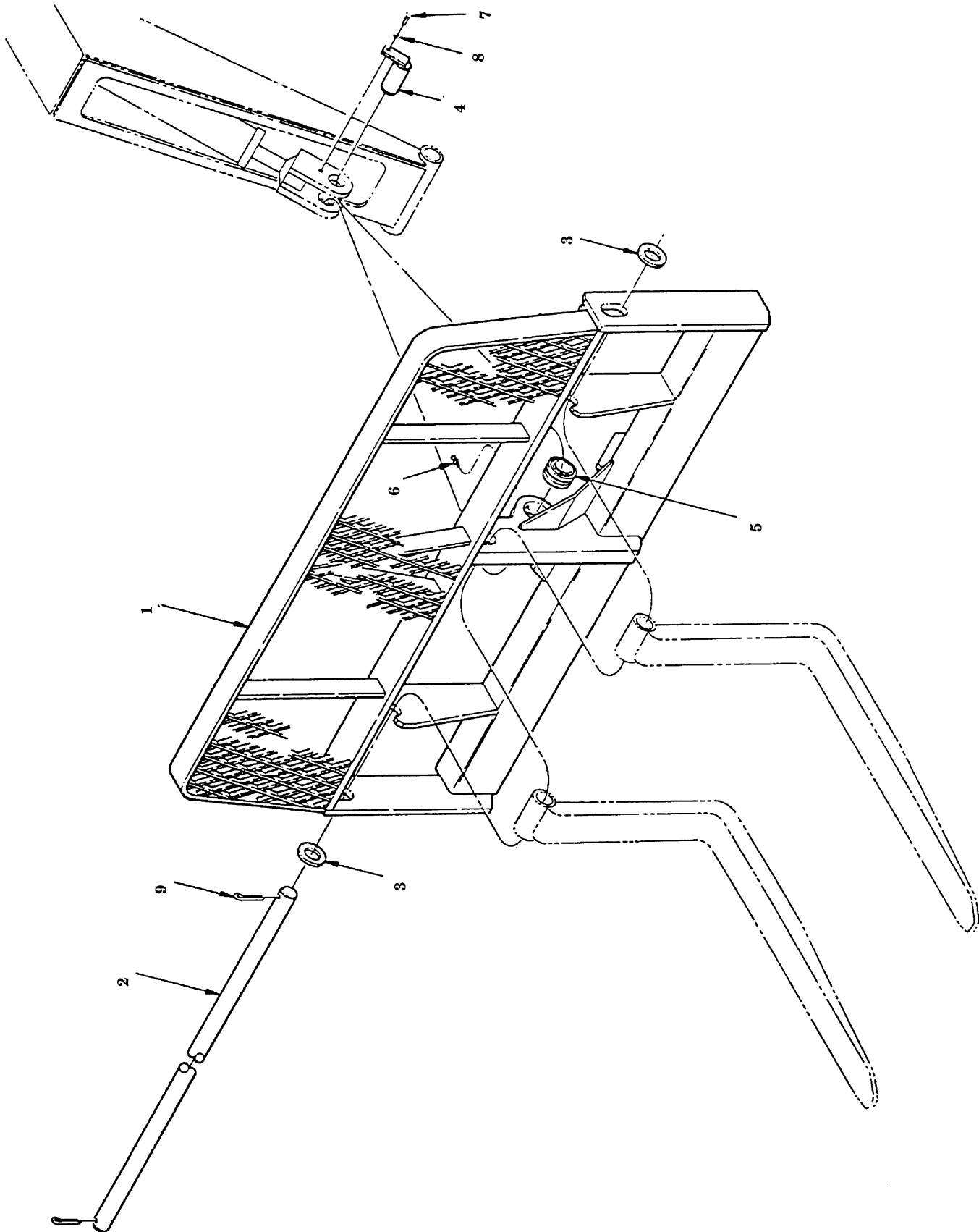


Figure 16868



16868

ITEM	PART NO.	DESCRIPTION	QTY	SERIAL NO.	REMARKS
1	18142D	Carriage, Framers	1	.....	
2	18138A	Shaft, Fork	1	.....	
3	P19926	Washer, Spacer	2	.....	
4	18128A	Pin, Tilt Cylinder	1	.....	Boom
5	P18830	Bushing, Carriage	1	.....	
6	P16611	Grease Zerk	1	.....	
7	P00204	Bolt, Hx.	1	.....	3/8"-16 x 1"
8	P01310	Lockwasher	1	.....	3/8"
9	P03906	Cotter Pin	2	.....	3/8" x 3"

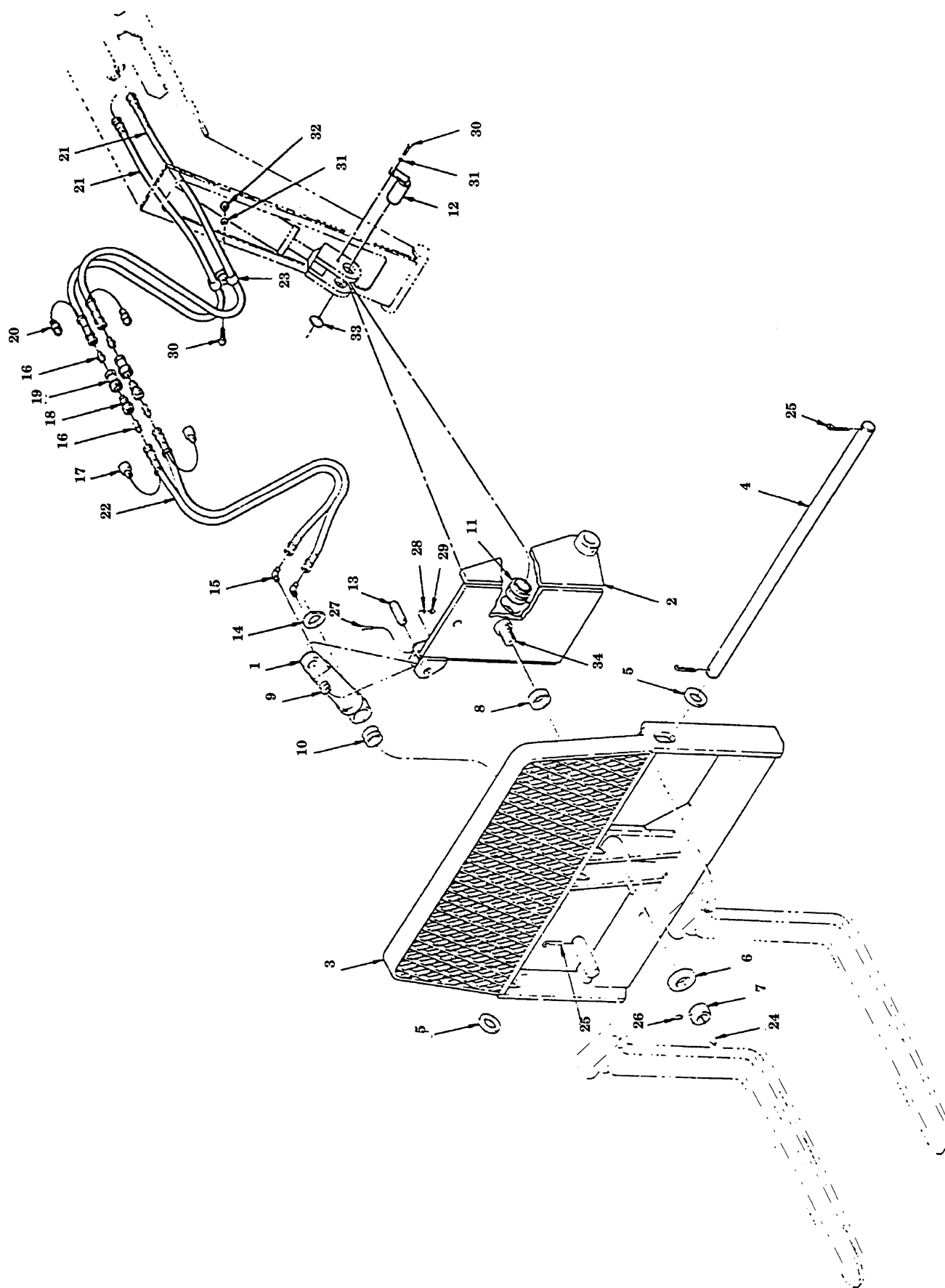


Figure 16872

16872

ITEM NO.	PART NO.	DESCRIPTION	QTY	SERIAL NO.	REMARKS
1	P20139	Carriage Tilt Cylinder	1	.....	
2	18278D	Inner Carriage	1	.....	
3	18279D	Outer Carriage	1	.....	
4	18134A	Fork Shaft	1	.....	
5	P19926	Spacer Washer	2	.....	
6	16223A	Thrust Washer	1	.....	
7	16224A	Nut, Pivot Shaft	1	.....	
8	P20889	Bushing, Pivot Shaft	1	.....	
9	P25199	Bushing, Cylinder, Upper	1	.....	
10	16228A	Bushing, Cylinder, Lower	1	.....	
11	P18830	Bushing, Inner Carriage	1	.....	
12	18128A	Pin, Boom Tilt Cylinder	1	.....	
13	16229A	Pin, Carriage Tilt Cylinder	1	.....	
14	16323A	Washer, Special	1	.....	
15	P18943	45° Elbow	2	.....	
16	P19875	Connector	4	.....	
17	P10325	Cap, Dust	2	.....	
18	P11353	Quick Coupler, Male	2	.....	
19	P11354	Quick Coupler, Female	2	.....	
20	P10326	Plug, Dust	2	.....	
21	P18904	Hyd. Hose	2	654 -	.38" x 36"
	P19498	Hyd. Hose	2	101 - 653	.38" x 36"
22	P20836	Hyd. Hose, Twin	1	.....	.38" x 60"
23	P17553	Clamp, Hyd. Hose	2	.....	
24	P16611	Grease Zerk	3	.....	
25	P03906	Cotter Pin	3	.....	3/8" x 3"
26	P02614	Setscrew, Cup Pt.	1	.....	3/8"-16
27	P00108	Bolt, Hx.	1	.....	5/16"-18 x 2"
28	P01309	Lockwasher	1	.....	5/16"
29	P01507	Nut, Hx.	1	.....	5/16"-18
30	P00204	Bolt, Hx.	2	.....	3/8"-16 x 1"
31	P01310	Lockwasher	2	.....	3/8"
32	P01508	Nut, Hx.	1	.....	3/8"-16
33	P18838	Snap Ring	1	.....	Early Production
34	31406B	Pivot Shaft, Inner Carriage	1	.....	

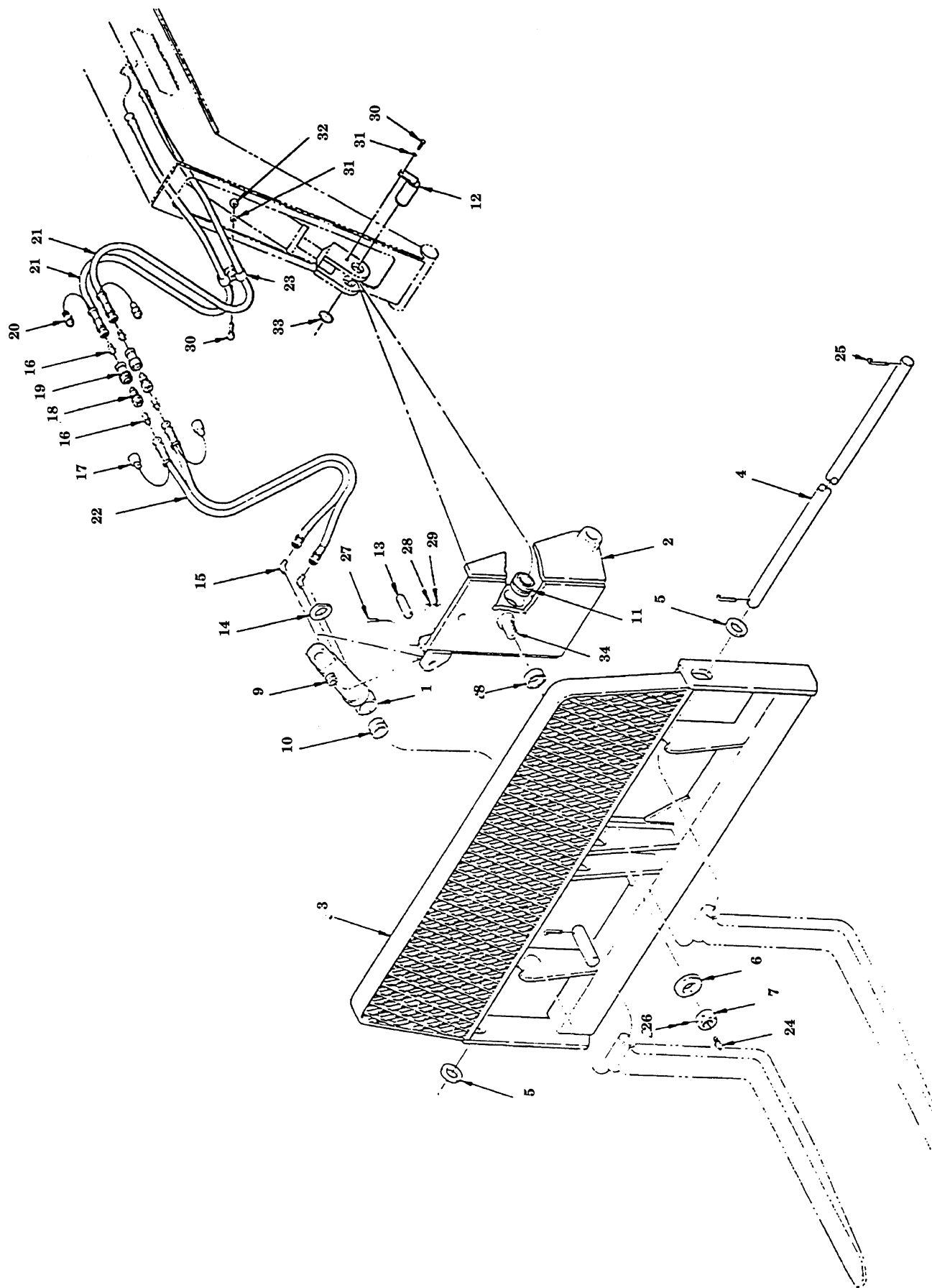


Figure 16870

16870

ITEM NO.	PART NO.	DESCRIPTION	QTY.	SERIAL NO.	REMARKS
1	P20139	Carriage Tilt Cylinder	1	.....	
2	18278D	Inner Carriage	1	.....	
3	18280D	Outer Carriage	1	.....	
4	18138A	Fork Shaft	1	.....	
5	P19926	Spacer Washer	2	.....	
6	16223A	Thrust Washer	1	.....	
7	16224A	Nut, Pivot Shaft	1	.....	
8	P20889	Bushing, Pivot Shaft	1	.....	
9	P25199	Bushing, Cylinder, Upper	1	.....	
10	16228A	Bushing, Cylinder, Lower	1	.....	
11	P18830	Bushing, Inner Carriage	1	.....	
12	18128A	Pin, Boom Tilt Cylinder	1	.....	
13	16229A	Pin, Carriage Tilt Cylinder	1	.....	
14	16323A	Washer, Special	1	.....	
15	P18943	45° Elbow	2	.....	
16	P19875	Connector	4	.....	
17	P10325	Cap, Dust	2	.....	
18	P11353	Quick Coupler, Male	2	.....	
19	P11354	Quick Coupler, Female	2	.....	
20	P10326	Plug, Dust	2	.....	
21	P18904	Hyd. Hose	2	654 -	.38" x 36"
	P19498	Hyd. Hose	2	101 - 653	.38" x 36"
22	P20836	Hyd. Hose, Twin	1	.....	.38" x 60"
23	P17553	Clamp, Hyd. Hose	2	.....	
24	P16611	Grease Zerk	3	.....	
25	P03906	Cotter Pin	3	.....	3/8" x 3"
26	P02614	Setscrew, Cup Pt.	1	.....	3/8"-16
27	P00108	Bolt, Hx.	1	.....	5/16"-18 x 2"
28	P01309	Lockwasher	1	.....	5/16"
29	P01507	Nut, Hx.	1	.....	5/16"-18
30	P00204	Bolt, Hx.	2	.....	3/8"-16 x 1"
31	P01310	Lockwasher	2	.....	3/8"
32	P01508	Nut, Hx.	1	.....	3/8"-16
33	P18838	Snap Ring	1	.....	Early Production
34	31406B	Pivot Shaft, Inner Carriage	1	.....	

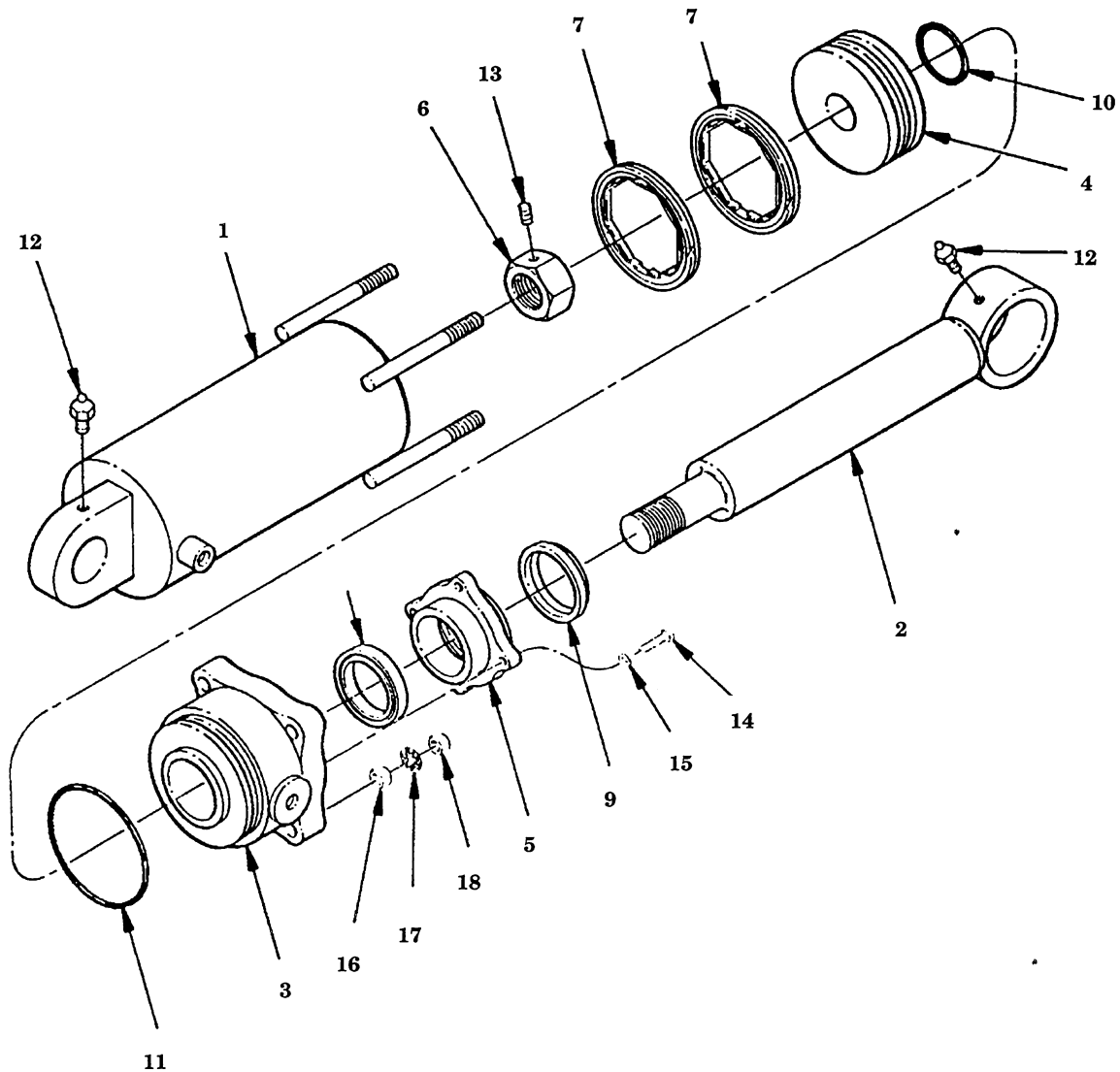


Figure 16874

## 16874

ITEM	PART NO.	DESCRIPTION	QTY	SERIAL NO.	REMARKS
—	N.L.A.	Cylinder Assembly, Complete	—	.....	Replace with P20139. Individual components still available.
1	16475C	Weldment, Tube	1	.....	
2	16476C	Weldment, Shaft	1	.....	
3	14013C	End Gland	1	.....	
4	9879C	Piston	1	.....	
5	545C	Head	1	.....	
6	215A	Nut, Special	1	.....	
7	P11347	Ring, Piston	2	.....	
8	P17458	Seal	1	.....	
9	P17459	Wiper	1	.....	
10	P11576	O-Ring, Shaft	1	.....	
11	P10316	O-Ring	1	.....	
12	P16611	Grease Zerk	2	.....	
13	P02564	Set Screw	1	.....	1/4"-20 x 3/8"
14	P00104	Bolt, Hx.	4	.....	5/16"-18 x 1"
15	P01309	Lockwasher	4	.....	5/16"
16	P01533	Nut, Hx.	4	.....	1/2"-20
17	P01361	Starwasher	4	.....	1/2"
18	P01583	Jam Nut, Hx.	4	.....	1/2"-20

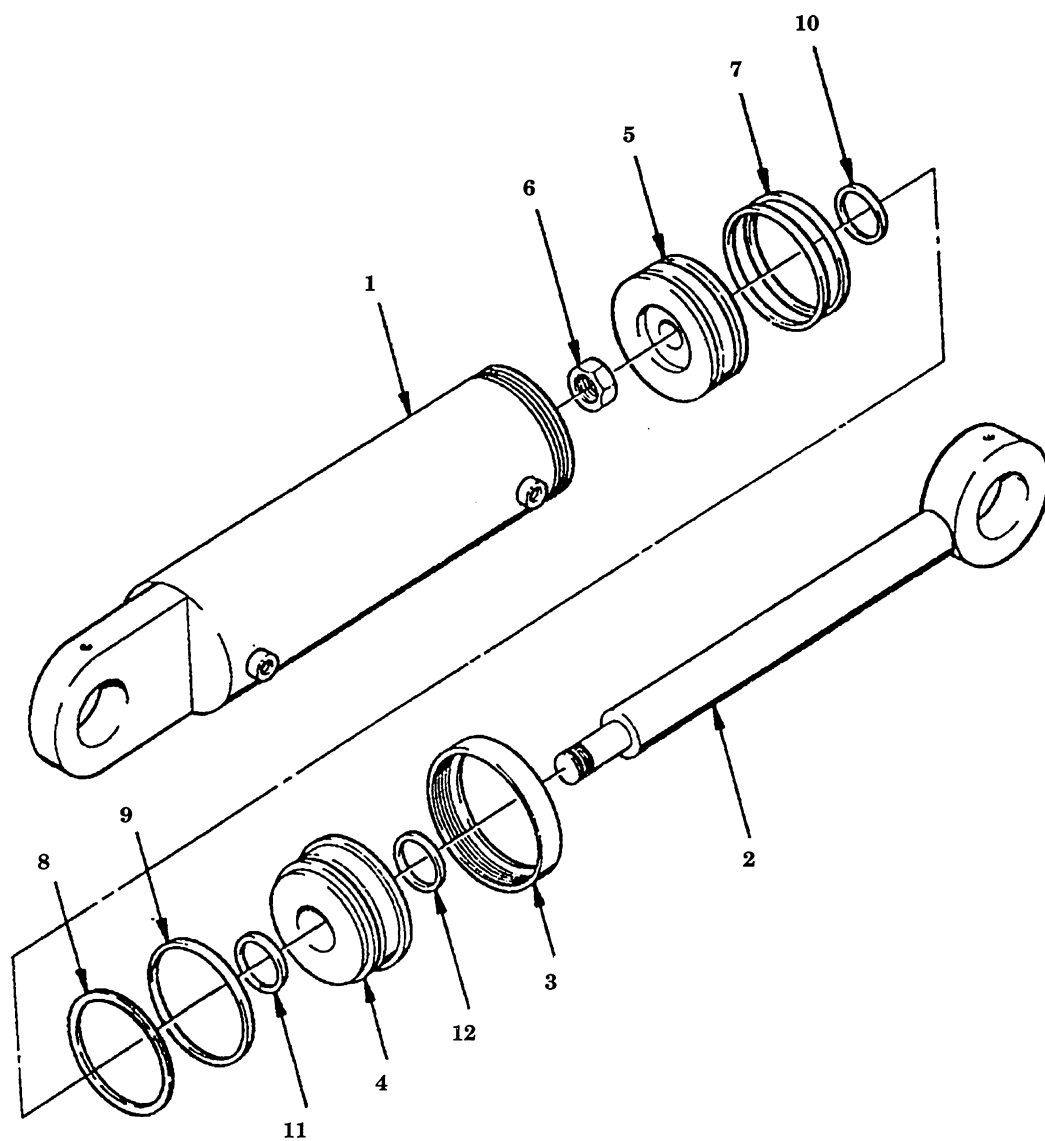


Figure 16874-1



## 16874-1

ITEM	PART NO.	DESCRIPTION	QTY	SERIAL NO.	REMARKS
—	P20139	Cylinder Assembly, Complete	—	.....	
1	P25293	Weldment, Tube	1	.....	
2	P25297	Weldment, Shaft	1	.....	
3	P23778	Retaining Nut	1	.....	
4	P23788	End Gland	1	.....	
5	P19224	Piston	1	.....	
6	P19217	Locknut	1	.....	
7	P19223	Urethane U-Cup	2	.....	4" O.D.
8	P20054	Back-Up	1	.....	4" O.D.
9	P19221	O-Ring	1	.....	4" O.D.
10	P19214	O-Ring	1	.....	1-1/4" I.D.
11	P19242	Urethane U-Cup	1	.....	2" I.D.
12	P19241	Dust Seal	1	.....	2" I.D.
NI	P20119	Seal Kit	1	.....	

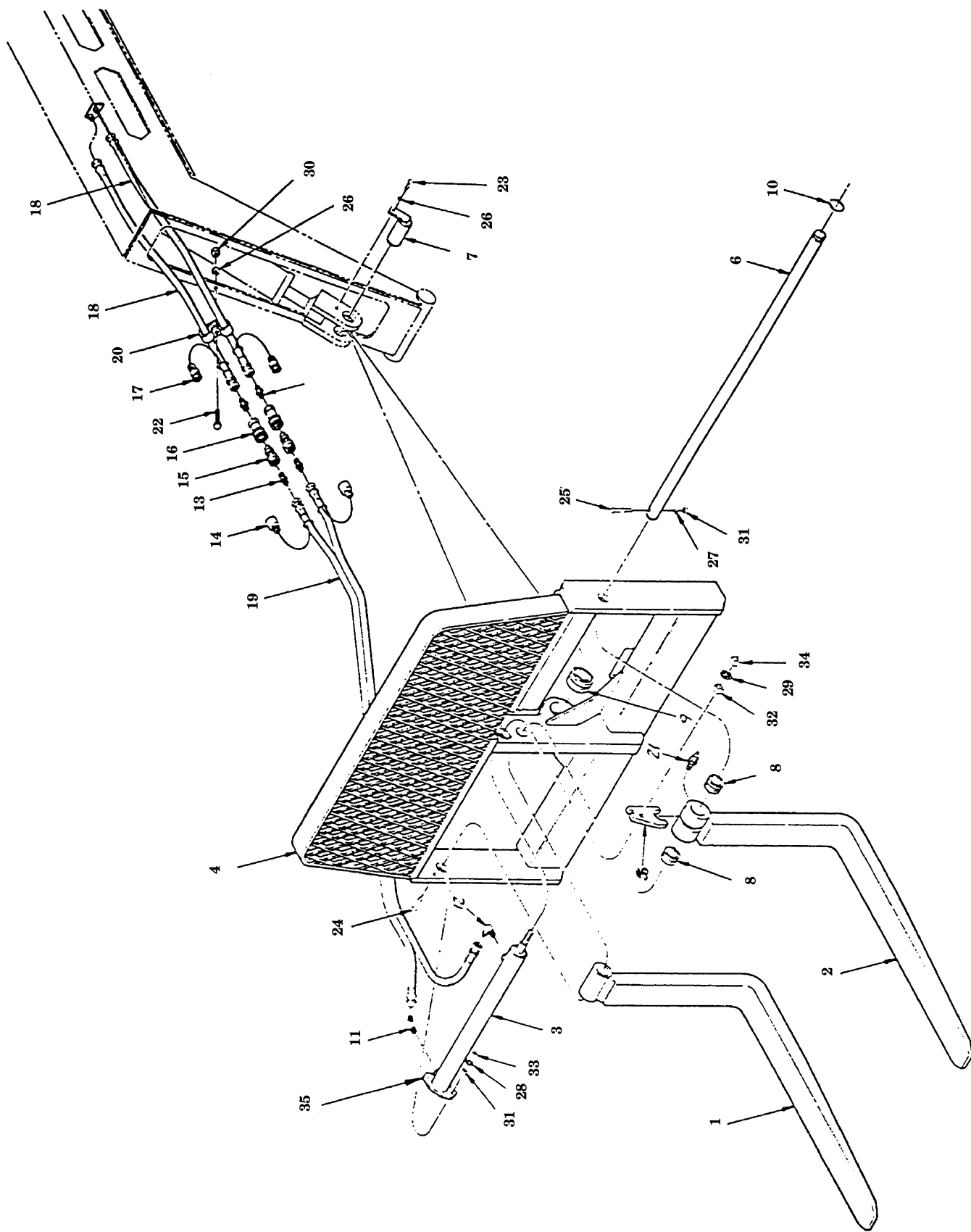
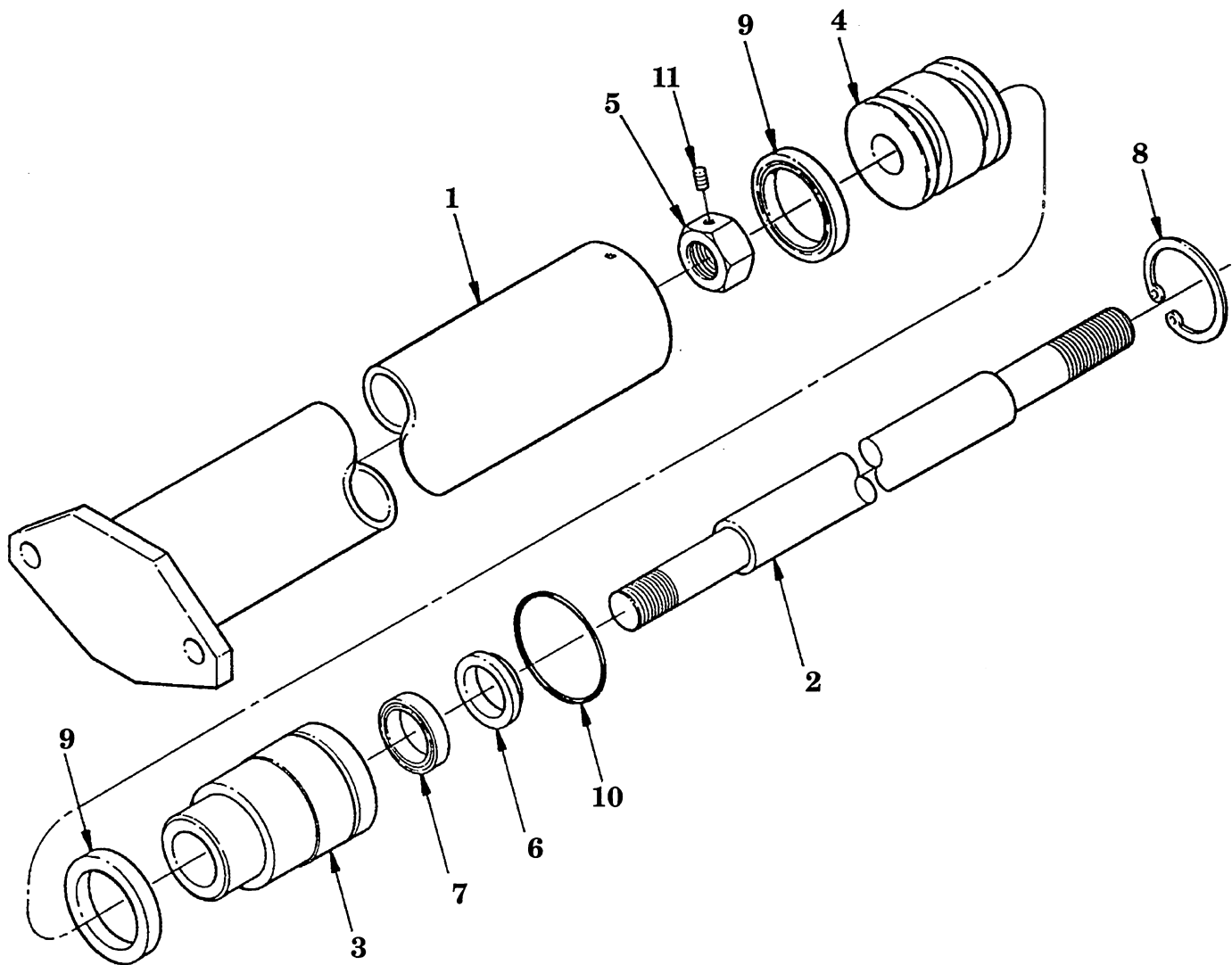


Figure 16865

## 16865

ITEM	PART NO.	DESCRIPTION	QTY	SERIAL NO.	REMARKS
1	P19255	42" Fork	1	.....	Standard
	P19389	48" Fork	-	.....	Optional
2	18656B	42" Fork, Side Shift	1	.....	Standard
	18404B	48" Fork, Side Shift	-	.....	Optional
3	16617D	Cylinder, Side Shift	1	.....	
4	18653D	Carriage, Side Shift	1	.....	
5	16643A	Fork Shifter	1	.....	
6	18658B	Fork Shaft	1	.....	
7	18128A	Pin, Boom Tilt Cylinder	1	.....	
8	18657A	Bushing, Fork	2	.....	
9	P18830	Bushing, Tilt Cylinder	1	.....	
10	P19480	Snap Ring	1	.....	
11	P19550	45° Elbow	1	.....	
12	P20374	90° Elbow	1	.....	
13	P19875	Connector	4	.....	
14	P10325	Cap, Dust	2	.....	
15	P11353	Quick Coupler, Male	2	.....	
16	P11354	Quick Coupler, Female	2	.....	
17	P10326	Plug, Dust	2	.....	
18	P18904	Hyd. Hose	2	656 -	.38" x 36"
	P19498	Hyd. Hose	2	101 - 655	.38" x 36"
19	P20836	Hyd. Hose (Twin)	1	.....	.38" x 60"
20	P17553	Clamp, Hyd. Hose	2	.....	
21	P16611	Grease Zerk	2	.....	
22	P00206	Bolt, Hx.	1	.....	3/8"-16 x 1 1/2"
23	P00204	Bolt, Hx.	1	.....	3/8"-16 x 1"
24	P00406	Bolt, Hx.	2	.....	1/2"-13 x 2"
25	P00410	Bolt, Hx.	1	.....	1/2"-13 x 3"
26	P01310	Lockwasher	2	.....	3/8"
27	P01312	Lockwasher	1	.....	1/2"
28	P01361	Starwasher	2	.....	1/2"
29	P01364	Starwasher	1	.....	3/4"
30	P01508	Nut, Hx.	1	.....	3/8"-16
31	P01510	Nut, Hx.	3	.....	1/2"-13
32	P01513	Nut, Hx.	1	.....	3/4"-10
33	P01560	Jam Nut, Hx.	2	.....	1/2"-13
34	P01563	Jam Nut, Hx.	1	.....	3/4"-10



**Figure 16867**

16867

ITEM	PART NO.	DESCRIPTION	QTY	SERIAL NO.	REMARKS
1	16652D	Weldment, Tube	1	.....	
2	16646A	Shaft	1	.....	
3	16647A	End Gland	1	.....	
4	16648A	Piston	1	.....	
5	16649A	Nut, Special	1	.....	
6	P19416	Wiper	1	.....	
7	P19417	Seal	1	.....	
8	P19418	Snap Ring	1	.....	
9	P19419	Seal, Piston	2	.....	
10	P11425	O-Ring	1	.....	
11	P02561	Set Screw, Cup Pt.	1	.....	1/4"-20



# NUMERICAL INDEX

<u>Number</u>	<u>Page</u>	<u>Number</u>	<u>Page</u>	<u>Number</u>	<u>Page</u>	<u>Number</u>	<u>Page</u>
03512A	6-2	16273A	7-6, 7-10, 7-14, 7-18, 7-40, 7-44	16647A	9-16	18028B	1-54
12749C	1-2, 1-14, 1-18, 1-30, 1-34, 1-38, 1-42, 1-68, 1-72, 1-76, 8-26	16276C	2-2, 2-6	16648A	9-16	18050D	2-2
13599A	3-4	16282B	2-10	16649A	9-16	18055D	2-2
14013C	9-10	16294A	5-84	16652D	9-16	18079B	1-36, 1-40, 1-44, 1-74, 1-76
15247C	1-2	16295B	5-84	16678A	3-2	18082A	3-10, 3-14
15500C	8-26	16306A	8-2	16683A	8-16	18086B	1-18, 1-36, 1-74
15502D	2-2	16309A	3-10	16691A	3-2	18087B	1-18, 1-74
15503D	2-2	16310A	3-10	16703B	2-4	18090B	5-12, 5-14, 5-20
15533C	1-8	16323A	9-6, 9-8	16729C	6-6	18094B	3-10, 3-14
15534C	1-8	16330A	5-80, 5-82	16747B	5-2, 5-8, 5-14, 5-20	18113-1B	3-2
15538C	1-8, 1-24, 1-56	16331A	5-80	16750B	5-12	18113B	3-2
15539C	1-8, 1-24, 1-56	16332A	5-80	16861	8-22	18119A	1-6
15555-1B	1-24	16333A	2-2, 2-8	16888-0	8-26	18124C	7-42, 7-46
15555-2B	1-24	16334C	7-6, 7-10, 7-14, 7-18, 7-40, 7-44	16888-1	8-26	18128A	9-2, 9-4, 9-6, 9-8, 9-14
15573A	2-12, 2-14, 2-16, 2-18, 2-20	16355B	7-6, 7-10, 7-14, 7-18, 7-40, 7-44	16888-2	8-26	18129A	9-2
15575D	2-10	16357A	7-6, 7-10, 7-14, 7-18, 7-22, 7-28, 7-40, 7-44, 7-50	16888-3	8-26	18134A	9-2, 9-6
15583A	5-80, 5-82			16888-4	8-26	18138A	9-4, 9-8
15584A	2-10	16361A	3-4	16888-5	8-26	18142D	9-4
15594A	7-2	16362A	3-4	16888-6	8-26	18143D	9-2
15597A	2-10	16369A	3-4, 3-10	17005B	8-16	18165A	3-10, 3-14
15612A	2-2	16378B	2-10	17006B	8-16	18167A	3-10
15614A	2-2	16388C	8-8	17047B	8-8	18185A	3-2
15676A	6-6, 6-8	16389C	8-8	17084A	1-80	18186D	3-2
15723A	3-2, 9-2	16390C	8-8	17085A	1-80	18189B	3-6
15738D	2-10	16391B	8-8	17170B	1-80	18197C	3-6
15764A	3-4	16392B	8-8	17173B	6-4	18203D	3-6, 3-8
15769A	3-2	16393B	8-8	17188B	3-2	18215B	3-2
15777C	3-2	16395B	8-8	17301C-1	8-12	18216B	3-6
15781B	5-2, 5-8, 5-14, 5-20, 5-24, 5-28, 5-32, 5-36	16414A	8-6	17501C	8-18	18219D	2-2
15816C	3-6, 3-8	16422C	8-10	17517B	8-18	18221B	1-2, 1-16, 1-70
15823B	5-80	16423A	8-6	17520D	8-18	18232A	2-10
15824A	5-80	16424B	8-6	17547D	8-18	18233D	2-10
15825A	5-80, 5-82	16429A	8-6	17549A	8-20	18238A	3-10, 3-14
15861A	3-2	16439B	8-8	17556D	2-12	18255B	6-2
15886A	3-4	16475C	9-10	17706C	6-2	18256B	6-2
15913A	3-2	16476C	9-10	17712A	6-2, 6-6, 6-8, 6-10, 6-14, 6-22	18259B	1-14, 1-18
15972A	3-10, 3-14	16480B	8-6	17713B	6-2, 6-6	18267B	8-24
15994C	5-4	16481B	8-6	17743C	1-14, 1-18	18272C	1-28
16124A	5-84	16482B	8-6	17753A	7-2	18273A	4-8, 4-16, 4-20, 4-24
16177A	1-6	16483C	8-6	17770A	1-22	18276B	5-2, 5-8
16199A	8-24	16484B	8-6	17771A	1-22	18278D	9-6, 9-8
16202C	7-2	16485B	8-6	17772B	1-22	18279D	9-6
16203B	7-2	16486A	8-6	17786A	1-22, 1-54	18280D	9-8
16223A	9-6, 9-8	16487A	8-6	17829C	6-2	18281C	3-12
16224A	9-6, 9-8	16488B	8-6	17840D	2-14	18295C	9-2
16228A	9-6, 9-8	16489A	8-6	17889A	1-68, 1-72, 1-76	18298B	4-6
16229A	9-6, 9-8	16511C	9-2	179520	8-22	18315D	2-2
16249A	3-6, 3-8	16538B	2-12, 2-14, 2-16, 2-18	17953B	8-22	18320A	7-14, 7-18
16250A	3-6, 3-8	16593A	8-14	17955B	8-22	18326B	4-4
16256A	3-6, 3-8	16594A	8-14	17957B	8-22	18336A	2-2
16257A	3-6, 3-8	16609D	6-26	17959A	8-22	18347-10C	1-12
16265A	3-8	16614A	6-26	17960A	1-40, 1-44	18347-13C	1-62
16266B	3-6, 3-8	16617D	9-14	17962B	3-4	18347-14C	1-10, 1-26, 1-60
16271A	5-70	16619A	1-12	17965C	3-6, 3-8	18347-16C	1-84
		16643A	9-14	18005R	3-10	18347-18C	5-12
		16646A	9-16	18008R	3-2	18347-7C	1-26
				18010R	2-2	18347-8C	1-28
				18022A	5-14, 5-20, 5-24	18380	2-12
				18025A	4-12, 4-16, 4-20, 4-24	18380-1	2-14

# NUMERICAL INDEX

Number	Page	Number	Page	Number	Page	Number	Page
18404B	9-14	19197B	1-2, 1-68	25694A	4-18	35436B	3-2
18405B	3-2	20829C	6-10, 6-14, 6-22	25700D	5-2, 5-8, 5-14	35439E	3-2
18410B	3-2	20830B	6-10, 6-14	25703C	3-14	35453A	3-4
18412B	1-30, 1-36, 1-40, 1-44, 1-46, 1-50, 8-10	20834A	6-10, 6-14, 6-22	25720B	3-10	35472A	2-20
18415B	1-58	20844B	1-44, 1-48, 1-52, 7-24, 7-30, 7-34	25790A	5-82	35606D	7-36
18503A	4-4	20998A	1-34, 1-38, 1-42	25874A	5-14	545C	9-10
18507A	6-2	21065A	6-28	25917A	7-40, 7-44, 7-48	9879C	9-10
18508A	1-28	21071A	6-28	26002A	6-14	N10711	8-6
18509C	1-28	21353A	2-16	26014C-1	6-10	N10853	8-6
18513D	2-2	21361C	3-8	26017B	1-28	N11398	8-24
18515A	1-82	21405D	2-2	26092B	7-52	N11402	8-10
18516-1B	1-82	21406D	2-2	26153B	7-40, 7-44, 7-48	N11403	8-10
18516-2B	1-82	21420C	6-8	26314C	6-26, 6-28	N11404	8-10
18517D	1-82	21423B	6-8	28473B	1-46, 1-50	N11405	8-10
18518A	5-12, 5-14, 5-20	21488C	1-40, 1-44, 1-74, 1-76	28474B	1-46, 1-50	N11410	8-22
18519-1C	1-24, 1-56	21494A	1-312	30217B	5-64, 5-66, 5-68	N11425	1-68, 1-74, 1-76
18519-2C	1-24, 1-56	21508A	5-70, 5-74, 5-76, 5-78	30383C	5-60, 5-62	N11429	1-68, 1-72, 1-76
18521B	1-68, 1-72, 1-76	21585D	2-2	30391D	3-2	N11432	1-14, 1-18
18541B	4-8, 4-12, 4-16, 4-20, 4-24	21586R	2-2	31406B	9-6, 9-8	N11433	1-30, 1-36, 1-38, 1-42, 1-46, 1-50
18542A	2-14	21593R	3-10	31660A	2-20	N11435	1-30
18548A	4-8, 4-12, 4-16, 4-20, 4-24	21598D	8-18	31782B	5-60, 5-62	N11437	1-36, 1-38, 1-42, 1-46, 1-50
18552B	6-4	215A	9-10	31790D	2-10	N11438	1-68, 1-74, 1-76
18562D	2-2	21604A	5-18	31793B	2-10	N11439	1-14, 1-18
18563D	2-2	21605B	8-18	31814B	5-60, 5-62	N11442	1-2
18571D	3-12	21674B	8-24	31846A	5-60, 5-62	N11444	1-2
18588B	8-12	21676B	8-24	31852D	2-10	N11553	5-2, 5-8, 5-14, 5-20
18589B	8-12	21844A	2-2	31853R	3-14	N11591	5-14, 5-20, 5-24
18590A	8-12	21844B	2-8	31914A	5-70, 5-72	N11592	5-2, 5-8
18592A	8-12	21915A	1-68, 1-74, 1-76	31929A	3-14	N11812	5-24
18594-1B	8-12	21936A	3-14	32165B	3-14	N12052	1-10
18594-2B	8-12	21976B	7-18, 7-22, 7-28, 7-44, 7-50	32290C	7-32	N12053	1-26
18594-3B	8-12	21977C	7-18, 7-22, 7-28, 7-44, 7-50	32293C	7-32	N12054	1-10
18595A	1-84	22013C	5-74	32653B	3-14	N12055	8-2
18621R	3-10	23298A	2-18	32810C	2-6	N12072	5-28
18634A	3-2	23299A	2-18	33931B	2-6	N12073	5-28, 5-32, 5-36
18635A	3-10	23299B	2-12, 2-14, 2-16	34333C	2-6	N12332	5-32, 5-36
18636A	3-10	23335A	2-16	34502B	2-10	P00206	1-326
18639B	2-2	23570A	4-4, 4-8	34583C	1-50	P00238	1-312
18645R	3-10	24186A	5-74, 5-76, 5-78	34584C	1-50	P01310	5-78
18646R	3-2	24252A	6-20	34636B	6-30	P01404	1-312, 1-326
18647B	1-2, 1-16, 1-30, 1-70	24309B	5-74, 5-76, 5-78	34657A	1-54	P02561	9-16
18652B	4-2, 4-8, 4-12, 4-16, 4-20, 4-24	24343B	2-18, 2-20	34667A	7-36	P02564	9-10
18653D	9-14	24428C	6-22	34668A	6-30	P02614	9-6, 9-8
18656B	9-14	24794A	6-10	34997B	2-20	P04111	1-184
18657A	9-14	24853A	7-24, 7-28, 7-50	35015B	2-8	P04114	1-184
18658B	9-14	24854A	7-24, 7-28, 7-50	35023D	2-6	P04181	1-154
18661B	5-12	24879A	7-24, 7-28	35026B	1-46, 1-50	P04608	1-154
18668B	1-30, 1-34, 1-38, 1-42	24880A	7-32, 7-50	35032A	6-30	P04704	5-42, 5-46
18675D	2-2	25320A	4-18	35039B	6-30	P04758	5-42, 5-46
18690D	2-2	25381A	3-4	35045R	2-6	P04833	5-42, 5-46
18723A	4-28	25457A	4-18	35055B	3-2	P04838	5-42, 5-46
18751B	1-58	25675A	5-82	35064B	2-20	P04840	5-42, 5-46
18764A	1-54	25677A	5-82	35080A	1-48	P04844	5-42, 5-46
18796A	8-4	25678A	4-16	35095A	1-66	P10200	7-6
18990C	1-64, 1-66	25680A	4-12	35103D	2-10	P10316	9-10
		25688A	5-82	35125R	2-6	P10325	8-22, 9-6, 9-8, 9-14
				35200A	2-8	P10326	8-22, 9-6, 9-8, 9-14
				35322B	7-32	P10345	1-294, 1-300, 1-316
				35367A	7-36	P10505	1-6, 1-22, 1-54, 1-80
				35406A	5-50		
				35410A	7-36		



# NUMERICAL INDEX

<u>Number</u>	<u>Page</u>	<u>Number</u>	<u>Page</u>	<u>Number</u>	<u>Page</u>	<u>Number</u>	<u>Page</u>
P10508	.....1-54	P13043	..... 1-86	P13798	..... 1-248, 1-256	P13839	1-250, 1-258, 1-274,
P10509	.....1-54	P13045	..... 1-86	P13799	1-248, 1-256, 1-272,		1-282, 1-292, 1-298,
P10548	..... 1-12, 1-28, 1-68,	P13051	..... 1-86		1-280		1-316, 1-322, 1-332
	1-72, 1-76	P13544	..... 1-8, 1-24, 1-56	P13803	1-248, 1-256, 1-272,	P13840	1-250, 1-258, 1-274,
P10553	..... 1-62, 1-84	P13549	..... 1-86		1-280		1-282, 1-292, 1-298,
P10581	.. 6-2, 6-6, 6-8, 6-10,	P13550	..... 1-86	P13804	1-248, 1-250, 1-256,		1-316, 1-322, 1-332
	6-14, 6-22, 6-26	P13553	..... 1-86		1-258, 1-272, 1-276,	P13841	1-248, 1-256, 1-272,
P10601	..... 1-2, 1-10, 1-14,	P13561	..... 1-88		1-280, 1-284		1-280, 1-304, 1-306
	1-18, 1-26, 1-30,	P13586	..... 5-2	P13805	1-248, 1-256, 1-272,	P13842	1-250, 1-258, 1-274,
	1-34, 1-38, 1-42,	P13587	..... 5-2		1-280, 1-304, 1-306		1-282, 1-292, 1-296,
	1-46, 1-50, 1-60,	P13673	..... 1-2, 1-14, 1-18,	P13806	1-248, 1-256, 1-272,		1-298, 1-302, 1-304,
	1-62		1-30, 1-34, 1-38,		1-280, 1-304, 1-306	P13843	1-250, 1-252, 1-258,
P11092	..... 7-2, 7-14, 7-18,		1-42, 1-46, 1-50,	P13808	1-248, 1-256, 1-272,		1-260, 1-274, 1-282
	7-22, 7-26, 7-36,		1-68, 1-72, 1-76,		1-280, 1-304, 1-306	P13845	1-250, 1-258, 1-274,
	7-40, 7-48		8-26	P13811	1-248, 1-256, 1-272,		1-282
P11347	.....9-10	P13686	..... 5-2		1-280, 1-304, 1-306	P13847	1-250, 1-258, 1-274,
P11353	.. 8-22, 9-6, 9-8, 9-14	P13707	7-2, 7-6, 7-10, 7-14,	P13812	1-248, 1-256, 1-272,		1-282
P11354	.. 8-22, 9-6, 9-8, 9-14		7-18, 7-22, 7-28,		1-280, 1-304, 1-306	P13848	1-250, 1-258, 1-274,
P11425	.....9-16		7-32, 7-40, 7-44,	P13813	1-248, 1-256, 1-274,		1-282, 1-292, 1-298
P11576	.....9-10		7-48		1-282, 1-304, 1-306	P13851	1-250, 1-252, 1-258,
P11578	.....6-2	P13709	7-2, 7-6, 7-10, 7-14,	P13814	1-250, 1-258, 1-274,		1-260, 1-274, 1-282
P11688	..... 1-2, 1-14, 1-18,		7-18, 7-22, 7-26,		1-282, 1-304, 1-306	P13857	1-250, 1-258, 1-276,
	1-30, 1-34, 1-38,		7-36, 7-40, 7-44,	P13815	1-250, 1-258, 1-274,		1-284
	1-42, 1-46, 1-50,		7-48		1-282, 1-304, 1-306	P13858	1-250, 1-258, 1-276,
	1-68, 1-72, 1-76,	P13714	..... 5-70, 5-72	P13816	1-250, 1-258, 1-274,		1-284
	8-26	P13774	7-2, 7-6, 7-10, 7-14,		1-282, 1-304, 1-306	P13859	1-250, 1-258, 1-276,
P11705	..... 6-2, 6-6		7-18, 7-22, 7-28,	P13818	1-250, 1-258, 1-274,		1-284
P11707	.....6-2		7-32, 7-40, 7-44,		1-282, 1-320	P13860	1-250, 1-258, 1-276,
P11710	.....6-2		7-48	P13819	1-250, 1-258, 1-294,		1-284
P11711	.....6-2	P13780	1-248, 1-252, 1-256,		1-300, 1-304, 1-306	P13861	1-250, 1-258, 1-276,
P11715	..... 6-2, 6-6		1-260, 1-272, 1-278,	P13820	1-250, 1-258, 1-274,		1-284
P11742	.....6-2		1-280, 1-286, 1-292,		1-282, 1-294, 1-300,	P13862	1-252, 1-260, 1-276,
P12031	.....1-120		1-294, 1-298, 1-300,		1-304, 1-306		1-284
P12089	..... 1-4, 1-86		1-314, 1-316, 1-320,	P13821	1-250, 1-258, 1-274,	P13863	1-252, 1-260, 1-276,
P12163	..... 1-10, 1-26, 1-60		1-324, 1-334		1-282, 1-294, 1-300,		1-284
P12164	..... 1-10, 1-26, 1-60	P13782	1-248, 1-256, 1-272,		1-304, 1-306	P13864	1-252, 1-260, 1-276,
P12165	..... 1-10, 1-26, 1-60,		1-280	P13822	1-250, 1-258, 1-274,		1-284, 1-292, 1-298
	1-62	P13783	1-248, 1-256, 1-272,		1-282	P13865	1-252, 1-260, 1-276,
P12169	..... 1-10, 1-26, 1-28,		1-280, 1-294, 1-300,	P13823	1-250, 1-258, 1-274,		1-284, 1-292, 1-298
	1-60, 1-64, 1-66		1-316, 1-324		1-282	P13866	1-252, 1-260, 1-276,
P12179	..... 1-10, 1-26, 1-60	P13784	1-248, 1-256, 1-272,	P13824	..... 1-250, 1-258		1-284, 1-292, 1-298
P12182	..... 1-2, 1-16, 1-18,		1-280, 1-292, 1-298,	P13825	..... 1-266	P13867	1-252, 1-260, 1-278,
	1-30, 1-36, 1-38,		1-314, 1-320	P13826	1-250, 1-258, 1-274,		1-286
	1-42, 1-46, 1-50,	P13785	1-248, 1-256, 1-272,		1-282, 1-304, 1-306	P13868	1-252, 1-260, 1-278,
	1-68, 1-74, 1-76		1-280	P13827	1-250, 1-258, 1-274,		1-286
P12390	.....8-10	P13786	1-248, 1-256, 1-272,		1-282, 1-304, 1-306	P13869	1-252, 1-260, 1-276,
P12497	..... 1-22, 1-80		1-280, 1-322	P13828	1-250, 1-258, 1-274,		1-284, 1-292, 1-298,
P12506	.....6-2	P13787	1-248, 1-256, 1-272,		1-282, 1-304, 1-306		1-316, 1-324
P12683	.....1-86		1-280, 1-292, 1-298	P13829	1-274, 1-282, 1-304,	P13870	1-252, 1-260, 1-276,
P12727	.....1-138	P13788	1-248, 1-256, 1-272,		1-306		1-284
P12821	..... 1-116		1-280	P13832	..... 1-250, 1-258	P13871	1-252, 1-260, 1-276,
P12822	..... 1-116	P13789	1-248, 1-256, 1-272,		1-250, 1-258, 1-274,		1-284
P12971	..... 5-14, 5-20, 5-24,		1-280, 1-292, 1-298		1-282, 1-292, 1-298,	P13872	1-252, 1-260, 1-276,
	5-28, 5-32, 5-36	P13791	1-248, 1-256, 1-272,		1-314, 1-320		1-284, 1-292, 1-298,
P13006	..... 2-12, 2-14, 2-16		1-280	P13834	1-250, 1-258, 1-292,		1-318, 1-324
P13009	..... 2-12, 2-14, 2-16,	P13794	1-248, 1-256, 1-272,		1-298	P13873	..... 1-264
	2-18, 2-20		1-280, 1-304, 1-306	P13835	1-250, 1-258, 1-274,	P13874	..... 1-264
P13020	..... 1-2, 1-14, 1-68	P13795	1-248, 1-256, 1-272,		1-282, 1-294, 1-300,	P13876	1-252, 1-260, 1-276,
P13025	.....1-12		1-280		1-316, 1-320, 1-322		1-284
P13033	.....1-94	P13797	1-248, 1-256, 1-272,				
P13041	.....1-86		1-280				

# NUMERICAL INDEX

Number	Page	Number	Page	Number	Page	Number	Page
P13877	1-252, 1-260, 1-276, 1-284	P13914	1-254, 1-262, 1-278, 1-286	P15274	.....1-6, 1-22	P17315	.....1-10
P13878	1-252, 1-260, 1-276, 1-284	P13915	1-254, 1-262, 1-278, 1-286, 1-294, 1-300, 1-316, 1-320, 1-322, 1-340	P15303	.....6-2, 6-6	P17337	.....1-22
P13879	1-252, 1-260, 1-276, 1-284, 1-292, 1-298	P13917	1-254, 1-262, 1-278, 1-286	P15429	.....8-12	P17340	.....1-10, 1-26, 1-60
P13880	1-252, 1-260, 1-276, 1-284, 1-292, 1-298	P13919	1-254, 1-262, 1-278, 1-286	P16160	.....6-2	P17383	.....1-264
P13881	1-252, 1-260, 1-276, 1-284, 1-294, 1-300	P13920	.....1-264	P16186	.....2-10	P17458	.....9-10
P13882	.....1-252, 1-260	P13921	.....1-264	P16439	.....1-2, 1-14, 1-18, 1-30, 1-34, 1-38, 1-42, 1-68, 1-72, 1-76, 8-26	P17459	.....9-10
P13883	1-252, 1-260, 1-276, 1-284	P13924	.....1-264	P16441	.....1-2, 1-14, 1-18, 1-30, 1-34, 1-38, 1-42, 1-68, 1-72, 1-76, 8-26	P17535	1-248, 1-256, 1-272, 1-280, 1-294, 1-300
P13884	.....1-252, 1-260	P13926	.....1-264	P16443	.....1-2, 1-14, 1-18, 1-30, 1-34, 1-38, 1-42, 1-46, 1-50, 1-68, 1-72, 1-76, 8-26	P17536	.....1-294, 1-300
P13886	1-252, 1-260, 1-276, 1-284, 1-294, 1-300	P13928	1-250, 1-258, 1-264	P16595	.....5-12	P17537	1-248, 1-256, 1-272, 1-280, 1-294, 1-300, 1-320
P13887	1-252, 1-260, 1-276, 1-284, 1-294, 1-300	P13929	.....1-264	P16611	.....2-2	P17553	7-2, 7-6, 7-10, 7-14, 7-20, 7-28, 7-32, 7-38, 7-40, 7-44, 7-50, 9-6, 9-8, 9-14
P13888	1-252, 1-260, 1-276, 1-284, 1-316, 1-324, 1-336, 1-338	P13930	.....1-264	P16620	.....8-6	P17554	.....4-8, 4-12, 4-16, 4-20, 4-24, 4-28, 7-20, 7-24, 7-28, 7-44, 7-50
P13889	1-252, 1-260, 1-276, 1-284, 1-294, 1-300	P13932	.....1-264	P16621	.....8-6	P17567	.....1-10
P13891	.....1-248, 1-256	P13933	.....1-264	P16625	.....8-6	P17586	.....8-4
P13892	.....1-316	P13934	1-264, 1-274, 1-282	P16629	.....8-2	P17591	.....2-12, 2-16, 2-18
P13894	.....1-2, 1-14, 1-18, 1-30, 1-34, 1-38, 1-42, 1-46, 1-50, 1-68, 1-72, 1-76, 1-252, 1-260, 1-276, 1-284, 1-294, 1-300, 1-316, 1-324, 1-336, 1-338	P13938	.....1-264	P16658	.....8-16	P17592	.....6-28
P13895	1-252, 1-260, 1-276, 1-284, 1-294, 1-300, 1-316	P13939	.....1-264	P16675	1-8, 1-24, 1-56, 1-58	P17596	.....6-28
P13896	1-252, 1-260, 1-276, 1-284	P13940	.....1-264	P16691	.....7-2	P17598	.....1-8, 1-24, 1-56, 1-58, 1-82
P13898	1-252, 1-260, 1-276, 1-284	P13941	.....1-264	P16879	.....1-86	P17607	.....8-4
P13900	.....1-294, 1-300	P13944	.....1-264	P16893	.....1-86	P17672	.....5-10, 5-14, 5-20, 5-24, 5-28, 5-32, 5-36
P13901	1-252, 1-260, 1-278, 1-286, 1-294, 1-300, 1-316, 1-324, 1-334	P13946	.....1-264	P16895	.....1-86	P17678	1-6, 1-22, 1-54, 1-80
P13902	1-252, 1-260, 1-278, 1-286, 1-294, 1-300, 1-316	P13948	.....1-264	P17003	.....1-86	P17686	4-12, 5-2, 5-8, 5-14, 5-20, 5-24, 5-60, 5-62
P13903	1-252, 1-260, 1-278, 1-286, 1-294, 1-300, 1-316, 1-324, 1-334	P13950	.....1-264	P17006	.....1-86	P17720	.....8-2
P13906	1-252, 1-260, 1-278, 1-286, 1-294, 1-300, 1-316, 1-324, 1-334	P13951	.....1-264	P17017	.....1-86	P17733	..6-2, 6-6, 6-8, 6-10, 6-14, 6-20
P13909	.....1-294, 1-300	P13952	.....1-264	P17019	.....1-86	P17734	.....1-2, 1-14, 1-34, 1-68, 1-72
P13910	1-254, 1-262, 1-278, 1-286, 1-294, 1-300	P13953	.....1-264	P17020	.....1-86	P17742	.....2-10
P13911	1-254, 1-262, 1-278, 1-286, 1-292, 1-294, 1-298, 1-300	P13954	.....1-264	P17022	.....1-88	P17789	.....1-18
P13912	1-254, 1-262, 1-278, 1-286	P13957	.....1-264	P17023	.....1-86	P17805	.....4-2
		P13958	.....1-264	P17054	.....1-266	P17810	.....1-50
		P13959	.....1-264	P17126	.....1-88	P17856	.....1-86
		P13960	.....1-264	P17135	.....1-84	P17876	.....1-8
		P13961	.....1-264	P17136	.....1-62, 1-84	P17898	.....6-2, 6-6
		P13962	.....1-264	P17137	.....1-84	P17926	.....1-122
		P13963	.....1-264	P17142	1-248, 1-256, 1-280	P17932	.....1-88
		P13965	.....1-264	P17144	1-248, 1-256, 1-280, 1-306	P17989	.....7-28
		P13969	.....1-264	P17145	1-248, 1-256, 1-280, 1-306	P18003	.....8-4
		P13971	.....1-264	P17150	.....1-292, 1-298	P18009	.....1-2, 1-14, 1-68, 1-248
		P13972	.....1-264	P17169	.....1-62	P18010	.....1-2, 1-14, 1-68, 1-256
		P13973	.....1-266	P17185	1-248, 1-256, 1-272, 1-280, 1-304, 1-306	P18011	.....1-2
		P13976	.....1-266	P17186	1-248, 1-256, 1-272, 1-280, 1-304, 1-306	P18013	.....1-8
		P13977	.....1-266	P17210	.....8-12	P18048	.....1-34, 1-38, 1-42, 1-72, 1-76
		P13978	.....1-266	P17260	.....1-2, 1-14, 1-18, 1-30, 1-34, 1-38, 1-42, 1-68, 1-72, 1-76, 8-26	P18050	.....1-18
		P14047	.....1-14, 1-18, 1-30, 1-36, 1-38, 1-42, 1-46, 1-50, 1-68, 1-72, 1-76	P17274	.....1-2	P18055	.....1-24
		P14058	.....8-6	P17276	.....1-84		
		P14059	.....8-6	P17297	.....1-94		
		P14148	.....1-28				
		P14149	.....1-28				
		P15267	.....1-4, 1-88, 8-12				
		P15268	.....1-86				

# NUMERICAL INDEX

Number	Page	Number	Page	Number	Page	Number	Page
P18061	.....2-2	P18595	.....1-134	P18911	.....5-4, 5-10, 5-16, 5-22, 5-26	P19132	.....1-18, 1-34, 1-38, 1-42, 1-72, 1-76, 1-148
P18062	.....2-2	P18615	.....1-130	P18921	.....5-34, 5-38	P19133	.....1-18, 1-34, 1-38, 1-42, 1-46, 1-72, 1-76, 1-148
P18064	.....6-4	P18623	.....1-130	P18922	.....5-4, 5-10, 5-16	P19145	1-276, 1-284, 1-288
P18065	.....6-4	P18660	.....1-116, 1-138	P18929	.....4-4	P19146	.....1-276, 1-290
P18068	.....1-2, 1-14, 1-68, 1-272	P18661	1-116, 1-120, 1-138	P18970	4-4, 4-8, 4-14, 4-18, 4-22, 4-26, 4-28	P19148	.....1-290
P18069	.....1-2, 1-14, 1-68, 1-280	P18666	.....1-138	P18971	.....4-4, 4-10, 4-14, 4-18, 4-22, 4-26, 4-28	P19149	.....1-290
P18085	.....2-12, 2-14, 2-16, 2-18, 2-20, 5-76, 5-78	P18668	.....1-138	P18972	.....4-4, 4-10, 4-14, 4-18, 4-22, 4-26, 4-28	P19150	.....1-290
P18088	.....8-18	P18671	.....1-138	P18991	.....8-2	P19151	.....1-290
P18090	.....8-18	P18672	.....1-138	P18992	.....8-2	P19152	.....1-290
P18095	.....6-12, 6-18	P18673	...1-138, 7-10, 7-18, 7-22, 7-26, 7-44, 7-48	P19043	.....1-2, 1-14, 1-18, 1-30, 1-34, 1-38, 1-42, 1-46, 1-50, 1-68, 1-72, 1-76, 8-26	P19153	.....1-290
P18097	.....8-18	P18677	.....1-120, 1-138	P19049	.....5-4, 5-10, 5-16, 5-22, 5-26	P19154	.....1-290
P18098	.....8-18	P18685	.....1-144	P19064	.....4-2, 4-4, 4-8, 4-12, 4-16, 4-20, 4-24, 4-28	P19155	.....1-290
P18099	.....8-18	P18718	.....5-80	P19065	.....5-72, 5-76, 5-78	P19156	.....1-290
P18103	.....8-22	P18719	.....5-80, 5-82	P19067	.....5-72	P19157	.....1-288
P18122	.....7-6, 7-10, 7-14, 7-18, 7-22, 7-28, 7-40, 7-44, 7-50	P18721	.....5-80, 5-84	P19069	.....1-12	P19158	.....1-288
P18127	.....6-26	P18723	1-8, 1-24, 1-56, 1-58	P19070	.....8-4	P19159	.....1-288, 1-308
P18141	.....2-12, 2-14, 2-16, 2-18, 2-20	P18726	.....2-12, 2-14, 2-16, 2-18	P19071	.....8-4	P19160	.....1-288
P18142	5-2, 5-8, 5-14, 5-20, 5-24	P18728	.....7-2, 7-6, 7-10, 7-40	P19072	.....8-4	P19161	.....1-288
P18169	.....1-10, 1-26, 1-60, 1-84	P18729	.....7-2, 7-6, 7-10, 7-40	P19073	.....8-4	P19162	.....1-288
P18180	.....1-2, 1-14, 1-18, 1-30, 1-34, 1-38, 1-42, 1-46, 1-50, 1-68, 1-72, 1-76	P18730	.....7-2, 7-6, 7-10, 7-40	P19074	.....8-4	P19163	.....1-288
P18181	.....1-2, 1-14, 1-18, 1-30, 1-34, 1-38, 1-42, 1-46, 1-50, 1-68, 1-72, 1-76	P18731	.....7-2, 7-6, 7-10, 7-40	P19078	4-4, 4-8, 4-12, 4-16, 4-20, 4-24, 4-28	P19164	.....1-288
P18182	.....7-2	P18732	.....7-2, 7-6, 7-10, 7-40	P19085	.....2-10, 8-24	P19165	.....1-288
P18184	.....8-4	P18733	.....7-2, 7-6, 7-10, 7-40	P19087	.....5-80, 5-82	P19166	.....1-288, 1-308
P18185	.....8-4	P18734	.....7-2, 7-6, 7-10, 7-40	P19096	7-2, 7-6, 7-10, 7-14, 7-40	P19167	.....1-288, 1-308
P18186	.....8-4	P18735	.....7-2, 7-6, 7-10	P19099	7-2, 7-14, 7-18, 7-22	P19168	.....1-288, 1-308
P18188	.....8-4	P18737	.....2-12, 2-14, 2-16, 2-18, 2-20	P19101	7-2, 7-6, 7-10, 7-14, 7-18, 7-40, 7-44	P19176	.....1-288, 1-308
P18189	.....8-4	P18749	.....1-2, 1-14, 1-18, 1-30, 1-34, 1-38, 1-42, 1-46, 1-50, 1-68, 1-72, 1-76	P19102	7-2, 7-6, 7-10, 7-14, 7-18, 7-22, 7-26, 7-40, 7-44, 7-48	P19177	.....1-288, 1-308
P18190	.....8-4	P18813	.....7-2, 7-6, 7-10	P19104	.....8-14	P19178	.....1-288
P18196	.....5-2, 5-8, 5-14	P18818	.....8-4	P19105	.....1-138, 7-2, 7-6, 7-10, 7-14, 7-18, 7-22, 7-26, 7-40, 7-44, 7-48	P19179	.....1-288
P18197	5-2, 5-8, 5-14, 5-20, 5-24	P18819	.....5-2, 5-8	P19106	.....2-2, 2-6, 3-2	P19180	.....1-288
P18518	.....1-126	P18827	.....3-6, 3-8	P19108	.....3-2	P19181	.....1-288, 1-308
P18530	.....1-144, 1-146	P18828	.....3-6, 3-8	P19109	.....3-2	P19182	.....1-288, 1-308
P18536	.....1-146	P18829	.....3-6, 3-8	P19110	.....2-2	P19183	.....8-8
P18537	.....1-146	P18830	3-10, 3-14, 9-2, 9-4, 9-6, 9-8, 9-14	P19111	.....3-2	P19189	.....8-14
P18544	.....1-124	P18836	.....8-4	P19114	.....5-80, 5-82	P19190	.....8-14
P18549	.....1-124, 1-126	P18838	.....2-2, 9-6, 9-8	P19125	.....3-2	P19191	.....8-14
P18560	.....1-124	P18839	.....3-6, 3-8	P19127	.....8-6	P19192	.....8-14, 8-16
P18561	.....1-126	P18840	.....3-6, 3-8	P19128	1-6, 1-22, 1-54, 1-80	P19193	.....8-14
P18565	.....1-120	P18844	.....2-12, 2-14, 2-16			P19196	.....8-6
P18567	.....1-120	P18855	.....5-10, 5-16			P19197	.....8-6
P18571	.....1-120	P18856	.....4-4, 4-8, 4-14			P19197B	.....1-14
P18573	.....1-150	P18857	.....4-12, 4-16, 4-20, 4-24, 4-28			P19198	.....8-6
P18584	.....1-116	P18868	.....5-70, 5-72, 5-76			P19199	.....8-8
P18587	.....1-134	P18870	.....5-70			P19203	7-2, 7-6, 7-10, 7-14, 7-20, 7-22, 7-28, 7-38, 7-40, 7-44, 7-50
P18590	.....1-128, 1-130	P18873	.....5-70			P19204	.....1-86, 7-2
		P18892	.....5-70			P19207	.....4-42, 4-46, 5-86
		P18893	4-4, 4-8, 4-12, 4-14, 4-16, 4-20, 4-24, 4-28			P19208	.....4-30, 4-46, 5-86
		P18897	.....5-4			P19214	.....9-12
		P18904	.....9-6, 9-8, 9-14			P19216	.....4-42, 4-46, 5-86
		P18909	.....5-40, 5-50			P19217	.....4-42, 4-46, 5-86, 9-12
						P19221	.....9-12
						P19223	.....9-12
						P19224	.....9-12

# NUMERICAL INDEX

Number	Page	Number	Page	Number	Page	Number	Page
P19225	5-86	P19317	1-250, 1-258, 1-274, 1-282, 1-292, 1-298	P19355	1-274, 1-282	P19487	5-72, 5-76, 5-78
P19226	5-86	P19318	1-250, 1-258, 1-274, 1-282, 1-292, 1-298	P19356	1-274, 1-282	P19489	1-34, 1-72
P19227	4-30, 5-86	P19319	1-250, 1-258, 1-274, 1-282	P19357	1-274	P19490	5-4, 5-10, 5-16, 5-70
P19228	5-86	P19320	1-250, 1-258, 1-274, 1-282	P19358	1-274, 1-282	P19494	5-4, 5-10, 5-16
P19230	5-86	P19321	1-250, 1-258, 1-274, 1-282	P19359	1-276, 1-284	P19495	5-70
P19233	4-30, 5-86	P19322	1-250, 1-258, 1-274, 1-282, 1-292, 1-298	P19360	1-276, 1-284	P19498	9-6, 9-8, 9-14
P19234	4-30, 5-86	P19323	1-250, 1-258, 1-274, 1-282	P19361	1-276	P19506	1-18, 1-34
P19240	4-8	P19324	1-250, 1-258, 1-276, 1-282, 1-292, 1-298	P19362	1-276, 1-284	P19521	6-2
P19241	9-12	P19325	1-250, 1-258, 1-276, 1-284, 1-292, 1-298	P19363	1-276, 1-284, 1-292, 1-298	P19522	4-42, 4-46
P19242	9-12	P19326	1-250, 1-258, 1-276, 1-284, 1-292, 1-298	P19364	1-276, 1-284, 1-292, 1-298	P19523	5-86
P19245	4-46	P19327	1-250, 1-258, 1-276, 1-284, 1-292, 1-298	P19366	1-270	P19524	5-86
P19249	4-4, 4-14, 4-18	P19328	1-250, 1-258, 1-276, 1-284, 1-292, 1-298	P19367	1-268, 1-270	P19536	2-12, 2-14, 2-16
P19255	9-14	P19329	1-250, 1-258, 1-276, 1-284, 1-292, 1-298	P19368	1-268, 1-270	P19539	1-94
P19257K	3-6, 3-8	P19330	1-250, 1-258, 1-276, 1-284, 1-292, 1-298	P19369	1-268, 1-270	P19541	1-94
P19258	3-6, 3-8	P19331	1-250, 1-258, 1-276, 1-284, 1-292, 1-298	P19370	1-270	P19546	1-94
P19259	3-6, 3-8	P19332	1-250, 1-258, 1-276, 1-284, 1-292, 1-298	P19371	1-268	P19551	1-96
P19260	8-14	P19333	1-250, 1-258, 1-276, 1-284, 1-292, 1-298	P19372	1-268, 1-270	P19552	1-96
P19263	1-6, 1-22, 1-54, 1-80	P19334	1-250, 1-258, 1-276, 1-284, 1-292, 1-298	P19373	1-268, 1-270	P19553	1-96
P19264	1-6, 1-22, 1-54, 1-80	P19335	1-250, 1-258, 1-276, 1-284, 1-292, 1-298	P19374	1-268, 1-270	P19554	1-96
P19268	1-6, 1-22, 1-54, 1-80	P19336	1-250, 1-258, 1-276, 1-284, 1-292, 1-298	P19375	1-268, 1-270	P19555	1-96
P19280	1-12, 1-28, 1-64	P19337	1-250, 1-258, 1-276, 1-284, 1-292, 1-298	P19376	1-268, 1-270	P19556	1-96
P19284	7-2, 7-6, 7-10, 7-14, 7-18, 7-22, 7-28, 7-36, 7-40, 7-44, 7-48	P19338	1-250, 1-258, 1-276, 1-284, 1-292, 1-298	P19377	1-268, 1-270	P19557	1-96
P19292	5-2, 5-8, 5-14, 5-20, 5-24, 5-28, 5-32, 5-36	P19339	1-250, 1-258, 1-276, 1-284, 1-292, 1-298	P19378	1-268, 1-270	P19558	1-96
P19293	5-70, 5-72, 5-76, 5-78	P19340	1-250, 1-258, 1-276, 1-284, 1-292, 1-298	P19379	1-268, 1-270	P19559	1-96
P19296	1-248, 1-272	P19341	1-250, 1-258, 1-276, 1-284, 1-292, 1-298	P19380	1-268, 1-270	P19560	1-96
P19297	1-256, 1-280	P19342	1-250, 1-258, 1-276, 1-284, 1-292, 1-298	P19381	1-268, 1-270	P19561	1-96
P19298	1-248, 1-256, 1-272, 1-280, 1-292, 1-298	P19343	1-250, 1-258, 1-276, 1-284, 1-292, 1-298	P19382	1-268, 1-270	P19562	1-96
P19299	1-248, 1-256, 1-272, 1-280	P19344	1-250, 1-258, 1-276, 1-284, 1-292, 1-298	P19383	1-268, 1-270	P19563	1-96, 2-18
P19300	1-248, 1-256, 1-272, 1-280, 1-292, 1-298, 1-314, 1-320	P19345	1-250, 1-258, 1-276, 1-284, 1-292, 1-298	P19384	1-268, 1-270	P19564	1-96
P19306	1-248, 1-256, 1-272, 1-280, 1-296, 1-302, 1-304, 1-306	P19346	1-250, 1-258, 1-276, 1-284, 1-292, 1-298	P19385	1-268, 1-270	P19565	1-96
P19307	1-248, 1-256, 1-272, 1-280	P19347	1-250, 1-258, 1-276, 1-284, 1-292, 1-298	P19386	1-268, 1-270	P19566	1-96
P19308	1-248, 1-256, 1-272, 1-280	P19348	1-250, 1-258, 1-276, 1-284, 1-292, 1-298	P19387	1-268, 1-270	P19567	1-96
P19309	1-248, 1-256, 1-272, 1-280	P19349	1-250, 1-258, 1-276, 1-284, 1-292, 1-298	P19388	1-268, 1-270	P19568	1-96
P19310	1-248, 1-256, 1-280, 1-306	P19350	1-250, 1-258, 1-276, 1-284, 1-292, 1-298	P19389	1-268, 1-270	P19569	1-96
P19311	1-248, 1-256, 1-280	P19351	1-250, 1-258, 1-276, 1-284, 1-292, 1-298	P19390	1-268, 1-270	P19570	1-96
P19312	1-248, 1-256, 1-280, 1-306	P19352	1-250, 1-258, 1-276, 1-284, 1-292, 1-298	P19391	1-268, 1-270	P19571	1-96
P19313	1-250, 1-258, 1-274, 1-282, 1-304, 1-306	P19353	1-250, 1-258, 1-276, 1-284, 1-292, 1-298	P19392	1-268, 1-270	P19572	1-96
P19314	1-250, 1-258, 1-274, 1-278, 1-282, 1-286			P19393	1-268, 1-270	P19573	1-96
P19315	1-250, 1-258, 1-274, 1-282			P19394	1-268, 1-270	P19574	1-96
P19316	1-250, 1-258			P19395	1-268, 1-270	P19575	1-96
				P19396	1-268, 1-270	P19576	1-96
				P19397	1-268, 1-270	P19577	1-96
				P19398	1-268, 1-270	P19578	1-96
				P19399	1-268, 1-270	P19579	1-96
				P19400	1-268, 1-270	P19580	1-96
				P19401	1-268, 1-270	P19581	1-96
				P19402	1-268, 1-270	P19582	1-96
				P19403	1-268, 1-270	P19583	1-96
				P19404	1-268, 1-270	P19584	1-96
				P19405	1-268, 1-270	P19585	1-96
				P19406	1-268, 1-270	P19586	1-96
				P19407	1-268, 1-270	P19587	1-96
				P19408	1-268, 1-270	P19588	1-96
				P19409	1-268, 1-270	P19589	1-96
				P19410	1-268, 1-270	P19590	1-96
				P19411	1-268, 1-270	P19591	1-96
				P19412	1-268, 1-270	P19592	1-96
				P19413	1-268, 1-270	P19593	1-96
				P19414	1-268, 1-270	P19594	1-96
				P19415	1-268, 1-270	P19595	1-96
				P19416	1-268, 1-270	P19596	1-96
				P19417	1-268, 1-270	P19597	1-96
				P19418	1-268, 1-270	P19598	1-96
				P19419	1-268, 1-270	P19599	1-96
				P19420	1-268, 1-270	P19600	1-96
				P19421	1-268, 1-270	P19601	1-96
				P19422	1-268, 1-270	P19602	1-96
				P19423	1-268, 1-270	P19603	1-96
				P19424	1-268, 1-270	P19604	1-96
				P19425	1-268, 1-270	P19605	1-96
				P19426	1-268, 1-270	P19606	1-96
				P19427	1-268, 1-270	P19607	1-96
				P19428	1-268, 1-270	P19608	1-96
				P19429	1-268, 1-270	P19609	1-96
				P19430	1-268, 1-270	P19610	1-96
				P19431	1-268, 1-270	P19611	1-96
				P19432	1-268, 1-270	P19612	1-96
				P19433	1-268, 1-270	P19613	1-96
				P19434	1-268, 1-270	P19614	1-96
				P19435	1-268, 1-270	P19615	1-96
				P19436	1-268, 1-270	P19616	1-96
				P19437	1-268, 1-270	P19617	1-96
				P19438	1-268, 1-270	P19618	1-96
				P19439	1-268, 1-270	P19619	1-96
				P19440	1-268, 1-270	P19620	1-96
				P19441	1-268, 1-270	P19621	1-96
				P19442	1-268, 1-270	P19622	1-96
				P19443	1-268, 1-270	P19623	1-96
				P19444	1-268, 1-270	P19624	1-96
				P19445	1-268, 1-270	P19625	1-96
				P19446	1-268, 1-270	P19626	1-96
				P19447	1-268, 1-270	P19627	1-96
				P19448	1-268, 1-270	P19628	1-96
				P19449	1-268, 1-270	P19629	1-96
				P19450	1-268, 1-270	P19630	1-96
				P19451	1-268, 1-270	P19631	1-96
				P19452	1-268, 1-270	P19632	1-96
				P19453	1-268, 1-270	P19633	1-96
				P19454	1-268, 1-270	P19634	1-96
				P19455	1-268, 1-270	P19635	1-96
				P19456	1-268, 1-270	P19636	1-96
				P19457	1-268, 1-270	P19637	1-96
				P19458	1-268, 1-270	P19638	1-96
				P19459	1-268, 1-270	P19639	1-96
				P19460	1-268, 1-270	P19640	1-96
				P19461	1-268, 1-270	P19641	1-96
				P19462	1-268, 1-270	P19642	1-96
				P19463	1-268, 1-270	P19643	1-96
				P19464	1-268, 1-270	P19644	1-96
				P19465	1-268, 1-270	P19645	1-96
				P19466	1-268, 1-270	P19646	1-96
				P19467	1-268, 1-270	P19647	1-96
				P19468	1-268, 1-270	P19648	1-96
				P19469	1-268, 1-270	P19649	1-96
				P19470	1-268, 1-270	P19650	1-96
				P19471	1-268, 1-270	P19651	1-96
				P19472	1-268, 1-270	P19652	1-96
				P19473	1-268, 1-270	P19653	1-96
				P19474	1-268, 1-270	P19654	1-96
				P19475	1-268, 1-270	P19655	1-96
				P19476	1-268, 1-270	P19656	1-96
				P19477	1-268, 1-270	P19657	1-96
				P19478	1-268, 1-270	P19658	1-96
				P19479	1-268, 1-270	P19659	1-96
				P19480	1-268, 1-270	P19660	1-96
						P19661	1-96
						P19662	1-96
						P19663	1-96
						P19664	1-96
						P19665	1-96
						P19666	1-96
						P19667	1-96
						P19668	1-96
						P19669	1-96
						P19670	1-96
						P19671	1-96
						P19672	1-96
						P19673	1-96
						P19674	1-96
						P19675	1-96
						P19676	1-96
						P19677	1-96
						P19678	1-96
						P19679	1-96

# NUMERICAL INDEX

<u>Number</u>	<u>Page</u>	<u>Number</u>	<u>Page</u>	<u>Number</u>	<u>Page</u>	<u>Number</u>	<u>Page</u>
P19821	.....1-148	P20158	.....1-86	P20226	.....1-90	P20395	.....1-2, 1-14, 1-18,
P19829	.....1-86, 7-2	P20159	.....1-86	P20227	.....1-90		1-30, 1-34, 1-38,
P19830	.....1-86, 7-2	P20160	.....1-86	P20228	.....1-90		1-42, 1-46, 1-50,
P19833	.....7-6, 7-10, 7-14,	P20161	.....1-86	P20229	.....1-90		1-68, 1-72, 1-76
	7-18, 7-22, 7-28,	P20162	.....1-86	P20230	.....1-90	P20396	.....1-2, 1-14, 1-18,
	7-40, 7-44, 7-50	P20163	.....1-86	P20231	.....1-90		1-30, 1-34, 1-38,
P19834	.....7-6, 7-10, 7-14,	P20164	.....1-86	P20232	.....1-90		1-42, 1-46, 1-50,
	7-18, 7-22, 7-28,	P20165	.....1-86	P20233	.....1-90		1-68, 1-72, 1-76
	7-32, 7-40, 7-44,	P20166	.....1-86	P20234	.....1-90	P20398	.....2-10
	7-50	P20167	.....1-86	P20235	.....1-90	P20403	.....5-14, 5-20, 5-24,
P19835	7-2, 7-6, 7-10, 7-14,	P20168	.....1-86	P20236	.....1-90		5-28, 5-32, 5-36
	7-18, 7-22, 7-28,	P20169	.....1-86	P20237	.....1-90	P20408	.....7-40, 7-44, 7-50
	7-32, 7-40, 7-44,	P20170	.....1-86	P20238	.....1-90	P20413	.....1-14, 1-18
	7-50	P20172	.....1-86	P20239	.....1-90	P20417	.....1-2, 1-14, 1-68
P19841	.....8-2, 8-14	P20173	.....1-98	P20240	.....1-90	P20418	.....1-2, 1-14, 1-68
P19856	.....1-74, 1-78	P20174	.....1-98	P20241	.....1-92	P20427	.....1-144
P19858	.....1-70	P20175	.....1-98	P20242	.....1-92	P20428	.....1-144
P19867	.....1-2, 1-14, 1-68	P20176	.....1-98	P20243	.....1-92	P20431	.....3-2, 3-10, 3-14
P19868	1-4, 1-16, 1-32, 1-70	P20177	.....1-98	P20244	.....1-92	P20432	.....8-2
P19871	.....1-12	P20178	.....1-98	P20245	.....1-92	P20439	.....2-2
P19873	.....1-26	P20179	.....1-98	P20246	.....1-92	P20448	.....6-2
P19876	.....5-2, 5-8	P20180	.....1-98	P20247	.....1-92	P20451	.....4-4, 4-8, 4-14
P19877	.....5-2, 5-8	P20181	.....1-98	P20248	.....1-92	P20454	.....1-68, 1-72, 1-76
P19878	5-2, 5-8, 5-14, 5-20,	P20182	.....1-98	P20249	.....1-92	P20455	.....1-22, 1-80
	5-24, 5-28, 5-32,	P20183	.....1-98	P20250	.....1-92	P20457	.....6-2
	5-36	P20184	.....1-86	P20251	.....1-92	P20465	.....4-2, 4-4, 4-8, 4-12,
P19889	.....5-64, 5-68	P20185	.....1-86	P20252	.....1-92		4-16, 4-20, 4-24
P19890	.....5-76, 5-78	P20186	.....1-86	P20253	.....1-92	P20468	4-2, 4-12, 4-16, 4-20
P19900	1-2, 1-14, 1-30, 1-68	P20187	.....1-88	P20254	.....1-92	P20478	.....8-2
P19908	.....1-14, 1-18	P20188	.....1-88	P20255	.....1-92	P20482	.....5-72, 5-76, 5-78
P19917	.....2-12	P20195	.....1-90	P20256	.....1-92	P20484	.....3-10, 3-14
P19918	.....2-12	P20196	.....1-90	P20257	.....1-92	P20486	.....4-2, 4-4, 4-8, 4-12,
P19919	.....5-2, 5-8	P20197	.....1-90	P20258	.....1-92		4-16, 4-20
P19920	.....2-12	P20198	.....1-90	P20259	.....1-92	P20488	.....1-24
P19921	.....5-2, 5-8	P20199	.....1-90	P20260	.....1-92	P20494	.....8-4
P19922	.....2-12	P20200	.....1-90	P20261	.....1-92	P20495	.....4-4
P19926	.....9-4, 9-6, 9-8	P20201	.....1-90	P20262	.....1-92	P20498	.....1-16
P19932	.....5-12	P20202	.....1-90	P20263	.....1-92	P20499	.....1-10, 1-26, 1-60,
P19936	.....4-4, 4-8, 4-12, 4-30	P20203	.....1-90	P20265	.....1-92		1-62
P19937	.....5-2, 5-8, 5-18	P20204	.....1-90	P20266	.....1-92	P20500	.....1-102
P19938	.....4-50, 5-2, 5-8, 5-18	P20205	.....1-90	P20267	.....1-92	P20501	.....1-102
P19939	.....4-4, 4-8, 4-12, 4-36	P20206	.....1-90	P20268	.....1-92	P20502	.....1-102
P19940	.....4-4, 4-8, 4-12, 4-42	P20207	.....1-90	P20269	.....1-92	P20503	.....1-102
P19941	.....4-4, 4-8, 4-12, 4-46	P20208	.....1-90	P20270	.....1-92	P20504	.....1-102
P19944	.....8-2	P20209	.....1-90	P20271	.....1-92	P20505	.....1-102
P19946	.....5-2, 5-8	P20210	.....1-90	P20276	.....5-2, 5-8, 5-14	P20506	.....1-102
P19954	.....1-14, 1-18	P20211	.....1-90	P20278	.....1-94	P20507	.....1-102
P19958	.....6-8	P20212	.....1-90	P20279	.....1-94	P20508	.....1-102
P199741	.....8-14	P20213	.....1-90	P20280	.....8-14, 8-16	P20509	.....1-102
P20054	.....9-12	P20214	.....1-90	P20281	.....1-94	P20510	.....1-102
P20069	1-6, 1-22, 1-54, 1-80	P20215	.....1-90	P20282	.....1-94	P20511	.....1-102
P20072	1-6, 1-22, 1-54, 1-80	P20216	.....1-90	P20283	.....1-96	P20512	.....1-102
P20073	.....7-6, 7-10	P20217	.....1-90	P20284	5-2, 5-8, 5-14, 5-20,	P20513	.....1-102
P20076	.....1-62	P20218	.....1-90		5-24, 5-28, 5-32,	P20514	.....1-110
P20078	.....1-6, 1-22, 1-80	P20219	.....1-90		5-36	P20515	.....1-102
P20085	.....4-36, 4-50	P20220	.....1-90	P20342	.....1-10, 1-26, 1-60,	P20516	.....1-110
P20088	.....4-42, 4-46	P20221	.....1-90		1-84	P20518	.....1-102
P20119	.....9-12	P20222	.....1-90	P20352	.....5-2, 5-8	P20519	.....1-102
P20131	.....4-38	P20223	.....1-90	P20368	.....6-30	P20520	.....1-102
P20139	.....9-6, 9-8, 9-10, 9-12	P20224	.....1-90	P20391	.....6-2, 6-6, 6-8, 6-10,	P20522	.....1-102
P20157	.....1-86	P20225	.....1-90		6-14, 6-22	P20523	.....1-102

# NUMERICAL INDEX

<u>Number</u>	<u>Page</u>	<u>Number</u>	<u>Page</u>	<u>Number</u>	<u>Page</u>	<u>Number</u>	<u>Page</u>
P20524	1-102	P20589	1-100, 1-108	P20679	1-106	P20760	1-114
P20525	1-102	P20590	1-100	P20680	1-106	P20761	1-114
P20526	1-102	P20593	1-100	P20681	1-106	P20762	1-114
P20527	1-102	P20594	1-100	P20686	1-128	P20763	1-114
P20528	1-102	P20595	1-100	P20687	1-106	P20764	1-110
P20529	1-102	P20596	1-100	P20689	1-106	P20765	1-110
P20530	1-102	P20597	1-100	P20691	1-106	P20766	1-114
P20531	1-102	P20599	1-128, 1-130	P20692	1-106	P20768	1-114
P20532	1-102	P20600	1-100	P20693	1-106	P20769	1-114
P20533	1-102	P20601	1-100	P20694	1-106	P20770	1-114
P20534	1-102	P20603	1-100	P20695	1-106	P20771	1-114
P20535	1-102	P20605	1-128, 1-130	P20696	1-106	P20772	1-114
P20536	1-102	P20606	1-100	P20697	1-108	P20773	1-110
P20537	1-102	P20607	1-100	P20698	1-108	P20774	1-110
P20538	1-100, 1-102, 1-108, 1-114	P20608	1-100	P20699	1-108	P20775	1-110
P20539	1-102	P20609	1-100	P20701	1-108	P20776	1-110
P20540	1-102	P20612	1-128, 1-130	P20702	1-108	P20777	1-110
P20541	1-102	P20613	1-100	P20703	1-108	P20778	1-110
P20542	1-102	P20614	1-100	P20704	1-108	P20779	1-110
P20543	1-102	P20615	1-100	P20706	1-108	P20780	1-294, 1-300, 1-304, 1-306, 1-308
P20544	1-102	P20616	1-100	P20707	1-108	P20781	1-296, 1-304, 1-310
P20545	1-102	P20617	1-100	P20708	1-108	P20784	1-308
P20546	1-102	P20619	1-100	P20711	1-108	P20785	1-308
P20547	1-102	P20620	1-100	P20712	1-108	P20786	1-308
P20548	1-102	P20621	1-100	P20713	1-108	P20789	1-308
P20549	1-104	P20622	1-100	P20714	1-108	P20790	1-308
P20550	1-104	P20623	1-100	P20715	1-108	P20791	1-308, 1-310
P20551	1-104, 1-114	P20624	1-100	P20716	1-108	P20792	1-308
P20552	1-104	P20625	1-128, 1-130	P20717	1-108	P20794	1-310
P20553	1-104	P20627	1-100	P20718	1-108	P20795	1-310
P20554	1-104	P20630	1-100	P20719	1-108	P20796	1-310
P20555	1-104	P20631	1-100	P20720	1-108	P20798	1-310
P20556	1-104	P20632	1-100	P20721	1-108	P20799	1-310
P20557	1-104	P20633	1-106	P20723	1-108	P20800	1-310
P20558	1-104	P20634	1-106	P20724	1-108	P20801	1-310
P20559	1-104	P20635	1-106	P20725	1-108	P20802	1-310
P20560	1-104	P20636	1-106	P20726	1-108	P20803	1-310
P20561	1-104	P20637	1-106	P20727	1-108	P20804	1-110
P20562	1-104	P20638	1-106	P20729	1-108	P20805	1-112
P20564	1-104	P20639	1-106	P20730	1-108	P20806	1-112
P20565	1-104	P20640	1-106	P20731	1-108	P20807	1-112
P20567	1-104	P20643	1-106	P20732	1-108	P20808	1-112
P20568	1-104	P20644	1-106	P20733	1-108	P20809	1-112
P20569	1-104	P20645	1-106	P20735	1-108	P20810	1-112
P20570	1-104	P20650	1-106	P20737	1-108	P20811	1-112
P20571	1-102	P20651	1-106	P20739	1-108	P20812	1-112, 7-2, 7-6, 7-14, 7-40
P20572	1-102	P20652	1-106	P20740	1-108	P20813	1-120
P20574	1-102	P20653	1-106	P20741	1-108	P20815	1-112
P20576	1-102	P20654	1-106	P20743	1-108	P20816	1-112
P20577	1-100	P20655	1-106	P20744	1-108	P20817	1-112
P20579	1-100	P20660	1-106	P20746	1-108	P20818	1-112
P20580	1-100	P20661	1-106	P20747	1-108	P20819	1-310
P20581	1-100	P20662	1-106	P20749	1-108	P20820	1-310
P20582	1-100	P20663	1-106	P20750	1-108	P20821	1-310
P20583	1-100, 1-108	P20664	1-106	P20751	1-108	P20822	4-50
P20584	1-100	P20665	1-106	P20753	1-142	P20823	4-50
P20585	1-100	P20666	1-106	P20754	1-108	P20824	4-50
P20586	1-100	P20674	1-106	P20755	1-108	P20825	4-30
P20587	1-100	P20675	1-106	P20756	1-108	P20826	4-36, 4-50
P20588	1-100	P20676	1-106	P20757	1-108		
		P20677	1-106	P20759	1-114		

# NUMERICAL INDEX

<u>Number</u>	<u>Page</u>	<u>Number</u>	<u>Page</u>	<u>Number</u>	<u>Page</u>	<u>Number</u>	<u>Page</u>
P20827	4-50	P21325	5-70	P21498	1-62	P21778	7-6, 7-10
P20828	4-36, 4-50	P21328	5-70	P21499	1-62	P21779	1-18, 1-34, 1-46, 1-50
P20829	4-36	P21329	5-70	P21501	4-14	P21780	7-18
P20836	9-6, 9-8, 9-14	P21330	5-70	P21506	2-16	P21781	1-122
P20837	4-36	P21331	4-4, 4-10, 4-14	P21507	2-16	P21782	1-146
P20838	4-36	P21332	4-6	P21508	1-62	P21784	8-18
P20839	4-36	P21333	4-6	P21509	1-62	P21785	1-30, 1-36, 1-40, 1-42, 1-46, 1-50
P20840	5-86	P21337	2-14	P21551	8-22	P21786	1-64, 1-66
P20841	5-86	P21338	2-14	P21552	8-22	P21787	7-14, 7-18, 7-22, 7-26, 7-32
P20842	5-86	P21339	2-14	P21556	8-22	P21790	1-64
P20843	5-86	P21340	2-14	P21557	8-22	P21791	1-60
P20844	4-46	P21342	5-4	P21558	8-12	P21792	1-60
P20845	4-46	P21344	4-2, 4-4, 4-8, 4-12, 4-16, 4-20, 4-24	P21559	7-40, 7-44	P21800	1-64
P20846	4-42	P21346	1-68	P21560	7-40	P21801	1-292, 1-298
P20847	4-42	P21348	1-2, 1-14, 1-18, 1-30, 1-34, 1-72, 1-76	P21564	6-4	P21802	1-292, 1-298
P20848	4-30	P21350	1-68	P21570	1-2, 1-14, 1-18, 1-30, 1-34, 1-38, 1-42, 1-46, 1-50, 1-68, 1-72, 1-76, 8-26	P21803	1-292, 1-298
P20849	4-30	P21351	1-2, 1-14	P21573	6-14	P21804	1-292, 1-298
P20850	4-30	P21352	1-30	P21586	2-2, 2-6	P21805	1-292, 1-298
P20851	4-30	P21354	5-4	P21597	8-12	P21806	1-292, 1-298
P20854	1-84	P21355	5-4	P21598	8-12	P21807	1-292, 1-298
P20857	5-50	P21356	5-4	P21599	4-14, 4-18, 4-22, 4-26, 4-28	P21808	1-292, 1-298
P20859	8-2	P21357	5-4	P21624	4-14, 4-18, 4-20, 4-24	P21809	1-292, 1-298
P20863	1-116	P21358	8-18	P21657	7-18, 7-22	P21810	1-292, 1-298
P20872	6-6	P21359	4-4	P21671	8-12	P21811	1-292, 1-298
P20874	5-12	P21360	4-4	P21674	5-8, 5-14, 5-20, 5-24, 5-28, 5-32, 5-36	P21812	1-292, 1-298
P20876	6-2	P21361	4-4, 4-8, 4-12, 4-16, 4-20, 4-24, 4-28	P21676	1-2, 1-14, 1-30, 1-68	P21813	1-292, 1-298, 1-314, 1-320
P20877	6-2	P21363	4-6	P21678	1-2, 1-14, 1-30, 1-68	P21814	1-294, 1-300
P20886	6-6	P21364	4-4	P21698	8-12	P21815	1-294, 1-300
P20889	9-6, 9-8	P21365	4-2, 4-4, 4-8, 4-12, 4-16, 4-20, 4-24	P21713	8-20	P21816	1-294, 1-300
P20892	5-24, 5-28, 5-32, 5-36	P21366	5-4	P21714	8-20	P21817	1-294, 1-300, 1-316
P20900	6-6	P21368	2-2	P21715	8-20	P21818	1-294, 1-300, 1-316
P20905	1-84	P21371	6-2	P21716	8-20	P21819	1-294, 1-300, 1-316
P20922	1-34, 1-38, 1-42, 1-72, 1-76	P21378	2-12	P21717	8-20	P21820	1-294, 1-300, 1-316
P20953	7-40, 7-44, 7-48	P21384	4-4, 4-10, 4-14, 4-18	P21718	8-20	P21821	1-294, 1-300, 1-316, 1-324
P20954	7-40, 7-44, 7-48	P21386	1-24	P21720	5-2, 5-8	P21822	1-294, 1-300
P20955	8-4	P21388	2-14	P21721	1-84	P21823	1-294, 1-300, 1-304, 1-306
P20956	8-2	P21394	4-6	P21734	8-20	P21824	1-294, 1-300, 1-304, 1-306
P20970	7-40, 7-44, 7-48	P21398	5-10, 5-16	P21735	1-2, 1-14, 1-30, 1-68, 1-72, 1-292	P21825	1-296, 1-302, 1-304, 1-306
P20988	4-8, 4-14, 4-16, 4-20, 4-24	P21399	7-2	P21736	1-2, 1-14, 1-30, 1-68, 1-72, 1-298	P21826	1-296, 1-302, 1-304, 1-306
P20989	4-8, 4-12, 4-16, 4-20, 4-24	P21405	7-44	P21746	2-10	P21827	1-296, 1-302, 1-316
P20990	4-8	P21406	8-2	P21755	8-20	P21828	1-296, 1-302, 1-322
P20994	5-4, 5-10	P21422	7-16, 7-20, 7-24, 7-30, 7-34	P21756	8-20	P21829	1-296, 1-304
P20995	1-16, 1-20	P21440	5-14, 5-20, 5-24, 5-28	P21758	5-2, 5-8, 5-14, 5-20, 5-24	P21830	1-302, 1-306
P20996	7-6, 7-10	P21482	5-14, 5-20, 5-24, 5-28, 5-32, 5-36	P21759	5-2, 5-8, 5-14, 5-20, 5-24	P21833	1-296, 1-302, 1-304, 1-306
P21001	1-16, 1-20	P21483	1-62	P21764	1-86	P21834	1-296, 1-302, 1-304, 1-306
P21008	2-14	P21485	1-62	P21765	1-18, 1-34	P21835	1-296, 1-302, 1-304, 1-306, 1-314
P21026	2-16	P21486	4-12, 5-2, 5-8, 5-14, 5-20, 5-24	P21766	1-18, 1-34	P21836	1-296, 1-302, 1-304, 1-306, 1-314
P21078	1-64, 1-66	P21487	4-20, 4-24, 4-28	P21770	7-14		
P21260	1-54	P21488	4-2, 4-4, 4-8, 4-12, 4-20, 4-24, 4-28	P21777	7-14, 7-18		
P21301	1-34, 1-38, 1-42	P21496	1-62				
P21302	1-18, 1-34, 1-68, 1-72, 1-76	P21497	1-62				
P21309	1-84						
P21314	2-14						
P21320	3-10, 3-14						
P21321	3-10, 3-14						
P21324	5-70						



# NUMERICAL INDEX

Number	Page	Number	Page	Number	Page	Number	Page
P21837	1-296, 1-302, 1-304, 1-306	P22673	1-138	P22735	1-124, 1-126	P22799	1-138, 1-146
P21838	1-306	P22674	1-138	P22736	1-128, 1-130	P22801	1-146
P21839	1-306	P22675	1-138	P22737	1-128, 1-130	P22802	1-146
P21840	1-304	P22676	1-120	P22738	1-120	P23171	1-86
P21841	1-304	P22677	1-132, 1-134, 1-136	P22739	1-116	P23214	7-2, 7-6, 7-10, 7-14, 7-18, 7-22, 7-26, 7-36, 7-40, 7-44, 7-48
P21842	1-304, 1-306	P22678	1-140	P22740	1-132, 1-136	P23215	7-2, 7-6, 7-10, 7-14, 7-18, 7-22, 7-26, 7-32, 7-40, 7-44, 7-48
P21862	8-20	P22679	1-134	P22742	1-142	P23216	7-2, 7-6, 7-10, 7-14, 7-18, 7-22, 7-26, 7-36, 7-40, 7-44, 7-48
P21863	8-20	P22680	1-142	P22743	1-142	P23217	7-2, 7-6, 7-10, 7-14, 7-18, 7-22, 7-26, 7-32, 7-40, 7-44, 7-48
P21864	8-20	P22681	1-130	P22744	1-140	P23218	7-2, 7-6, 7-10, 7-14, 7-18, 7-22, 7-40, 7-44, 7-48
P21865	8-20	P22682	1-120	P22745	1-120	P23219	7-2, 7-6, 7-10, 7-14, 7-18, 7-22, 7-26, 7-36, 7-40, 7-44, 7-48
P21866	8-20	P22683	1-120	P22746	1-128	P23220	7-2, 7-6, 7-10, 7-14, 7-18, 7-22, 7-26, 7-36, 7-40, 7-44, 7-48
P21867	8-20	P22684	1-130	P22747	1-140	P23221	7-2, 7-6, 7-10, 7-14, 7-18, 7-22, 7-26, 7-36
P21868	8-20	P22685	1-144	P22748	1-128, 1-130	P23222	7-2, 7-6, 7-10, 7-14, 7-18, 7-22, 7-26, 7-32
P21869	8-20	P22686	1-140	P22749	1-134	P23262	1-294, 1-300
P21870	8-18	P22687	1-140	P22750	1-124, 1-126, 1-134	P23263	1-294, 1-300, 1-316
P21871	8-18	P22688	1-144	P22751	1-116	P23264	1-92, 1-296, 1-302, 1-316
P21874	8-18	P22689	1-144	P22752	1-130	P23266	8-10
P21940	5-72	P22690	1-128	P22753	1-116	P23294	1-152
P21949	6-30	P22691	1-138	P22754	1-116	P23295	1-152
P21986	1-56	P22692	1-116	P22755	1-116	P23579	2-8
P21987	1-30, 1-34, 1-38, 1-42, 1-46, 1-50	P22693	1-138	P22756	1-124, 1-126	P23778	9-12
P21988	1-30, 1-34	P22694	1-138	P22757	1-116	P23788	9-12
P21989	1-56	P22696	1-138	P22758	1-124	P23848	5-28, 5-32, 5-36, 6-14
P21990	1-30	P22697	1-142	P22759	1-124	P23853	8-22
P21991	1-34	P22698	1-138	P22760	1-124, 1-126	P23860	6-18, 6-20, 6-24
P21995	1-14, 1-18	P22699	1-120	P22761	1-134	P24270	1-18, 1-34, 1-46, 1-50, 1-72
P22197	1-28, 1-64, 1-66	P22700	1-120	P22762	1-124, 1-126	P24271	1-34, 1-72
P22210	7-6, 7-10	P22701	1-128	P22763	1-120	P24290	1-72, 1-76
P22595	1-116	P22702	1-130	P22764	1-134, 1-136	P24296	1-58
P22635	1-40, 1-44, 1-48, 1-52	P22703	1-128	P22765	1-132, 1-134, 1-136	P24298	1-34, 1-38, 1-42, 1-46, 1-50
P22636	1-32, 1-40, 1-44, 1-48, 1-52	P22704	1-128, 1-130	P22766	1-132, 1-134, 1-136	P24299	1-38
P22645	1-34, 1-72	P22705	1-130	P22767	1-128	P24302	6-28
P22648	1-124, 1-126	P22706	1-138	P22768	1-142	P24335	2-16, 2-18
P22649	1-138	P22707	1-128, 1-130	P22769	1-132, 1-134, 1-136		
P22650	1-116, 1-128, 1-130	P22708	1-116	P22770	1-140		
P22651	1-138	P22709	1-134	P22771	1-116		
P22652	1-138	P22710	1-134	P22772	1-128		
P22653	1-138	P22711	1-134	P22773	1-128		
P22654	1-138	P22712	1-134	P22774	1-124		
P22655	1-120	P22713	1-134	P22775	1-122, 1-124, 1-126		
P22656	1-116	P22714	1-128, 1-130	P22776	1-138		
P22657	1-116	P22715	1-116	P22777	1-128, 1-130		
P22658	1-116	P22716	1-116	P22778	1-140		
P22659	1-116	P22717	1-138	P22779	1-142		
P22660	1-116	P22718	1-128, 1-130	P22780	1-132, 1-134, 1-136		
P22661	1-128, 1-130	P22719	1-128	P22781	1-116		
P22662	1-128	P22720	1-128, 1-130	P22783	1-138		
P22663	1-128, 1-130	P22721	1-138	P22785	1-138		
P22664	1-128, 1-130	P22722	1-116	P22786	1-134		
P22665	1-120	P22723	1-116	P22787	1-116		
P22666	1-138	P22724	1-116	P22788	1-116, 1-120		
P22667	1-138	P22725	1-124, 1-126	P22789	1-124, 1-126		
P22668	1-138	P22726	1-124	P22790	1-124		
P22669	1-138	P22727	1-124	P22791	1-120		
P22670	1-138	P22728	1-124	P22792	1-120		
P22671	1-138	P22729	1-124	P22793	1-120		
P22672	1-138	P22730	1-124, 1-126	P22794	1-134		
		P22731	1-124, 1-126	P22795	1-134		
		P22732	1-124	P22796	1-138		
		P22733	1-124	P22797	1-138		
		P22734	1-124	P22798	1-116		



# NUMERICAL INDEX

<u>Number</u>	<u>Page</u>	<u>Number</u>	<u>Page</u>	<u>Number</u>	<u>Page</u>	<u>Number</u>	<u>Page</u>
P24336	..... 2-16, 2-18	P24499	..... 1-122	P24770	..... 5-12, 5-14	P24991	..... 6-10, 6-14, 6-18,
P24347	..... 7-28, 7-38, 7-50	P24500	..... 1-132	P24773	..... 2-10		6-20, 6-24
P24349	7-2, 7-6, 7-10, 7-14,	P24502	..... 1-122	P24777	..... 1-84	P25074	..... 1-144
	7-20, 7-22, 7-28,	P24503	..... 1-122	P24780	5-2, 5-8, 5-14, 5-20,	P25089	..... 1-312
	7-36, 7-40, 7-44,	P24504	..... 1-122		5-24	P25090	..... 1-312
	7-50	P24511	..... 1-132	P24800	..... 1-38, 1-72	P25091	..... 1-312
P24360	..... 4-48	P24512	..... 1-132	P24801	..... 1-38, 1-72	P25092	..... 1-312
P24363	..... 4-38	P24513	..... 1-132	P24812	..... 1-314, 1-320	P25093	..... 1-312
P24364	..... 4-48	P24514	..... 1-132, 1-136	P24813	..... 1-314	P25094	..... 1-312
P24377	..... 4-38	P24515	..... 1-132	P24814	..... 1-314, 1-320	P25095	..... 1-312
P24379	..... 4-44, 4-48	P24516	..... 1-132, 1-136	P24815	..... 1-314	P25096	..... 1-312
P24381	..... 4-32, 5-88	P24517	..... 1-132, 1-136	P24816	..... 1-314, 1-320	P25097	..... 1-312
P24389	..... 4-38, 4-40, 4-52	P24539	..... 1-150	P24817	..... 1-314, 1-320	P25098	..... 1-312
P24390	..... 4-38, 4-40, 4-52	P24585	..... 1-132, 1-136	P24818	..... 1-314, 1-320	P25099	..... 1-312
P24402	..... 4-44, 4-48	P24589	..... 1-122	P24825	..... 1-320	P25111	..... 1-324
P24403	..... 4-32, 5-88	P24590	..... 1-132, 1-136	P24826	..... 1-320	P25115	..... 1-316
P24407	..... 4-38	P24591	..... 1-132, 1-136	P24827	..... 1-320	P25116	..... 1-316
P24417	..... 4-32	P24598	..... 1-122	P24828	..... 1-314, 1-320	P25117	..... 1-316
P24425	..... 4-52	P24601	..... 1-150	P24829	..... 1-314, 1-320	P25118	..... 1-316
P24429	..... 4-38, 4-40	P24602	..... 1-150	P24830	..... 1-314, 1-320	P25120	..... 1-316
P24431	..... 4-32, 4-34, 4-44,	P24605	..... 1-38, 1-42, 1-72,	P24831	..... 1-314, 1-320	P25121	..... 1-318
	4-48, 5-88		1-76	P24832	..... 1-314, 1-320	P25124	..... 1-314
P24433	..... 4-38, 4-40, 4-52	P24617	..... 6-8	P24834	..... 1-314, 1-320	P25125	..... 1-314
P24434	..... 4-32, 4-44, 4-48,	P24618	..... 6-8	P24835	..... 1-314	P25126	..... 1-316
	5-88	P24619	..... 6-8	P24836	..... 1-314, 1-320	P25131	..... 1-314, 1-320
P24435	..... 4-32, 4-44, 4-48,	P24620	..... 6-8	P24837	..... 1-314, 1-320	P25132	..... 1-314, 1-320
	5-88	P24621	..... 5-16, 5-22, 5-26	P24838	..... 1-314	P25133	..... 1-314, 1-320
P24439	..... 4-44, 4-48	P24622	..... 5-16, 5-34	P24839	..... 1-314, 1-320	P25134	..... 1-316
P24440	..... 4-38, 4-40, 4-52	P24624	..... 6-8	P24840	..... 1-320	P25136	..... 1-314
P24442	..... 5-88	P24625	..... 6-8	P24841	..... 1-314, 1-320	P25138	..... 1-314
P24459	..... 1-146	P24630	..... 6-8	P24844	..... 1-320	P25139	..... 1-316
P24462	..... 1-116	P24638	..... 1-34, 1-38, 1-42	P24869	..... 1-314, 1-320	P25140	..... 1-314
P24463	..... 1-116	P24641	..... 6-24	P24884	..... 1-314	P25141	..... 1-314, 1-320
P24464	..... 1-116	P24642	..... 5-16	P24886	..... 1-312	P25142	..... 1-314, 1-320
P24465	..... 1-116	P24643	..... 5-16	P24887	..... 1-312	P25143	..... 1-314, 1-320
P24466	..... 1-120	P24682	..... 5-60, 5-62, 6-12,	P24888	..... 1-312, 1-314	P25144	..... 1-314, 1-320
P24467	..... 1-120		6-14, 6-18, 6-20,	P24890	..... 4-44	P25145	..... 1-314, 1-320
P24468	..... 1-138		6-24	P24891	..... 4-52	P25146	..... 1-314, 1-320
P24469	..... 1-138	P24704	..... 8-4	P24894	..... 5-88	P25147	..... 1-314
P24470	..... 1-124	P24705	..... 8-4	P24895	..... 4-32	P25148	1-316, 1-322, 1-332
P24471	..... 1-116	P24715	..... 4-14, 4-18, 4-22,	P24900	..... 4-44	P25149	..... 1-316, 1-322
P24472	..... 1-118		4-26, 4-28	P24901	..... 4-52	P25150	..... 1-316
P24473	..... 1-118	P24716	..... 4-14, 4-18, 4-22,	P24904	..... 5-88	P25151	..... 1-316
P24474	..... 1-118		4-26, 4-28	P24905	..... 4-32	P25152	..... 1-316
P24475	..... 1-118	P24720	..... 1-38, 1-72	P24910	..... 4-44, 4-48	P25153	..... 1-316
P24476	..... 1-118	P24721	..... 1-38, 1-42, 1-72,	P24911	..... 5-88	P25154	..... 1-318
P24477	..... 1-118		1-76	P24912	..... 4-32	P25155	..... 1-316
P24478	..... 1-118	P24731	..... 1-58	P24915	..... 4-52	P25156	..... 1-318, 1-322
P24481	..... 1-138	P24735	..... 3-2, 3-10, 3-14	P24916	..... 5-88	P25157	..... 1-316
P24482	..... 1-130	P24738	..... 4-2, 4-12, 4-16,	P24918	..... 4-48	P25158	1-316, 1-322, 1-332
P24483	..... 1-128		4-20, 4-24, 4-44	P24922	..... 4-32	P25159	1-316, 1-324, 1-334
P24484	..... 1-130	P24739	..... 4-12, 4-16, 4-20,	P24926	..... 8-2	P25160	..... 1-316, 1-322
P24485	..... 1-128		4-24, 4-28, 4-48	P24961	..... 6-8	P25162	..... 1-314, 1-320
P24486	..... 1-128, 1-130	P24741	..... 5-18, 5-22, 5-26,	P24981	..... 5-14, 5-20, 5-24,	P25163	..... 1-314, 1-320
P24487	..... 1-128, 1-130		5-60, 5-62, 5-88		5-28, 5-32, 5-36, 6-8	P25165	1-318, 1-322, 1-332
P24488	..... 1-130	P24744	..... 4-2, 4-52, 5-18,	P24982	..... 6-8	P25167	1-318, 1-322, 1-332
P24494	..... 1-142		5-22, 5-26	P24983	..... 1-2, 1-14, 1-18,	P25168	..... 1-316
P24495	..... 1-142	P24745	..... 4-12, 4-16, 4-32		1-30, 1-36, 1-38,	P25170	..... 1-316
P24496	..... 1-144	P24746	..... 3-2		1-42, 1-46, 1-50,	P25172	..... 1-316
P24497	..... 1-144	P24748	..... 3-2		1-68, 1-74, 1-76	P25175	..... 1-318
P24498	..... 1-122	P24766	..... 7-40, 7-44	P24985	..... 2-14, 2-16, 2-18	P25191	..... 1-322

# NUMERICAL INDEX

<u>Number</u>	<u>Page</u>	<u>Number</u>	<u>Page</u>	<u>Number</u>	<u>Page</u>	<u>Number</u>	<u>Page</u>
P25199	9-6, 9-8	P26072	7-2, 7-6, 7-10, 7-14, 7-18, 7-22, 7-26	P26635	1-32	P27135	5-50
P25225	5-30	P26085	8-4	P26746	8-8	P27161	5-72, 5-76, 5-78
P25250	8-22	P26101	5-26	P26755	2-18, 2-20	P27170	5-76, 5-78
P25293	9-12	P26102	5-34	P26784	8-2	P27171	5-72, 6-30
P25297	9-12	P26123	6-12	P26787	8-2	P27183	5-74, 5-76
P25305B	6-10	P26153	1-42, 1-76	P26800	1-320	P27185	5-50
P25347	8-6	P26154	1-42, 1-76	P26801	1-322, 1-332	P27186	5-30
P25351	8-2	P26155	1-324	P26802	1-322, 1-332	P27188	6-30
P25365	1-58	P26156	1-324	P26803	1-326	P27190	5-22, 5-26, 5-40, 5-50
P25386	1-30, 1-36, 1-38, 1-42, 1-46, 1-50	P26157	1-320	P26804	1-322, 1-332	P27223	4-40
P25401	1-150	P26158	1-322	P26805	1-326	P27224	4-34
P25403	1-150	P26159	1-322	P26806	1-326	P27239	4-34
P25408	1-126	P26160	1-320	P26807	1-324, 1-336, 1-338	P27248	4-40
P25411	1-126	P26162	1-322	P26808	1-324, 1-336	P27268	4-34
P25412	1-126	P26163	1-322	P26809	1-320	P27280	4-34
P25413	1-126	P26174	1-326	P26810	1-320	P27297	4-34
P25414	1-126	P26175	1-322	P26811	1-320	P27303	7-52
P25415	1-126	P26176	1-324, 1-336, 1-338	P26812	1-324, 1-334	P27304	7-52
P25416	1-126	P26177	1-324	P26813	1-324	P27305	7-52
P25417	1-126	P26178	1-324, 1-336, 1-338	P26814	1-326	P27306	7-52
P25418	1-126	P26179	1-324, 1-336, 1-338	P26815	1-326	P27307	7-22, 7-26, 7-36, 7-48
P25419	1-136	P26180	1-326, 7-24, 7-26, 7-48	P26816	1-324, 1-336	P27308	6-10, 6-14, 6-20, 7-24, 7-26, 7-48
P25420	1-136	P26190	1-322	P26817	1-322	P27315	7-24, 7-28, 7-32, 7-50
P25421	1-136	P26193	1-322	P26818	1-326	P27328	2-18
P25422	1-136	P26210	1-150, 1-310	P26819	1-326	P27362	5-2, 5-8, 5-14
P25424	1-150	P26232	2-16, 2-18	P26820	1-324	P27370	5-2, 5-8, 5-14, 5-20, 5-24
P25428	1-144	P26248	7-32	P26821	1-324, 1-336, 1-338	P27374	5-28, 5-32, 5-36, 5-64, 5-66, 5-68
P25429	1-144	P26269	7-48	P26822	1-326	P27378	5-24
P25430	1-126	P26270	7-48	P26823	1-326	P27379	4-16, 4-20, 4-26, 5-72, 6-16
P25431	1-126	P26295	8-2	P26824	1-322	P27408	6-12
P25432	1-120	P26296	3-4	P26825	1-324, 1-336	P27428	5-22, 5-26, 5-60, 5-62
P25436	1-120	P26297	3-4	P26826	1-324, 1-336, 1-338	P27450	6-10
P25437	1-120	P26311	1-312	P26827	1-324	P27469	5-24, 5-28, 5-32, 5-36
P25438	1-120	P26312	1-8, 1-24, 1-56, 1-58, 1-82	P26828	1-324	P27504	7-18, 7-22, 7-26, 7-32, 7-48
P25439	1-120	P26318	1-336, 1-338	P26829	1-324, 1-334	P27505	7-26, 7-48
P25440	1-120	P26323	7-16, 7-20, 7-24, 7-30, 7-34	P26830	1-324, 1-334	P27506	7-22, 7-26, 7-48
P25455	5-72, 5-76	P26325	4-12, 4-16, 4-20, 4-24, 4-28	P26831	1-322	P27507	7-26, 7-32, 7-36
P25473	5-72, 5-76	P26335	4-16, 4-20, 4-24, 4-28	P26832	1-326	P27508	7-22, 7-26, 7-36, 7-48
P25495	7-38	P26338	6-10	P26833	1-326	P27509	7-48
P25510	2-2, 2-8	P26473	8-2	P26834	1-324, 1-338	P27511	7-22
P25520	2-2, 2-6	P26474	8-2	P26835	1-322	P27512	7-22, 7-26, 7-48
P25545	8-2	P26483	7-22, 7-26, 7-48	P26836	1-322	P27513	7-22, 7-26, 7-48
P25546	8-2	P26488	8-2	P26837	1-326	P27514	7-22, 7-26, 7-36, 7-48
P25548	8-4	P26493	3-2, 3-10, 3-14	P26838	1-324, 1-338	P27525	7-26, 7-32
P25851	5-72, 5-76, 5-78	P26513	1-42, 1-76	P26839	1-324, 1-336	P27541	7-26
P25861	5-50	P26609	5-72, 5-76	P26840	1-324, 1-334	P27558	8-4
P25867	6-30	P26611	6-12	P26841	1-324	P27570	4-16, 4-20, 4-24, 4-28, 4-40
P25885	6-18, 6-20, 6-24	P26612	6-12	P26842	1-324	P27585	8-4
P25887	5-72, 5-76, 5-78	P26614	5-74	P26843	1-322		
P26017	6-10	P26615	6-12	P26844	1-322		
P26018	6-14	P26616	5-74, 5-76	P26845	1-324, 1-334		
P26025	7-40, 7-46	P26617	6-12, 6-14, 6-18, 6-20, 6-24	P26846	1-322		
P26040	5-14, 5-20, 5-24, 5-28, 5-32, 5-36	P26618	5-16, 5-22	P26847	1-322		
P26041	5-14, 5-20, 5-24, 5-28	P26629	4-2	P26848	1-320		
P26042	5-14, 5-20, 5-24, 5-28, 5-32, 5-36			P26849	1-326		
P26043	5-14, 5-20, 5-24, 5-28, 5-32, 5-36			P26871	1-324		
				P26872	1-324		
				P26873	1-324		
				P26874	1-324		
				P26875	1-324		
				P27018	1-152		

Number	Page	Number	Page	Number	Page	Number	Page
P27600	7-28	P28481	5-20, 5-24	P29208C	7-32	P30170	5-50
P27608	6-10	P28487	6-18, 6-24	P29220	8-4	P30189	5-50
P27609	5-82	P28488	5-60	P29221	8-4	P30204	5-28, 5-32, 5-36
P27611	4-16	P28492	5-40, 5-50	P29222	8-4	P30423	7-38
P27620	1-66	P28495	5-40, 5-46	P29252	4-14, 4-18, 4-22, 4-24	P30740	6-30
P27650	5-72, 5-76, 5-78	P28496	5-64, 5-66, 5-68	P29253	4-6, 4-8, 4-12, 4-16, 4-20, 4-24, 4-28	P30846	8-4
P27653	5-40	P28522	8-2	P29254	4-14, 4-18, 4-20, 4-24, 4-28	P30959	7-36
P27661	5-30, 5-32, 5-38	P28523	8-4	P29257	5-72, 5-76, 5-78	P30989	2-6
P27662	5-66	P28550	7-26, 7-48	P29258	5-72	P31002	7-32
P27665	5-64, 5-66, 5-68	P28552	7-48	P29259	5-72, 5-76, 5-78	P31041	1-328
P27666	5-60, 5-62	P28555	7-26, 7-48	P29274	5-40	P31122	1-46, 1-50
P27670	5-78	P28556	7-26, 7-48	P29323	1-292, 1-298	P31134	1-46
P27674	6-20	P28558	7-50	P29325	5-40, 5-50	P31143	1-58
P27692	6-14	P28568	7-32	P29415	5-42, 5-46	P31145	1-50
P27711	5-26	P28597	7-36	P29471	5-30, 5-38	P31148	8-4
P27713	5-22	P28602	6-16	P29473	5-30, 5-38	P31170	6-30
P27717	5-22	P28620	4-8, 4-14, 4-18	P29547	3-14	P31182	5-66
P27729	5-72, 5-76, 5-78	P28621	4-8, 4-14, 4-18, 4-22, 4-24	P29548	3-14	P31183	5-66
P27740	6-14	P28622	4-8, 4-14, 4-18, 4-22, 4-24	P29695	7-30	P31259	1-46
P27758	3-10, 3-14	P28623	6-16	P29708	7-30	P31260	1-46
P27780	4-2, 4-20, 4-24, 4-34	P28624	6-16	P29762	5-30, 5-34, 5-38	P31331	1-340
P27784	7-26	P28650	2-18	P29763	5-30, 5-38	P31334	1-342
P27789	7-26	P28652	5-82	P29764	5-30, 5-32, 5-38	P31339	1-336, 1-338
P27790	7-26	P28653	2-2, 2-6	P29765	5-60, 5-62	P31340	1-332
P27803	7-28, 7-32, 7-50	P28654	2-2, 2-8	P29766	5-60, 5-62	P31341	1-332
P27805	4-16, 4-20, 4-26, 5-24, 5-28, 5-32, 5-36, 5-64, 5-66, 5-68, 5-72	P28655	2-2, 2-6	P29767	5-60, 5-62	P31342	1-332
P27808	5-20, 5-24, 5-28, 5-32, 5-36	P28659	2-12, 2-14, 2-16, 2-18, 2-20	P29768	5-30, 5-32, 5-38	P31343	1-332
P27810	5-14, 5-20, 5-24, 5-28, 5-32, 5-36	P28660	2-2	P29769	6-18, 6-24	P31344	1-332
P27820	7-26, 7-36	P28669	3-2	P29770	6-18, 6-20, 6-24	P31345	1-336, 1-338
P27824	2-16, 2-18	P28671	3-2	P29771	5-76, 5-78	P31346	1-340
P27830	6-14, 6-18, 6-20, 6-24	P28673	2-2	P29772	6-18, 6-20, 6-24	P31347	1-340
P27853	4-34	P28679	5-76	P29773	5-30, 5-32, 5-38	P31348	1-342
P27855	4-34	P28683	2-2	P29774	5-30, 5-32, 5-38	P31349	1-342
P27858	4-40	P28684	2-2	P29775	5-60, 5-62	P31351	1-338
P27880	4-34	P28691	5-82	P29776	4-2	P31352	1-338
P27887	4-34	P28692	5-82	P29777	4-2	P31353	1-338
P27919	7-36	P28697	7-26	P29778	5-64	P31354	1-338
P27924	2-2	P28704	2-18, 2-20	P29779	5-64, 5-66, 5-68	P31355	1-336, 1-338
P27925	2-2	P28705	5-60	P29780	5-76, 5-78	P31356	1-336, 1-338
P27926	2-2	P28706	5-60	P29781	5-40, 5-50	P31357	1-336, 1-338
P27927	2-2	P28707	5-60	P29782	5-40, 5-50	P31358	1-336, 1-338
P27928	2-2, 2-8	P28714	7-26, 7-48	P29783	5-40, 5-50	P31359	1-336, 1-338
P27930	3-10, 3-14	P28721	7-26, 7-48	P29784	5-64, 5-66, 5-68	P31360	1-338
P27935	5-44, 5-48	P28728	5-28, 5-36	P29785	5-64	P31363	1-336, 1-338
P27957	5-84	P28747	7-52	P29787	4-2	P31364	1-336, 1-338
P27958	7-42, 7-46	P28776	5-28, 5-32, 5-36	P29788	4-2	P31366	1-328
P27976	6-10, 6-14	P28779	8-4	P29789	4-2	P31367	1-328
P27977	6-10	P28781	8-4	P29790	4-2	P31369	1-328
P27980	6-30	P28794	2-18, 2-20	P29791	4-2	P31372	1-328
P28200	4-2, 4-24	P28954	5-44, 5-48	P29792	4-2	P31373	1-328
P28327	6-30	P29097	7-30	P29793	4-2	P31374	1-328
P28455	5-82	P29100	5-76, 5-78	P29794	4-2	P31375	1-328
P28456	7-26, 7-48	P29122	6-14, 6-18, 6-20, 6-24	P29919	5-28, 5-32, 5-36	P31376	1-328, 1-332
P28457	6-26, 6-28	P29136	6-18, 6-20, 6-24	P29920	6-18, 6-20, 6-24	P31377	1-328, 1-332
P28470	2-18, 2-20	P29154	5-40, 5-50	P29963	5-68	P31378	1-328
		P29167	5-72	P29994	5-50	P31379	1-328
		P29171	6-14	P30022	8-10	P31380	1-328
				P30146	7-32	P31381	1-328
						P31382	1-328
						P31383	1-328
						P31384	1-328

# NUMERICAL INDEX

Number	Page	Number	Page	Number	Page	Number	Page
P31385	1-328	P31544	1-332	P31638	1-200, 1-226	P31737	1-160
P31386	1-328	P31557	5-62	P31639	1-226	P31738	1-160
P31387	1-328	P31559	5-52	P31640	1-200, 1-226	P31739	1-160
P31388	1-328	P31564	7-36	P31641	1-200, 1-226	P31740	1-160, 1-174
P31389	1-328	P31573	1-48, 1-52	P31642	1-200, 1-226	P31741	1-160
P31390	1-328	P31574	1-52	P31643	1-200, 1-226	P31742	1-160
P31391	1-328	P31576	1-56	P31644	1-226	P31743	1-160, 1-194
P31392	1-328	P31580	7-38	P31645	1-200, 1-226	P31744	1-160
P31393	1-328	P31598	5-54	P31646	1-200, 1-226	P31745	1-160
P31394	1-330	P31600	1-220, 1-246	P31647	1-226	P31746	1-160
P31395	1-330	P31605	1-196, 1-198, 1-200, 1-222, 1-224, 1-226	P31648	1-200, 1-226	P31747	1-160, 1-168
P31396	1-328	P31606	1-196, 1-198, 1-200, 1-222, 1-224, 1-226	P31649	1-200, 1-226	P31748	1-160
P31397	1-328	P31607	1-196, 1-198, 1-200, 1-222, 1-224, 1-226	P31658	7-36	P31749	1-160
P31398	1-328	P31608	1-196, 1-198, 1-222, 1-224	P31659	7-32	P31750	1-160
P31399	1-330	P31609	1-196, 1-198, 1-200, 1-222, 1-224, 1-226	P31660	1-216, 1-242, 7-32	P31751	1-160, 1-182
P31406	5-50, 5-56	P31610	1-196, 1-198, 1-200, 1-222, 1-224, 1-226	P31664	7-36	P31752	1-160
P31427	4-12, 4-16, 4-20, 4-24, 4-28	P31611	1-198, 1-200, 1-222, 1-224, 1-226	P31666	7-36	P31753	1-160
P31437	1-46, 1-50	P31612	1-196, 1-198, 1-200, 1-222, 1-224, 1-226	P31667	8-4	P31754	1-160
P31443	5-50	P31613	1-222	P31668	8-4	P31755	1-160
P31449	5-32, 5-36	P31614	1-222	P31669	1-66	P31756	1-160
P31462	5-52, 5-56	P31615	1-196, 1-198, 1-200, 1-222, 1-224, 1-226	P31671	1-66	P31757	1-160
P31463	5-52, 5-56	P31616	1-222	P31683	7-36	P31758	1-160
P31464	5-52, 5-56	P31617	1-196, 1-198, 1-200, 1-222, 1-224, 1-226	P31685	7-36	P31759	1-160
P31465	5-52, 5-56	P31618	1-196, 1-198, 1-200, 1-222, 1-224, 1-226	P31690	8-4	P31760	1-164
P31466	5-52, 5-56	P31619	1-196, 1-198, 1-200, 1-222, 1-224, 1-226	P31700	1-154	P31761	1-164, 1-170, 1-176
P31469	5-52, 5-56	P31620	1-196, 1-198, 1-200, 1-222, 1-224, 1-226	P31701	1-154	P31762	1-162
P31470	5-52, 5-56	P31621	1-198, 1-222, 1-224	P31702	1-154	P31763	1-162
P31471	5-52, 5-56	P31622	1-196, 1-198, 1-200, 1-222, 1-224, 1-226	P31703	1-154	P31764	1-162
P31473	5-52, 5-56	P31623	1-198, 1-222, 1-224	P31704	1-154	P31765	1-162
P31474	5-52, 5-56	P31624	1-222, 1-224	P31705	1-156	P31766	1-162
P31476	5-52, 5-56	P31625	1-196, 1-198, 1-222, 1-224	P31706	1-156	P31767	1-162
P31477	5-52, 5-56	P31626	1-196, 1-198, 1-222, 1-224	P31707	1-156	P31768	1-162
P31478	5-52, 5-56	P31627	1-196, 1-198, 1-224	P31708	1-156	P31769	1-162
P31479	5-58	P31628	1-198, 1-200, 1-224, 1-226	P31709	1-156, 1-188	P31770	1-162
P31483	5-54, 5-58	P31629	1-224	P31710	1-156, 1-186	P31771	1-162
P31484	5-58	P31630	1-224	P31711	1-158	P31772	1-162
P31485	5-58	P31631	1-198, 1-224	P31712	1-158	P31773	1-162
P31487	5-54, 5-58	P31632	1-198, 1-224	P31713	1-158	P31774	1-162
P31489	5-54	P31633	1-224	P31714	1-158, 1-168	P31775	1-162
P31501	1-330	P31634	1-196, 1-198, 1-224	P31715	1-158	P31776	1-162
P31502	1-330, 1-332	P31635	1-198, 1-200, 1-224, 1-226	P31716	1-158	P31777	1-162
P31504	1-336, 1-338	P31636	1-226	P31717	1-158	P31778	1-162
P31515	1-332	P31637	1-200, 1-226, 1-328	P31718	1-158	P31779	1-162
P31516	1-336, 1-338			P31719	1-158	P31780	1-162
P31517	1-336, 1-338			P31720	1-158	P31781	1-162
P31526	1-340			P31721	1-158	P31782	1-162
P31527	1-340			P31722	1-158	P31783	1-162
P31528	1-336, 1-338			P31723	1-158	P31784	1-162
P31529	1-336			P31724	1-158	P31785	1-162
P31530	1-334			P31725	1-158	P31786	1-162
P31531	1-332			P31726	1-158	P31787	1-162
P31532	1-332			P31727	1-158	P31788	1-162, 1-168, 1-174
P31534	1-328			P31728	1-158	P31789	1-162, 1-168, 1-174
P31535	1-328			P31729	1-158	P31790	1-162
P31536	1-328			P31730	1-158	P31791	1-164, 1-170, 1-174
P31538	1-328			P31731	1-158	P31792	1-164, 1-170, 1-174
P31539	1-328			P31732	1-158	P31793	1-164, 1-170, 1-174
P31540	1-328			P31733	1-158, 1-184	P31794	1-164, 1-170, 1-174
P31541	1-328			P31734	1-158	P31795	1-164, 1-170, 1-174
P31542	1-330			P31735	1-160	P31796	1-164, 1-170, 1-174
				P31736	1-160	P31797	1-164, 1-170, 1-174

# NUMERICAL INDEX

<u>Number</u>	<u>Page</u>	<u>Number</u>	<u>Page</u>	<u>Number</u>	<u>Page</u>	<u>Number</u>	<u>Page</u>
P31798	1-164, 1-170, 1-174	P31854	1-168	P31915	1-174	P31976	1-180
P31799	1-164, 1-170, 1-174	P31855	1-168	P31916	1-176	P31977	1-180
P31800	1-164, 1-170, 1-174	P31856	1-168	P31917	1-176	P31978	1-182
P31801	1-164, 1-170, 1-174	P31857	1-168	P31918	1-176	P31979	1-182
P31802	1-164, 1-170, 1-174	P31858	1-168	P31919	1-176	P31980	1-182
P31803	1-164, 1-170, 1-174	P31859	1-168	P31920	1-176	P31981	1-182
P31804	1-164, 1-170, 1-174	P31860	1-168	P31921	1-176	P31982	1-182
P31805	1-164, 1-170, 1-174	P31861	1-168	P31922	1-176	P31983	1-182
P31806	1-164, 1-170, 1-174	P31862	1-168	P31923	1-184	P31984	1-182
P31807	1-164, 1-170, 1-174	P31863	1-168	P31924	1-184	P31985	1-182
P31808	1-164, 1-170, 1-174	P31864	1-168	P31925	1-46, 1-50, 1-184	P31986	1-182
P31809	1-164, 1-170, 1-174	P31865	1-168	P31926	1-50, 1-184	P31987	1-182
P31810	1-164, 1-170, 1-174	P31866	1-168	P31927	1-176	P31988	1-182
P31811	1-164, 1-170, 1-174	P31867	1-168	P31928	1-176	P31989	1-184
P31812	1-164, 1-170, 1-174	P31868	1-168	P31929	1-176	P31990	1-184
P31813	1-164, 1-170, 1-174	P31869	1-168	P31930	1-176	P31991	1-184
P31814	1-164, 1-170, 1-174	P31870	1-168	P31931	1-176	P31992	1-184
P31815	1-164, 1-170, 1-174	P31871	1-168	P31932	1-176	P31993	1-184
P31816	1-164, 1-170, 1-174	P31872	1-168	P31933	1-176	P31994	1-184
P31817	1-164, 1-170, 1-174	P31873	1-168	P31934	1-176	P31995	1-184
P31818	1-164, 1-170, 1-174	P31874	1-168	P31935	1-176	P31996	1-184
P31819	1-164, 1-170, 1-174	P31875	1-168	P31936	1-176	P31997	1-184
P31820	1-164, 1-170, 1-174	P31876	1-168	P31937	1-176	P31998	1-184
P31821	1-164, 1-170, 1-174	P31877	1-168	P31938	1-178	P31999	1-184
P31822	1-164	P31878	1-168	P31939	1-178	P32000	1-184
P31823	1-164	P31879	1-168	P31940	1-178	P32001	1-184
P31824	1-164	P31880	1-168	P31941	1-178	P32002	1-184
P31825	1-164, 1-170, 1-174	P31881	1-168	P31942	1-178	P32003	1-184
P31826	1-164, 1-170, 1-176	P31882	1-168	P31943	1-178	P32004	1-184
P31827	1-164, 1-170, 1-176	P31883	1-168	P31944	1-178	P32005	1-184
P31828	1-164, 1-170, 1-176	P31884	1-168	P31945	1-178	P32006	1-186
P31829	1-164, 1-170, 1-176	P31885	1-168	P31946	1-178	P32007	1-186
P31830	1-164, 1-170, 1-176	P31886	1-168	P31947	1-178	P32008	1-186
P31831	1-164, 1-170	P31887	1-170	P31948	1-178	P32009	1-186
P31832	1-164, 1-170, 1-176	P31888	1-170	P31949	1-178	P32010	1-186
P31833	1-166	P31889	1-170	P31950	1-176	P32011	1-186
P31834	1-166	P31890	1-170	P31951	1-176	P32012	1-186
P31835	1-166	P31891	1-172	P31952	1-176	P32013	1-186
P31836	1-166	P31892	1-172	P31953	1-180	P32014	1-186
P31837	1-166	P31893	1-172	P31954	1-180	P32015	1-186, 1-188
P31838	1-166	P31894	1-172	P31955	1-180	P32016	1-186
P31839	1-166	P31895	1-172	P31956	1-180	P32017	1-186, 1-188
P31840	1-164	P31896	1-172	P31957	1-180	P32018	1-186, 1-188, 1-192
P31841	1-166	P31897	1-172	P31958	1-180	P32019	1-186
P31842	1-166	P31898	1-172	P31959	1-180	P32020	1-186
P31843	1-166	P31899	1-172	P31960	1-180	P32021	1-186
P31844	1-166	P31900	1-172	P31961	1-180	P32022	1-186
P31845	1-166, 1-184	P31901	1-172	P31962	1-180	P32023	1-186
P31846	1-166	P31902	1-172	P31963	1-180	P32024	1-186
P31847	1-162, 1-166, 1-168, 1-172, 1-174, 1-178	P31903	1-172	P31964	1-180	P32025	1-186
P31848	1-162, 1-166, 1-168, 1-172, 1-174, 1-178	P31904	1-172	P31965	1-180	P32026	1-188
P31849	1-162, 1-166, 1-168, 1-172, 1-174, 1-178	P31905	1-172	P31966	1-180	P32027	1-188
P31850	1-162, 1-166, 1-168, 1-172, 1-174, 1-178	P31906	1-172	P31967	1-180	P32028	1-188
P31851	1-162, 1-166, 1-168, 1-172, 1-174, 1-178	P31907	1-172	P31968	1-180	P32029	1-188
P31852	1-170	P31908	1-172	P31969	1-180	P32030	1-188
P31853	1-168	P31909	1-172	P31970	1-180	P32031	1-188
		P31910	1-172	P31971	1-180	P32032	1-188
		P31911	1-176	P31972	1-180	P32033	1-188
		P31912	1-174	P31973	1-180	P32034	1-188
		P31913	1-174	P31974	1-180	P32035	1-188
		P31914	1-174	P31975	1-180	P32037	1-188

# NUMERICAL INDEX

Number	Page	Number	Page	Number	Page	Number	Page
P32038	1-188	P32377	1-152	P32732	1-206, 1-232	P32787	1-208, 1-216, 1-218, 1-234, 1-242
P32039	1-188	P32378	1-152	P32733	1-206, 1-232	P32788	1-208, 1-234
P32040	1-188	P32379	1-152	P32734	1-206, 1-232	P32789	1-206, 1-232
P32041	1-188	P32380	1-152	P32735	1-206, 1-232	P32790	1-206, 1-232
P32042	1-188	P32381	1-152	P32736	1-206, 1-232	P32791	1-206, 1-232
P32043	1-188	P32382	1-152	P32737	1-206, 1-232	P32792	1-206, 1-232
P32044	1-188	P32383	1-152	P32739	1-206, 1-232	P32793	1-206, 1-232
P32045	1-188	P32384	1-152	P32740	1-206, 1-208, 1-232, 1-234	P32794	1-206, 1-232
P32047	1-188	P32388	1-152	P32741	1-208, 1-220, 1-234, 1-246	P32795	1-206, 1-232
P32048	1-188	P32390	1-152	P32742	1-206, 1-232	P32796	1-214, 1-232, 1-240
P32049	1-188	P32391	1-152	P32743	1-206, 1-232	P32797	1-210, 1-236
P32050	1-188	P32392	1-152	P32744	1-206, 1-232	P32798	1-210, 1-236
P32051	1-188	P32396	1-152	P32745	1-206, 1-232	P32799	1-210, 1-236
P32052	1-188	P32397	1-152	P32746	1-208, 1-220, 1-234, 1-246	P32800	1-210, 1-236
P32053	1-188	P32398	1-152	P32747	1-208, 1-234	P32801	1-210, 1-236
P32054	1-188	P32413	5-50	P32748	1-208, 1-234	P32802	1-210, 1-236
P32055	1-188	P32415	6-30	P32749	1-208, 1-234	P32803	1-210, 1-236
P32056	1-188	P32419	1-46, 1-50	P32750	1-208, 1-234	P32804	1-210, 1-236
P32057	1-190	P32420	1-46, 1-50	P32751	1-234	P32805	1-210, 1-220, 1-236, 1-246
P32058	1-190	P32575	2-20	P32752	1-208, 1-234	P32806	1-210, 1-236
P32059	1-190	P32578	5-52, 5-56	P32753	1-234	P32807	1-212, 1-238
P32060	1-190	P32633	8-4	P32754	1-234	P32808	1-212, 1-238
P32061	1-190	P32692	5-56, 5-58	P32755	1-208, 1-234	P32809	1-212, 1-238
P32062	1-190	P32693	5-50, 5-52, 5-54	P32756	1-208, 1-234	P32810	1-212, 1-238
P32063	1-190	P32700	1-200, 1-226	P32757	1-208, 1-234	P32811	1-212, 1-238
P32064	1-190	P32701	1-200, 1-226	P32758	1-208, 1-234	P32812	1-212, 1-238
P32065	1-188	P32702	1-226	P32759	1-206, 1-232	P32813	1-212, 1-238
P32066	1-188	P32703	1-226	P32760	1-208, 1-234	P32814	1-212, 1-238
P32067	1-188	P32704	1-226	P32761	1-208, 1-234	P32815	1-240, 1-244
P32068	1-188	P32705	1-226	P32762	1-208, 1-234	P32816	1-214, 1-216, 1-240, 1-242
P32069	1-188	P32706	1-226	P32763	1-208, 1-234	P32817	1-214, 1-240
P32070	1-188	P32707	1-226	P32764	1-208, 1-234	P32818	1-214, 1-240
P32071	1-188, 1-192	P32708	1-226	P32765	1-208, 1-234	P32819	1-214, 1-216, 1-240, 1-242
P32072	1-188	P32709	1-202, 1-228	P32766	1-208, 1-212, 1-234, 1-238	P32820	1-214, 1-216, 1-240, 1-242
P32073	1-188	P32710	1-202, 1-228	P32767	1-208, 1-234	P32821	1-214, 1-240
P32074	1-192	P32711	1-228	P32768	1-206, 1-208, 1-218, 1-232, 1-234, 1-244	P32822	1-214, 1-240
P32075	1-192	P32712	1-228	P32769	1-206, 1-232	P32823	1-214, 1-240
P32076	1-192	P32713	1-204, 1-230	P32770	1-206, 1-232	P32824	1-214, 1-240
P32077	1-192	P32714	1-204, 1-230	P32771	1-206, 1-232	P32825	1-214, 1-240
P32078	1-194	P32715	1-204, 1-230	P32772	1-208, 1-234	P32826	1-214, 1-240
P32079	1-194	P32716	1-204, 1-230	P32773	1-208, 1-234	P32827	1-214, 1-240
P32080	1-194	P32717	1-204, 1-230	P32774	1-208, 1-234	P32828	1-214, 1-240
P32081	1-194	P32718	1-204, 1-230	P32775	1-206, 1-210, 1-232, 1-236	P32829	1-216, 1-242
P32082	1-194	P32719	1-204, 1-230	P32776	1-208, 1-234	P32830	1-216, 1-242
P32083	1-184	P32720	1-206, 1-232	P32777	1-208, 1-234	P32831	1-216, 1-242
P32084	1-194	P32721	1-206, 1-210, 1-232, 1-236	P32778	1-208, 1-234	P32832	1-216, 1-242
P32085	1-194	P32722	1-232	P32779	1-208, 1-234	P32833	1-216, 1-242
P32086	1-194	P32723	1-206, 1-208, 1-232, 1-234	P32780	1-208, 1-234	P32834	1-216, 1-242
P32087	1-194	P32724	1-206, 1-208, 1-232, 1-234	P32781	1-208, 1-234	P32835	1-216, 1-242
P32088	1-194	P32725	1-206, 1-232	P32782	1-208, 1-234	P32836	1-216, 1-242
P32089	1-194	P32726	1-206, 1-232	P32783	1-206, 1-232	P32837	1-216, 1-242
P32090	1-194	P32727	1-206, 1-210, 1-214, 1-232, 1-236, 1-240	P32784	1-206, 1-232	P32838	1-216, 1-242
P32091	1-194	P32728	1-206, 1-232	P32785	1-206, 1-232	P32839	1-216, 1-242
P32092	1-194	P32729	1-206, 1-216, 1-218, 1-232, 1-242	P32786	1-206, 1-232	P32840	1-216, 1-242
P32093	1-182	P32730	1-208, 1-234			P32841	1-242
P32094	1-182	P32731	1-208, 1-234			P32842	1-242
P32095	1-182						
P32096	1-182						
P32099	1-182						
P32100	1-182						
P32101	1-182						

# NUMERICAL INDEX

<u>Number</u>	<u>Page</u>	<u>Number</u>	<u>Page</u>	<u>Number</u>	<u>Page</u>	<u>Number</u>	<u>Page</u>
P32843	..... 1-216, 1-242	P32904	..... 1-214, 1-218				
P32844	..... 1-216, 1-242	P32905	..... 1-214				
P32845	..... 1-242	P32906	..... 1-216				
P32846	..... 1-242, 1-244	P32907	..... 1-216				
P32847	..... 1-218, 1-244	P32908	..... 1-216				
P32848	..... 1-218, 1-244	P32909	..... 1-216, 1-218				
P32849	..... 1-218, 1-244	P32910	..... 1-218				
P32850	..... 1-218, 1-244	P32911	..... 1-218				
P32851	..... 1-218, 1-244	P32912	..... 1-218				
P32852	..... 1-218, 1-244	P32913	..... 1-218				
P32853	..... 1-218, 1-244	P32914	..... 1-218				
P32854	..... 1-218, 1-244	P32915	..... 1-218				
P32855	..... 1-218, 1-244	P32916	..... 1-218				
P32856	..... 1-218, 1-244	P32917	..... 1-218				
P32857	..... 1-218, 1-244	P32918	..... 1-218				
P32858	..... 1-218, 1-244	P32919	..... 1-218				
P32859	..... 1-218, 1-244	P32920	..... 1-218				
P32860	..... 1-196, 1-244	P32921	..... 1-218				
P32861	..... 1-218, 1-244	P32922	..... 1-220				
P32862	..... 1-244	P33037	..... 1-144				
P32863	..... 1-218, 1-244	P40009	..... 5-42, 5-46				
P32864	..... 1-218, 1-244	P40132	..... 2-10				
P32865	..... 1-218, 1-244	P40135	..... 6-30				
P32866	..... 1-244	P40136	..... 7-26, 7-32				
P32867	..... 1-218, 1-244	P40137	..... 7-32				
P32868	..... 1-220, 1-246	P40250	..... 5-42, 5-46				
P32869	..... 1-220, 1-246	P40251	..... 5-42, 5-46				
P32870	..... 1-220, 1-246	P40252	..... 5-42, 5-46				
P32871	..... 1-220, 1-246	P40348	..... 5-40, 5-42				
P32872	..... 1-246	P40490	..... 4-12, 4-16, 4-20, 4-24, 4-28				
P32873	..... 1-220, 1-246	P40755	..... 3-14				
P32874	..... 1-220, 1-246	P40758	..... 3-14				
P32875	..... 1-220, 1-246	P91656	..... 5-42, 5-46				
P32876	..... 1-220, 1-246	P91657	..... 5-42, 5-46				
P32877	..... 1-220, 1-246	P91658	..... 5-42, 5-46				
P32878	..... 1-220, 1-246	P91659	..... 5-42, 5-46				
P32879	..... 1-220, 1-246	P91660	..... 5-42, 5-46				
P32880	..... 1-220, 1-246	P91661	..... 5-42, 5-46				
P32881	..... 1-220, 1-246	P91662	..... 5-42, 5-46				
P32882	..... 1-220, 1-246	P91663	..... 5-42, 5-46				
P32883	..... 1-196	P91664	..... 5-42, 5-46				
P32884	..... 1-198	P91665	..... 5-42, 5-46				
P32885	..... 1-198	P91666	..... 5-42, 5-46				
P32886	..... 1-198	P91667	..... 5-42, 5-46				
P32887	..... 1-198	P91687	..... 5-44, 5-48				
P32888	..... 1-200	P91688	..... 5-44, 5-48				
P32889	..... 1-200	P91689	..... 5-44, 5-48				
P32890	..... 1-200						
P32891	..... 1-200						
P32892	..... 1-200						
P32893	..... 1-200						
P32894	..... 1-200						
P32895	..... 1-200						
P32896	..... 1-200						
P32897	..... 1-200						
P32898	..... 1-200						
P32899	..... 1-200						
P32900	..... 1-202						
P32901	..... 1-206						
P32902	..... 1-208						
P32903	..... 1-208						





The parts information in this publication is based on data available at the time it was printed. Because of continual improvement and advancing product design, your vehicle may not be identical to the parts information shown. Whenever there is a question, obtain the latest parts information available from your local dealer. JLG Industries, Inc. continually updates these publications electronically within our *OnLine Services*.



### **Benefits**

- Available 24 hours a day, 7 days a week for your convenience.
- Prices and parts manuals are always current - reduces errors and saves time.
- Improves service to your customers with quick access to valuable information.
- Reduces time required to gather information.
- Reduces processing time for warranty claims.

### **Program Features**

- In a few easy steps you can:
- Look-up prices and availability.
- Identify parts using graphical parts manuals.
- Enter orders using part numbers, or order by selecting from graphical parts manuals.
- Review order status.
- Review invoices and credits.
- Review shipping information.
- Submit warranty claims

**Visit Us at**

**<http://www.jlg.com>**

Model No. \_\_\_\_\_

Serial No. \_\_\_\_\_



**CORPORATE OFFICE  
JLG INDUSTRIES, INC.**

1 JLG Drive  
McConnellsburg, PA. USA  
17233-9533  
Phone: (717) 485-5161  
Toll Free: (877) 554-5438  
Fax: (717) 485-6417

**Service Direct: (717) 485-6657   Service Fax: (717) 485-6488 or (717) 485-6815**  
**Parts Direct: (717) 485-6472   Parts Fax: (800) 733-8939 or (717) 485-6441**

JLG Industries (Australia)  
P.O. Box 5119  
11 Bolwarra Road  
Port Macquarie  
N.S.W. 2444  
Australia  
Phone: (61) 2 65 811111  
Fax: (61) 2 65 810122

JLG Industries (UK)  
Unit 12, Southside  
Bredbury Park Industrial  
Estate  
Bredbury  
Stockport  
SK6 2sP  
England  
Phone: (44) 870 200 7700  
Fax: (44) 870 200 7711

JLG Deutschland GmbH  
Max Planck Strasse 21  
D-27721 Ritterhude/Ihlpohl  
Bei Bremen  
Germany  
Phone: (49) 421 693 500  
Fax: (49) 421 693 5035

JLG Industries (Italia)  
Via Po, 22  
20010 Pregnana Milanese-MI  
Italy  
Phone: (39) 02 9359 5210  
Fax: (39) 02 9359 5845

JLG Latino Americana Ltda.  
Rua Eng. Carlos Stevenson,  
80-Suite71  
13092-310 Campinas-SP  
Brazil  
Phone: (55) 19 3295 0407  
Fax: (55) 19 3295 1025

JLG Europe B.V.  
Jupiterstraat 234  
2132 HJ Hoofddorp  
The Netherlands  
Phone: (31) 23 565 5665  
Fax: (31) 23 557 2493

JLG Industries (Norge AS)  
Sofeimyrvæien 12  
N-1412 Sofienyr  
Norway  
Phone: (47) 6682 2000  
Fax: (47) 6682 2001

JLG Polska  
Ul. Krolewska  
00-060 Warszawa  
Poland  
Phone: (48) 91 4320 245  
Fax: (48) 91 4358 200

JLG Industries (Europe)  
Kilmartin Place,  
Tannochside Park  
Uddingston G71 5PH  
Scotland  
Phone: (44) 1 698 811005  
Fax: (44) 1 698 811055

JLG Industries (Pty) Ltd.  
Unit 1, 24 Industrial Complex  
Herman Street  
Meadowdale  
Germiston  
South Africa  
Phone: (27) 11 453 1334  
Fax: (27) 11 453 1342

Plataformas Elevadoras  
JLG Iberica, S.L.  
Trapadella, 2  
P.I. Castellbisbal Sur  
08755Castellbisbal  
Spain  
Phone: (34) 93 77 24700  
Fax: (34) 93 77 11762

JLG Industries (Sweden)  
Enkopingsvagen 150  
Box 704  
SE - 175 27 Jarfalla  
Sweden  
Phone: (46) 8 506 59500  
Fax: (46) 8 506 59534

Visit our Web Site at: <http://www.jlg.com>