



Illustrated Parts Manual

Model G6-42P

S/N 0189001 thru 0189345
& 0160000230 & After

91404001

*Revised
March 31, 2014*

EFFECTIVITY PAGE

December 17, 2004 - A - Revised Manual

June 3, 2005 - B - Revised Manual

September 30, 2005 - C - Revised Manual

April 24, 2006 - D - Revised Manual

August 25, 2006 - E - Revised Manual

February 23, 2007 - F - Revised Manual

July 6, 2007 - G - Revised Manual

November 26, 2008 - H - Revised Manual

February 25, 2010 - I - Revised Manual

September 24, 2012 - J - Revised Manual

January 3, 2013 - K - Revised Manual

March 31, 2014 - L - Revised Manual

EFFECTIVITY PAGE

TABLE OF CONTENTS

FIGURE NO.	TITLE	PAGE NO.
SECTION 1 –		
FRAME & ATTACHING PARTS		1-1
1-1	Frame Shrouding & Trim	1-2
1-2	Rear Axle & Attaching Parts	1-8
1-3	Front Axle Mounting	1-12
 SECTION 2 –		
BOOM		2-1
2-1	First Boom Section	2-2
2-2	Bearing Pads, Spacers & Shims, (First Boom Section)	2-4
2-3	Second Boom Section	2-6
2-4	Bearing Pads, Spacers & Shims, (Second Boom Section)	2-8
2-5	Third Boom Section	2-12
2-6	Bearing Pads, Spacers & Shims, (Third Boom Section)	2-14
2-7	Push/Beam Extend Chain & Roller Assembly	2-16
2-8	Quick Switch Assembly	2-18
 SECTION 3 –		
ATTACHMENTS		3-1
3-1	Tilt Carriage	3-2
3-2	Buckets	3-6
3-3	48 Inch & 72 Inch Slope Piler Carriage	3-8
3-4	Side Tilt Carriage	3-10
3-5	Truss Boom	3-12
3-6	10 Foot & 15 Foot Truss Boom With Winch	3-16
3-7	12 Foot Truss Boom With Winch	3-18
3-8	100 Degree Swing Fork Assembly	3-20
3-9	90 Degree Swing Carriage	3-24
3-10	Sheet Material Handler	3-26
3-11	Winch Installation	3-30
3-12	100 Degree Drywall Swing Carriage Assembly	3-32
3-13	Personnel Platform	3-36
3-14	Fork Mounted Platform	3-38
3-15	100 Degree Swing Carriage With Side Tilt	3-42
3-16	Forks	3-46
3-17	Fork Mounted Lifting Hook	3-48
3-18	Grapple Bucket	3-52
3-19	Fork Pin Lock Installation	3-54
3-20	6 Foot Mast With 48 Inch & 72 Inch Carriage	3-56
3-21	8 Foot Standard Mast	3-58
3-22	8 Foot Side Tilt Electric Mast	3-62

TABLE OF CONTENTS

FIGURE NO.	TITLE	PAGE NO.
SECTION 4 –		
ENGINE & ATTACHING PARTS		4-1
4-1	Engine Assembly, LH View	4-2
4-2	Engine Assembly, RH View	4-14
4-3	John Deere Engine	4-26
4-4	Fuel Tank & Lines	4-38
4-5	Radiator Assembly	4-42
4-6	Air Cleaner & Installation	4-46
4-7	Exhaust Installation	4-52
SECTION 5 –		
DRIVE TRAIN		5-1
5-1	Front Axle Assembly - Rockwell	5-2
5-2	Front Axle - Rockwell	5-4
5-3	Carrier Assembly - Rockwell	5-6
5-4	Brake Assembly - Rockwell	5-10
5-5	Left & Right Housing & Axle & Wheel Flange Assemblies - Rockwell	5-12
5-6	Front Axle Assembly - Carraro	5-14
5-7	Front Axle - Carraro	5-16
5-8	Carrier Assembly - Carraro	5-18
5-9	Brake Assembly - Carraro	5-22
5-10	Axle Housing Assembly - Carraro	5-24
5-11	Rear Axle Drive Hub	5-26
5-12	Tires & Rims	5-30
SECTION 6 –		
CAB		6-1
6-1	Open Cab	6-2
6-2	Cab Enclosure With Heater Option	6-4
6-3	Cab Enclosure	6-10
6-4	Cab Enclosure	6-12
6-5	Suspension Seat	6-14
6-6	Dash Assembly	6-16
6-7	Instrument Panel	6-18
SECTION 7 –		
CONTROLS		7-1
7-1	Tilt & Sway	7-2
7-2	Accelerator Pedal Assembly	7-4
7-3	Steering Column & Attaching Parts	7-10
7-4	Brake Pedal Assembly	7-12
7-5	Foot Switch	7-14
7-6	Boom Joystick Assembly	7-18
7-7	Joystick Assembly	7-20

TABLE OF CONTENTS

FIGURE NO.	TITLE	PAGE NO.
7-8	RH Horizontal Control Assembly	7-22
SECTION 8 –		
	HYDRAULIC CIRCUITS	8-1
8-1	Oil Supply Lines	8-2
8-2	Dump Circuit	8-4
8-3	Front Drive Motor	8-8
8-4	Rear Drive Motors	8-10
8-5	Steering Cylinders	8-14
8-6	Service/Parking Brake	8-16
8-7	Boom Joystick	8-18
8-8	Lift Cylinder	8-20
8-9	Crowd Cylinder	8-22
8-10	Tilt & Compensating Cylinder	8-24
8-11	Sway Cylinder	8-28
SECTION 9 –		
	HYDRAULIC COMPONENTS	9-1
9-1	Lift Cylinder	9-2
9-2	Crowd Cylinder - Iowa	9-12
9-3	Tilt Cylinder - Iowa	9-16
9-4	Compensating Cylinder	9-20
9-5	Sway Cylinder - Iowa	9-26
9-6	Steering Cylinder - Iowa	9-30
9-7	Main Control Valve	9-34
9-8	Hydrostatic Transmission	9-38
9-9	Implement Pump	9-44
9-10	Front Drive Motor	9-46
9-11	Rear Drive Motors	9-48
9-12	Hydraulic Tank Assembly	9-50
9-13	Oil Filter Assembly	9-52
9-14	Traction Lock Valve	9-54
9-15	Inching Valve	9-56
9-16	Brake Valve	9-58
9-17	Priority Flow Divider Valve & Assembly	9-62
9-18	Thermal Bypass Valve	9-64
9-19	Sway Cylinder Valve	9-66
9-20	Solenoid Valve	9-70
9-21	Grapple Bucket Cylinder	9-72
9-22	Side Tilt Carriage Cylinder	9-74
9-23	72 Inch 90 Degree Swing Carriage Cylinder	9-76

TABLE OF CONTENTS

FIGURE NO.	TITLE	PAGE NO.
SECTION 10 –		
	ELECTRICAL	10-1
10-1	Battery & Cables	10-2
10-2	Engine Harness	10-4
10-3	Boom Work Lights Harness	10-10
10-4	Cab Work Light Harness	10-12
10-5	Cab Work Light & Beacon Light Harness	10-14
10-6	Frame Road Lights Harness	10-16
10-7	Cab Road Lights Harness	10-18
 SECTION 11 –		
	DECALS	11-1
11-1	Cab & Frame Decals	11-2
11-2	Boom Decals	11-10
 SECTION 12 –		
	OPTIONS	12-1
12-1	Turbo Option	12-2
12-2	Turbo Engine Assembly, LH View	12-6
12-3	Turbo Engine Assembly, RH View	12-14
12-4	John Deere Turbo Engine	12-22
12-5	Turbo Radiator Assembly	12-26
12-6	Turbo Air Cleaner & Installation	12-28
12-7	Turbo Exhaust Installation	12-32
12-8	Heater Option Assembly	12-34
12-9	Suspension Seat	12-40
12-10	Work Light Package	12-42
12-11	Cold Start Installation	12-46
12-12	Block Heater Installation	12-48
12-13	Stabilizer Option	12-50
12-14	Stabilizer Cylinder - Iowa	12-52
12-15	Beacon Light Package	12-54
12-16	Tilt on Joystick With LH Sway	12-56
12-17	Tilt on Joystick With RH Sway	12-58
12-18	LH Sway Option Assembly	12-62
12-19	RH Tilt & Sway Assembly	12-64
12-20	Auxiliary Boom Assembly	12-66
12-21	LH Auxiliary Hydraulics Assembly	12-70
12-22	RH Auxiliary Hydraulics Assembly	12-72
12-23	Auxiliary Electrics Assembly	12-74
12-24	Main Control Valve With Auxiliary Hydraulics	12-82
12-25	Boom Joystick With Tilt	12-90
12-26	Sway Cylinder	12-92
12-27	Swing Cylinder	12-94

TABLE OF CONTENTS

FIGURE NO.	TITLE	PAGE NO.
12-28	5 Inch & 8 Inch Winch	12-96
12-29	Winch Motor	12-100
12-30	Truss Boom Pressure Reducer Valve - 1200 PSI	12-102
12-31	Truss Boom Pressure Reducer Valve - 1360 PSI	12-104
12-32	Starter Kit	12-106
12-33	Fuel/Water Separator Installation	12-108
12-34	Standard Seat Replacement Kit	12-110
12-35	Heavy Seat Replacement Kit	12-112
12-36	Work Light Installation	12-114
12-37	Pintle Hook Installation	12-122
12-38	Winch	12-124
12-39	Swing Cylinder	12-126
12-40	Road Lights Installation	12-128
12-41	Beacon Light Installation	12-132
12-42	Stabilizer Valve	12-136
SECTION 13 –		
	RECOMMENDED SPARE PARTS	13-1
SECTION 14 – PART NUMBER INDEX		14-1

TABLE OF CONTENTS


FIGURE NO.

TITLE

PAGE NO.

SECTION 1

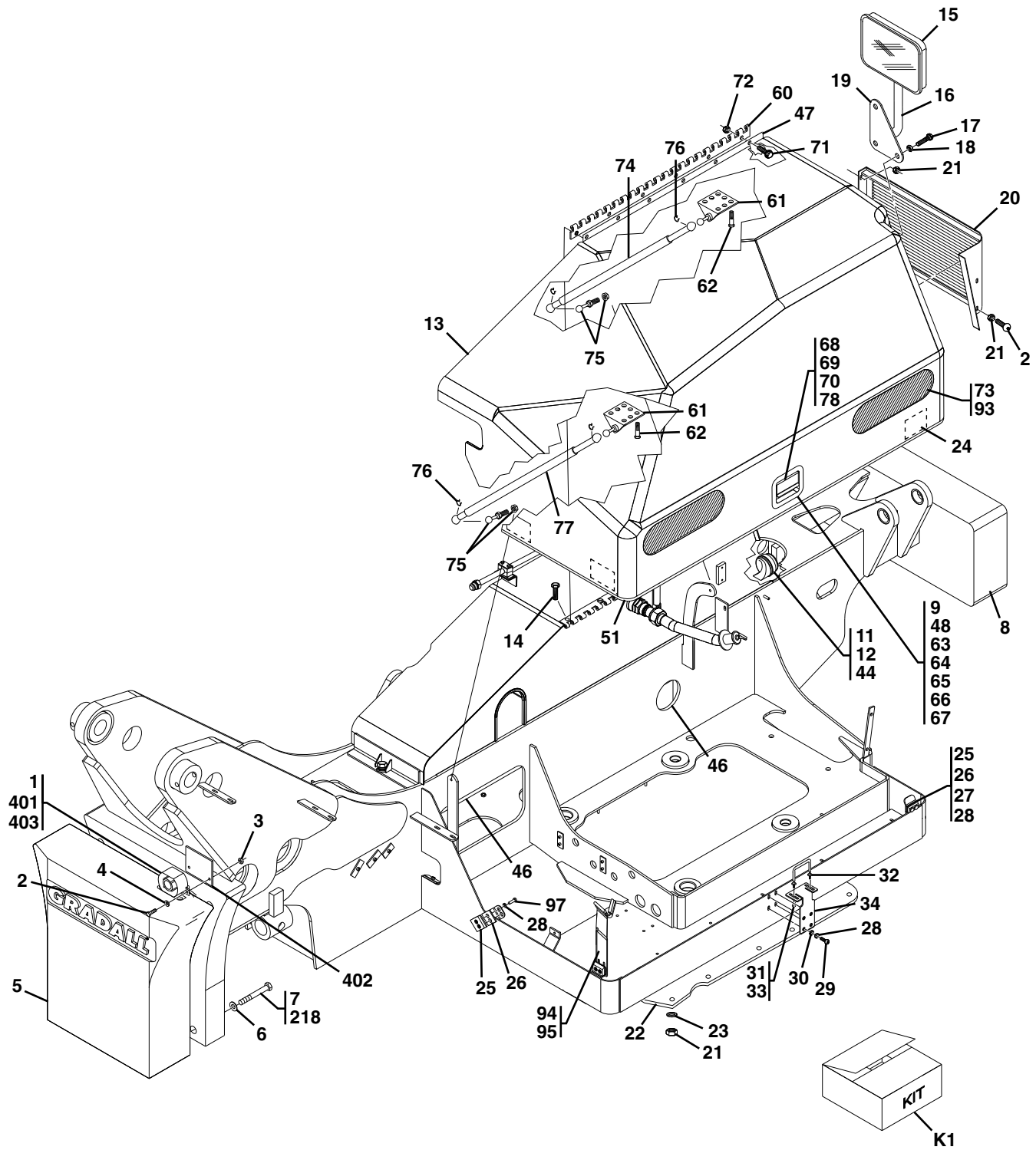
FRAME & ATTACHING PARTS





FRAME & ATTACHING PARTS

Figure 1-1 Frame Shrouding & Trim

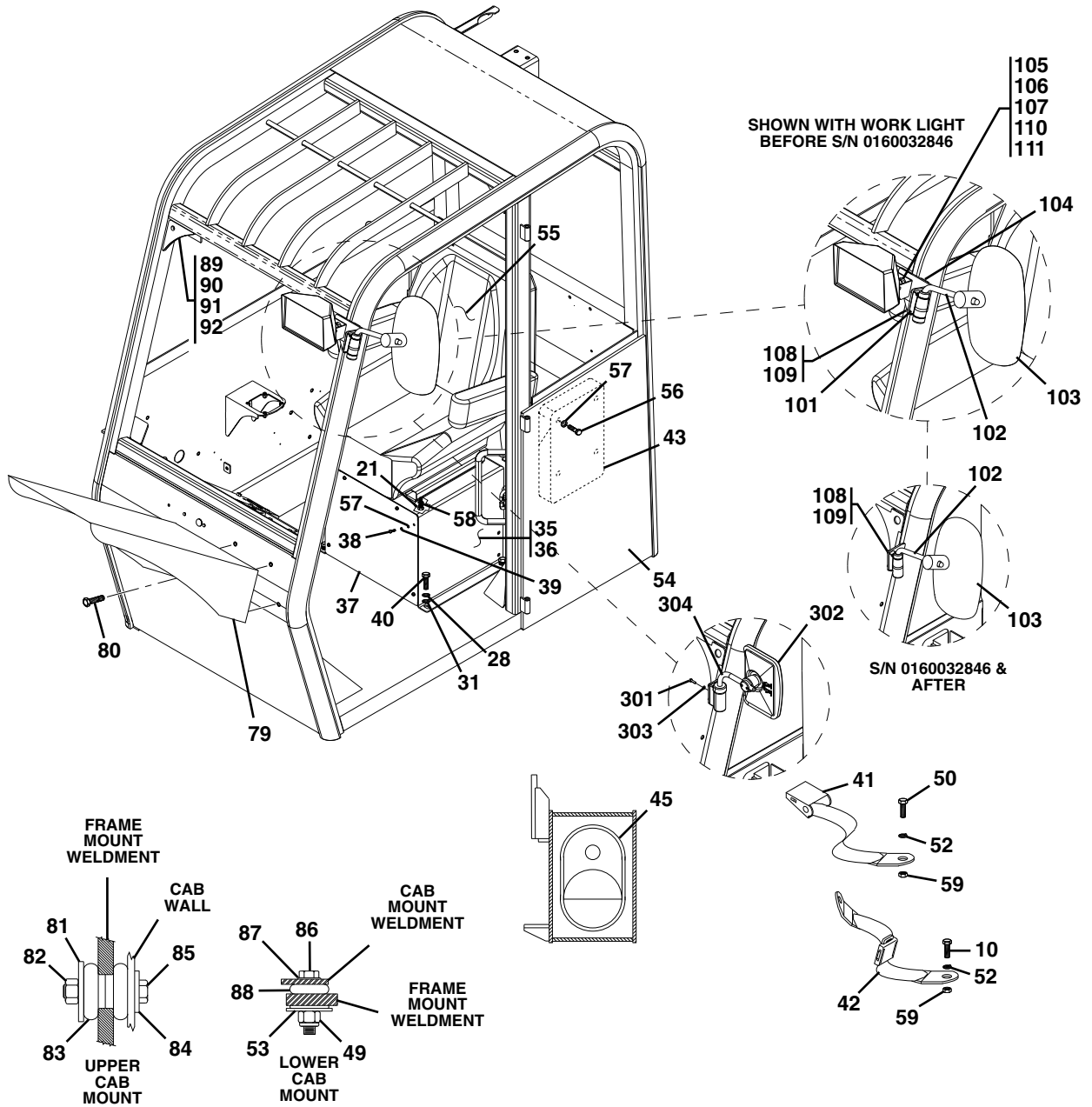


PAP23330

FRAME & ATTACHING PARTS



Figure 1-1 Frame Shrouding & Trim (Continued)



PAP23310



FRAME & ATTACHING PARTS

Figure 1-1 Frame Shrouding & Trim

Item	Part Number	Qty.	Description	Rev.
	14404646	AR	T-9 METAL PROTECTANT, (1 gal.)	
	14404645	AR	T-9 METAL PROTECTANT, (12 oz.)	
1	91403574	Ref	BACK-UP ALARM, (Before S/N 0160016458), (no longer available, use Kit K1 for replacement)	
	8270621	1	BACK-UP ALARM, (S/N 0160016458 & After)	
2	0641406	2	HEX HD CAPSCREW, 1/4-20X3/4	
3	8305624	2	HEX NUT, 1/4-20	
4	4711400	2	FLAT WASHER, 1/4	
5	91140001	1	COUNTERWEIGHT, (no pintle hook)	
	1001091458	1	COUNTERWEIGHT, (with pintle hook)	
6	88561011	4	FLAT WASHER, 1	
7	83201183	4	HEX HD CAPSCREW, 1-18X6, (torque to 545-595 lb-ft)	
8	NSS	1	FRAME WELDMENT	
9	91404346	2	ROD CLIP	
10	88201551	2	HEX HD CAPSCREW, 7/16-20X1-1/2, GR5, (S/N 0189001 thru 0160015436)	
11	4761500	1	LOCKWASHER, 5/16	
12	91143357	1	HORN	
13	91403268	1	ENGINE COVER, (includes items 9, 24, 47, 48, 51, 60 thru 78 & 93)	E
	91404275	1	ENGINE COVER KEY	
14	88261029	6	SOCKET BUTTON HD CAPSCREW, 3/8-16X1	
15	80263053	1	MIRROR	
16	91406094	1	MIRROR BRACKET	
17	88201036	3	HEX HD CAPSCREW, 3/8-16X1-1/4, GR5	
18	88501106	3	HEAVY HEX JAM NUT, 3/8-16	
19	91401347	1	MIRROR MOUNT BRACKET PLATE	
20	91406117	1	FRONT SHEET METAL COVER	
21	77143006	21	WHIZ-LOCKNUT, 5/16-18, (S/N 0189001 thru 0160015436)	
22	91403441	1	DUST SHIELD	
23	91083533	14	FENDER WASHER	
24	91404344	3	ALUMINUM WEAR PLATES	
25	91403582	3	BEARING PAD	
26	91401524	AR	SHIM	
27	88201534	4	HEX HD CAPSCREW, 3/8-24X1, GR5	
28	88551011	14	LOCKWASHER, 3/8	
29	88261030	4	SOCKET BUTTON HD CAPSCREW, 3/8-16X1-1/4	
30	90027470	4	HARDENED WASHER, 3/8	
31	88561004	6	FLAT WASHER, 3/8	
32	91403600	1	U-BOLT	
33	88501006	2	HEX NUT, 3/8-16	
34	91401570	1	LATCH PLATE	
35	91405051	1	SEAT RISER ASSY, (includes items 36 thru 39)	
36	91406115	1	RISER WELDMENT, (S/N 0189001 thru 0160015436)	
	91516044	1	RISER WELDMENT, (S/N 0160015465 & After)	
37	91401415	1	ACCESS COVER, (S/N 0189001 thru 0160015436)	
38	88261015	6	SOCKET BUTTON HD CAPSCREW, 1/4-20X5/8	
39	88551009	6	LOCKWASHER, 1/4	
40	88201035	4	HEX HD CAPSCREW, 3/8-16X1, GR5	

FRAME & ATTACHING PARTS



Figure 1-1 Frame Shrouding & Trim (Continued)

Item	Part Number	Qty.	Description	Rev.
41	91033029	1	SEAT BELT, (not used with optional seat), (includes items 50 & two of items 52 & 59)	
42	91513099	1	TETHER, (S/N 0189001 thru 0160015436) , (includes items 10, 52 & 59)	
43	91403230	1	MANUAL CASE	
44	88201016	1	HEX HD CAPSCREW, 5/16-18X1/2, GR5	
45	90206202	45 in	TRIM-LOCK	
46	91143220	118 in	TRIM-LOCK	
47	91404343	1	REINFORCING PLATE	
48	91404342	4	RIVET WASHERS	
49	88501012	4	HEX LOCKNUT, 3/4-10	
50	88201549	2	HEX HD CAPSCREW, 7/16-20X1, GR5	
51	91404437	13 ft	BULB SEAL	
52	88551012	4	LOCKWASHER, 7/16, (S/N 0189001 thru 0160015436)	
53	91403098	4	TAIL WASHER	
54		Ref	OPEN CAB ASSY, (see Figure 6-1 for details)	
55		1	TRIM LINE SEAT, (no longer available, see Figure 12-34 for details), (S/N 0189001 thru 0160015436)	
		Ref	SUSPENSION SEAT WITH 2 IN SEAT BELT, (see Figure 6-5 for details), (S/N 0160015465 & After)	
56	88201005	4	HEX HD CAPSCREW, 1/4-20X1, GR5	
57	88561002	10	FLAT WASHER, 1/4	
58	88561003	4	FLAT WASHER, 5/16, (S/N 0189001 thru 0160015436)	
59	88501307	4	HEX NUT, 7/16-20, (S/N 0189001 thru 0160015436)	
60	91404450	1	HINGE, 36 IN	
61	91514246	2	PROP BRACKET, (13mm)	
62	91474411	23	HEX HD SCREW, 8X3/4	
63	91474412	2	LOCKWASHER, 5/16	
64	91474413	2	NUT, 5/16	
65	91474414	2	BOLT, 5/16X1-1/4	
66	91404345	1	LINKAGE ROD	
67	91474416	4	RIVETS, 3/16	
68	91474417	1	PADDLE HANDLE GASKET	
69	91404442	1	ROTARY LATCH	
70	91404441	1	PADDLE HANDLE	
71	80384162	6	BOLT, 3/8X1-1/2	
72	80384164	6	NUT, 3/8	
73	91404347	2	EXPANDED SCREEN	
74	91474423	1	GAS PROP, 225#	
75	8340035	2	BALL STUD, (13mm)	
76	7023483	4	PROP CLIP	
77	91404348	1	GAS PROP, 100#	
78	91474427	1	LATCH PACKING PLATE	
79	91401487	1	CAB FENDER	
80	80973025	4	WHIZ-LOCK BOLT, 3/8-16X1	
81	91403217	2	REBOUND WASHER	
82	88501014	2	HEX NUT, 7/8-9	
83	91403153	4	SHOCK MOUNT	
84	91403325	2	HARDENED WASHER	
85	77321274	2	HEX HD CAPSCREW, 7/8-9X5	



FRAME & ATTACHING PARTS

Figure 1-1 Frame Shrouding & Trim (Continued)

Item	Part Number	Qty.	Description	Rev.
86	83201058	4	HEX HD CAPSCREW, 3/4-10X3-3/4	
87	86681572	4	HARD WASHER, 13/16	
88	91403097	4	CAB ISOLATOR MOUNT	
89	91033320	Ref	TILT GAUGE, (Before S/N 0160005745), (no longer available, use 8466306 for replacement)	
	8466306	1	TILT GAUGE, (with adhesive), (S/N 0160005745 & After)	
90	88204912	1	HEX HD CAPSCREW, 1/4-20X1, GR5, (Before S/N 0160005745)	
91	88561107	1	FLAT WASHER, 1/4, (Before S/N 0160005745)	
92	88521204	1	HEX LOCKNUT, 1/4-20, (Before S/N 0160005745)	
93	7027772	1	ADHESIVE KIT, (includes 3 tubes & applicator)	
94	91411071	1	COVER SUPPORT	
95	91513197	AR	BULB SEAL	
97	88201532	2	HEX HD CAPSCREW, 3/8-24X3/4, GR5	
	1001096344	1	LH MIRROR INSTALLATION, (Before S/N 0160032846), (includes items 101 thru 111)	B
	1001097149	Ref	LH MIRROR INSTALLATION, (S/N 0160032846 & After), (no longer available, order 1001115153 or items 102, 103, 108 & 109 for service)	B
101	1001096327	1	MIRROR BRACKET	
102	8866530	1	MIRROR MOUNT ARM ASSY	
103	8866514	1	MIRROR HEAD	
104	4420060	AR	DOUBLE SIDED TAPE	
105	1001096728	1	BOLT, 1/2-13	
106	4751800	1	WASHER, 1/2	
107	4761800	1	LOCKWASHER, 1/2	
108	8303799	2	HEX HD CAPSCREW, M6X1X14mm, GR8.8	
109	8307024	2	LOCKWASHER, M6	
110	88501008	1	HEX NUT, 1/2-13	
111	91403503	1	SPACER	
218	0100019	AR	LOCTITE® 271™	
	1001115153	1	LH MIRROR INSTALLATION, (includes items 301 thru 304)	A
301	0700610	2	HEX HD CAPSCREW, M6X20, GR8.8	
302	3140007	1	RECTANGULAR MIRROR	
303	8307024	2	LOCKWASHER, M6	
304	1001114675	1	MIRROR ARM	
401	1001116274	1	MOLDED RESISTOR	
402	NSS	1	MOUNTING BAR	
403	86683480	2	BUTT CONNECTOR	
K1	2915184	1	BACK-UP ALARM SERVICE KIT, (includes items 1 thru 4, 402 & 403)	A

FRAME & ATTACHING PARTS




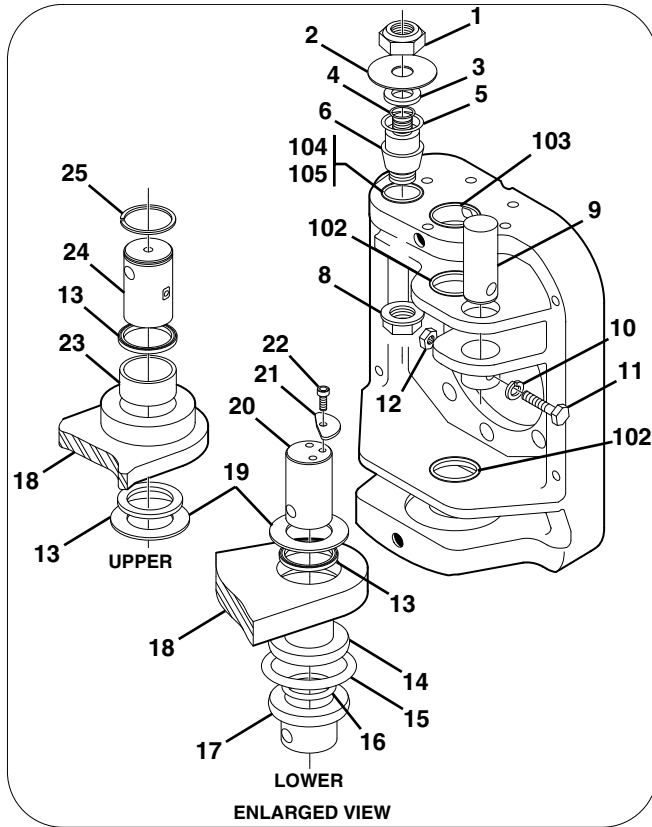
Figure 1-1 Frame Shrouding & Trim (Continued)

Item	Part Number	Qty.	Description	Rev.



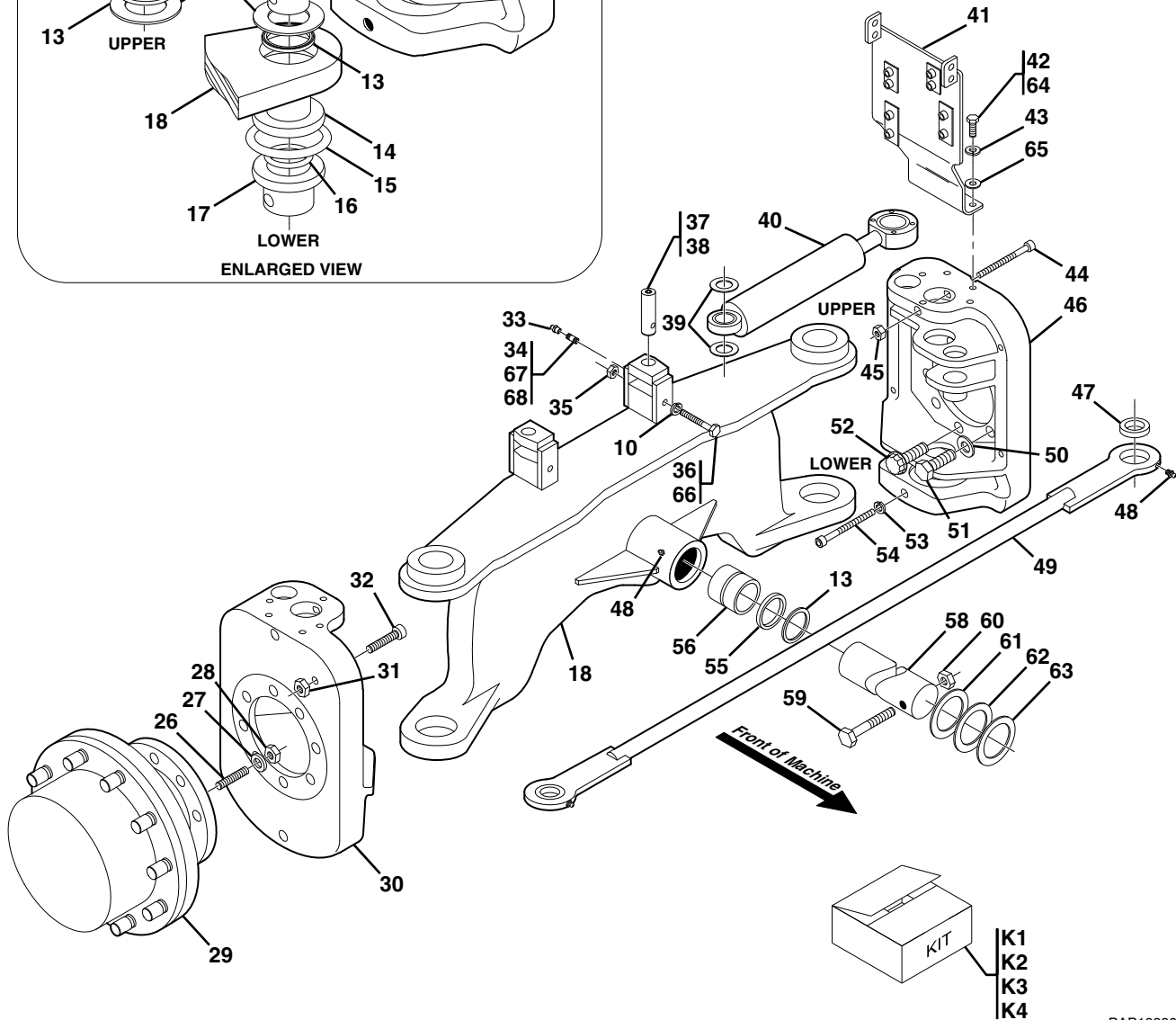
FRAME & ATTACHING PARTS

Figure 1-2 Rear Axle & Attaching Parts



NOTES:

1. CYLINDER BASE END MUST BE FREE TO ROTATE. SHIM STEERING CYLINDER BASE END AS REQUIRED TO MAINTAIN A TOTAL MAXIMUM GAP OF 1/16 IN
2. SHIM BOTTOM KNUCKLES AS REQUIRED TO MAINTAIN NO MORE THAN 1/32 IN MOVEMENT. SHIM TOP KNUCKLES TO MAINTAIN NO MORE THAN 1/16 IN GAP. MUST HAVE A MINIMUM OF ONE SHIM.
3. INSTALL 5/8 LONG THREAD ON STUD INTO DRIVE HUB, (SHORTEST LENGTH THREADS ON STUD)



PAP19290

FRAME & ATTACHING PARTS



Figure 1-2 Rear Axle & Attaching Parts

Item	Part Number	Qty.	Description	Rev.
1	88521312	2	LOCKNUT, 3/4-10, (torque to 160-175 lb-ft)	
2	91081415	2	DIRT SHIELD	
3	91041732	2	SPACER	
4	88591019	2	O-RING	
5	3790226	2	O-RING	
6	91343052	2	ROD END STEER CYLINDER PIN	
8	1001099173	2	FLANGE NUT	
9	91403082	2	TIE ROD PIN	
10	88551011	4	LOCKWASHER, 3/8	
11	83201021	2	HEX HD CAPSCREW, 3/8-16X3	
12	88521306	2	HEX LOCKNUT, 3/8-16, (nylok)	
13	91403145	8	WIPER SEAL	
14	91403034	2	LOWER BUSHING	
15	91403146	2	O-RING	
16	3790230	2	O-RING	
17	91401081	2	THRUST BUSHING	
18	91406017	1	REAR AXLE WELDMENT, (includes items 14, 23, 56 & 69)	
19	91403163	AR	KING PIN SHIM, (see note #2)	
	91403164	AR	KING PIN SHIM, (see note #2)	
	91403165	AR	KING PIN SHIM, (see note #2)	
	91403166	AR	KING PIN SHIM, (see note #2)	
20	91403078	2	LOWER KING PIN	
21	91403067	2	RETAINING WASHER	
22	88211068	2	SOCKET HD CAPSCREW, 3/8-16X5/8, GR8	
23	91403031	2	UPPER BUSHING	
24	91403079	2	UPPER KING PIN	
25	88581325	2	SNAP RING	
26	91123092	8	STUD, (see note #3)	
27	85401340	8	HARD WASHER	
28	91083449	8	HEX NUT, 1/2-13	
29		Ref	DRIVE HUB, (see Figure 5-11 for details)	
30	Use Kit K3	1	RH KNUCKLE	
31	88501110	2	HEX NUT, 5/8-11	
32	88212321	2	SOCKET HD CAPSCREW, 5/8-11X3-3/4, GR8	
33	90028740	2	FEMALE GREASE FITTING	
34	88701021	2	NIPPLE, 1/8X2	
35	88501006	2	HEX NUT, 3/8-16	
36	83201144	2	HEX HD CAPSCREW, 3/8-16X5-3/4	
37	91403372	2	BASE END STEER CYLINDER PIN	
38	88711280	2	HEX SOCKET PIPE PLUG, 1/8	
39	91403065	AR	KING PIN SHIM, (see note #1)	
	91403066	AR	KING PIN SHIM, (see note #1)	
40		Ref	STEERING CYLINDER, (see Figure 9-6 for details)	
41	91406098	1	LH TUBE SUPPORT	
	91406099	1	RH TUBE SUPPORT	
42	0641608	4	HEX HD CAPSCREW, 3/8-16X1, GR5	
43	4761600	4	LOCKWASHER, 3/8	
44	88212272	2	SOCKET HD CAPSCREW, 5/8-11X8, GR8	
45	88521210	2	HEX LOCKNUT, 5/8, (nylok)	



FRAME & ATTACHING PARTS

Figure 1-2 Rear Axle & Attaching Parts (Continued)

Item	Part Number	Qty.	Description	Rev.
46	Use Kit K4	1	LH KNUCKLE	
47	8050001	2	SELF-ALIGNING BUSHING, (tie rod)	
48	88671001	4	STRAIGHT LUBE FITTING, 1/8	
49	91406021	1	TIE ROD WELDMENT, (includes item 47)	
50	86681572	12	HARDENED WASHER, 3/4	
51	83201006	12	HEX HD CAPSCREW, 3/4-10X2	
52	91043222	4	12 POINT SCREW, 3/4-10X2	
53	88551154	2	LOCKWASHER, 3/4, (hi-collar)	
54	88212285	2	SOCKET HD CAPSCREW, 3/4-10X5, GR8	
55	91403145	2	WIPER SEAL	
56	91403033	2	PIVOT TUBE BUSHING	
58	91081177	1	REAR AXLE PIN	
59	90020247	1	HEX HD CAPSCREW, 1-1/4-7X6	
60	88521020	1	LOCKNUT, 1-1/4-7	
61	91403174	AR	SHIM, (.125 thick)	
62	91403173	AR	SHIM, (.109 thick)	
63	91403172	AR	SHIM, (.062 thick)	
64	14404793	AR	UNION 76 MEGAPLEX GREASE	
65	4711600	4	FLAT WASHER, 3/8	
67	14403303	AR	LOCTITE PIPE SEALANT	
68	14404102	AR	LOCTITE® 277™	
69	91163019	2	BUSHING, (not shown)	
102	91403354	2	BUSHING	
103	91403355	1	BUSHING	
104	91551039	1	BUSHING	
105	14404978	AR	LOCTITE® 641™	
201	14404067	AR	SILICON SEALANT	
K1	91415039	1	STEERING KNUCKLE KIT, (includes items 2 thru 5, 13 thru 17, 19 thru 25, 44, 45, 53 & 54)	
K2	91415040	1	STEERING CYLINDER PIN KIT, (includes one each of items 1 thru 8, one kit needed for each side)	
K3	91555032	AR	RH KNUCKLE KIT, (includes items 8, 30 & 102 thru 105)	
K4	91555031	AR	LH KNUCKLE KIT, (includes items 8, 46 & 102 thru 105)	




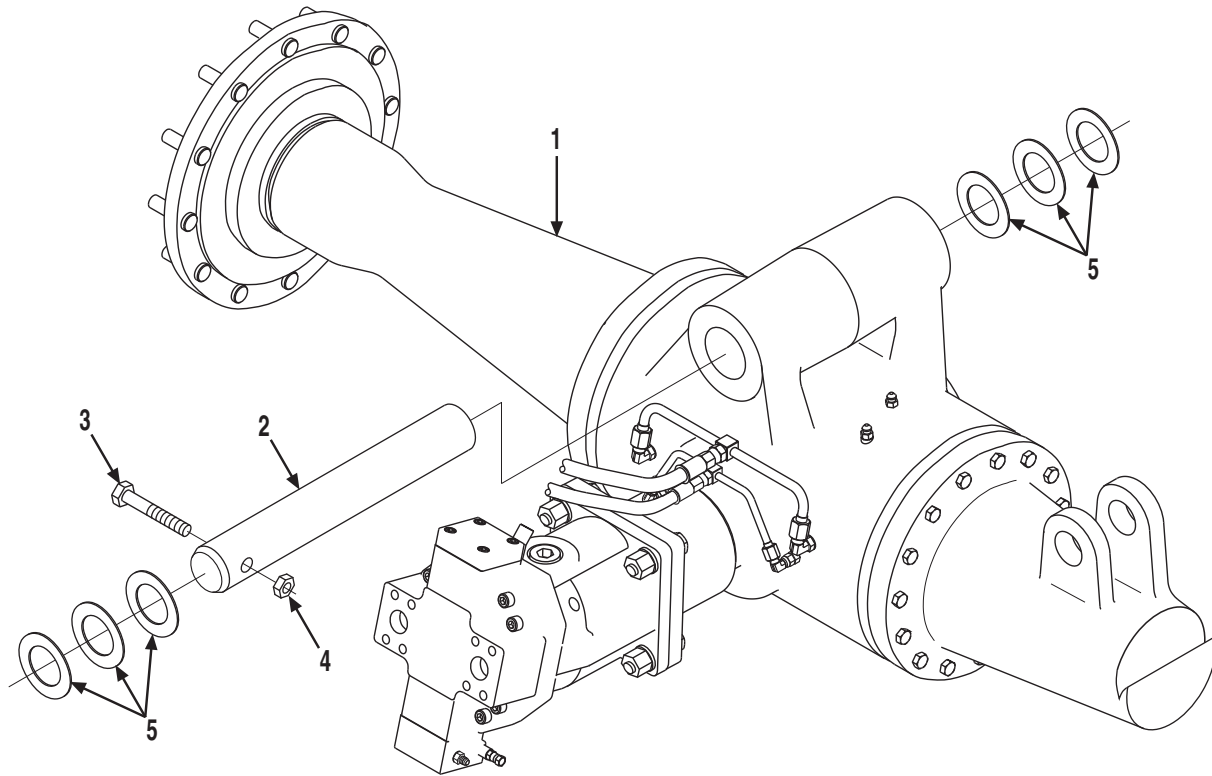
Figure 1-2 Rear Axle & Attaching Parts (Continued)

Item	Part Number	Qty.	Description	Rev.



Figure 1-3 Front Axle Mounting

ROCKWELL






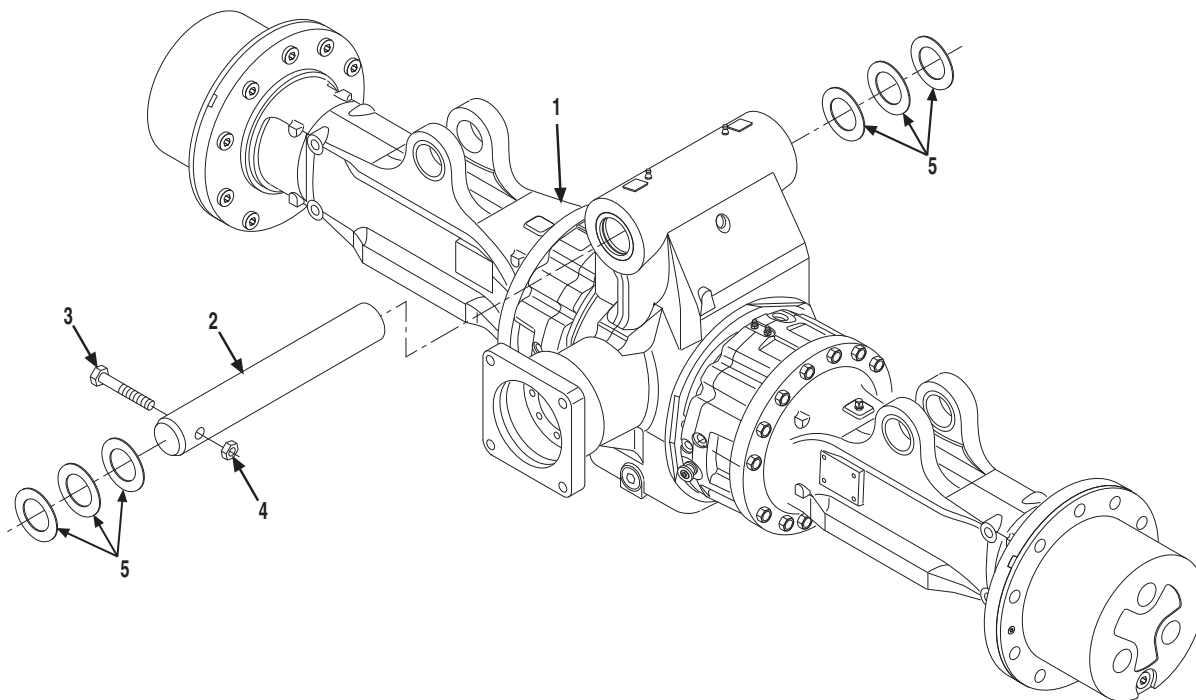
Figure 1-3 Front Axle Mounting

Item	Part Number	Qty.	Description	Rev.
1		Ref	FRONT AXLE ASSY, (see Figure 5-1 for details)	
2	91413004	1	FRONT AXLE PIVOT PIN	
3	83201172	1	HEX HD CAPSCREW, 1-8X6, GR8	
4	88521016	1	HEX LOCKNUT, 1-8	
5	91403241	AR	HARDENED WASHER	
	91403242	AR	HARDENED WASHER	
	91403243	AR	HARDENED WASHER	
6	14404793	AR	MYSTIK TETRIMOLY GREASE, (not shown)	



Figure 1-3 Front Axle Mounting

CARRARO






Figure 1-3 Front Axle Mounting

Item	Part Number	Qty.	Description	Rev.
1		Ref	FRONT AXLE ASSY, (see Figure 5-6 for details)	
2	91413004	1	FRONT AXLE PIVOT PIN	
3	83201036	1	HEX HD CAPSCREW, 1-8X6, GR8	
4	88521016	1	HEX LOCKNUT, 1-8	
5	91403241	AR	HARDENED WASHER	
	91403242	AR	HARDENED WASHER	
	91403243	AR	HARDENED WASHER	




FRAME & ATTACHING PARTS

This Page Intentionally Left Blank

SECTION 2

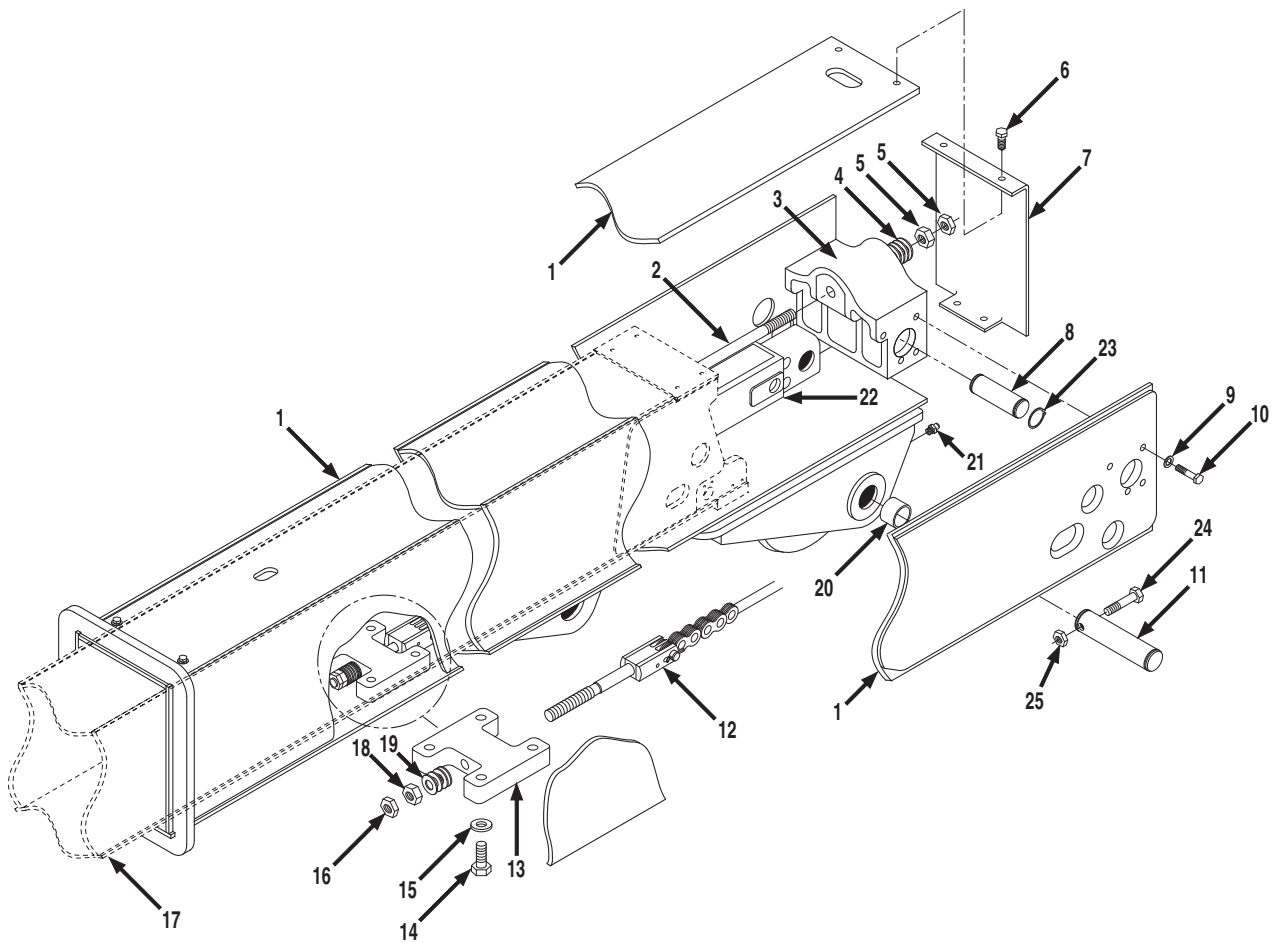
BOOM





BOOM

Figure 2-1 First Boom Section



NOTE:

1. USE LOCTITE® 242™ (0100011) ON ALL BOLT THREADS & JAM NUTS.
2. COAT STATIC, NON ROTATING, PIN BORES WITH MOLY-PASTE (3020040). DO NOT COAT THE PIN OR ANY ROTATING PARTS.
3. COAT ALL BUSHINGS, SHEAVES & ROTATING PIN BORES WITH MYSTIK TETRIMOLY GREASE (14404793) PRIOR TO INSTALLATION OF THE PIN.




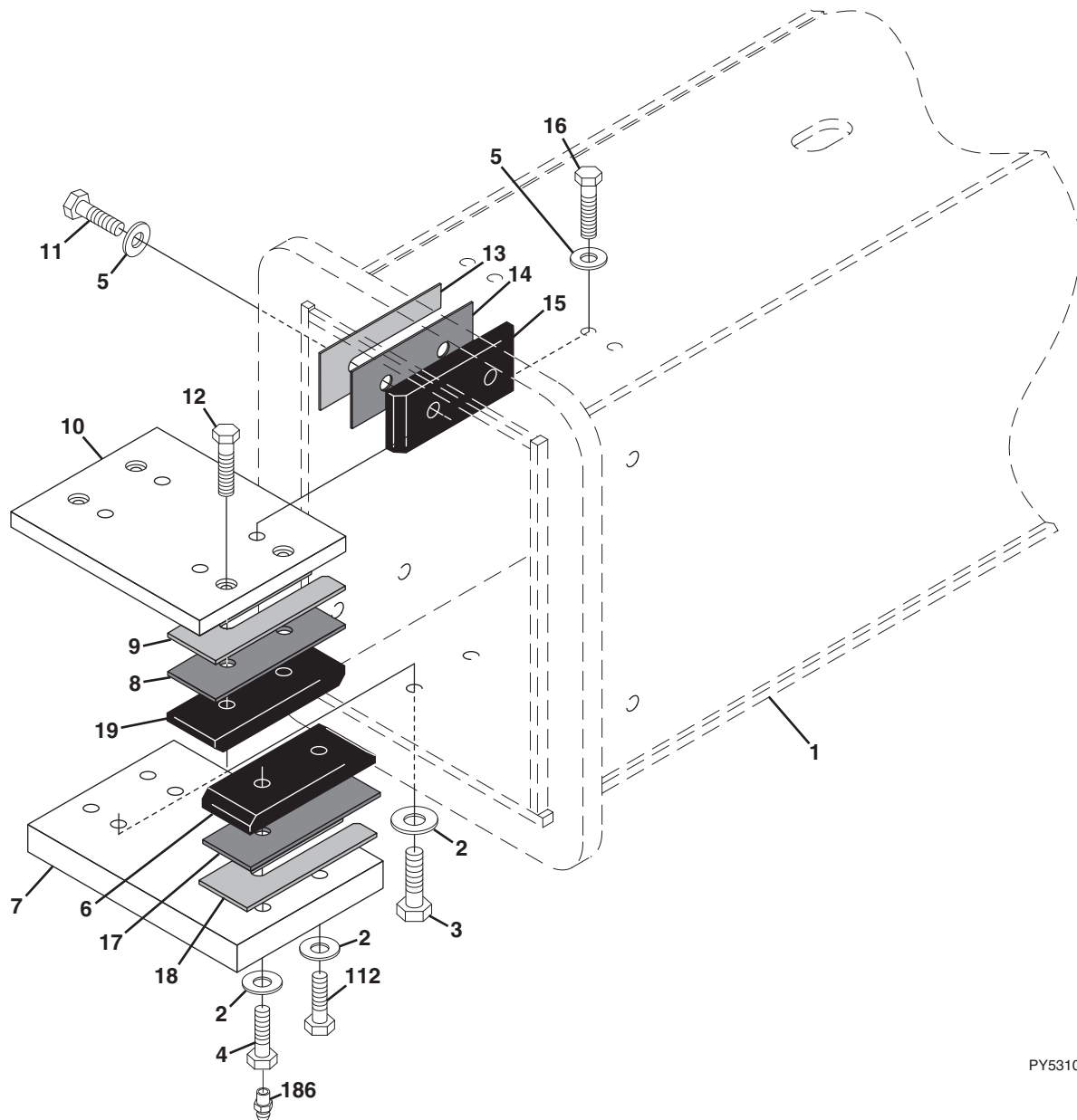
Figure 2-1 First Boom Section

Item	Part Number	Qty.	Description	Rev.
1	91406012	1	FIRST BOOM SECTION	
2		Ref	CHAIN CLEVIS ROD, (see Figure 2-7, item 4 for details)	
3	91403061	1	STRONG BACK	
4	91413139	8	SPRING WASHER, 7/8	
5	91403493	2	HEAVY HEX NUT, 7/8-14, (torque to 100-110 lb-ft)	
6	80973025	4	WHIZ-LOCK SCREW, 3/8-16X1	
7	1001128273	1	REAR COVER	
8		Ref	EXTEND/RETRACT CYLINDER PIN, (see Figure 9-2 for details)	
9	4712000	8	FLAT WASHER, 5/8	
10	0642012	8	HEX HD CAPSCREW, 5/8-11X1-1/2, GR5, (torque to 125-155 lb-ft)	
11	91403025	1	BOOM PIVOT PIN	
12		Ref	CHAIN CLEVIS, (see Figure 2-3, item 12 for details)	
13	91401193	1	ANCHOR PLATE	
14	0641810	4	HEX HD CAPSCREW, 1/2-13X1-1/4, GR5	
15	4711800	4	WASHER, 1/2	
16	88501410	1	HEX JAM NUT, 5/8-18, (torque to 100-110 lb-ft)	
17		Ref	SECOND BOOM SECTION, (see Figure 2-3 for details)	
18	88501310	1	HEX NUT, 5/8-18	
19	91413138	8	SPRING WASHER, 5/8	
20	91403114	2	BOOM PIVOT BUSHING	
21	88671001	2	STRAIGHT LUBE FITTING, 1/8	
22		Ref	PUSH BEAM, (see Figure 2-7 for details)	
23	88581149	2	RETAINING RING	
24	0682048	1	HEX HD CAPSCREW, 5/8-11X6, GR8	
25	88521010	1	HEX NUT, 5/8-11	



BOOM

Figure 2-2 Bearing Pads, Spacers & Shims, (First Boom Section)



PY5310

NOTE:

1. WEAR PAD SHIMMING:

- A. WHENEVER A SHIM IS USED WITH A PAD, A SPACER WITH HOLES MUST BE INSERTED BETWEEN PAD & SHIM.
- B. THE WEAR PAD OR WEAR PAD INSERT MUST NOT SIT DIRECTLY ON THE SLOTTED SURFACE OF SHIMS.
- C. ADD WEAR PAD SHIMS & SPACERS AS REQUIRED TO SHIM BOOM TO MAINTAIN A TOTAL MINIMUM GAP OF 0.070 TO 0.130 IN (1.8MM TO 3.3MM) IN BOTH HORIZONTAL & VERTICAL DIRECTIONS.
- D. WEAR PAD BOLTS REQUIRE ONE HARDENED WASHER. HOWEVER, UPTO (2) HARDENED WASHERS MAY BE USED EXCEPT WHERE NOTED OTHERWISE. UNDER NO CIRCUMSTANCES SHOULD MORE THAN (2) HARDENED WASHERS EVER BE USED.
- E. THE LENGTH OF PAD BOLTS DEPENDS ON THE NUMBER OF THE SHIMS USED. THE BOLT CANNOT EXTEND PAST CHAMFER ON WEAR PAD.

- 2. ADD MYSTIK TETRIMOLY GREASE (14404793) TO ALL BEARING PADS & ALL BEARING PAD SLIDE PATHWAYS. IF APPLICABLE, THIS INCLUDES ALL PAD GREASE FITTINGS AT THE REAR OF BOOM.




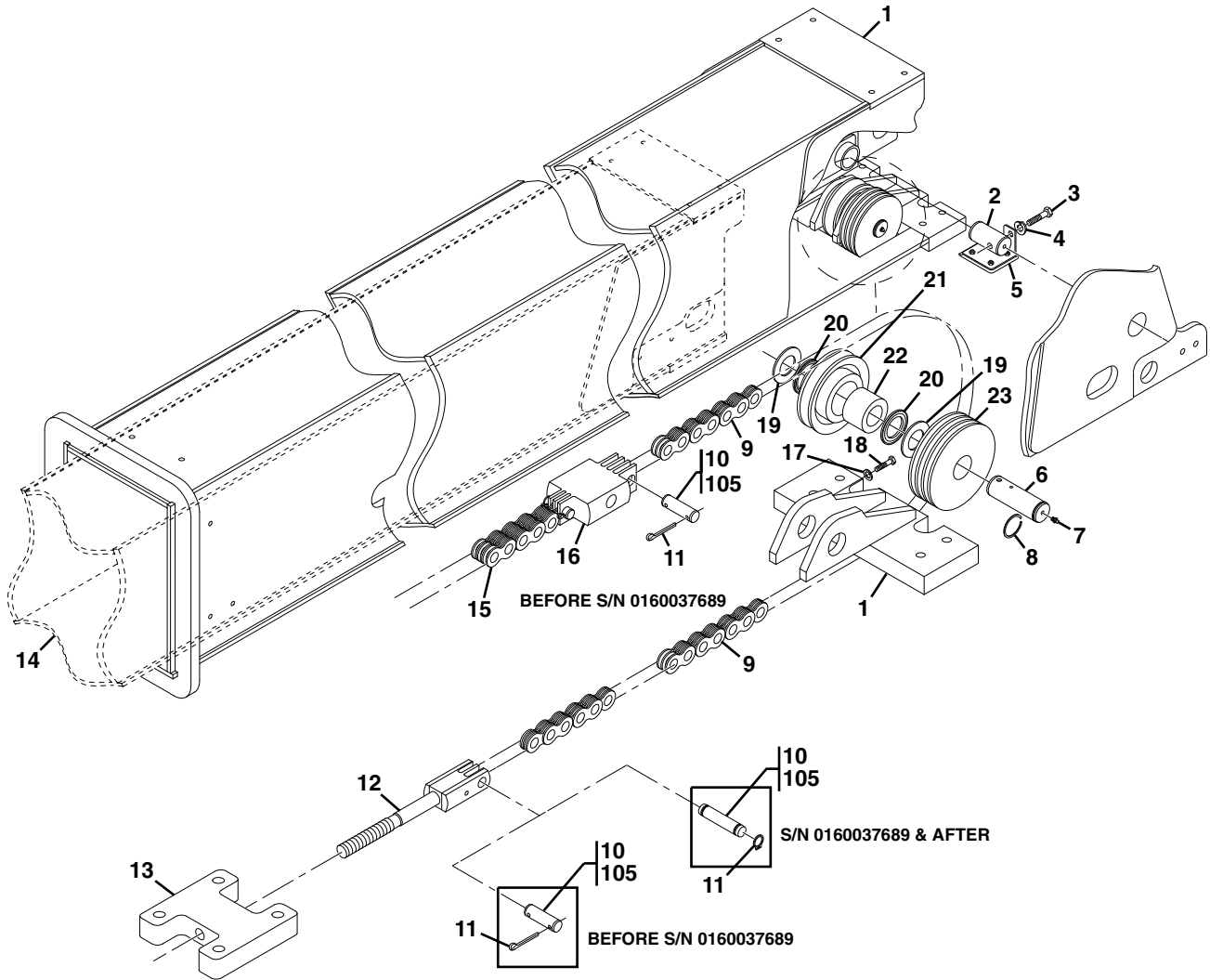
Figure 2-2 Bearing Pads, Spacers & Shims, (First Boom Section)

Item	Part Number	Qty.	Description	Rev.
1		Ref	FIRST BOOM SECTION, (see Figure 2-1 for details)	
2	90027471	8	HARDENED WASHER, 1/2	
3	0641808	4	HEX HD CAPSCREW, 1/2-13X1, GR5, (torque to 76-86 lb-ft)	
4	88991005	AR	HEX HD CAPSCREW, 1/2-20X1, (torque to 45-50 lb-ft)	
	91161222	4	MODIFIED BOLT, (S/N 0160037689 & After), (torque to 45-50 lb-ft)	
5	90027470	12	HARDENED WASHER, 3/8	
6	1001117654	2	WEAR PAD	
7	91401469	1	MOUNT PLATE	
8	91401224	2	SPACER	
9	91401215	AR	SHIM	
	91401216	AR	SHIM	
10	91401472	1	MOUNT PLATE	
11	0651607	AR	HEX HD CAPSCREW, 3/8-24X7/8, GR5, (torque to 32-37 lb-ft)	
	0651606	AR	HEX HD CAPSCREW, 3/8-24X3/4, GR5, (S/N 0160037689 & After), (torque to 32-37 lb-ft)	
	0651608	AR	HEX HD CAPSCREW, 3/8-24X1, GR5, (S/N 0160037689 & After), (torque to 32-37 lb-ft)	
12	0651608	AR	HEX HD CAPSCREW, 3/8-24X1, GR5, (torque to 32-37 lb-ft)	
	0651610	AR	HEX HD CAPSCREW, 3/8-24X1-1/4, GR5, (S/N 0160037689 & After), (torque to 32-37 lb-ft)	
13	91471227	AR	SHIM	
	91471226	AR	SHIM	
14	91401223	4	SPACER	
15	91403530	4	WEAR PAD	
16	0641607	AR	HEX HD CAPSCREW, 3/8-16X7/8, GR5, (torque to 32-37 lb-ft)	
	0651610	AR	HEX HD CAPSCREW, 3/8-24X1-1/4, GR5, (torque to 32-37 lb-ft)	
17	91401450	2	SPACER	
18	91401456	AR	SHIM	
	91401457	AR	SHIM	
19	91403532	2	WEAR PAD	
112	0651810	AR	HEX HD CAPSCREW, 1/2-20X1-1/4, GR5, (S/N 0160037689 & After)	
	0651812	AR	HEX HD CAPSCREW, 1/2-20X1-1/2, GR5, (S/N 0160037689 & After)	
186	88671008	2	STRAIGHT GREASE FITTING, (S/N 0160037689 & After)	



BOOM

Figure 2-3 Second Boom Section



NOTE:

PAP23920

1. USE LOCTITE® 242™ (0100011) ON ALL BOLT THREADS & JAM NUTS.
2. COAT STATIC, NON ROTATING, PIN BORES WITH MOLY-PASTE (3020040). DO NOT COAT THE PIN OR ANY ROTATING PARTS.
3. COAT ALL BUSHINGS, SHEAVES & ROTATING PIN BORES WITH MYSTIK TETRIMOLY GREASE (14404793) PRIOR TO INSTALLATION OF THE PIN.




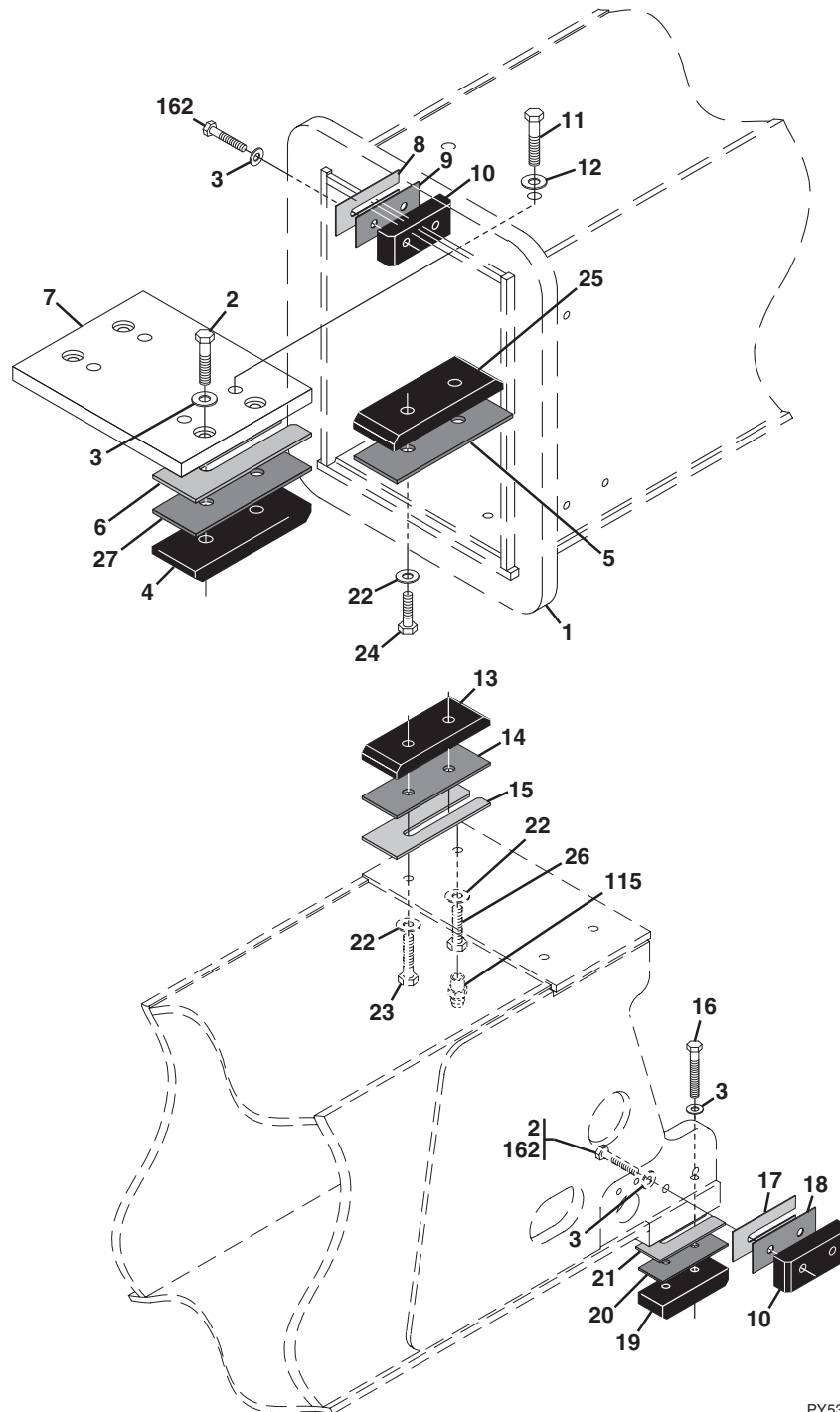
Figure 2-3 Second Boom Section

Item	Part Number	Qty.	Description	Rev.
1	91406013	1	SECOND BOOM SECTION	
2	91141128	2	PUSH BEAM PIN	
3	0641829	2	HEX HD CAPSCREW, 1/2-13X3-5/8, GR5	
4	4761800	2	LOCKWASHER, 1/2	
	4751800	2	PLAIN WASHER, 1/2	
5	91405085	1	HOSE RETAINER, (includes the following items)	
	91401435	1	LH HOSE RETAINER	
	91403499	1	PAD	
	88241023	4	SOCKET FLAT HD CAPSCREW, #10-24X5/8	
	88501612	4	HEX NUT, #10-24	
6	91403018	1	RETRACTION SHEAVE PIN, (Before S/N 0160037689)	
	91403019	1	RETRACTION SHEAVE PIN, (S/N 0160037689 & After)	
7	88671001	1	STRAIGHT LUBE FITTING, 1/8, (Before S/N 0160037689)	
	2160001	1	GREASE FITTING, (S/N 0160037689 & After)	
8	90028932	1	RETAINING RING	
9	91403433	1	LEAF CHAIN, 643	
10	91403071	Ref	ANCHOR PIN, (no longer available, use 91413127 for replacement)	
	91413127	2	ANCHOR PIN	
11	88631302	2	COTTER PIN, 1/16X3/4, (Before S/N 0160037689)	
	88681344	2	SNAP RING, (S/N 0160037689 & After)	
12	1360291	1	CHAIN CLEVIS	
13		Ref	ANCHOR PLATE, (see Figure 2-1, item 13 for details)	
14		Ref	THIRD BOOM SECTION, (see Figure 2-5 for details)	
15		Ref	LEAF CHAIN, 866, (see Figure 2-7, item 101 for details)	
16		Ref	CLEVIS, 866-634, (see Figure 2-7, item 102 for details)	
17	4761600	1	LOCKWASHER, 3/8	
18	0641632	1	HEX HD CAPSCREW, 3/8-16X4, GR5	
19	91403126	AR	THRUST WASHER	
	91403127	AR	THRUST WASHER	
20	91403053	2	SEAL	
21	91403519	1	RETRACT ROLLER ASSY, (includes items 20 & 22)	
22	91403052	1	BUSHING	
23	3580347	1	HOSE SHEAVE	
105	8522012	AR	ANTI-SEIZE LUBE	



BOOM

Figure 2-4 Bearing Pads, Spacers & Shims, (Second Boom Section)



PY5340

NOTE:

1. WEAR PAD SHIMMING :

- A. WHENEVER A SHIM IS USED WITH A PAD, A SPACER WITH HOLES MUST BE INSERTED BETWEEN PAD & SHIM.
- B. THE WEAR PAD OR WEAR PAD INSERT MUST NOT SIT DIRECTLY ON THE SLOTTED SURFACE OF SHIMS.
- C. ADD WEAR PAD SHIMS & SPACERS AS REQUIRED TO SHIM BOOM TO MAINTAIN A TOTAL MINIMUM GAP OF 0.070 TO 0.130 IN (1.8MM TO 3.3MM) IN BOTH HORIZONTAL & VERTICAL DIRECTIONS.
- D. WEAR PAD BOLTS REQUIRE ONE HARDENED WASHER. HOWEVER, UP TO TWO HARDENED WASHERS MAY BE USED EXCEPT WHERE NOTED OTHERWISE. UNDER NO CIRCUMSTANCES SHOULD MORE THAN TWO HARDENED WASHERS EVER BE USED.
- E. THE LENGTH OF PAD BOLTS DEPENDS ON THE NUMBER OF THE SHIMS USED. THE BOLT CANNOT EXTEND PAST CHAMFER ON WEAR PAD.

- 2. ADD MYSTIK TETRIMOLY GREASE (14404793) TO ALL BEARING PADS & ALL BEARING PAD SLIDE PATHWAYS. IF APPLICABLE, THIS INCLUDES ALL PAD GREASE FITTINGS AT THE REAR OF BOOM.




Figure 2-4 Bearing Pads, Spacers & Shims, (Second Boom Section)

Item	Part Number	Qty.	Description	Rev.
1		Ref	SECOND BOOM SECTION, (see Figure 2-3 for details)	
2	0651606	AR	HEX HD CAPSCREW, 3/8-24X3/4, GR5, (S/N 0160037689 & After), (torque to 32-37 lb-ft)	
	0651608	AR	HEX HD CAPSCREW, 3/8-24X1, GR5, (S/N 0160037689 & After), (torque to 32-37 lb-ft)	
	0651607	AR	HEX HD CAPSCREW, 3/8-24X7/8, GR5, (torque to 32-37 lb-ft)	
3	90027470	20	HARDENED WASHER, 3/8	
4	91403532	2	WEAR PAD	
5	91401450	2	SPACER	
6	91401215	AR	SHIM	
	91401216	AR	SHIM	
7	91401197	1	MOUNT PLATE	
8	91403126	AR	SHIM	
	91403127	AR	SHIM	
9	91401223	4	SPACER	
10	91403530	6	WEAR PAD	
11	0641807	4	HEX HD CAPSCREW, 1/2-13X7/8, GR5	
12	4711800	4	FLAT WASHER, 1/2	
13	1001117655	2	WEAR PAD	
14	91401191	AR	SPACER	
	91401451	AR	SPACER	
15	91401453	AR	SHIM	
	91401454	AR	SHIM	
16	0651614	4	HEX HD CAPSCREW, 3/8-24X1-3/4, GR5, (torque to 32-37 lb-ft)	
17	91471227	AR	SHIM	
	91471226	AR	SHIM	
18	91401223	2	SPACER	
19	91403531	2	WEAR PAD	
20	91401225	2	SPACER	
21	91471228	AR	SHIM	
	91471229	AR	SHIM	
22	90027471	8	HARDENED WASHER, 1/2	
23	0651810	AR	HEX HD CAPSCREW, 1/2-20X1-1/4, GR5, (S/N 0160037689 & After), (torque to 76-86 lb-ft)	
	0651812	AR	HEX HD CAPSCREW, 1/2-20X1-1/2, GR5, (torque to 76-86 lb-ft)	
	0651807	AR	HEX HD CAPSCREW, 1/2-20X7/8, GR5, (S/N 0160037689 & After), (torque to 76-86 lb-ft)	
	0651806	AR	HEX HD CAPSCREW, 1/2-20X3/4, GR5, (S/N 0160037689 & After), (torque to 76-86 lb-ft)	
	0651808	AR	HEX HD CAPSCREW, 1/2-20X1, GR5, (S/N 0160037689 & After), (torque to 76-86 lb-ft)	
24	0651805	AR	HEX HD CAPSCREW, 1/2-20X5/8, (torque to 76-86 lb-ft)	
	0651807	AR	HEX HD CAPSCREW, 1/2-20X7/8, (S/N 0160037689 & After), (torque to 76-86 lb-ft)	
	0651806	AR	HEX HD CAPSCREW, 1/2-20X3/4, (S/N 0160037689 & After), (torque to 76-86 lb-ft)	
25	1001117654	2	WEAR PAD	
26	88201563	2	HEX HD CAPSCREW, 1/2-20X7/8, GR5, (Before S/N 0160037689), (torque to 76-86 lb-ft)	



BOOM

Figure 2-4 Bearing Pads, Spacers & Shims, (Second Boom Section) (Continued)

Item	Part Number	Qty.	Description	Rev.
	88991005	AR	HEX HD CAPSCREW, 1/2-20X1, GR5, (S/N 0160037689 & After), (torque to 45-50 lb-ft)	
27	91401224	2	SPACER	
115	88671027	2	GREASE FITTING, (S/N 0160037689 & After)	
162	88201533	8	HEX HD CAPSCREW, 3/8-24X7/8, GR5, (Before S/N 0160037689), (torque to 32-37 lb-ft)	
	88201530	AR	HEX HD CAPSCREW, 3/8-24X1/2, GR5, (S/N 0160037689 & After), (torque to 32-37 lb-ft)	
	0651606	AR	HEX HD CAPSCREW, 3/8-24X3/4, GR5, (S/N 0160037689 & After), (torque to 32-37 lb-ft)	
	0651605	AR	HEX HD CAPSCREW, 3/8-24X5/8, GR5, (S/N 0160037689 & After), (torque to 32-37 lb-ft)	



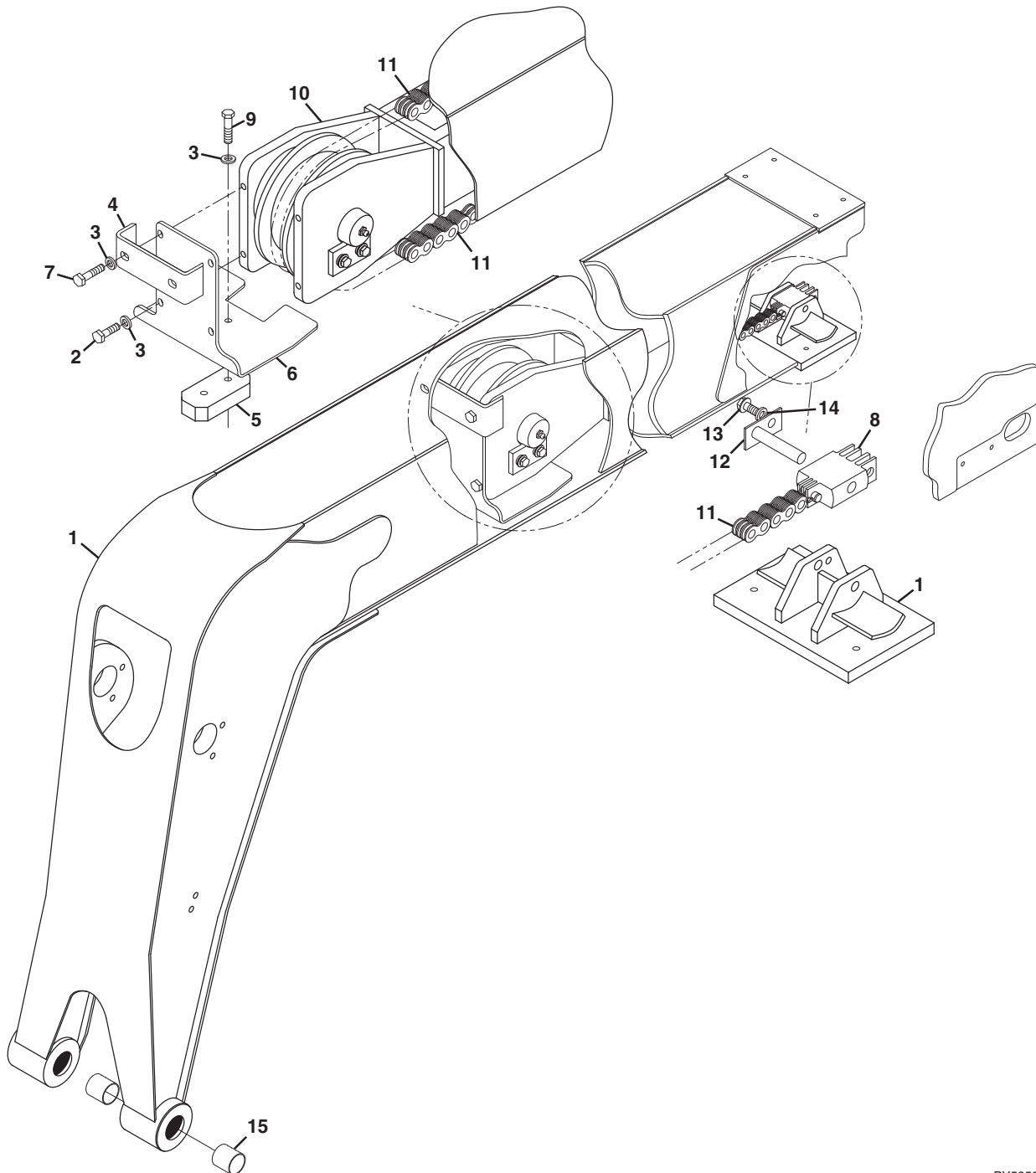
Figure 2-4 Bearing Pads, Spacers & Shims, (Second Boom Section) (Continued)

Item	Part Number	Qty.	Description	Rev.



BOOM

Figure 2-5 Third Boom Section



NOTE:

1. USE LOCTITE® 242™ (0100011) ON ALL BOLT THREADS & JAM NUTS.
2. COAT STATIC, NON ROTATING, PIN BORES WITH MOLY-PASTE (3020040). DO NOT COAT THE PIN OR ANY ROTATING PARTS.
3. COAT ALL BUSHINGS, SHEAVES & ROTATING PIN BORES WITH MYSTIK TETRIMOLY GREASE (14404793) PRIOR TO INSTALLATION OF THE PIN

PY5350




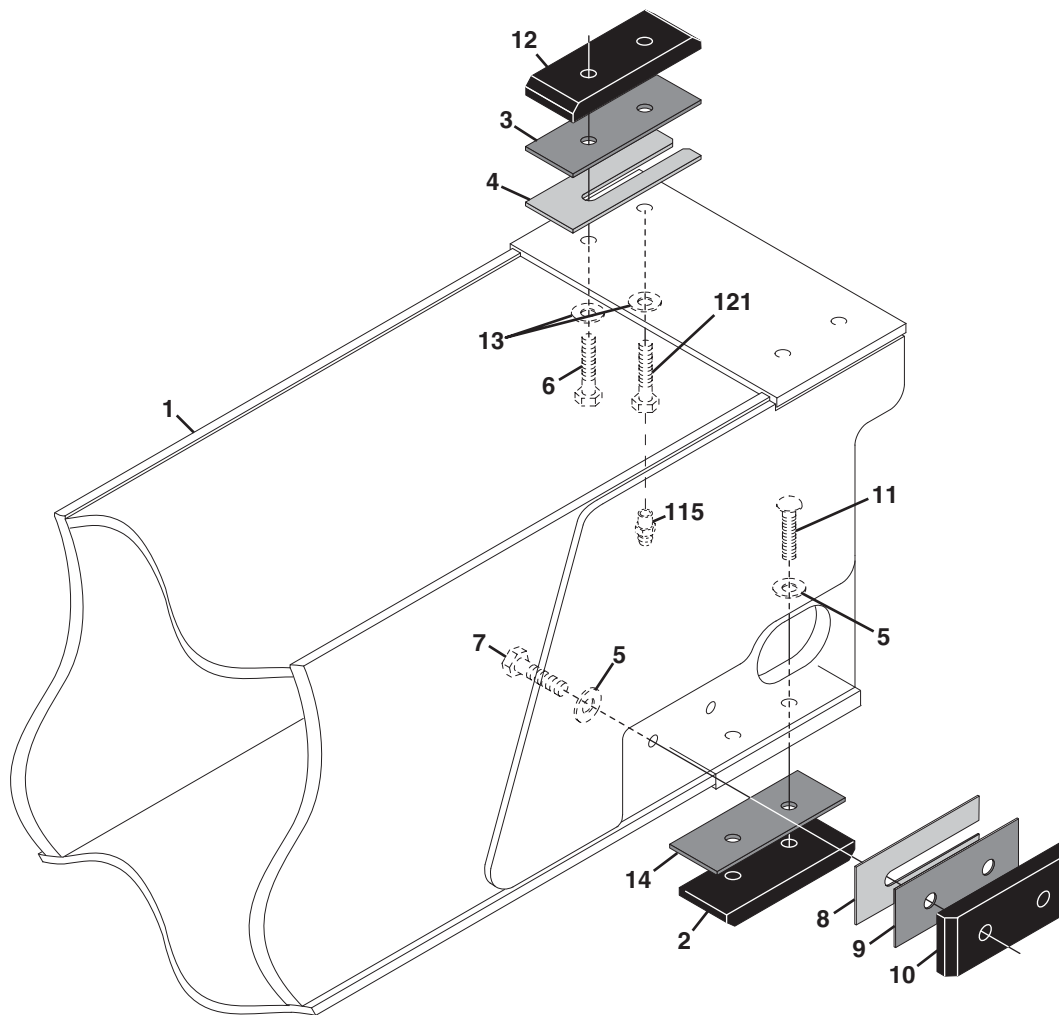
Figure 2-5 Third Boom Section

Item	Part Number	Qty.	Description	Rev.
1	91406014	1	THIRD BOOM SECTION, (Before S/N 0160037689)	
	1001102577	1	THIRD BOOM SECTION, (S/N 0160037689 & After)	
2	0641607	2	HEX HD CAPSCREW, 3/8-16X7/8, GR5	
3	4711600	6	FLAT WASHER, 3/8	
4	91401568	1	GUIDE BAR	
5	91403087	1	PUSH BEAM BEARING PAD	
6	91401204	1	CHAIN RETAINER	
7	0681610	2	HEX HD CAPSCREW, 3/8-16X1-1/4, (torque to 25-30 lb-ft)	
8		Ref	CLEVIS, 866-634, (see Figure 2-7 for details)	
9	0651614	2	HEX HD CAPSCREW, 3/8-24X1-3/4, GR5	
10		Ref	PUSH BEAM ASSY, (see Figure 2-7 for details)	
11		Ref	LEAF CHAIN ASSY, (see Figure 2-7 for details)	
12	91403425	1	ANCHOR PIN	
13	0641606	1	HEX HD CAPSCREW, 3/8-16X3/4, GR5, (torque to 25-30 lb-ft)	
14	4761600	1	LOCKWASHER, 3/8	
15	91403377	4	BUSHING	



BOOM

Figure 2-6 Bearing Pads, Spacers & Shims, (Third Boom Section)



PY5360

NOTE:

1. WEAR PAD SHIMMING:

- A. WHENEVER A SHIM IS USED WITH A PAD, A SPACER WITH HOLES MUST BE INSERTED BETWEEN PAD & SHIM.
- B. THE WEAR PAD OR WEAR PAD INSERT MUST NOT SIT DIRECTLY ON THE SLOTTED SURFACE OF SHIMS.
- C. ADD WEAR PAD SHIMS & SPACERS AS REQUIRED TO SHIM BOOM TO MAINTAIN A TOTAL MINIMUM GAP OF 0.070 TO 0.130 IN (1.8MM TO 3.3MM) IN BOTH HORIZONTAL & VERTICAL DIRECTIONS.
- D. WEAR PAD BOLTS REQUIRE ONE HARDENED WASHER. HOWEVER, UP TO TWO HARDENED WASHERS MAY BE USED EXCEPT WHERE NOTED OTHERWISE. UNDER NO CIRCUMSTANCES SHOULD MORE THAN TWO HARDENED WASHERS EVER BE USED.
- E. THE LENGTH OF PAD BOLTS DEPENDS ON THE NUMBER OF THE SHIMS USED. THE BOLT CANNOT EXTEND PAST CHAMFER ON WEAR PAD.

- 2. ADD MYSTIK TETRIMOLY GREASE (14404793) TO ALL BEARING PADS & ALL BEARING PAD SLIDE PATHWAYS. IF APPLICABLE, THIS INCLUDES ALL PAD GREASE FITTINGS AT THE REAR OF BOOM.




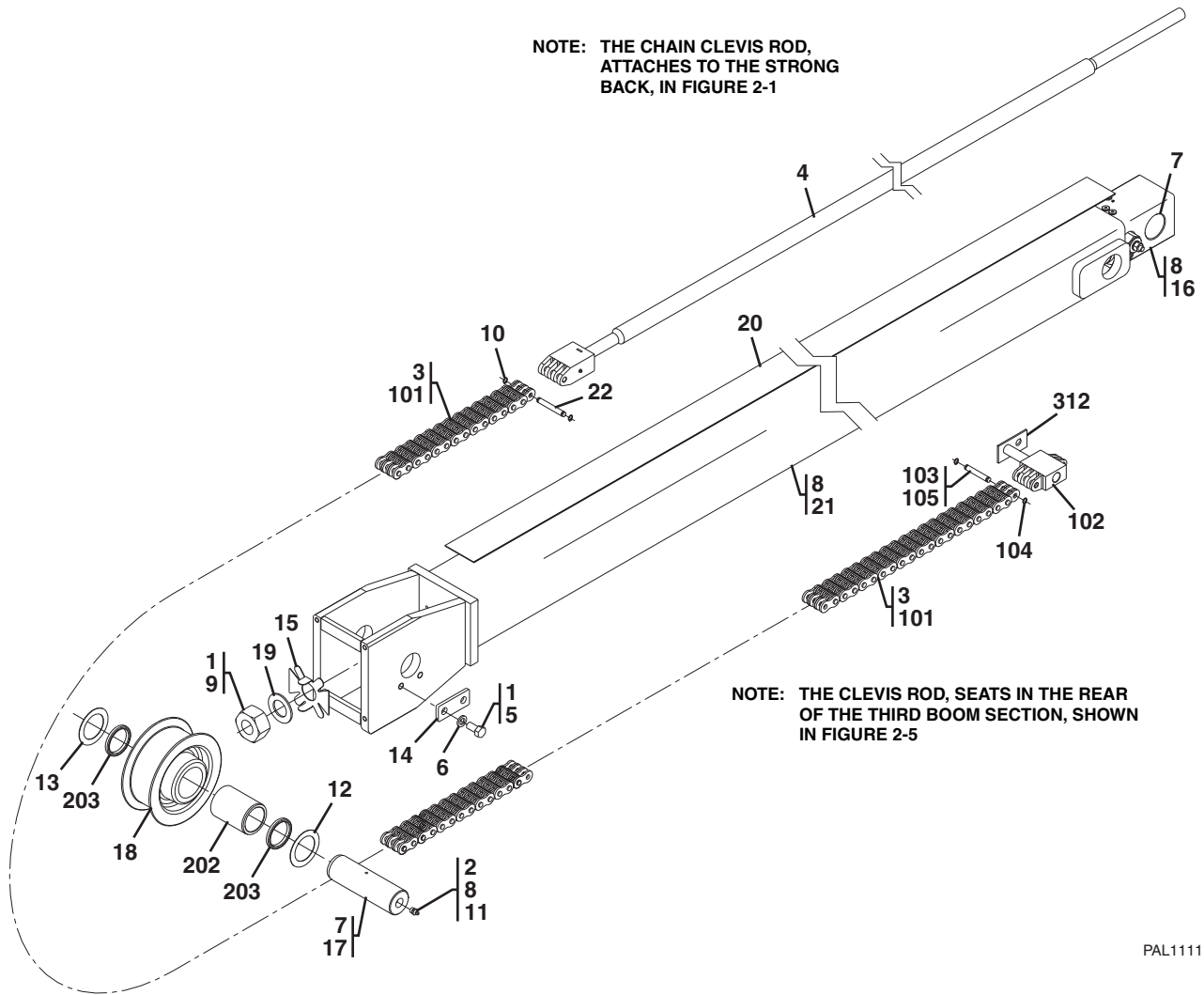
Figure 2-6 Bearing Pads, Spacers & Shims, (Third Boom Section)

Item	Part Number	Qty.	Description	Rev.
1		Ref	THIRD BOOM SECTION, (see Figure 2-5 for details)	
2	91403533	2	WEAR PAD	
3	91401451	2	SPACER	
4	91401453	AR	SHIM	
	91401454	AR	SHIM	
5	90027470	AR	FLAT WASHER, 3/8	
6	0651812	AR	HEX HD CAPSCREW, 1/2-20X1-1/2, GR5, (torque to 76-86 lb-ft)	
	0651810	AR	HEX HD CAPSCREW, 1/2-20X1-1/4, GR5, (S/N 0160037689 & After) , (torque to 76-86 lb-ft)	
7	0651607	AR	HEX HD CAPSCREW, 3/8-24X7/8, GR5, (torque to 32-37 lb-ft)	
	0651606	AR	HEX HD CAPSCREW, 3/8-24X3/4, GR5, (S/N 0160037689 & After) , (torque to 32-37 lb-ft)	
	0651605	AR	HEX HD CAPSCREW, 3/8-24X5/8, GR5, (S/N 0160037689 & After) , (torque to 32-37 lb-ft)	
8	91471228	AR	SHIM	
9	91401225	2	SPACER	
10	91403531	2	WEAR PAD	
11	88261128	AR	SOCKET BUTTON HD CAPSCREW, 3/8-24X1, (torque to 32-37 lb-ft)	
	88261129	AR	SOCKET BUTTON HD CAPSCREW, 3/8-24X1-1/4, (S/N 0160037689 & After) , (torque to 32-37 lb-ft)	
12	1001117655	2	WEAR PAD	
13	90027471	4	HARDENED WASHER, 1/2	
14	91401226	2	SPACER	
115	88671027	2	GREASE FITTING, (S/N 0160037689 & After)	
121	88991005	AR	HEX HD CAPSCREW, 1/2-20X1, GR5, (S/N 0160037689 & After) , (torque to 45-50 lb-ft)	
	91161222	AR	MODIFIED BOLT, GR5, (S/N 0160037689 & After) , (torque to 45-50 lb-ft)	



BOOM

Figure 2-7 Push/Beam Extend Chain & Roller Assembly



PAL1111

NOTE: SEE FIGURE 2-5 FOR PUSH BEAM, CHAIN RETAINER & WEAR PADS.


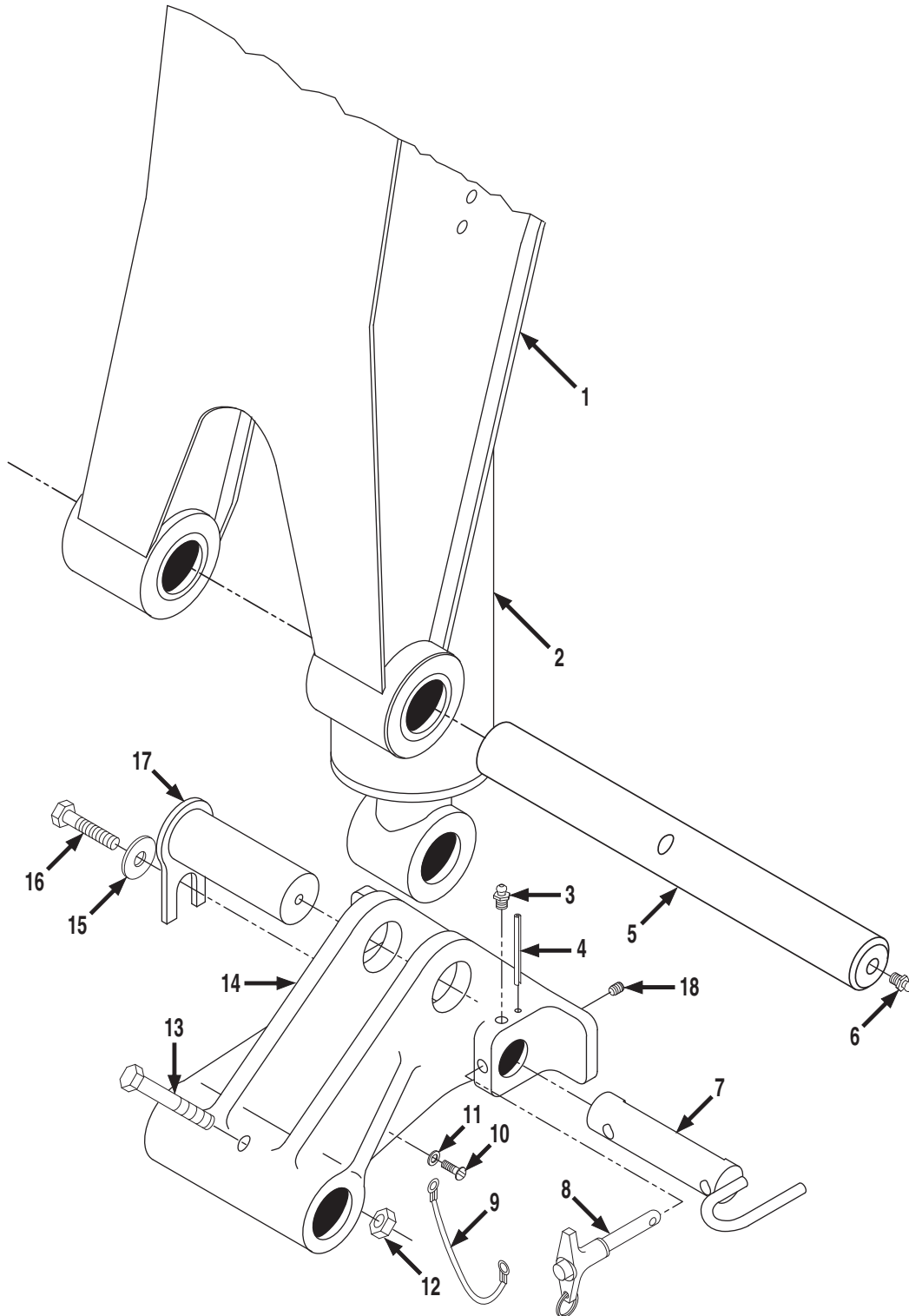


Figure 2-7 Push/Beam Extend Chain & Roller Assembly

Item	Part Number	Qty.	Description	Rev.
	0275798	1	PUSH BEAM ASSY, (includes items 1 thru 22)	B
1	0100011	AR	LOCTITE® 242™	
2	0100075	AR	LOCTITE® 545™	
3	0274674	1	LEAF CHAIN ASSY, (includes items 101 thru 105)	C
4	0274799	1	CHAIN CLEVIS ROD	
5	0641808	2	HEX HD CAPSCREW, 1/2-13X1, GR5	
6	4761800	2	LOCKWASHER, 1/2	
7	14403323	AR	NEVER SEEZE LUBE	
8	14404793	AR	MYSTIK TETRIMOLY GREASE	
9	88501322	1	HEX NUT, 1-3/8-12, (torque to 155-195 lb-ft)	
10	88581112	2	SNAP RING, 3/8	
11	88671001	1	STRAIGHT LUBE FITTING, 1/8	
12	91041451	1	SHIM	
13	91041596	1	SHIM	
14	91401189	1	KEEPER	
15	91401190	1	TAB WASHER	
16		Ref	CROWD CYLINDER, (see Figure 9-2 for details)	
17	91403017	1	EXTEND SHEAVE PIN	
18	91403045	1	CHAIN ROLLER ASSY, (includes items 202 & 203)	B
19	91403065	1	HARD WASHER	
20	91513029	1	UHMW TAPE, 13 FT	
21	91406015	1	PUSH BEAM WELDMENT	
22	91413122	1	ANCHOR PIN	
101	91403432	1	LEAF CHAIN, 866	
102	1360298	1	CLEVIS, 866-634	
103	91413123	1	ANCHOR PIN	
104	88581112	2	SNAP RING, 3/8	
105	8522012	AR	ANTI-SEIZE LUBE	
202	91403047	1	BUSHING	
203	91403119	2	SEAL	
312		Ref	ANCHOR PIN, (see Figure 2-5 for details)	



Figure 2-8 Quick Switch Assembly



NOTE:
USE LOCTITE, 14403364, ON ALL BOLT THREADS.

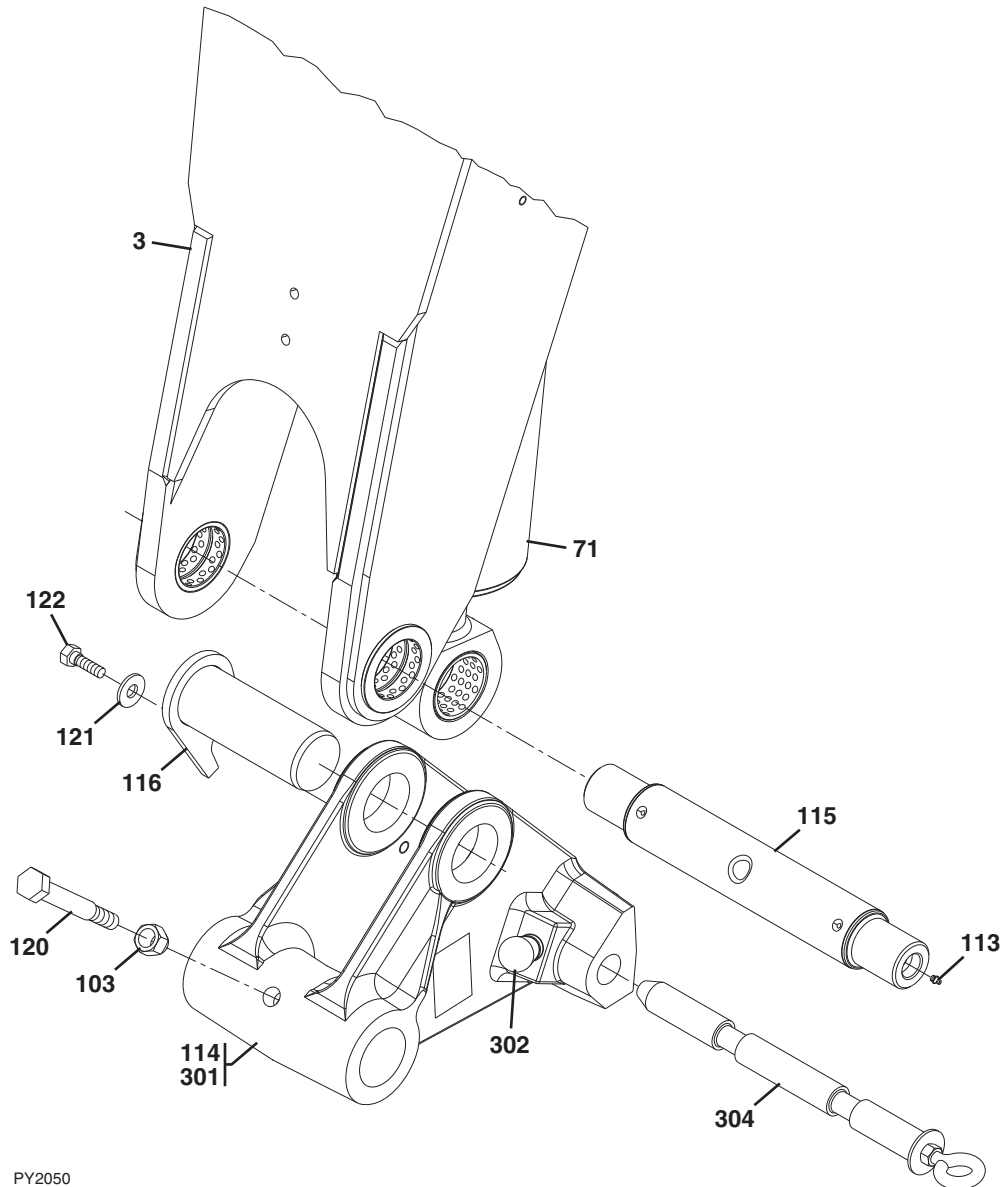


Figure 2-8 Quick Switch Assembly

Item	Part Number	Qty.	Description	Rev.
1	91405032	1	QUICK SWITCH ASSY, (includes items 3, 4, 7 thru 11, 14 & 18)	F
2		Ref	THIRD BOOM SECTION, (see Figure 2-5 for details)	
3	88671008	1	STRAIGHT LUBE FITTING, 1/4-28	
4	3440832	1	ROLL PIN, 1/4X2	
5	91403020	1	HEAD PIN	
6	88661001	2	STRAIGHT LUBE FITTING, 1/8	
7	91403404	1	QUICK SWITCH PIN	
8	91403407	1	QUICK RELEASE PIN	
9	91403411	1	TETHER CABLE	
10	88301193	1	ROUND HD MACHINE SCREW, #10-32X1/2	
11	88561105	1	FLAT WASHER, #10	
12	88521012	1	HEX LOCKNUT, 3/4-10	
13	91403412	1	HEX HD CAPSCREW, 1/2-13X6	
14	91403060	1	QUICK SWITCH CASTING	
15	8310308	1	HARDENED WASHER, 1/2	
16	88201067	1	HEX HD CAPSCREW, 1/2-13X1-1/2, GR5	
17	91403405	1	PIN WELDMENT	
18	88221276	1	SOCKET SET SCREW, (flat point), 1/2-13X1/2	



Figure 2-8 Quick Switch Assembly



PY2050



Figure 2-8 Quick Switch Assembly

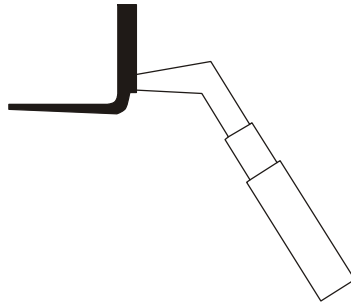
Item	Part Number	Qty.	Description	Rev.
3		Ref	THIRD BOOM SECTION, (see Figure 2-5 for details)	
71		Ref	TILT CYLINDER, (see Figure 9-3 for details)	
103	8310067	1	LOCKNUT, 3/4-10	
113	88671008	2	STRAIGHT GREASE FITTING	
114	1001098382	1	QUICK SWITCH COUPLING ASSY, (includes items 301 thru 304)	D
115	1001098233	1	PIVOT PIN	
116	1001098218	1	PIN WELDMENT	
120	0682244	1	HEX HD CAPSCREW, 3/4-10X5-1/2, GR8	
121	4740003	1	WASHER, 1/2	
122	0641808	1	HEX HD CAPSCREW, 1/2-13X1, GR5	
124	8307916	AR	WASHER, SHIM, (not shown)	
125	8307917	AR	WASHER, SHIM, (not shown)	
301	1001098174	1	QUICK SWITCH COUPLER	
302	1001098176	1	POPPIN PIN ASSY	
304	1001105441	1	QUICK SWITCH LOCK PIN	

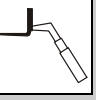


BOOM

This Page Intentionally Left Blank

SECTION 3 ATTACHMENTS

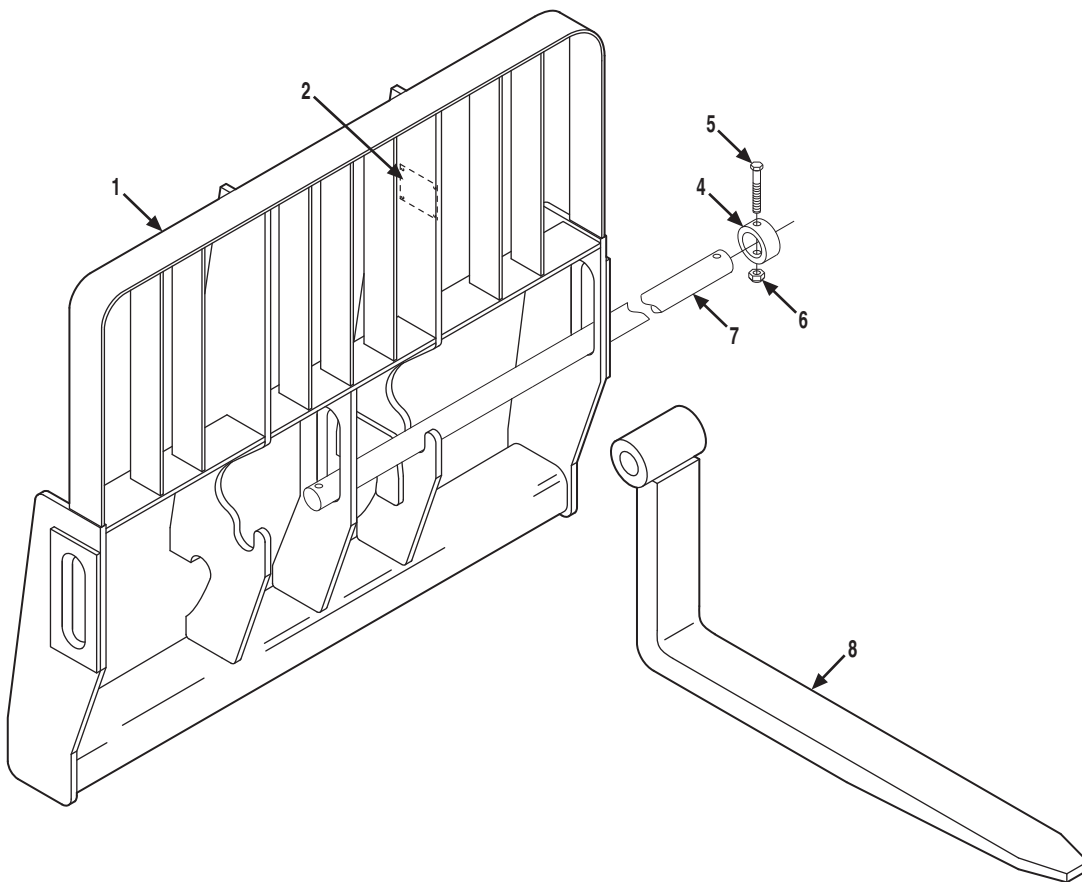




ATTACHMENTS

Before S/N 0160023812

Figure 3-1 Tilt Carriage



PY1950

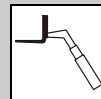


Figure 3-1 Tilt Carriage

Item	Part Number	Qty.	Description	Rev.
	91405073	1	48 IN CARRIAGE ASSY, (includes items 1 thru 7)	D
	91405074	1	72 IN CARRIAGE ASSY, (includes items 1 thru 7)	D
1	NSS	1	48 IN CARRIAGE WELDMENT	
	NSS	1	72 IN CARRIAGE WELDMENT	
2	NSS	1	S/N PLATE	
4	90200003	2	COLLAR	
5	88201105	2	HEX HD CAPSCREW, 5/8-11X4, GR5	
6	88521310	2	HEX LOCKNUT, 5/8-11, (nylok)	
7	91401303	1	FORK PIN, (48 IN carriage)	
	91401324	1	FORK PIN, (72 IN carriage)	
8		Ref	FORK, (see Figure 3-16 for details)	

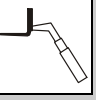
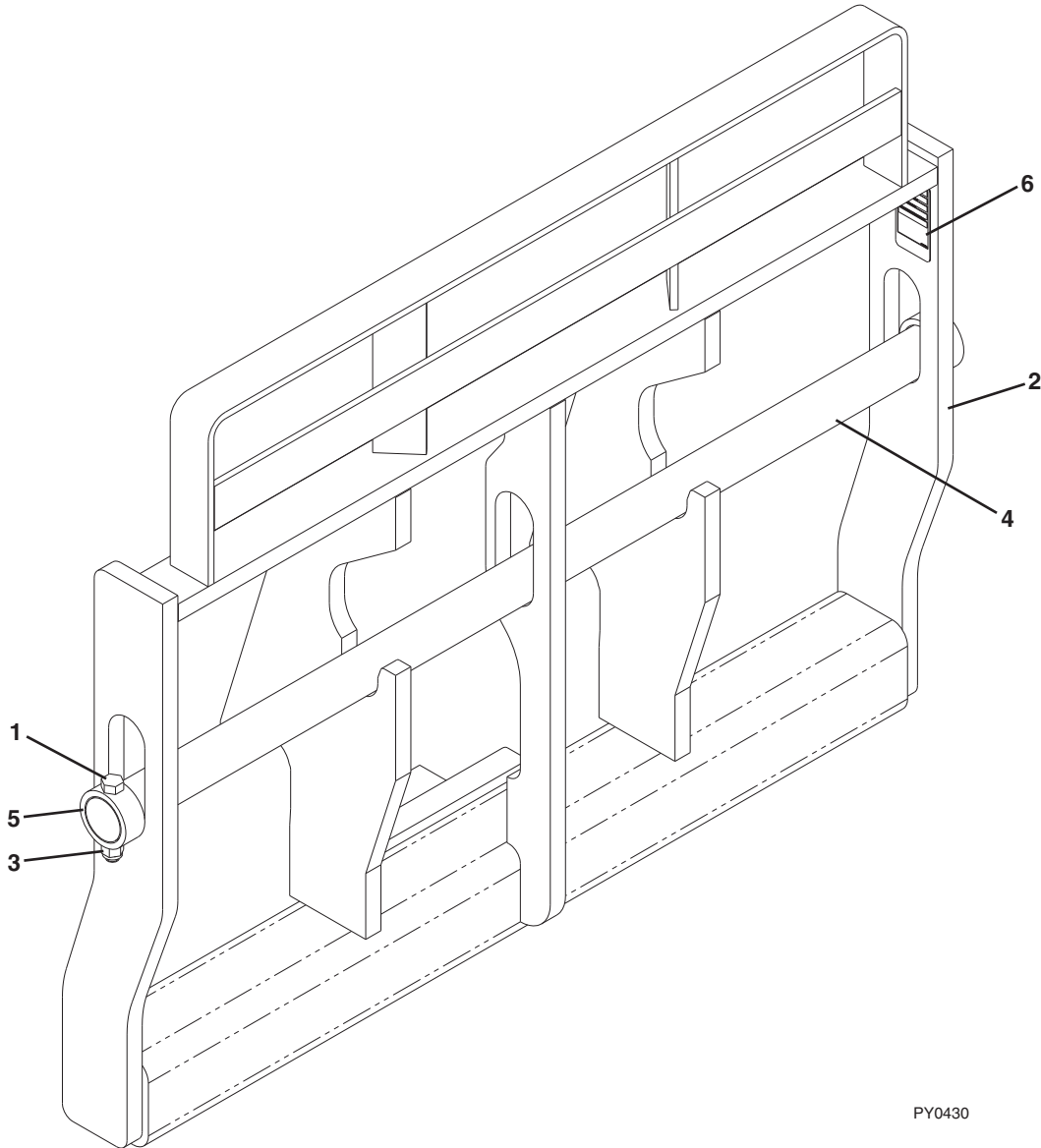


Figure 3-1 Tilt Carriage



PY0430

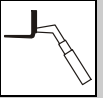


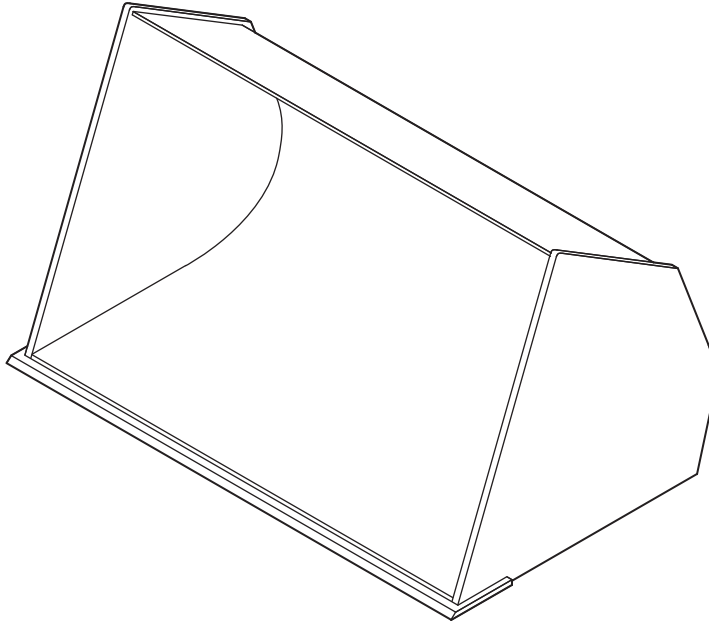
Figure 3-1 Tilt Carriage

Item	Part Number	Qty.	Description	Rev.
	1170019	1	50 IN TILT CARRIAGE, (Before S/N 0160037689) , includes all items)	C
	1170021	1	50 IN TILT CARRIAGE, (S/N 0160037689 & After) , (includes all items)	D
	1170022	1	60 IN TILT CARRIAGE, (Before S/N 0160037689) , (includes all items)	C
	1170024	1	60 IN TILT CARRIAGE, (S/N 0160037689 & After) , (includes all items)	D
	1170025	1	72 IN TILT CARRIAGE, (Before S/N 0160037689) , (includes all items)	C
	1001132514	1	72 IN TILT CARRIAGE, (S/N 0160037689 & After) , (includes all items)	A
1	0642032	2	HEX HD CAPSCREW, 5/8-11X4, GR5	
2	NSS	1	TILT CARRIAGE	
3	3300240	2	LOCKNUT, 5/8-11	
4	3423275	1	50 IN FORK PIN	
	3423242	1	60 IN FORK PIN	
	3423276	1	72 IN FORK PIN	
5	90200003	2	COLLAR	
6	NSS	1	S/N PLATE	



ATTACHMENTS

Figure 3-2 Buckets



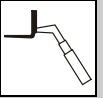


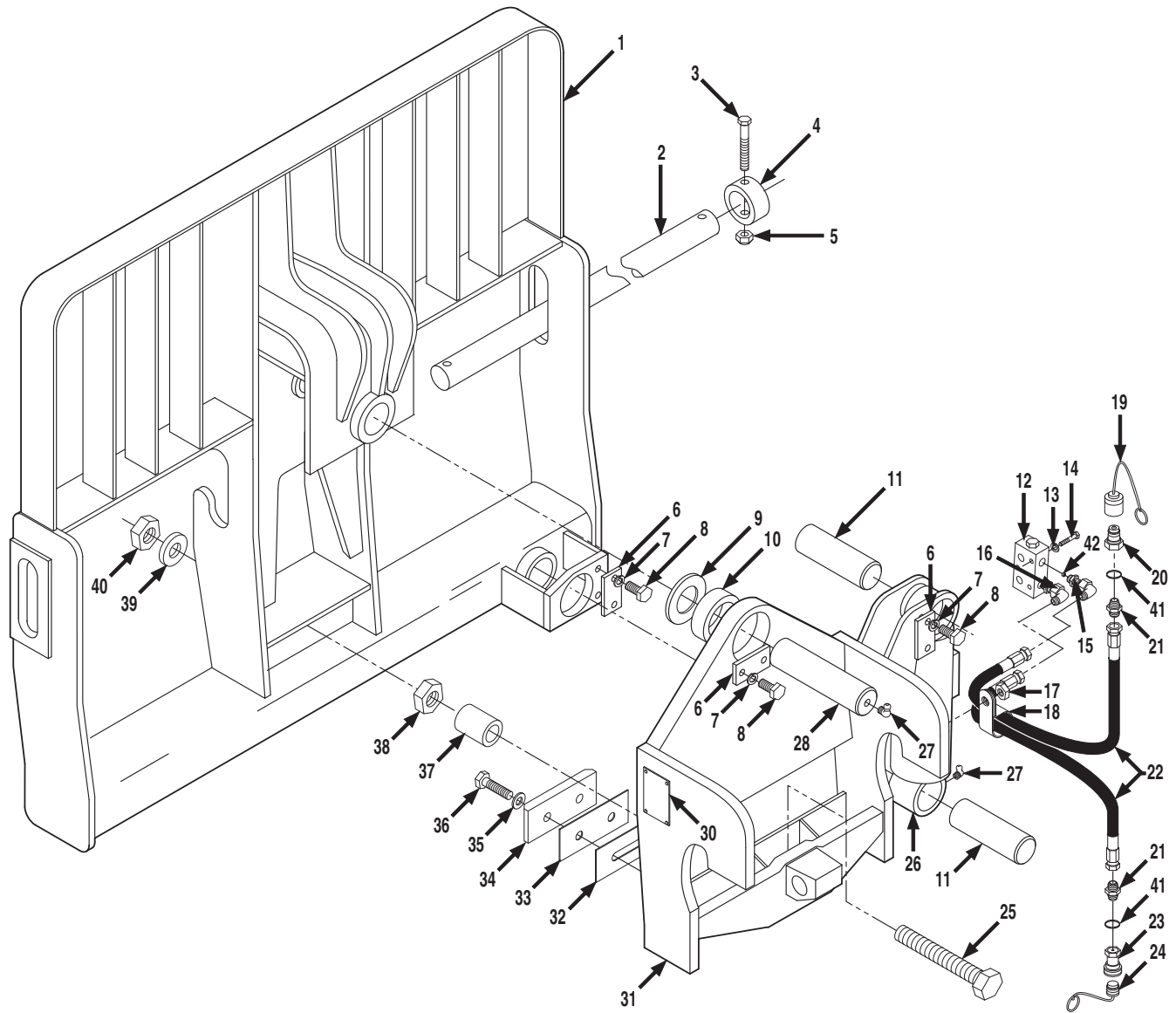
Figure 3-2 Buckets

Item	Part Number	Qty.	Description	Rev.
	91405054	1	60 IN BUCKET, 3/4 ³ YARD, (Before S/N 0160037689)	
	1001100822	1	72 IN BUCKET, 1.0 ³ YARD, (S/N 0160037689 & After)	
	91405055	1	74 IN BUCKET, 1-1/4 ³ YARD, (Before S/N 0160037689)	
	1001100823	1	96 IN BUCKET, 1-1/2 ³ YARD, (S/N 0160037689 & After)	
	91405071	1	102 IN BUCKET, 1-1/4 ³ YARD, (Before S/N 0160037689)	
	1001100824	1	102 IN BUCKET, 2.0 ³ YARD, (S/N 0160037689 & After)	



ATTACHMENTS

Figure 3-3 48 Inch & 72 Inch Slope Piler Carriage



PY1760

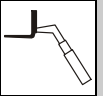
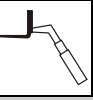


Figure 3-3 48 Inch & 72 Inch Slope Piler Carriage

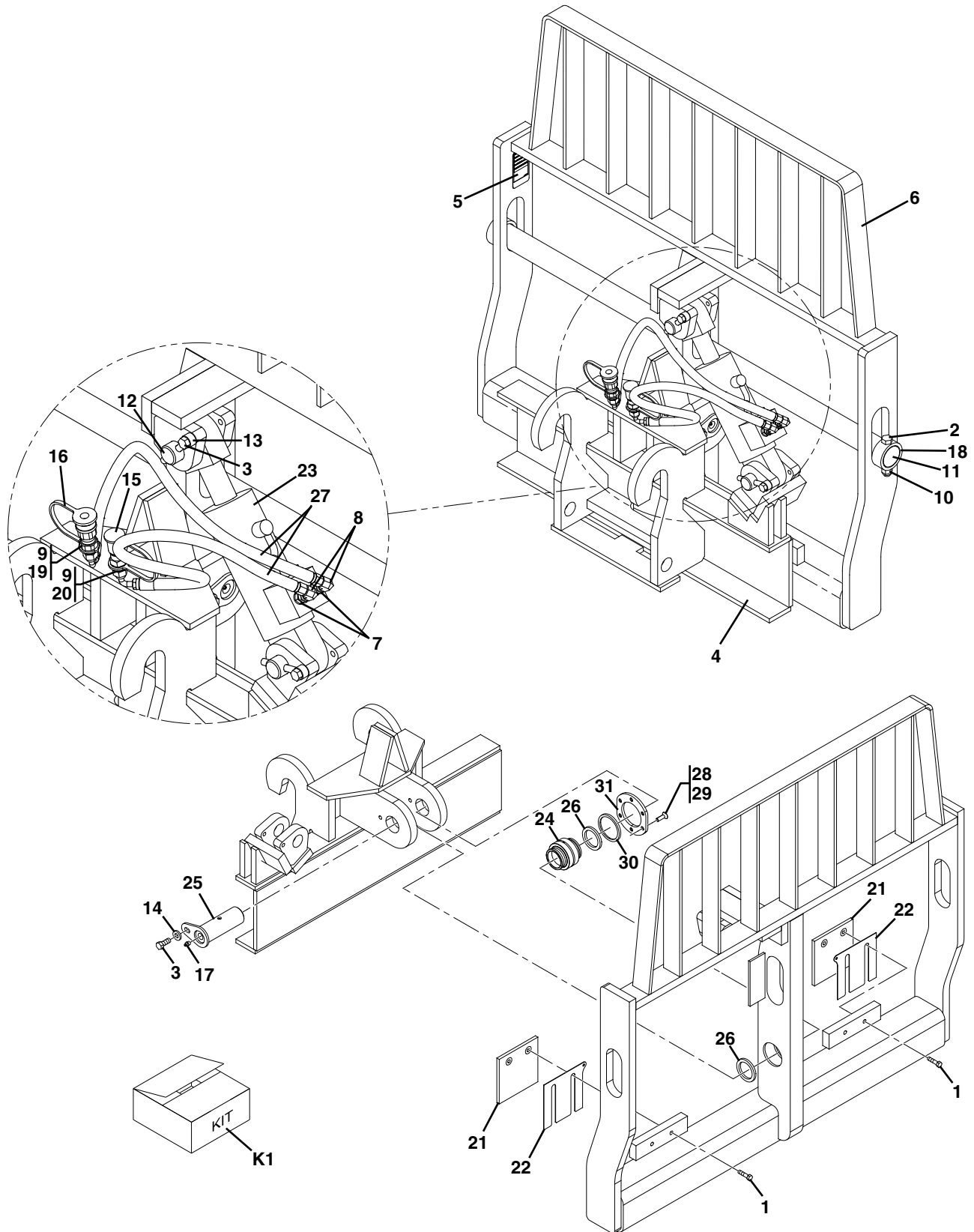
Item	Part Number	Qty.	Description	Rev.
	91405101	1	48 IN SLOPE PILER CARRIAGE, (includes all items)	O
	91405079	1	72 IN SLOPE PILER CARRIAGE, (includes all items)	T
1	NSS	1	48 IN CARRIAGE WELDMENT	
	NSS	1	72 IN CARRIAGE WELDMENT	
2	91401324	1	FORK PIN, (72 IN carriage)	
	91401303	1	FORK PIN, (48 IN carriage)	
3	88201105	2	HEX HD CAPSCREW, 5/8-11X4, GR5	
4	90200003	2	COLLAR	
5	88521310	2	HEX LOCKNUT, 5/8-11, (nylok)	
6	91081313	3	KEEPER PLATE	
7	88551013	6	LOCKWASHER, 1/2	
8	88201065	6	HEX HD CAPSCREW, 1/2-13X1, GR5	
9	91081594	1	THRUST WASHER	
10	91083248	1	BUSHING	
11	3423263	2	SWAY CYLINDER PIN	
12		Ref	SWAY CYLINDER VALVE, (see Figure 9-19 for details)	
13	88551009	3	LOCKWASHER, 1/4	
14	88201008	3	HEX HD CAPSCREW, 1/4-20X1-3/4, GR5	
15	91081630	2	MODIFIED CONNECTOR	
16	8760268	2	ELBOW, 90 DEGREE, (swivel nut)	
17	77143015	1	WHIZ-LOCKNUT, 3/8-16	
18	84521062	1	SUPPORT CLAMP	
19	91043126	1	DUST CAP	
20	91403414	1	MALE QUICK DISCONNECT	
21	2220372	2	CONNECTOR, (includes item 41)	
22	84719223	2	HOSE ASSY	
23	91403413	1	FEMALE QUICK DISCONNECT	
24	91043125	1	DUST PLUG	
25	91081577	1	TAP BOLT	
26		Ref	SWAY CYLINDER, (see Figure 12-26 for details)	
27	88671022	2	LUBE FITTING, 90 DEGREE, 1/8	
28	91081622	1	PIN, (adapter weldment)	
30	NSS	1	S/N PLATE	
31	NSS	1	ADAPTER WELDMENT	
32	90205870	AR	SHIM	
33	91031236	2	SPACER	
34	91033186	2	BEARING PAD	
35	88561109	4	FLAT WASHER, 3/8	
36	88201534	4	HEX HD CAPSCREW, 3/8-24X1, GR5	
	88201535	4	HEX HD CAPSCREW, 3/8-24X1-1/4, GR5	
37	90204007	1	TUBE	
38	88521016	1	HEX LOCKNUT, 1-8	
39	05101441	1	WASHER, 1-1/16	
40	88501016	1	HEX NUT, 1-8	
41	88591205	2	O-RING	
42	91041387	2	ORIFICE PLUG	



ATTACHMENTS

S/N 0160037689 & After

Figure 3-4 Side Tilt Carriage



PAP2971

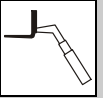
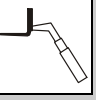


Figure 3-4 Side Tilt Carriage

Item	Part Number	Qty.	Description	Rev.
	1170054	1	50 IN SIDE TILT CARRIAGE, (includes all items)	H
	1001101956	1	60 IN SIDE TILT CARRIAGE, (includes all items)	H
	1170057	1	72 IN SIDE TILT CARRIAGE, (includes all items)	H
1	0641612	4	HEX HD CAPSCREW, 3/8-16X1-1/2	
2	0642032	2	HEX HD CAPSCREW, 5/8-11X4	
3	0681810	3	HEX HD CAPSCREW, 1/2-13X1-1/4	
4	NSS	1	CARRIAGE BASE	
5	NSS	1	S/N PLATE	
6	NSS	1	SIDE TILT CARRIAGE	
7	2110606	2	ADAPTER	
8	2172106	2	ADAPTER, 90 DEGREE	
9	2110808	2	ADAPTER, (50 IN & 72 IN side tilt carriage)	
	2110608	2	ADAPTER, (60 IN side tilt carriage)	
10	3300240	2	LOCKNUT, 5/8-11	
11	3423275	1	50 IN FORK PIN	
	3423242	1	60 IN FORK PIN	
	3423276	1	72 IN FORK PIN	
12	3423307	2	PIN	
13	3841203	2	KEEPER	
14	4891800	1	WASHER, 1/2	
15	8420053	1	DUST CAP	
16	8420055	1	DUST PLUG	
17	88671001	1	GREASE FITTING	
18	90200003	2	COLLAR	
19	91403413	1	FEMALE QUICK DISCONNECT	
20	91403414	1	MALE QUICK DISCONNECT	
21	1001090063	2	WEAR PAD	
22	1001090064	AR	SHIM	
23		Ref	HYDRAULIC CYLINDER, (see Figure 9-22 for details)	
24	1001090140	1	BEARING	
25	1001099113	1	PIN	
26	1001099115	2	SLEEVE	
27	1001102378	2	HOSE ASSY, 3/8X39	
28	0100011	AR	LOCTITE® 242™	
29	0741610	6	FLAT HD SOCKET SCREW, 3/8-16X1-1/4	
30	1001120914	1	BEARING RETAINER SHIM	
31	1001120915	1	BEARING RETAINER PLATE	
K1	2890228	1	SIDE TILT CARRIAGE KIT, (includes items 30 & 31)	C



ATTACHMENTS

Before S/N 0160037689

Figure 3-5 Truss Boom

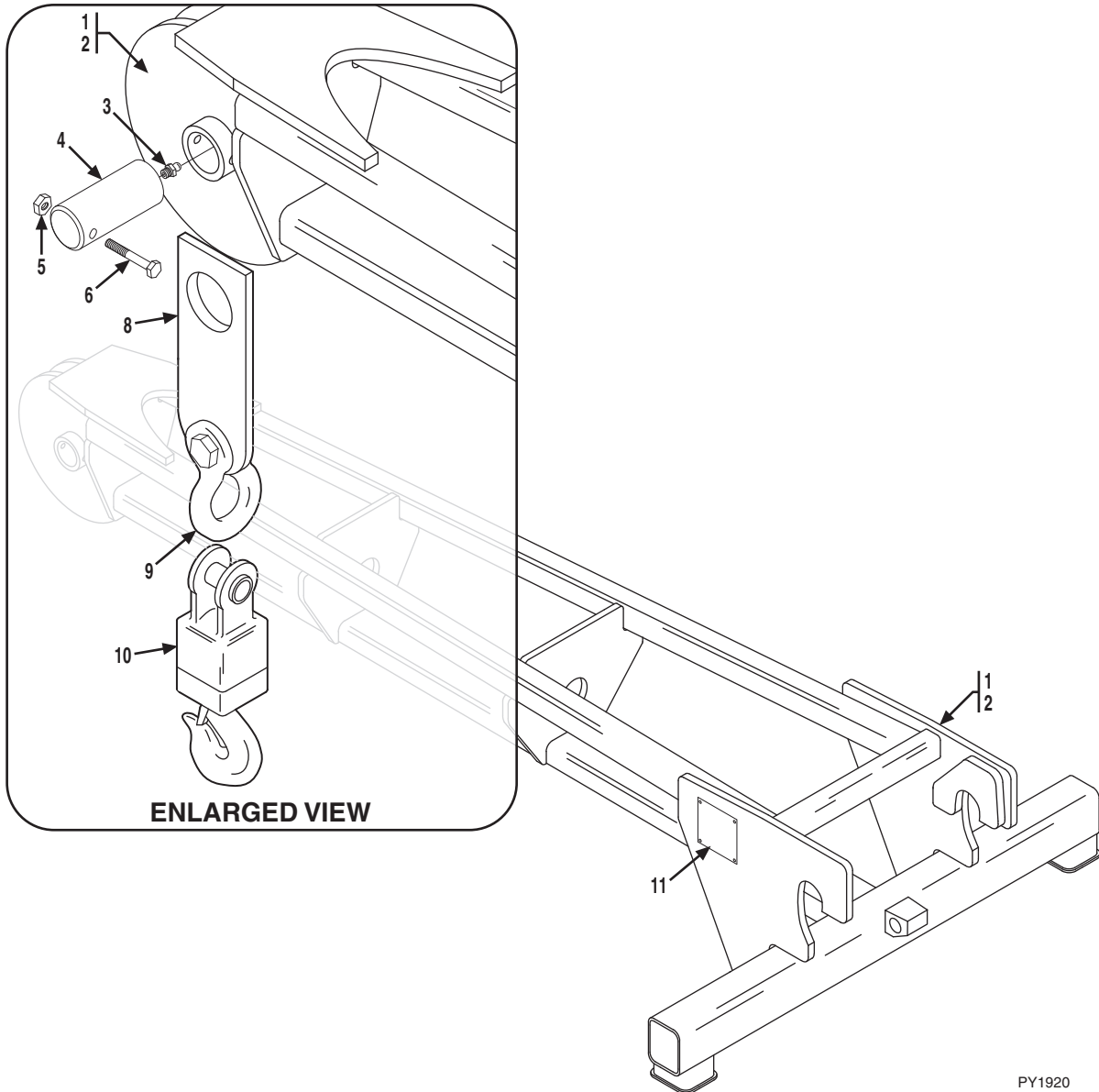
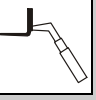


Figure 3-5 Truss Boom

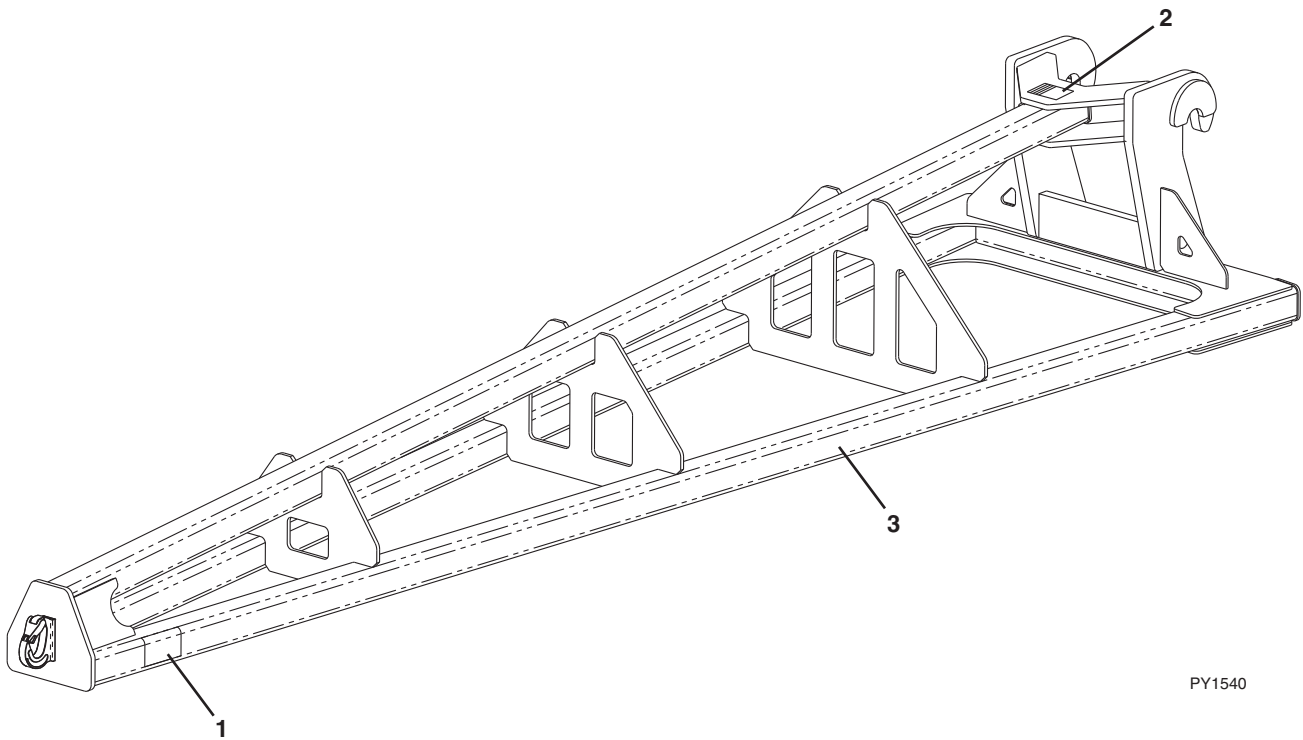
Item	Part Number	Qty.	Description	Rev.
	91405083	1	10 FT TRUSS BOOM ASSY, (includes all items, except item 2)	D
	91405082	1	15 FT TRUSS BOOM ASSY, (includes all items, except item 1)	D
1	NSS	1	10 FT TRUSS BOOM WELDMENT	
2	NSS	1	15 FT TRUSS BOOM WELDMENT	
3	88671001	1	STRAIGHT LUBE FITTING, 1/8	
4	90402948	1	PIN	
5	88501008	1	HEX NUT, 1/2-13	
6	88201073	1	HEX HD CAPSCREW, 1/2-13X3, GR5	
8	90451053	1	HANGER	
9	90453041	1	SHACKLE	
10	90453040	1	SWIVEL HOOK	
	91164440	1	SAFETY LATCH KIT	
11	NSS	1	ATTACHMENT S/N PLATE	



ATTACHMENTS

S/N 0160037689 & After

Figure 3-5 Truss Boom



PY1540

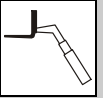
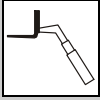


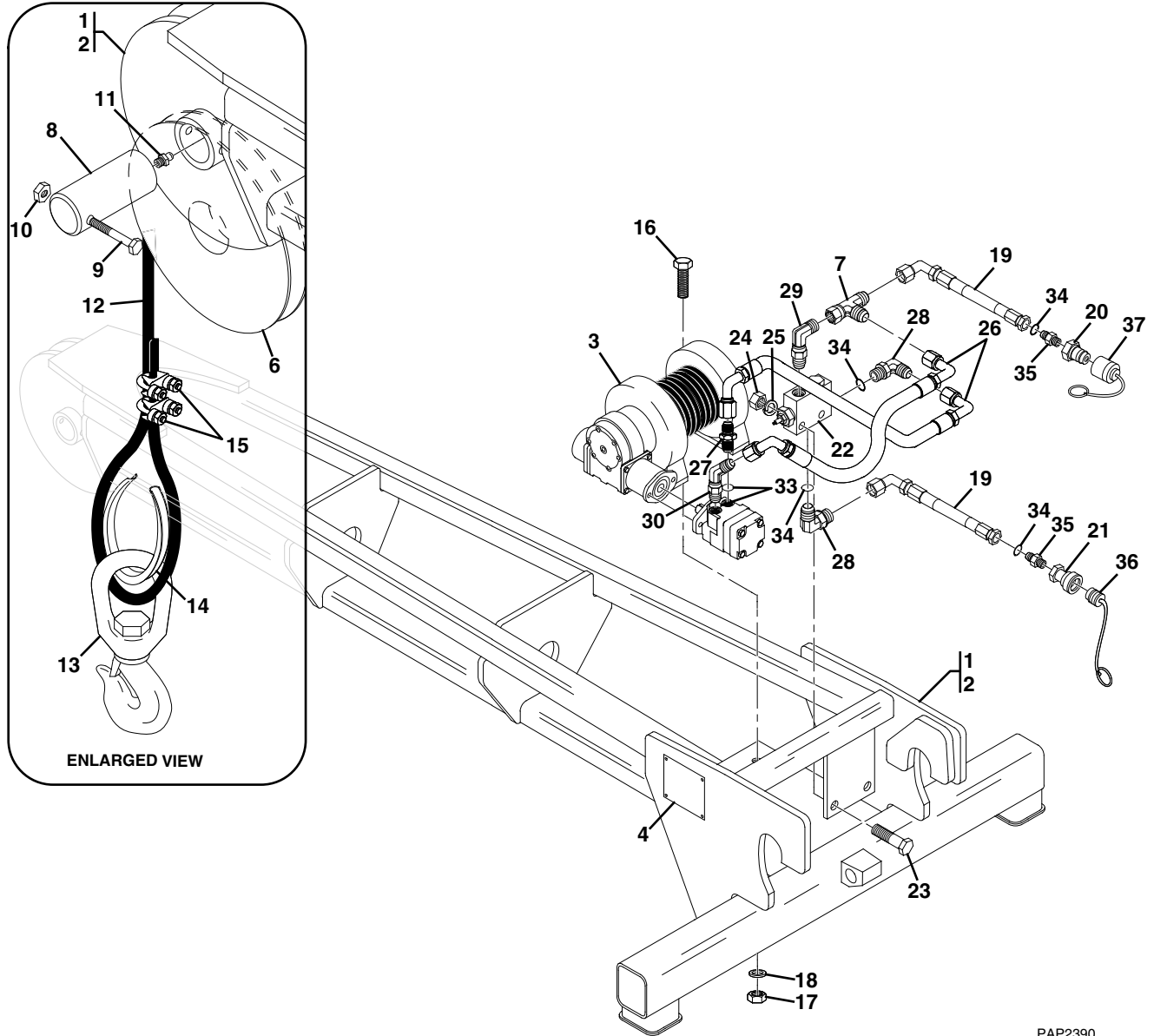
Figure 3-5 Truss Boom

Item	Part Number	Qty.	Description	Rev.
	1001099902	1	12 FT TRUSS BOOM, (includes all items)	A
	1001099901	1	15 FT TRUSS BOOM, (includes all items)	A
1	4110422	2	WARNING SWINGING LOADS DECAL	
2	NSS	1	S/N PLATE	
3	NSS	1	TRUSS BOOM	



ATTACHMENTS

Figure 3-6 10 Foot & 15 Foot Truss Boom With Winch



PAP2390

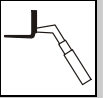
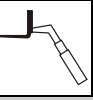


Figure 3-6 10 Foot & 15 Foot Truss Boom With Winch

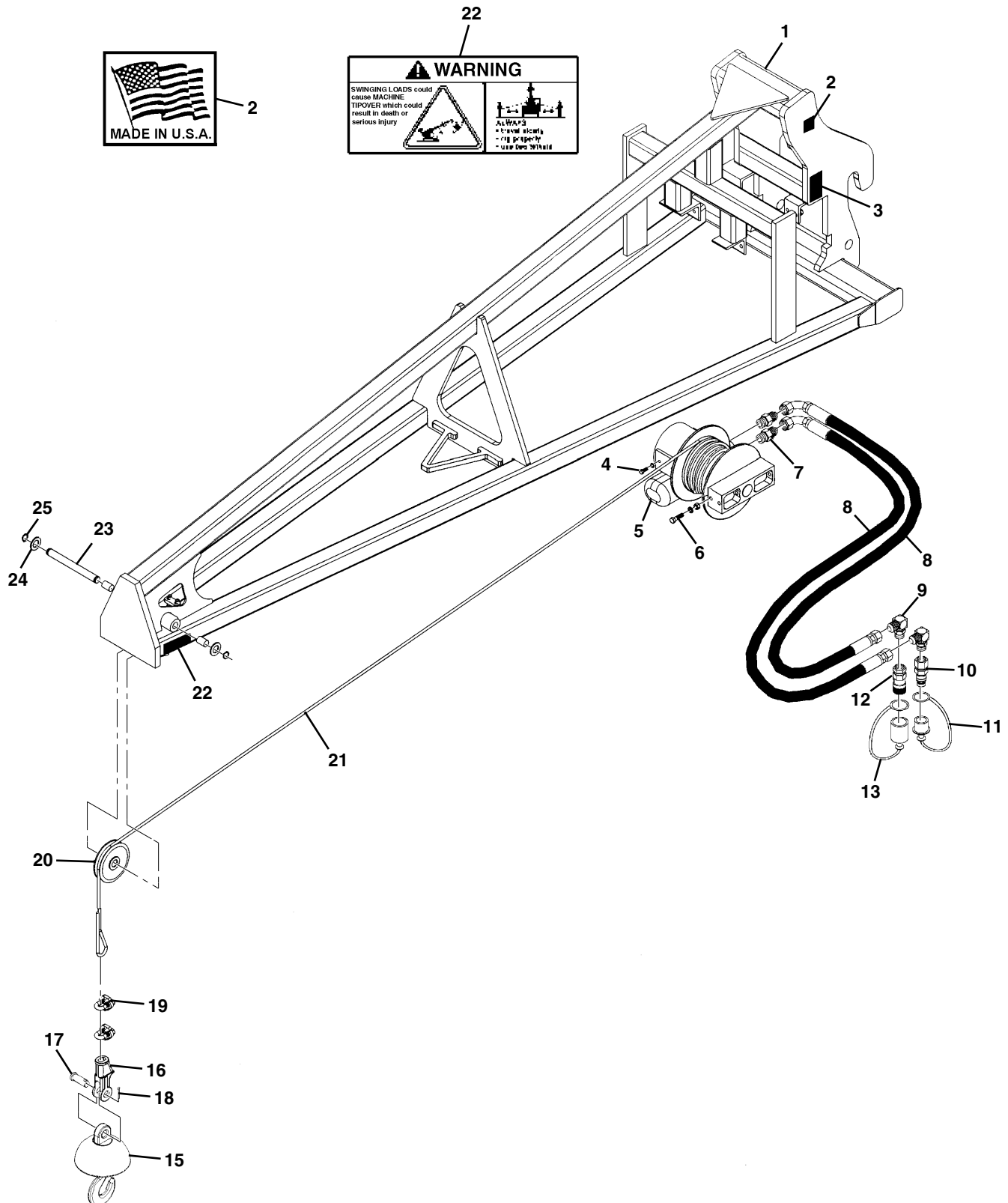
Item	Part Number	Qty.	Description	Rev.
	91405081	1	10 FT TRUSS BOOM WITH WINCH, (includes items 1 & 3 thru 35)	O
	91405080	1	15 FT TRUSS BOOM WITH WINCH, (includes items 2 thru 35)	O
1	NSS	1	10 FT TRUSS BOOM WELDMENT	
2	NSS	1	15 FT TRUSS BOOM WELDMENT	
3		Ref	WINCH WITH MOTOR, (see Figures 12-28 & 12-29 for details)	
4	NSS	1	S/N PLATE	
6	90403056	1	SHEAVE	
7	2220385	1	SWIVEL NUT RUN TEE, 1/2, TUBE	
8	90402948	1	PIN	
9	88201073	1	HEX HD CAPSCREW, 1/2-13X3, GR5	
10	88501008	1	HEX NUT, 1/2-13	
11	88671001	1	STRAIGHT LUBE FITTING, 1/8	
12	90207882	1	WIRE ROPE, 3/8	
13	91403448	1	SWIVEL HOOK	
14	90026965	1	THIMBLE	
15	90028990	2	WIRE ROPE CLIP	
16	83201062	4	HEX HD CAPSCREW, 5/8-11X2-1/4, GR8	
17	88501010	4	HEX NUT, 5/8-11	
18	90027472	4	HARDENED WASHER, 5/8	
19	84717593	2	HOSE ASSY	
20	91403414	1	MALE QUICK DISCONNECT	
21	91403413	1	FEMALE QUICK DISCONNECT	
22		Ref	TRUSS BOOM PRESSURE REDUCER VALVE, (see Figure 12-30 for details)	
23	88201024	2	HEX HD CAPSCREW, 5/16-18X2, GR5	
24	88501005	2	HEX NUT, 5/16-18	
25	88551010	2	LOCKWASHER, 5/16	
26	84719732	2	HOSE ASSY	
27	2220374	1	CONNECTOR, (includes item 33)	
28	2220596	2	ELBOW, 90 DEGREE, (includes two of item 34)	
29	2220726	2	ELBOW, 90 DEGREE	
30	2220499	1	ELBOW, 45 DEGREE, (includes item 33)	
33	88591206	2	O-RING	
34	88591205	4	O-RING	
35	2220373	2	CONNECTOR, (includes two of item 34)	
36	91043125	1	DUST PLUG	
37	91043126	1	DUST CAP	



ATTACHMENTS

S/N 0160037689 & After

Figure 3-7 12 Foot Truss Boom With Winch



PAP3440

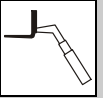


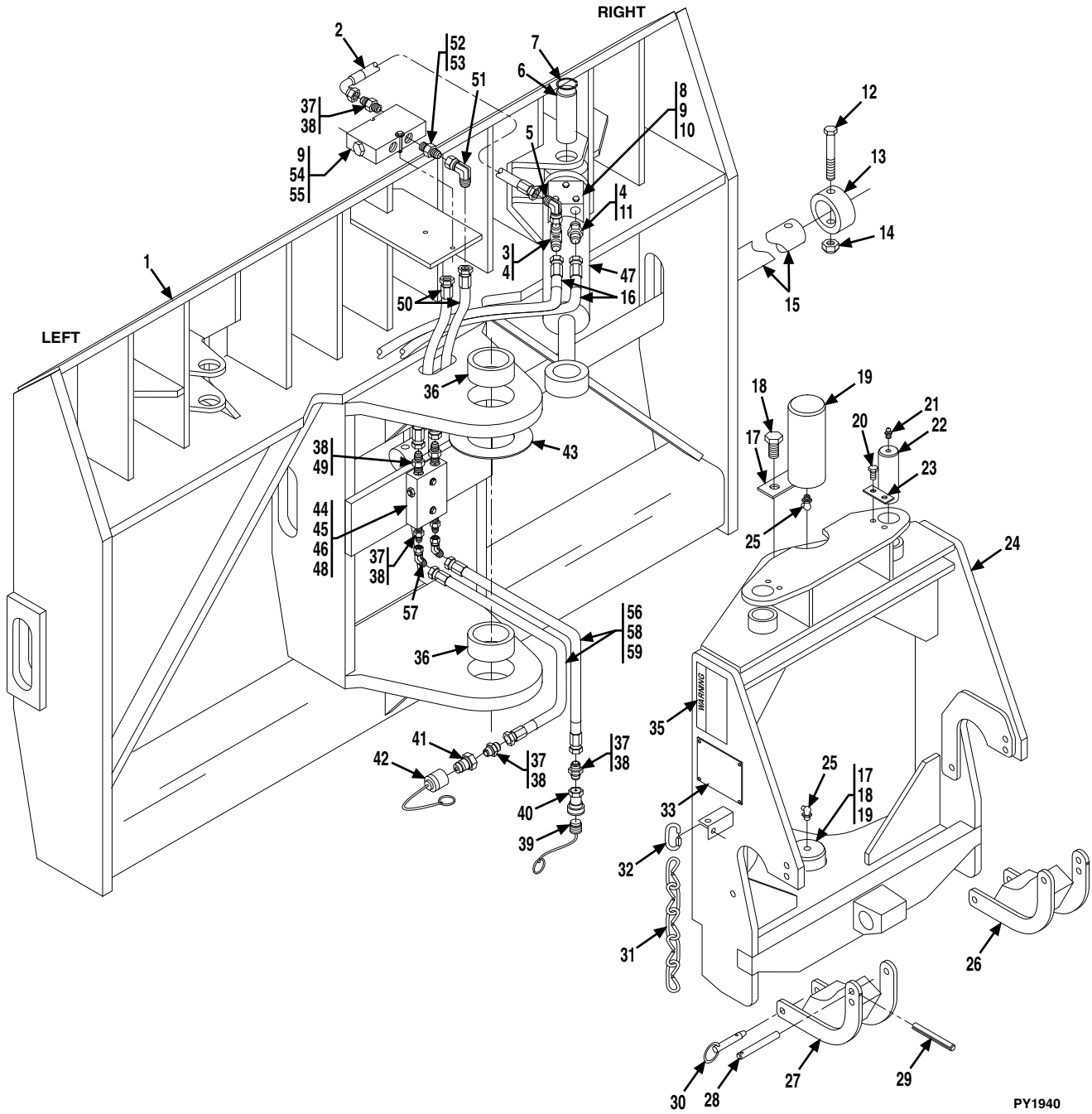
Figure 3-7 12 Foot Truss Boom With Winch

Item	Part Number	Qty.	Description	Rev.
	1001099351	1	12 FT TRUSS BOOM WITH WINCH, (includes all items)	F
1	NSS	1	TRUSS BOOM FRAME	
2	90554016	1	MADE IN USA DECAL	
3	NSS	1	S/N PLATE	
4	70021349	4	HEX HD CAPSCREW, 3/8X1	
	90554042	4	LOCK WASHER, 3/8	
5	70021921	1	TRUSS BOOM WINCH MOTOR	
6	NSS	2	HEX HD CAPSCREW, 1/2X1-3/4	
	90554020	2	LOCK WASHER, 1/2	
	90554054	2	HEX NUT, 1/2	
7	70021415	2	CONNECTOR	
8	70021977	2	HOSE ASSY, 3/8X32	
9	NSS	1	ELBOW, 90 DEGREE	
10	7029692	1	MALE QUICK COUPLER	
11	90554062	1	DUST CAP	
12	70021342	1	FEMALE QUICK COUPLER	
13	90554076	1	DUST COVER	
15	70021978	1	BALL SWIVEL WITH SAFETY HOOK	
16	70021979	1	SOCKET ASSY, (includes items 17 & 18)	
17	NSS	1	PIN	
18	NSS	1	COTTER PIN	
19	NSS	2	CLAMP	
20	70021935	1	PULLEY	
21	70022028	1	CABLE	
22	4110422	2	WARNING SWINGING LOADS DECAL	
23	NSS	1	PIN	
24	NSS	2	FLAT WASHER	
25	NSS	2	SNAP RING	



ATTACHMENTS

Figure 3-8 100 Degree Swing Fork Assembly



PY1940

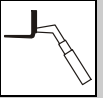


Figure 3-8 100 Degree Swing Fork Assembly

Item	Part Number	Qty.	Description	Rev.
	91405075	1	100 DEGREE SWING FORK ASSY, (includes all items)	0
1	NSS	1	CARRIAGE WELDMENT	
2	84719167	2	HOSE ASSY	
3	2220606	2	RUN TEE, (includes item 4)	
4	88591204	4	O-RING	
5	8760268	2	ELBOW, 90 DEGREE, (swivel nut)	
6	91041326	2	PIVOT PIN, (swing cylinder)	
7	88581136	4	SNAP RING	
8	91413100	2	MANIFOLD BLOCK	
9	88201008	8	HEX HD CAPSCREW, 1/4-20X1-3/4, GR5	
10	88551009	6	LOCKWASHER, 1/4	
11	2220371	2	CONNECTOR, (includes item 4)	
12	88201105	2	HEX HD CAPSCREW, 5/8-11X4, GR5	
13	90200003	2	COLLAR	
14	88521310	2	HEX LOCKNUT, 5/8-11	
15	91401324	1	FORK PIN	
16	84719197	2	HOSE ASSY	
17	91041322	2	LOCKING PLATE	
18	83201026	4	HEX HD CAPSCREW, 1/2-13X1-1/2, GR8	
19	91041325	2	PIVOT PIN	
20	83201024	4	HEX HD CAPSCREW, 3/8-16X1, GR8	
21	88671008	2	STRAIGHT LUBE FITTING, 1/4-28	
22	91041324	2	PIVOT PIN	
23	91411073	2	LOCKING PLATE	
24	NSS	1	PIVOT WELDMENT	
25	88671018	2	LUBE FITTING, 45 DEGREE, 1/8	
26	91406070	1	RH SUPPORT BRACKET	
27	91406069	1	LH SUPPORT BRACKET	
28	91401266	2	PIN	
29	88631449	2	ROLL PIN, 1/8X1-1/2	
30	91043221	2	DETENT PIN	
31	91033038	24 in	CHAIN	
32	91033039	2	CHAIN CONNECTION	
33	NSS	1	S/N PLATE	
35	91143282	2	PINCH POINT DECAL	
36	91041327	2	BUSHING	
37	2220372	6	CONNECTOR, (includes item 38)	
38	88591205	8	O-RING	
39	91043125	1	DUST PLUG	
40	91403413	1	FEMALE QUICK DISCONNECT	
41	91403414	1	MALE QUICK DISCONNECT	
42	91043126	1	DUST CAP	
43	91041356	6	SPACER	
44	91413099	1	RELIEF VALVE	
45	88201029	2	HEX HD CAPSCREW, 5/16-18X3-1/4, GR5	
46	88551010	2	LOCKWASHER, 5/16	
47		Ref	SWING CYLINDER, (see Figure 12-27 for details)	
48	88501005	2	HEX NUT, 5/16-18	
49	2220373	2	CONNECTOR, (includes item 38)	



ATTACHMENTS

Figure 3-8 100 Degree Swing Fork Assembly (Continued)

Item	Part Number	Qty.	Description	Rev.
50	84719760	2	HOSE ASSY	
51	8765204	2	ELBOW, 90 DEGREE, (swivel nut)	
52	91041361	2	MODIFIED FITTING	
53	91411050	2	ORIFICE	
54	88561002	2	FLAT WASHER, 1/4	
55	91043186	1	DBL PILOT CHECK VALVE	
56	84718208	2	HOSE ASSY	
57	2220657	2	ELBOW, 45 DEGREE, (swivel nut)	
58	71492142	24 in	FLEX LOOM	
59	86683122	4	TIE WRAP	

Figure 3-8 100 Degree Swing Fork Assembly (Continued)

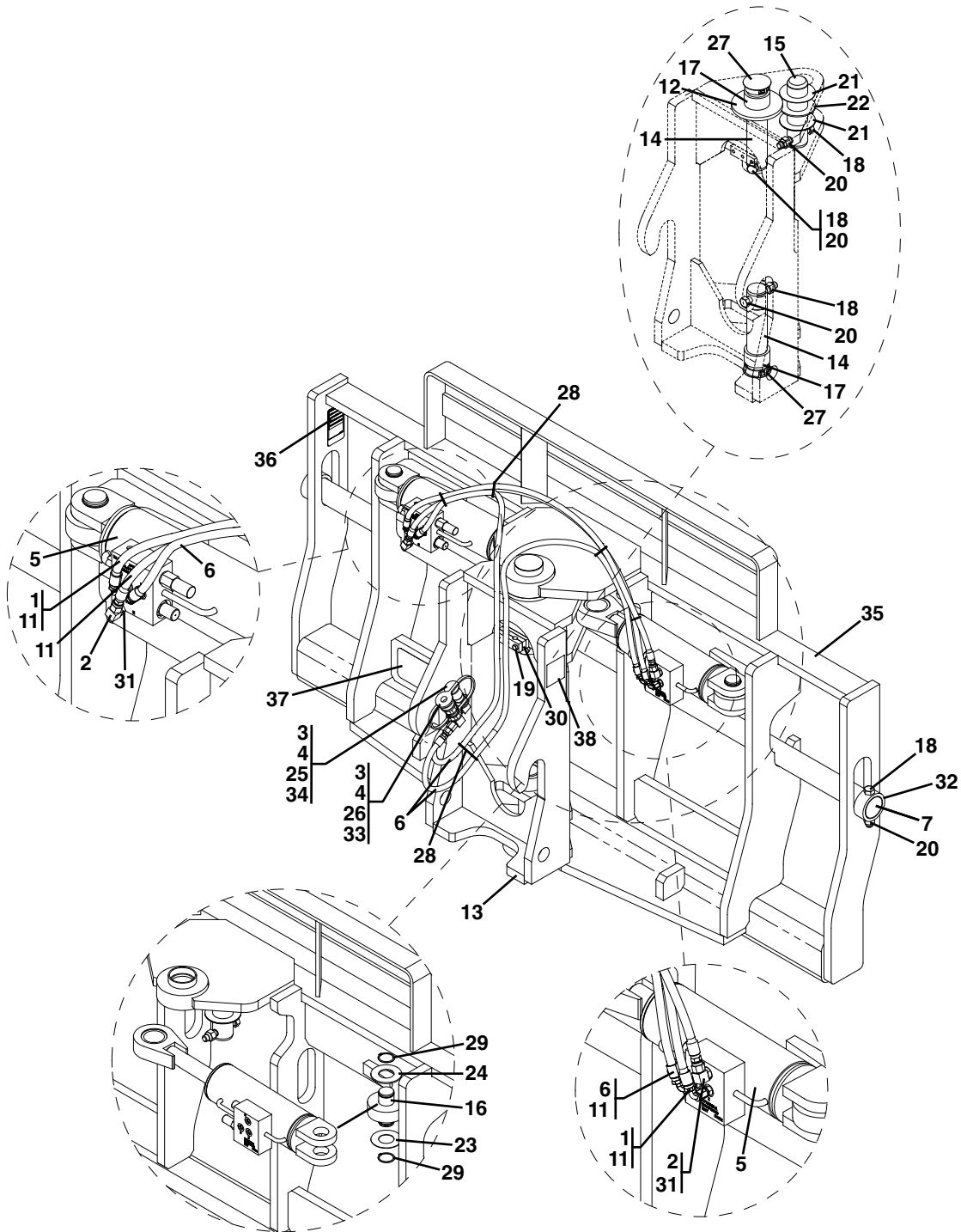
Item	Part Number	Qty.	Description	Rev.



ATTACHMENTS

S/N 0160037689 & After

Figure 3-9 90 Degree Swing Carriage



PAP3360

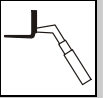


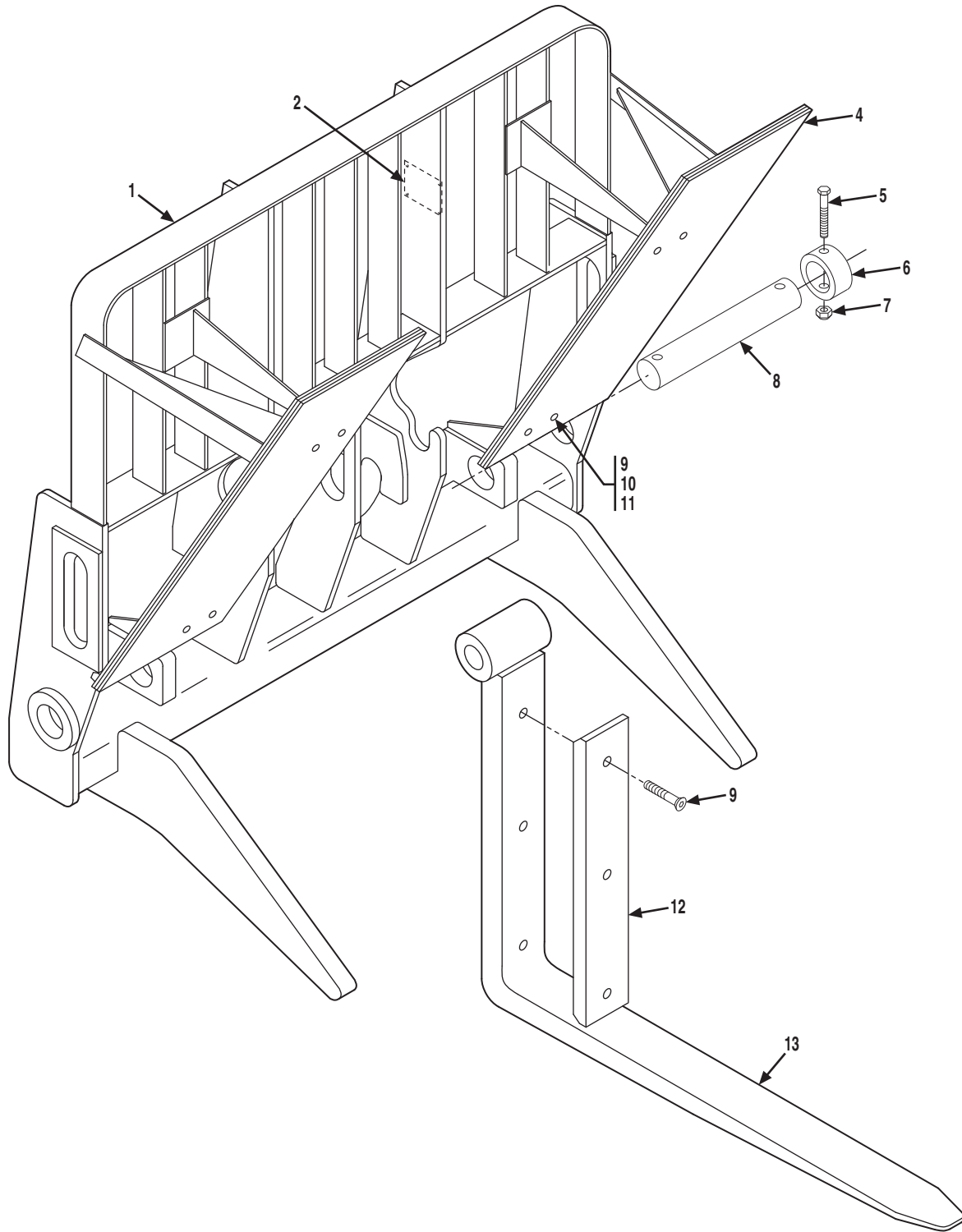
Figure 3-9 90 Degree Swing Carriage

Item	Part Number	Qty.	Description	Rev.
	1001095418	1	90 DEGREE SWING CARRIAGE, 72 IN, (includes all items)	K
1	2220415	4	ADAPTER	
2	2220473	2	ADAPTER, 90 DEGREE	
3	2220609	2	ADAPTER	
4	2220628	2	ADAPTER, 90 DEGREE	
5		Ref	SWING CYLINDER, (see Figure 9-23 for details)	
6	2717287	2	HOSE ASSY, 1/4X58	
7	3423276	1	PIN	
11	6604662	2	HOSE ASSY, 1/4X40-1/2	
12	7062922	1	WASHER	
13	NSS	1	PIVOT WELDMENT	
14	7110702	2	PIVOT PIN	
15	7110712	1	PIN	
16	7110722	2	PIN	
17	8065062	2	BUSHING	
18	8303634	5	HEX HD CAPSCREW, 5/8-11X4, GR5	
19	8303715	3	HEX HD CAPSCREW, 5/16-18X1-1/2, GR5	
20	8305643	5	HEX NUT, 5/8-11	
21	8307904	AR	SHIM	
22	8307918	AR	SHIM	
23	8310160	AR	SHIM	
24	8310161	AR	SHIM	
25	8420053	1	DUST CAP	
26	8420055	1	DUST PLUG	
27	8580315	2	PLUG	
28	8584001	5	TIE WRAP	
29	8642207	4	RETAINING RING	
30	8769132	2	CLAMP	
31	8770016	2	ADAPTER	
32	90200003	2	COLLAR	
33	91403413	1	FEMALE QUICK DISCONNECT	
34	91403414	1	MALE QUICK DISCONNECT	
35	NSS	1	CARRIAGE FRAME	
36	NSS	1	S/N PLATE	
37	1001110704	1	WARNING CRUSH HAZARD DECAL	
38	1001111190	2	WARNING DECAL	



ATTACHMENTS

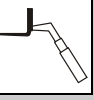
Figure 3-10 Sheet Material Handler



PY1960

Figure 3-10 Sheet Material Handler

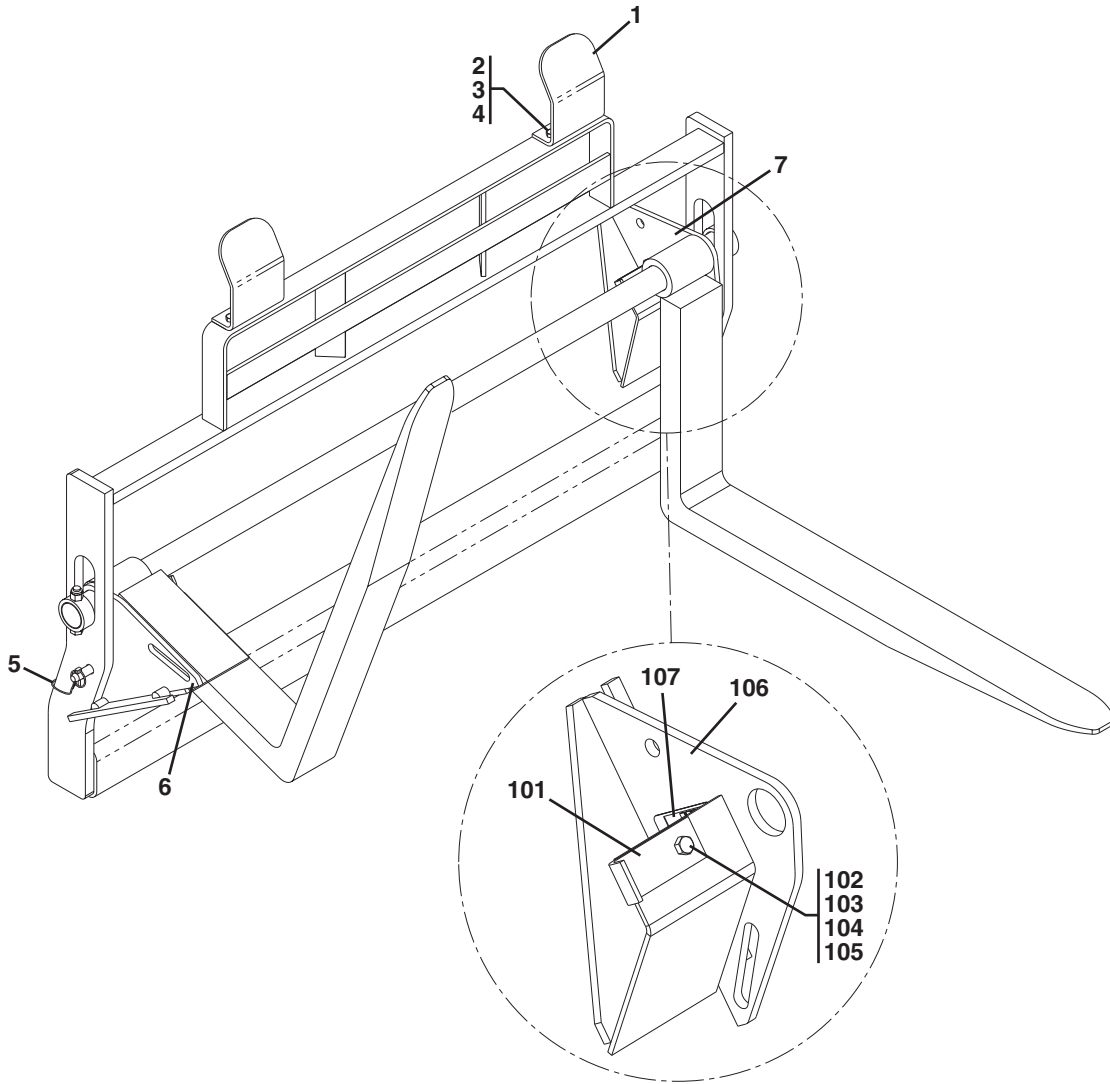
Item	Part Number	Qty.	Description	Rev.
	91405077	1	SHEET MATERIAL HANDLER ASSY, (includes all items)	E
1	NSS	1	CARRIAGE WELDMENT	
2	NSS	1	ATTACHMENT S/N PLATE	
4	90553012	2	SIDE DRYWALL GUARD	
5	88201105	4	HEX HD CAPSCREW, 5/8-11X4, GR5	
6	90200003	4	COLLAR	
7	88521310	4	HEX LOCKNUT, 5/8-11, (nylok)	
8	91401340	2	FORK PIN	
9	88241053	14	SOCKET FLAT HD CAPSCREW, 3/8-16X1-1/2	
10	88551011	8	LOCKWASHER, 3/8	
11	88501006	8	HEX NUT, 3/8-16	
12	90553013	2	BOTTOM DRYWALL GUARD	
13	91403366	2	DRYWALL FORK	



ATTACHMENTS

S/N 0160037689 & After

Figure 3-10 Sheet Material Handler



LEFT SIDE SHOWN,
RIGHT SIDE OPPOSITE

PY1510

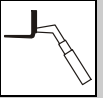


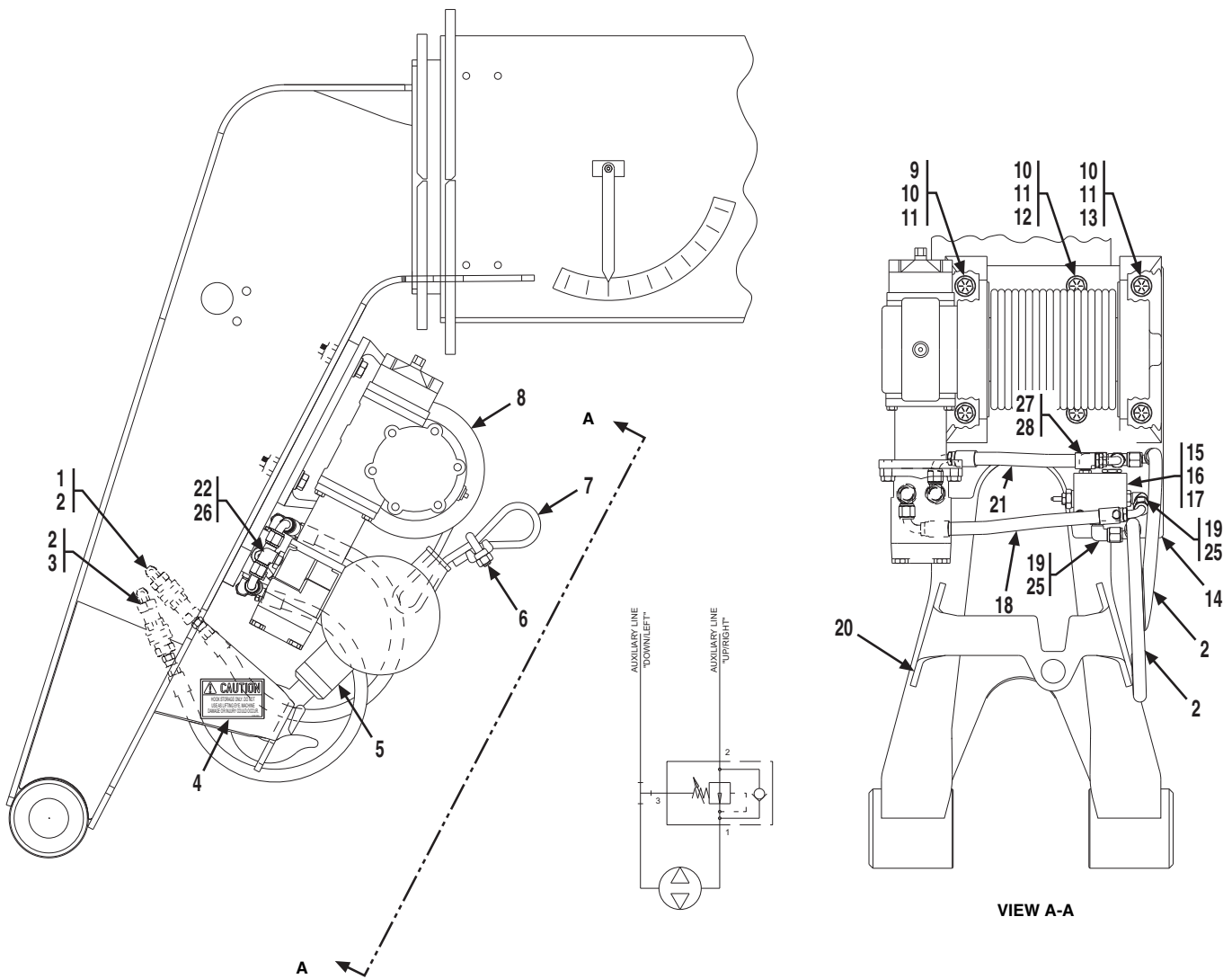
Figure 3-10 Sheet Material Handler

Item	Part Number	Qty.	Description	Rev.
	1001100227	1	SHEET MATERIAL HANDLER ASSY, (includes all items)	A
1	7112642	2	BACKREST EXTENSION	
2	8303626	4	HEX HD CAPSCREW, 1/2-13X1-1/2, GR5	
3	8305012	4	HEX NUT, 1/2-13	
4	8307007	4	LOCKWASHER, 1/2	
5	1001093377	2	HITCH PIN	
6	1001101115	1	RH FORK SUPPORT ASSY, (includes items 101 thru 107)	A
7	1001101116	1	LH FORK SUPPORT ASSY, (includes items 101 thru 107)	B
101	7114941	1	LOCK BAR	
102	8303626	1	HEX HD CAPSCREW, 1/2-13X1-1/2, GR5	
103	8305644	1	HEX LOCKNUT, 1/2-13	
104	8307007	4	LOCK WASHER, 1/2	
105	8307112	1	WASHER, 1/2	
106	1001100228	1	RH FORK SUPPORT, (not shown)	
	1001100229	1	LH FORK SUPPORT, (shown)	
107	NSS	1	S/N PLATE	



ATTACHMENTS

Figure 3-11 Winch Installation



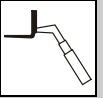
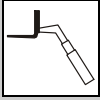


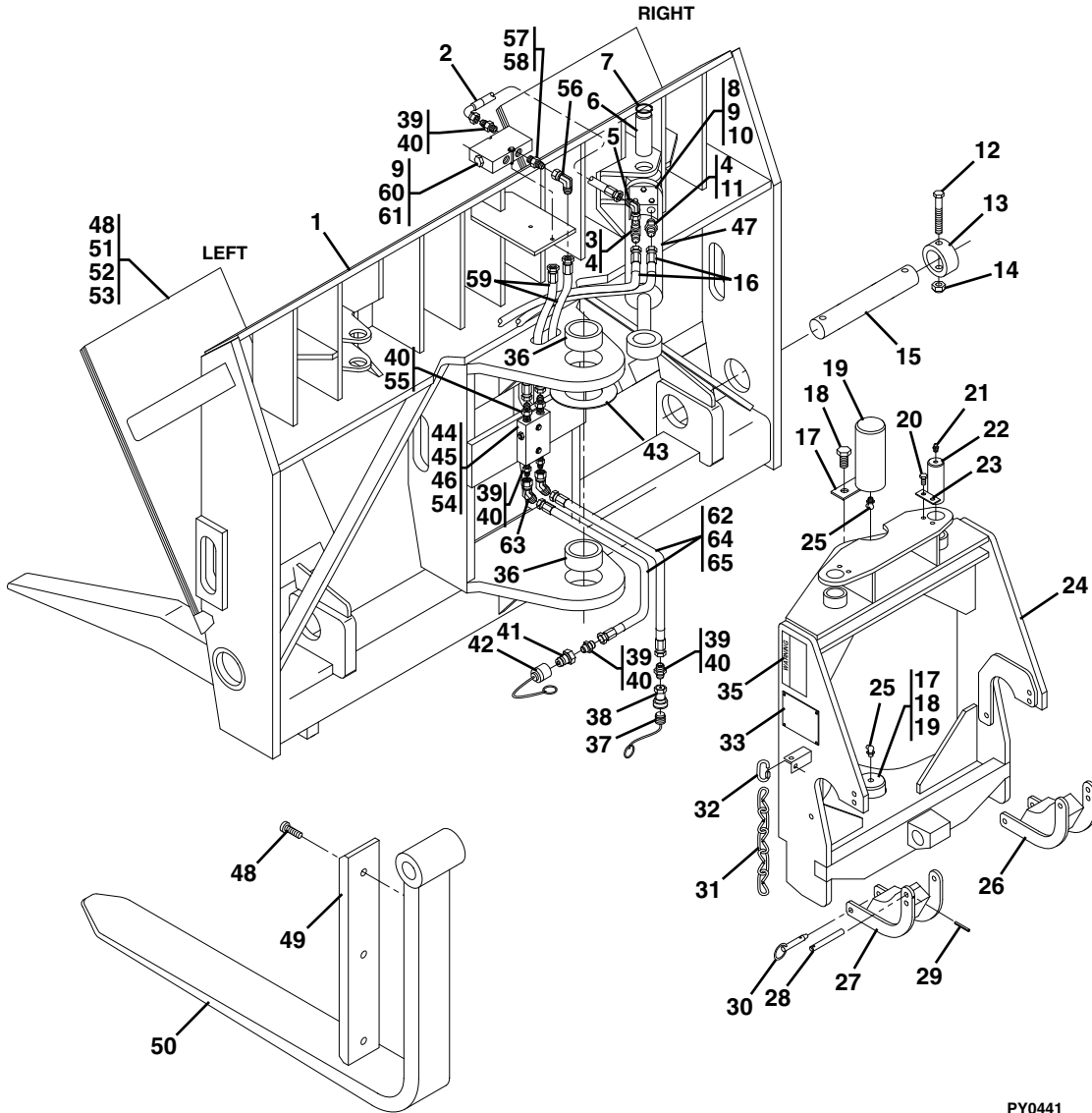
Figure 3-11 Winch Installation

Item	Part Number	Qty.	Description	Rev.
	91405024	Ref	WINCH INSTALLATION, (not available to order, see items 1 thru 28 for service)	L
1	91403413	1	FEMALE QUICK DISCONNECT	
2	84719236	2	HOSE ASSY	
3	91403414	1	MALE QUICK DISCONNECT	
4	91083535	1	CAUTION DECAL	
5	90201443	1	HOOK & BALL	
6	90029999	1	WIRE ROPE CLIP, 7/16	
7	91403384	1	CABLE	
8		Ref	WINCH WITH MOTOR, (see Figures 12-28 & 12-29 for details)	
9	83201095	2	HEX HD CAPSCREW, 5/8-11X2-3/4, GR8, (torque to 200-215 lb-ft)	
10	90027472	6	HARDENED WASHER	
11	88501010	6	HEX NUT, 5/8-11	
12	83201062	2	HEX HD CAPSCREW, 5/8-11X2-1/4, GR8, (torque to 200-215 lb-ft)	
13	83201102	2	HEX HD CAPSCREW, 5/8-11X2-1/2, GR8, (torque to 200-215 lb-ft)	
14	91401296	1	WINCH MOUNTING PLATE	
15		Ref	PRESSURE REDUCER VALVE, 1360 PSI, (see Figure 12-31 for details)	
16	88201023	2	HEX HD CAPSCREW, 5/16-18X1-3/4, GR5	
17	88551010	2	LOCKWASHER, 5/16	
18	1001115014	1	HOSE ASSY	
19	2220596	2	ELBOW, 90 DEGREE, (includes item 25)	
20	91411044	1	WINCH HOOK STOWAGE	
21	2753902	1	HOSE ASSY	
22	2220671	2	ELBOW, 90 DEGREE, (includes item 26)	
25	88591205	2	O-RING	
26	88591206	2	O-RING	
27	2220726	1	ELBOW, 90 DEGREE	
28	2220385	1	SWIVEL NUT RUN TEE, 1/2, TUBE	



ATTACHMENTS

Figure 3-12 100 Degree Drywall Swing Carriage Assembly



PY0441

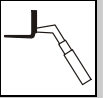


Figure 3-12 100 Degree Drywall Swing Carriage Assembly

Item	Part Number	Qty.	Description	Rev.
	91405078	1	100 DEGREE DRYWALL SWING CARRIAGE, (includes all items)	O
1	NSS	1	DRYWALL CARRIAGE WELDMENT	
2	84719167	2	HOSE ASSY	
3	2220606	2	RUN TEE, (includes item 4)	
4	88591204	4	O-RING	
5	8760268	2	ELBOW, 90 DEGREE, (swivel nut)	
6	91041326	2	PIVOT PIN	
7	88581136	4	SNAP RING	
8	91413100	2	MANIFOLD BLOCK	
9	88201008	8	HEX HD CAPSCREW, 1/4-20X1-3/4, GR5	
10	88551009	6	LOCKWASHER, 1/4	
11	2220371	2	CONNECTOR, (includes item 4)	
12	88201105	4	HEX HD CAPSCREW, 5/8-11X4, GR5	
13	90200003	4	COLLAR	
14	88521310	4	HEX LOCKNUT, 5/8-11	
15	91401340	2	FORK PIN	
16	84719197	2	HOSE ASSY	
17	91041322	2	LOCKING PLATE	
18	83201026	4	HEX HD CAPSCREW, 1/2-13X1-1/2, GR8	
19	91041325	2	PIVOT PIN	
20	83201024	4	HEX HD CAPSCREW, 3/8-16X1, GR8	
21	88671008	2	STRAIGHT LUBE FITTING, 1/4-28	
22	91041324	2	PIVOT PIN	
23	91411073	2	LOCKING PLATE	
24	NSS	1	PIVOT WELDMENT	
25	88671018	2	LUBE FITTING, 45 DEGREE, 1/8	
26	91406070	1	RH SUPPORT BRACKET	
27	91406069	1	LH SUPPORT BRACKET	
28	91401266	2	PIN	
29	88631449	2	ROLL PIN, 1/8X1-1/2	
30	91043221	2	DETENT PIN	
31	91033038	24 in	CHAIN	
32	91033039	2	CHAIN CONNECTION	
33	NSS	1	S/N PLATE	
35	91143282	2	PINCH POINT DECAL	
36	91041327	2	BUSHING	
37	91043125	1	DUST PLUG	
38	91403413	1	FEMALE QUICK DISCONNECT	
39	2220372	6	CONNECTOR, (includes item 40)	
40	88591205	8	O-RING	
41	91403414	1	MALE QUICK DISCONNECT	
42	91043126	1	DUST CAP	
43	91041356	6	SPACER	
44	91413099	1	RELIEF VALVE	
45	88201029	2	HEX HD CAPSCREW, 5/16-18X3-1/4, GR5	
46	88501005	2	HEX NUT, 5/16-18	
47		Ref	SWING CYLINDER, (see Figure 12-27 for details)	
48	88241053	14	SOCKET FLAT HD CAPSCREW, 3/8-16X1-1/2	
49	90553013	2	BOTTOM DRYWALL GUARD	



ATTACHMENTS

Figure 3-12 100 Degree Drywall Swing Carriage Assembly (Continued)

Item	Part Number	Qty.	Description	Rev.
50	91403366	2	DRYWALL FORK	
51	90553012	2	SIDE DRYWALL GUARD	
52	88551011	8	LOCKWASHER, 3/8	
53	88501006	8	HEX NUT, 3/8-16	
54	88551010	2	LOCKWASHER, 5/16	
55	2220373	2	CONNECTOR, (includes item 40)	
56	8765204	2	ELBOW, 90 DEGREE, (swivel nut)	
57	91041361	2	MODIFIED FITTING	
58	91411050	2	ORIFICE	
59	84719760	2	HOSE ASSY	
60	91043186	1	DBL PILOT CHECK VALVE	
61	88561002	2	FLAT WASHER, 1/4 IN	
62	84718208	2	HOSE ASSY	
63	2220657	2	ELBOW, 45 DEGREE, (swivel nut)	
64	71492142	24 in	FLEX LOOM	
65	86683122	4	TIE WRAP	

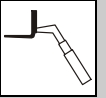


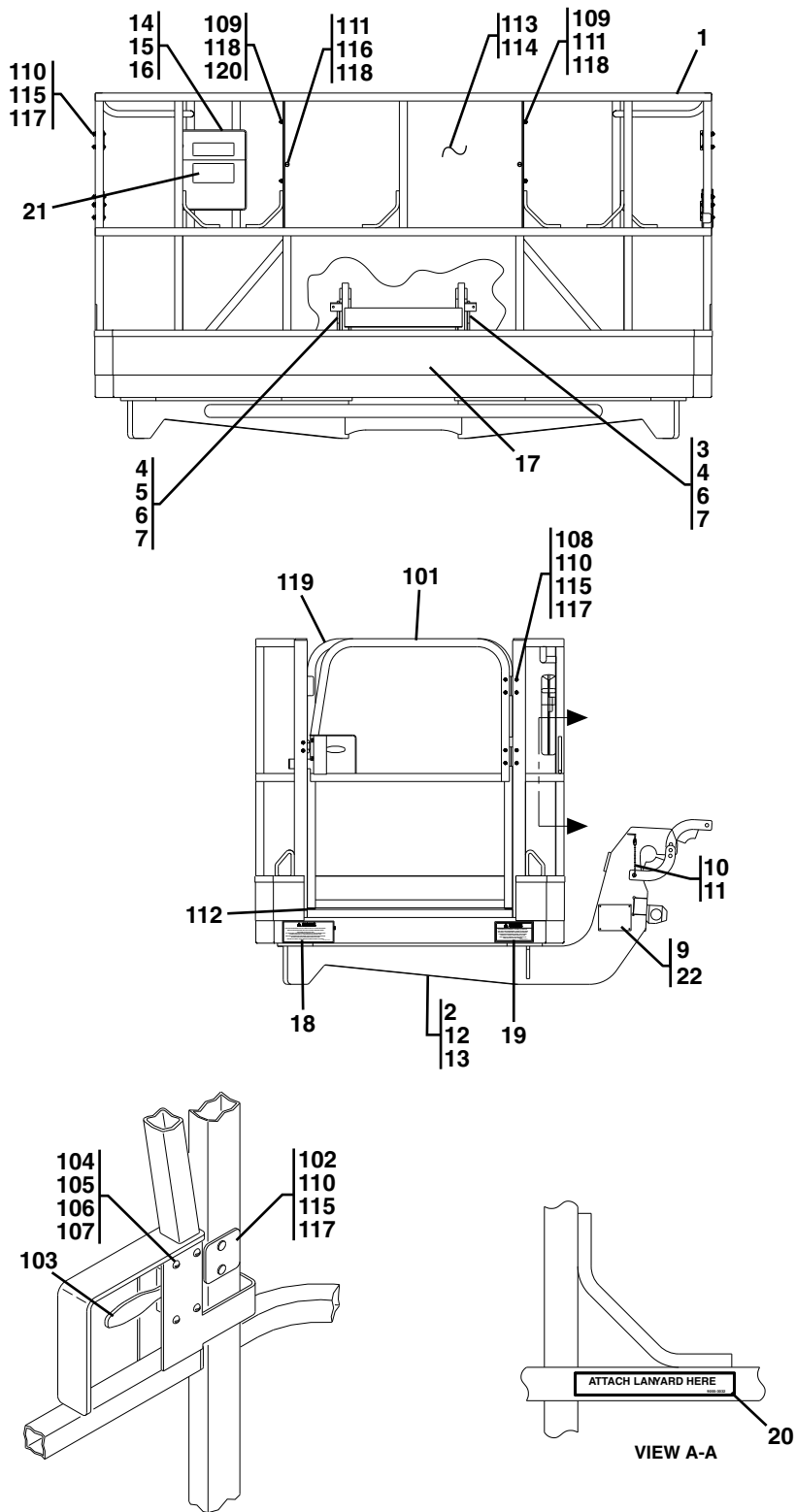
Figure 3-12 100 Degree Drywall Swing Carriage Assembly (Continued)

Item	Part Number	Qty.	Description	Rev.



ATTACHMENTS

Figure 3-13 Personnel Platform



PAP18600

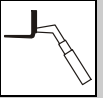
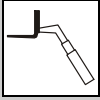


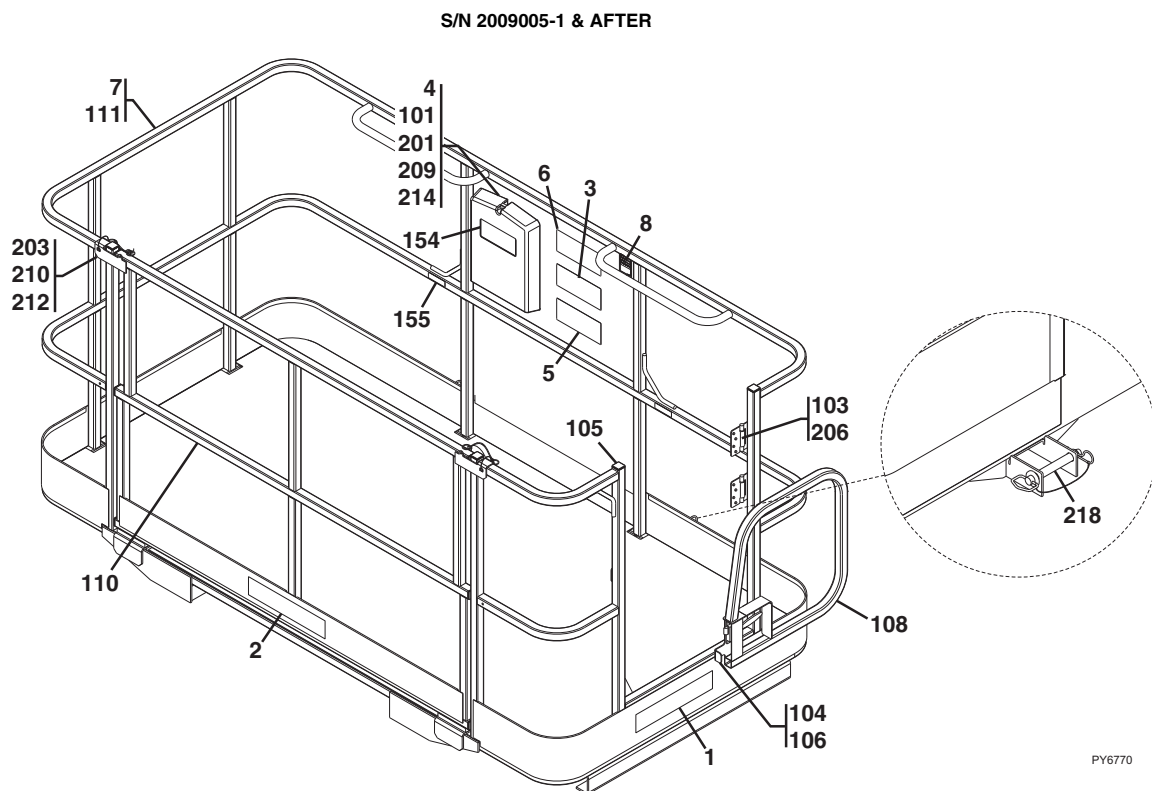
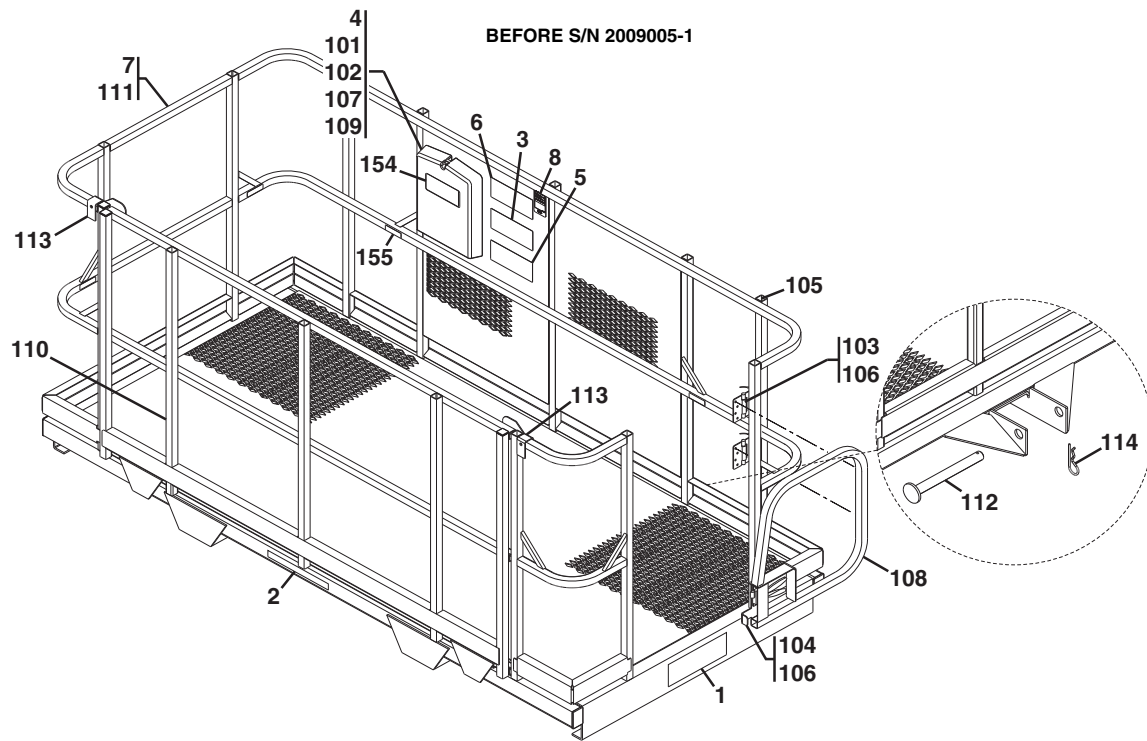
Figure 3-13 Personnel Platform

Item	Part Number	Qty.	Description	Rev.
	91415025	1	PERSONNEL PLATFORM ASSY, (includes items 1 thru 22)	H
1	NSS	1	106 IN PERSONNEL PLATFORM, (includes items 101 thru 120)	
	3510809	1	96 IN PERSONNEL PLATFORM, (includes items 101 thru 120)	
2	91406156	1	ADAPTER SUPPORT	
3	91406069	1	LH SUPPORT BRACKET	
4	91401266	2	PIN	
5	91406070	1	RH SUPPORT BRACKET	
6	88631449	2	ROLL PIN, 1/8X1-1/2	
7	91043221	2	DETENT PIN	
9	88341022	4	DRIVE SCREW	
10	91033039	2	CHAIN CONNECTION	
11	91033038	24 in	CHAIN	
12	0682012	8	HEX HD CAPSCREW, 5/8-11X1-1/2	
13	4762000	8	LOCKWASHER, 5/8	
14	91403230	1	MANUAL HOLDER	
15	8310382	4	WHIZ-LOCKNUT, 1/4-20	
16	31200160	1	PERSONNEL WORK PLATFORM MANUAL	
17	1702773	1	JLG DECAL	
18	1706893	1	WARNING DECAL	
19	1706892	1	WARNING DECAL	
20	1704277	6	LANYARD DECAL	
21	1701509	1	MANUAL DECAL	
22	NSS	1	S/N PLATE	
101	4846265	1	GATE	
102	3539685	1	LATCH PLATE	
103	2940074	1	LATCH	
104	3911008	4	ROUND HD SCREW	
105	3311001	4	HEX NUT, #10-24	
106	4751000	4	WASHER, #10	
107	4761000	4	WASHER	
108	2600216	2	HINGE	
109	0641524	4	HEX HD CAPSCREW, 5/16-18X3	
110	2080063	16	NYLON LOCKNUT, 1/4-20	
111	2080064	14	NYLON LOCKNUT, 5/16-18	
112	3520072	5	CAP PLUG	
113	3573363	1	GUARD PLATE	
114	3641438	1	BENT RAIL	
115	3911428	16	ROUND HD SCREW, 1/4-20X1-3/4	
116	3911528	12	ROUND HD SCREW, 5/16-18X1-3/4	
117	4711400	16	WASHER, 1/4	
118	4711500	32	WASHER, 5/16	
119	4846528	1	BASKET END WELDMENT	
120	3311501	2	HEX NUT, 5/16-18	



ATTACHMENTS

Figure 3-14 Fork Mounted Platform



PY6770

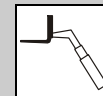
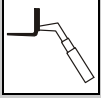


Figure 3-14 Fork Mounted Platform

Item	Part Number	Qty.	Description	Rev.
	1001092280	Ref	FORK MOUNTED PLATFORM, (Before S/N 2009005-1), (ASME), (no longer available, order 1001103637 for replacement or items 1 thru 8 for service)	E
	1001103637	1	FORK MOUNTED PLATFORM, (S/N 2009005-1 & After), (ASME), (includes items 1 thru 8)	D
	1001096306	Ref	FORK MOUNTED PLATFORM, (Before S/N 2009005-1), (ISO), (no longer available, order 1001103730 for replacement or items 1 thru 8 for service)	C
	1001103730	1	FORK MOUNTED PLATFORM, (S/N 2009005-1 & After), (ISO), (includes items 1 thru 8)	D
	1001097072	Ref	FORK MOUNTED PLATFORM, (Before S/N 2009005-1), (ASME - FRENCH), (no longer available, order 1001103736 for replacement or items 1 thru 8 for service)	C
	1001103736	1	FORK MOUNTED PLATFORM, (S/N 2009005-1 & After), (ASME - FRENCH), (includes items 1 thru 8)	D
1	1702773	2	JLG DECAL	
2	1704885	1	WEBSITE DECAL	
3	1706892	1	PLATFORM WARNING DECAL, (ASME)	
	1001096025	1	PLATFORM WARNING DECAL, (ISO)	
	1001096024	1	PLATFORM WARNING DECAL, (ASME - FRENCH)	
4	31200160	1	OPERATION & SAFETY MANUAL, (ASME)	
	31200387	1	OPERATION & SAFETY MANUAL, (ISO - SPANISH)	
	31200388	1	OPERATION & SAFETY MANUAL, (ISO - PORTUGUESE)	
	31200336	1	OPERATION & SAFETY MANUAL, (ASME - FRENCH)	
5	1001092481	1	WARNING DECAL, (ASME)	
	1001096021	1	WARNING DECAL, (ISO)	
	1001096019	1	WARNING DECAL, (ASME - FRENCH)	
6	1001092482	1	CAPACITY DECAL, (ASME)	
	1001096023	1	CAPACITY DECAL, (ISO)	
	1001096020	1	CAPACITY DECAL, (ASME - FRENCH)	
7	NSS	1	FORK MOUNTED PLATFORM, (Before S/N 2009005-1), (includes items 101 thru 114, 154 & 155)	B
	NSS	1	FORK MOUNTED PLATFORM, (S/N 2009005-1 & After), (includes items 101, 103 thru 106, 108, 110, 111, 154, 155, 201, 203, 206, 210, 212, 214 & 218)	J
8	NSS	1	S/N PLATE	
101	0860520	1	MANUAL STORAGE BOX	
102	2080044	4	RIVNUT FASTENER 1/4-20	
103	2600281	2	HINGE	
104	2940074	1	LATCH	
105	3520198	21	PLUG, (Before S/N 2009005-1)	
	3520072	10	PLUG, (S/N 2009005-1 & After)	
106	3820020	20	POP RIVET, (Before S/N 2009005-1)	
	3820020	4	POP RIVET, (S/N 2009005-1 & After)	
107	4751400	4	WASHER, 1/4	
108	4846452	1	GATE WELDMENT	
109	80263012	4	SCREW WHIZ-LOCK, 1/4-20 X 1/2	
110	1001093140	1	GATE WELDMENT, (Before S/N 2009005-1)	
	1001095810	1	GATE WELDMENT, (S/N 2009005-1 & After)	
111	NSS	1	PLATFORM WELDMENT	



ATTACHMENTS

Figure 3-14 Fork Mounted Platform (Continued)

Item	Part Number	Qty.	Description	Rev.
112	1001093171	2	PIN	
113	1001097168	2	PIN, SAFETY SNAP, WITH LANYARD	
114	1001098582	2	LYNCH PIN 3/16 WITH LANYARD	
154	1701509	1	MANUAL DECAL	
155	1704277	3	LANYARD ATTACH DECAL	
201	0641405	4	HEX HD CAPSCREW, 1/4-20X5/8	
203	1060379	2	6 IN LANYARD CABLE	
206	2080040	16	FASTENER	
209	3311405	4	HEX NUT, 1/4-20	
210	3421453	2	PIN	
212	3760170	4	RING	
214	4711400	8	WASHER, 1/4	
218	1001102813	2	HITCH PIN	

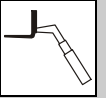
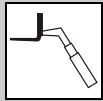


Figure 3-14 Fork Mounted Platform (Continued)

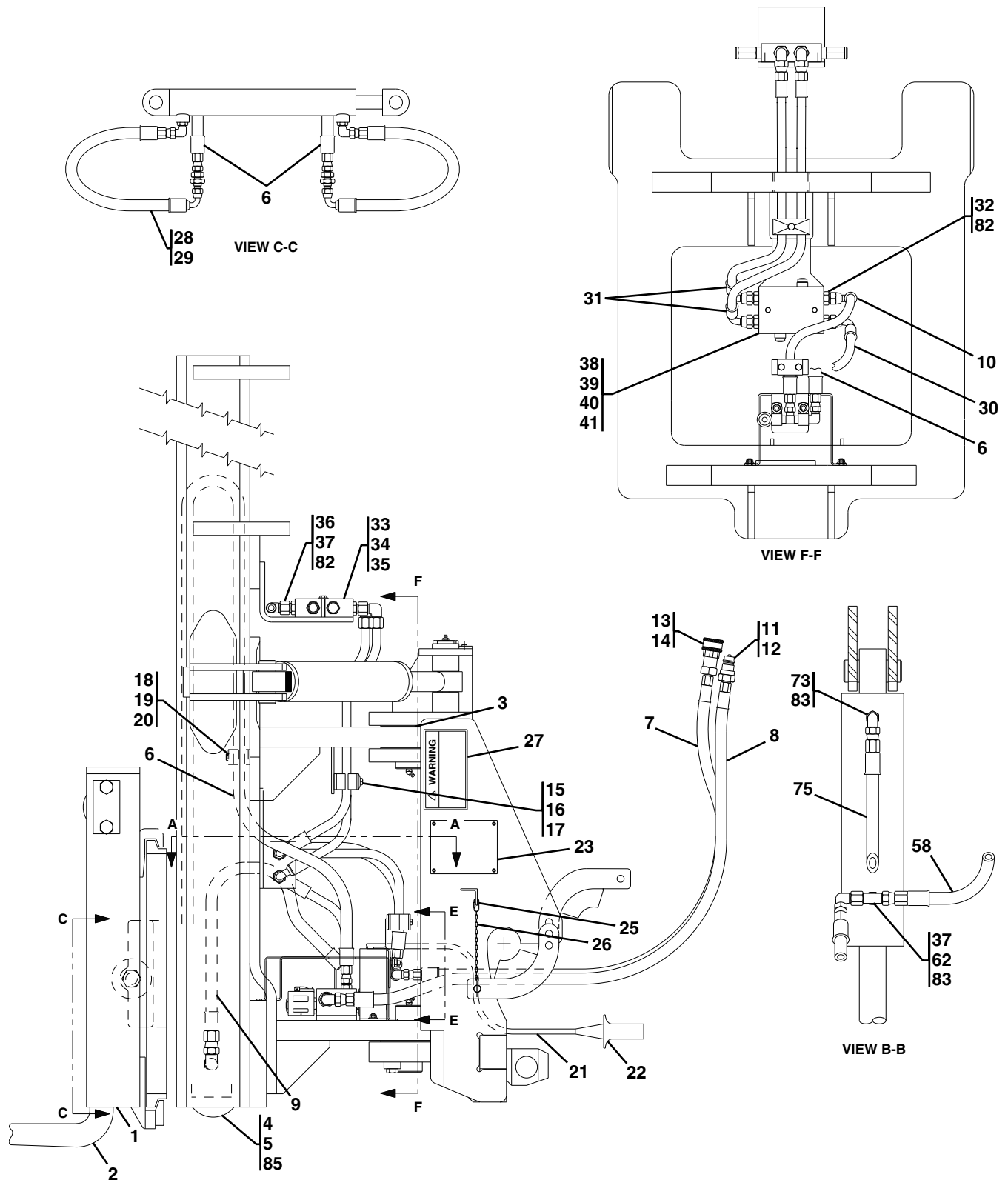
Item	Part Number	Qty.	Description	Rev.



ATTACHMENTS

Before S/N 0160037689

Figure 3-15 100 Degree Swing Carriage With Side Tilt



PAP18810

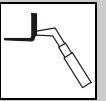
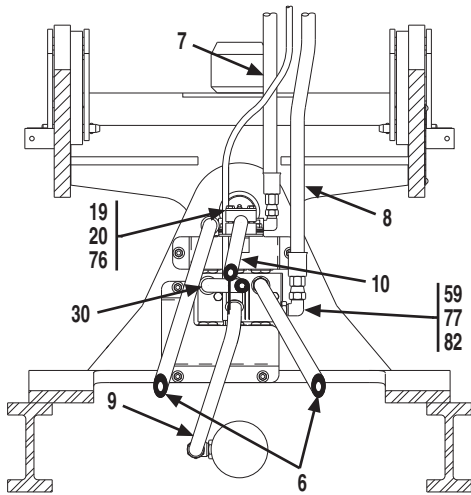
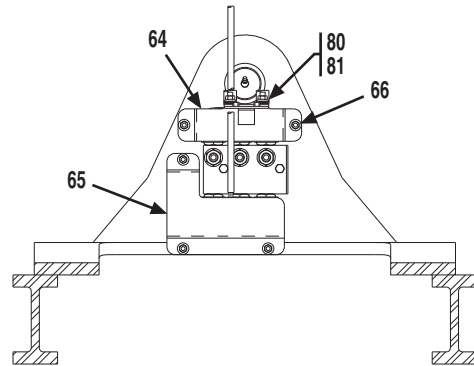
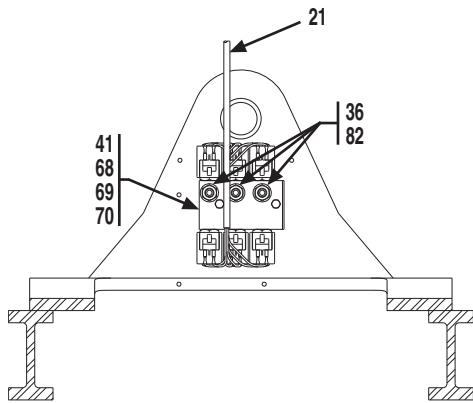
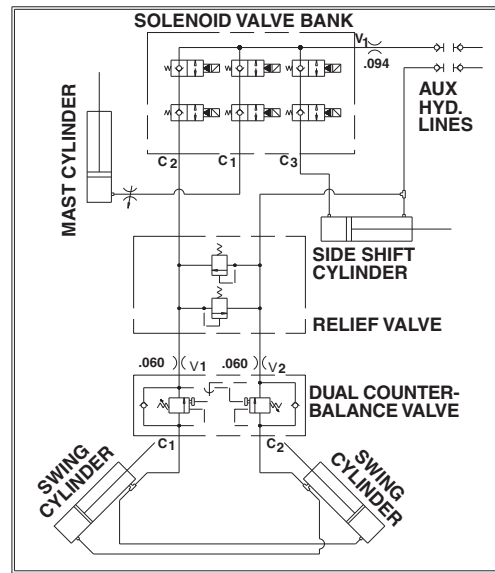


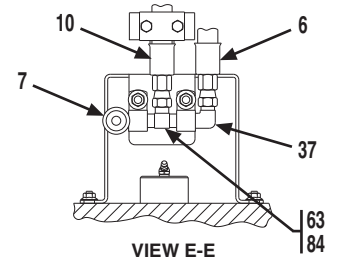
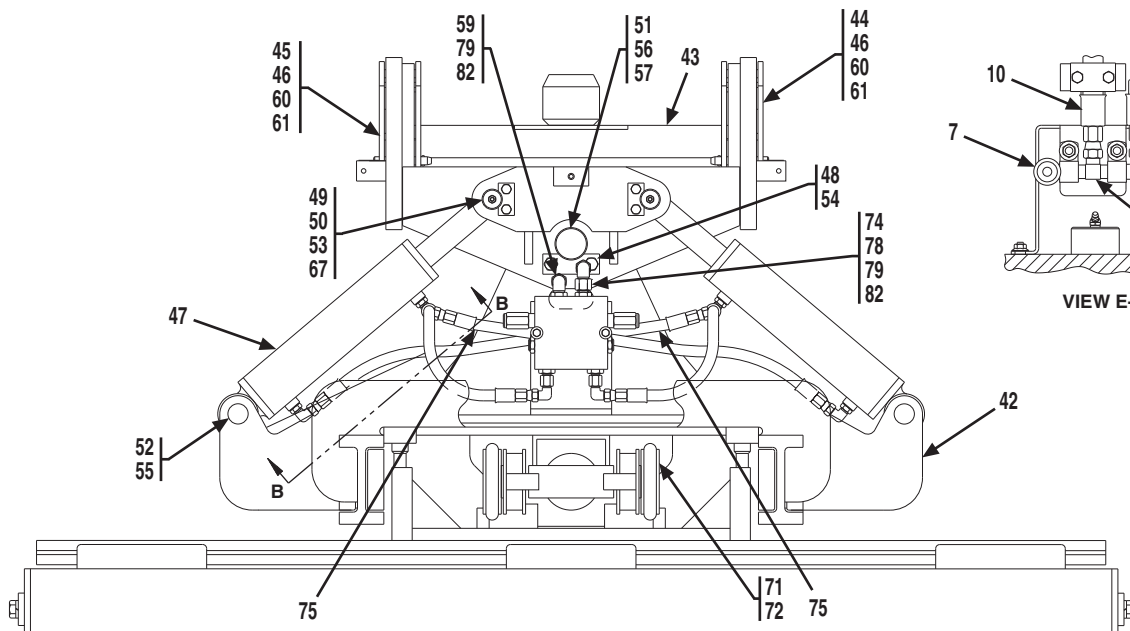
Figure 3-15 100 Degree Swing Carriage With Side Tilt (Continued)



VIEW A-A



HYDRAULIC SCHEMATIC





ATTACHMENTS

Figure 3-15 100 Degree Swing Carriage With Side Tilt

Item	Part Number	Qty.	Description	Rev.
	91405070	1	100 DEGREE SWING CARRIAGE WITH SIDE SHIFT, 48 IN FORKS, (includes all items)	N
1	NSS	1	72 IN SIDE SHIFT CARRIAGE	
2	91403364	2	FORK, 1-3/4X4X48	
3	91041356	6	SPACER	
4	91034374	6	LOAD ROLLER	
5	91034375	12	SHIM	
6	84719060	2	HOSE ASSY	
7	84719229	1	HOSE ASSY	
8	84719499	1	HOSE ASSY	
9	84718737	1	HOSE ASSY	
10	84719765	1	HOSE ASSY	
11	91403414	1	MALE QUICK DISCONNECT COUPLING	
12	91043126	1	DUST CAP	
13	91403413	1	FEMALE QUICK DISCONNECT COUPLING	
14	91043125	1	DUST CAP	
15	77133136	1	CLAMP SET	
16	77133137	1	COVER PLATE	
17	88201023	1	HEX HD CAPSCREW, 5/16-18X1-3/4, GR5	
18	77133810	2	STANDARD CLAMP KIT	
19	77133052	3	COVER PLATE	
20	77133209	6	HEX HD CAPSCREW, 1/4-20X1-3/8	
21	90453023	1	WIRING HARNESS	
22	90207662	1	6 CONTACT PLUG	
23	NSS	1	S/N PLATE	
25	91033039	2	CHAIN CONNECTION	
26	91033038	24 in	CHAIN	
27	91143282	2	PINCH POINT DECAL	
28	84719185	2	HOSE ASSY	
29	2230024	2	BULKHEAD UNION, 9/16-18X3/8, TUBE	
30	84719766	1	HOSE ASSY	
31	84719767	2	HOSE ASSY	
32	2220373	4	CONNECTOR, (includes item 82)	
33	90453018	1	DUAL COUNTERBALANCE VALVE	
34	88201008	2	HEX HD CAPSCREW, 1/4-20X1-3/4, GR5	
35	88561002	2	FLAT WASHER, 1/4	
36	2220372	5	CONNECTOR, (includes item 82)	
37	8760268	3	ELBOW, 90 DEGREE, SWIVEL NUT	
38	91413099	1	RELIEF VALVE	
39	88201029	2	HEX HD CAPSCREW, 5/16-18X3-1/4, GR5	
40	88501005	2	HEX NUT, 5/16-18	
41	88551010	4	LOCKWASHER, 5/16	
42	91406072	1	MAST WELDMENT	
43	91416018	1	SWING FORK PIVOT WELDMENT	
44	91406069	1	LH PIN SUPPORT WELDMENT	
45	91406070	1	RH PIN SUPPORT WELDMENT	
46	91401266	2	PIN	
47		Ref	SWING CYLINDER, (see Figure 12-39 for details)	
48	91041322	2	LOCKING PLATE	

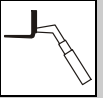


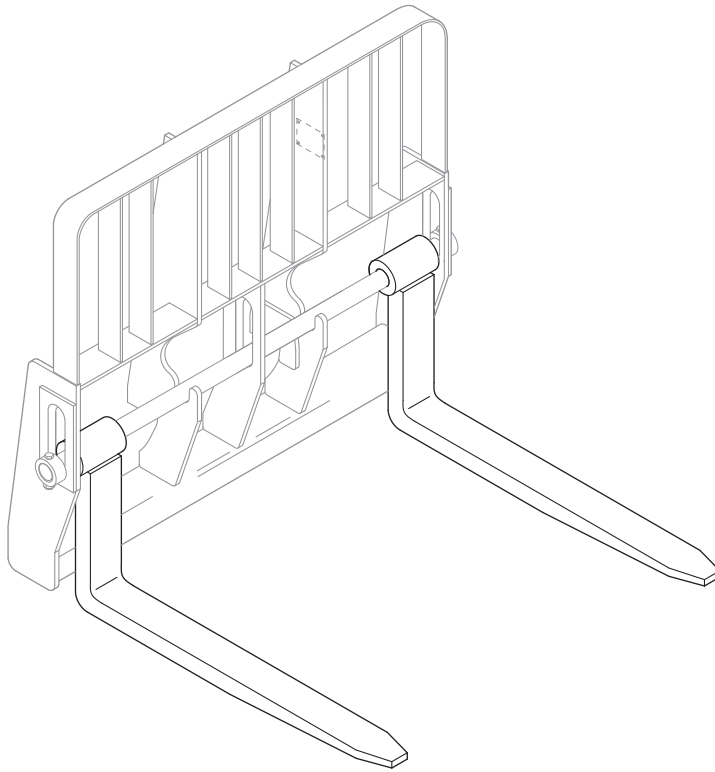
Figure 3-15 100 Degree Swing Carriage With Side Tilt (Continued)

Item	Part Number	Qty.	Description	Rev.
49	91411073	2	LOCKING PLATE	
50	91041324	2	PIVOT PIN	
51	91041325	2	PIVOT PIN	
52	91041326	2	PIVOT PIN	
53	83201024	4	HEX HD CAPSCREW, 3/8-16X1, GR8	
54	83201026	4	HEX HD CAPSCREW, 1/2-13X1-1/2, GR8	
55	88581136	4	SNAP RING	
56	88671018	2	LUBE FITTING, 45 DEGREE, 1/8	
57	91041327	2	BUSHING	
58	77133201	2	HOSE ASSY	
59	90203384	2	90 DEGREE ELBOW, MODIFIED	
60	88631449	2	ROLL PIN, 1/8X1-1/2	
61	91043221	2	DETENT PIN	
62	2220899	2	BRANCH TEE, (includes item 83)	
63	2220490	1	UNION TEE, 3/8, TUBE	
64	91406155	1	FRONT COVER WELDMENT	
65	90451061	1	BACK COVER SOLENOID VALVE	
66	77143013	5	WHIZ-LOCKNUT, 1/4-20	
67	88671008	2	STRAIGHT LUBE FITTING, 1/4-28	
68	91403338	1	SOLENOID VALVE BANK	
69	88201025	2	HEX HD CAPSCREW, 5/16-18X2-1/4, GR5	
70	88561108	2	FLAT WASHER, 5/16	
71	91034399	2	HOSE SHEAVE	
72	91034400	2	SHOULDER BOLT	
73	2220473	2	ELBOW, 90 DEGREE, (includes item 83)	
74	91041361	1	MODIFIED FITTING	
75	90204097	2	HOSE ASSY	
76	77133053	1	CLAMP SET	
77	91041362	1	ORIFICE FITTING	
78	8765204	1	ELBOW, 90 DEGREE, SWIVEL NUT	
79	91411050	2	ORIFICE	
80	86521144	2	SUPPORT CLAMP	
81	77143006	2	WHIZ-LOCKNUT, 5/16-18	
82	3780140	9	O-RING	
83	3780177	4	O-RING	
84	91403415	1	ELBOW, 90 DEGREE, SWIVEL NUT	
85	91034377	2	SCREW	



ATTACHMENTS

Figure 3-16 Forks



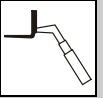


Figure 3-16 Forks

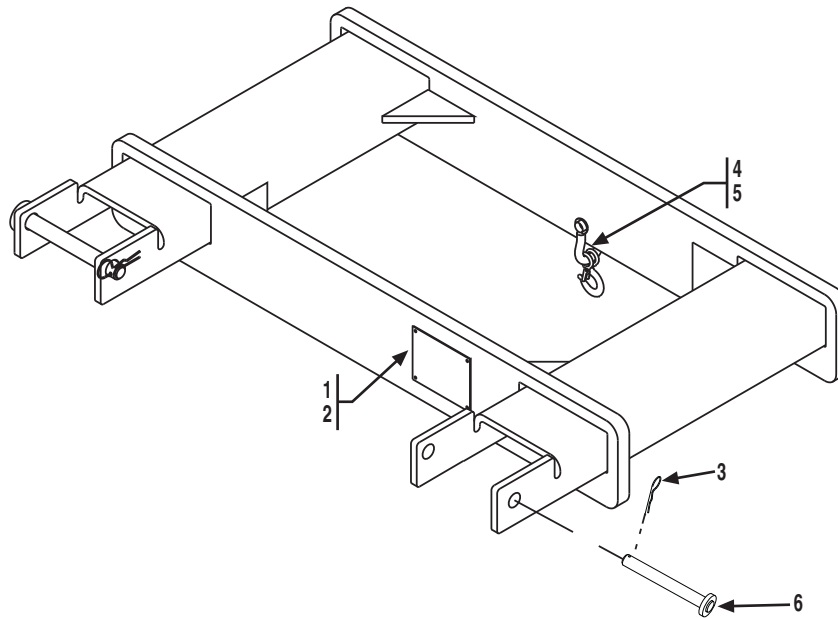
Item	Part Number	Qty.	Description	Rev.
	91403359	6	48 IN CUBING FORK, 2X2, 3,880 lbs.	B
	2340037	6	48 IN CUBING FORK, 2X2, 3,880 lbs.	A
	91403364	2	48 IN PALLET FORK, 1-3/4X4, 6,100 lbs., (only used with 100 Degree Swing Carriage with Side Shift, 91405070)	B
	2340045	2	48 IN PALLET FORK, 2-23/64X4, 10,950 lbs.	A
	2340038	2	48 IN PALLET FORK, 2-23/64X5, 13,700 lbs.	A
	91563141	2	48 IN PALLET FORK, 2-1/4X5, 13,700 lbs.	C
	91403366	2	48 IN DRYWALL CARRIAGE FORK, 2X6, 5,000 lbs., (only used with Drywall Carriage, 91405077 or 100 Degree Drywall Swing Carriage, 91405078)	B
	91513206	2	48 IN PALLET FORK, 2-1/4X4, 10,950 lbs.	D
	91563142	2	60 IN PALLET FORK, 2-1/4X6, 16,300 lbs.	C
	2340046	2	60 IN DUAL TAPER FORK, 1-3/4X7, 10,800 lbs.	A
	2340039	2	60 IN DUAL TAPER FORK, 2-23/64X6, 16,300 lbs.	A
	1001092391	2	72 IN DUAL TAPER FORK, 2X6, 11,300 lbs.	A
	91563143	2	72 IN PALLET FORK, 2-1/4X6, 16,300 lbs.	C
N1	Note	Ref	FORKS RATED LESS THAN THE ATTACHMENT OR MACHINE'S CAPACITY DECREASES CAPACITY OF THE ATTACHMENT OR MACHINE TO THAT OF THE FORKS. FORKS RATED MORE THAN THE ATTACHMENT OR MACHINE'S CAPACITY DO NOT INCREASE ATTACHMENT OR MACHINE'S CAPACITY.	
N2	Note	Ref	PLEASE CONSULT JLG PARTS DEPARTMENT TO DETERMINE THE CORRECT FORKS APPLICABLE TO YOUR SPECIFIC CARRIAGE ASSEMBLY & APPLICATION.	



ATTACHMENTS

Before S/N 2005134-01

Figure 3-17 Fork Mounted Lifting Hook



NOTE:

PALLET/LUMBER FORKS OF AN APPROPRIATE LOAD RATING MUST BE USED

Figure 3-17 Fork Mounted Lifting Hook

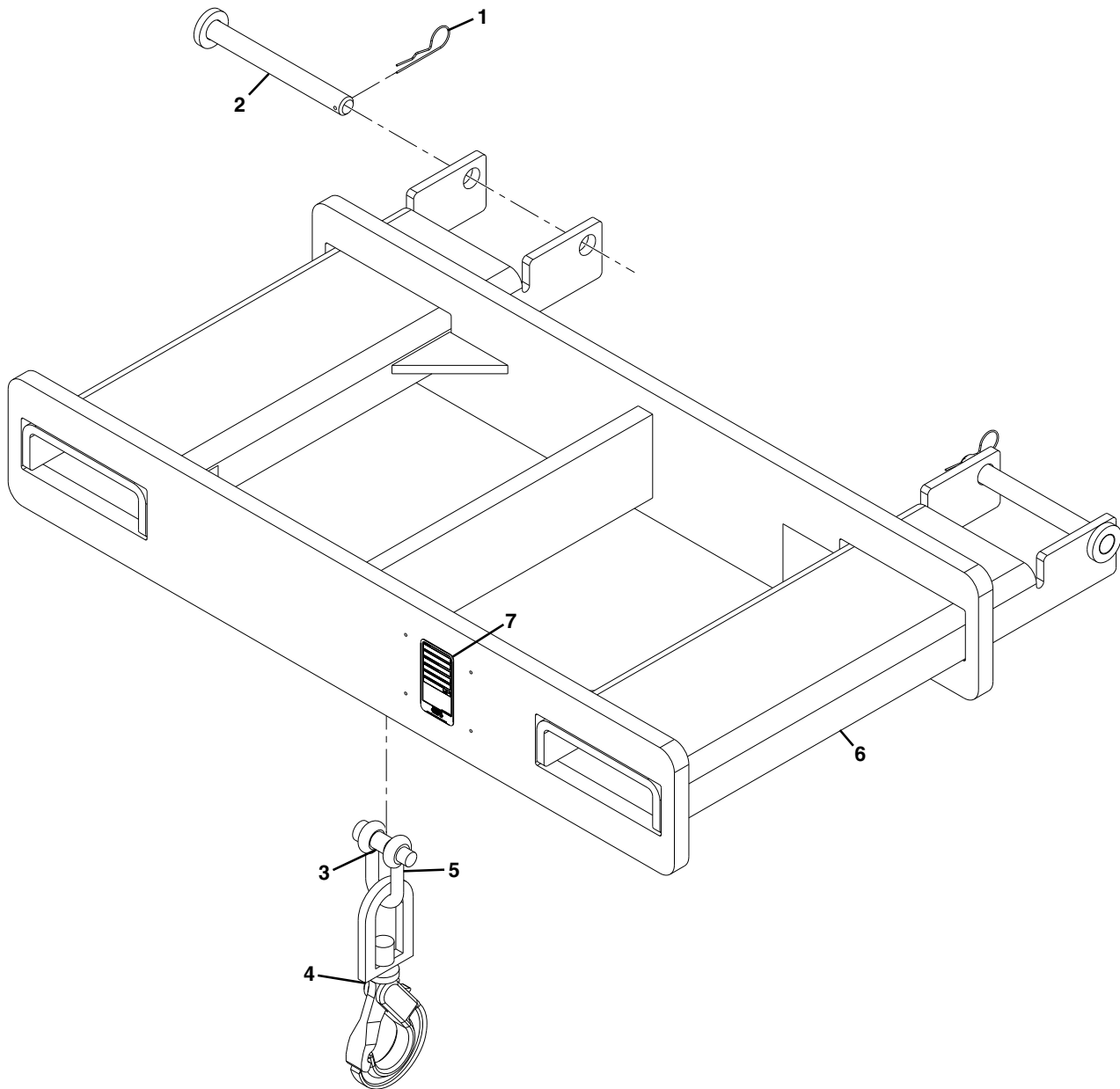
Item	Part Number	Qty.	Description	Rev.
	90553036	Ref	FORK MOUNTED LIFTING HOOK ASSY, (no longer available, use 91565094 for replacement or use items 1 thru 6 for service)	E
1	NSS	1	S/N ATTACHMENT PLATE	
2	88341022	4	DRIVE SCREW, 3/8	
3	90554078	2	HAIRPIN CLIP	
4	90554079	1	CLEVIS CONNECTOR	
5	90554080	1	HOOK	
6	90554081	2	PIN	



ATTACHMENTS

S/N 2005134-01 & After

Figure 3-17 Fork Mounted Lifting Hook



NOTE:

PALLET/LUMBER FORKS OF AN APPROPRIATE LOAD RATING MUST BE USED.

PAP23210

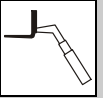


Figure 3-17 Fork Mounted Lifting Hook

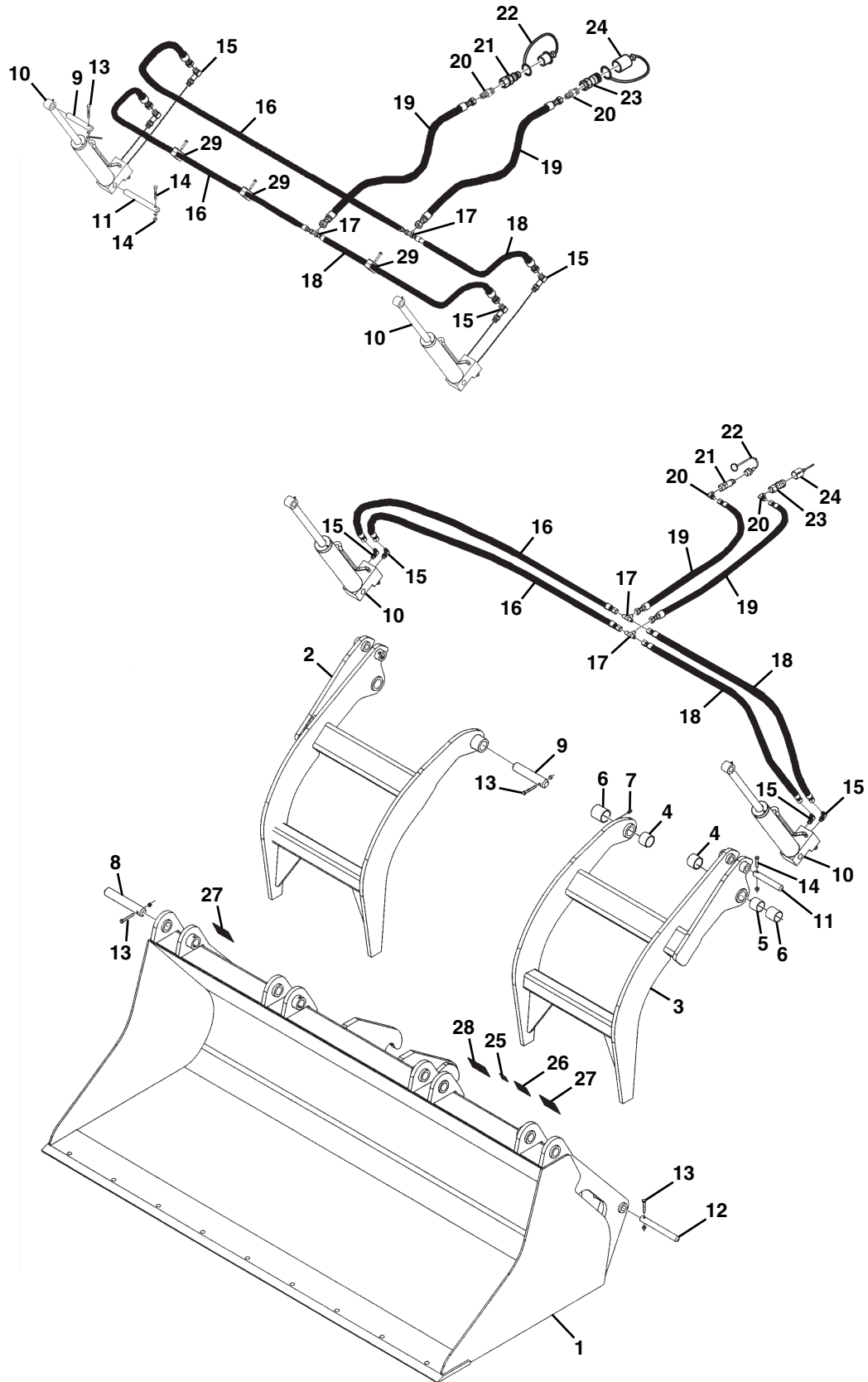
Item	Part Number	Qty.	Description	Rev.
	91565094	1	FORK MOUNTED LIFTING HOOK, (includes all items)	F
1	7029520	2	HAIRPIN CLIP	
2	1001093171	2	PIN	
3	70020555	1	SPRING BUSHING	
4	90554080	1	SLING HOOK	
5	7029521	1	CHAIN SHACKLE, 12,000LB	
6	NSS	1	LIFTING HOOK	
7	NSS	1	S/N PLATE	



ATTACHMENTS

S/N 0160037689 & After

Figure 3-18 Grapple Bucket



PAP18660

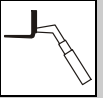


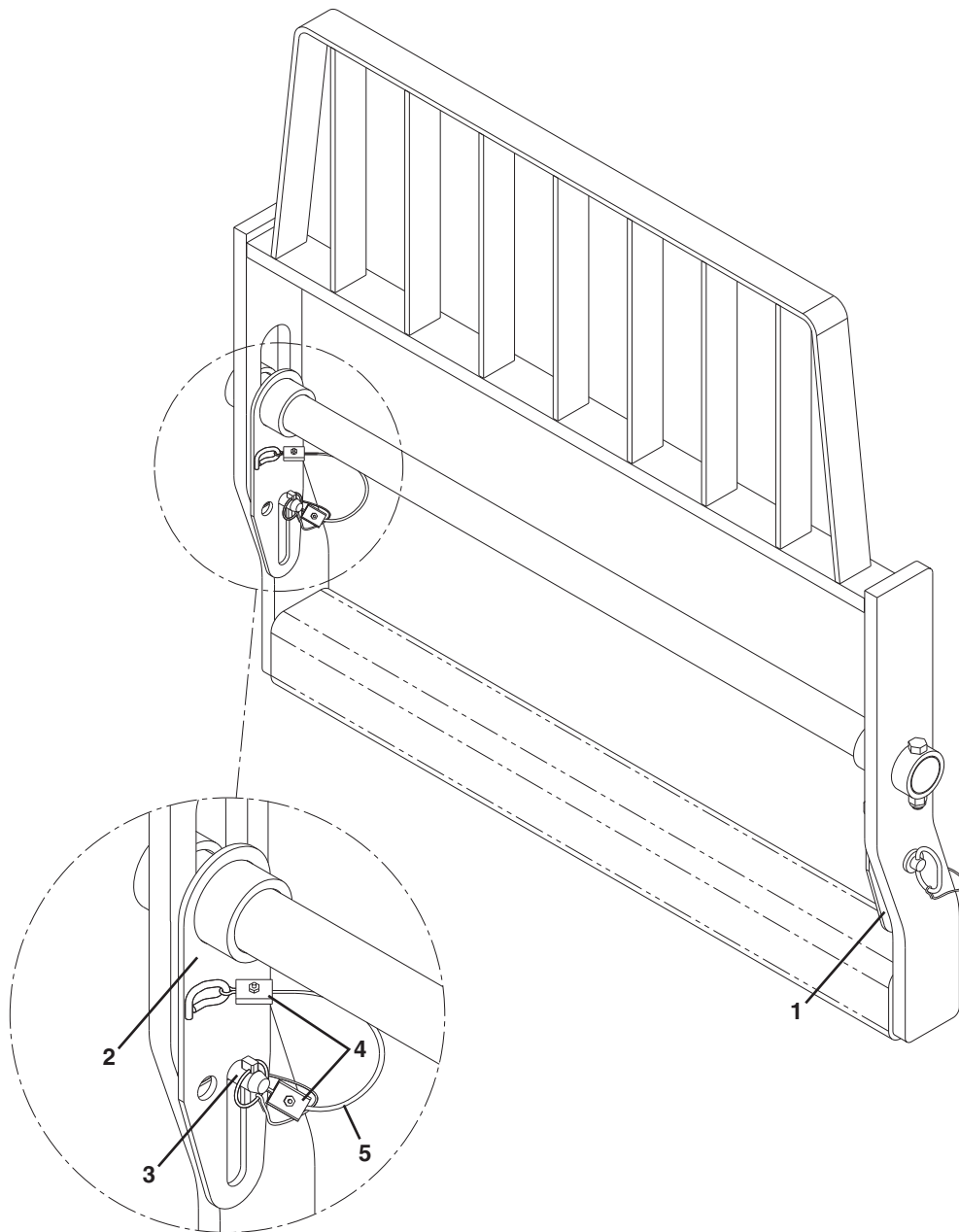
Figure 3-18 Grapple Bucket

Item	Part Number	Qty.	Description	Rev.
	0930020	1	GRAPPLE BUCKET, (includes all items)	G
1	NSS	1	BUCKET	
2	70021391	1	RIGHT GRAPPLE HOOK	
3	70021392	1	LEFT GRAPPLE HOOK	
4	70021358	4	BUSHING	
5	70021359	2	SPACER	
6	70021360	4	BUSHING	
7	7029714	4	GREASE FITTING	
8	70021361	2	OUTER PIVOT PIN	
9	70021362	2	INNER PIVOT PIN	
10		Ref	CYLINDER ASSY, (see Figure 9-21 for details)	
11	70021364	2	PIN	
12	70021365	2	PIN	
13	70021366	4	HEX HD CAPSCREW, 3/8X2-3/4	
	70021367	4	LOCKNUT, 3/8	
14	70021399	4	HEX HD CAPSCREW, 3/8X2-1/4	
	70021367	4	LOCKNUT, 3/8	
15	90554065	4	ELBOW, 90 DEGREE	
16	70021395	2	HOSE ASSY, 3/8X64	
17	70020562	2	TEE FITTING	
18	70021981	2	HOSE ASSY, 3/8X46	
19	70021395	2	HOSE ASSY, 3/8X64	
20	70022527	2	ELBOW, 90 DEGREE	
21	7029692	1	MALE QUICK COUPLER	
22	90554062	1	DUST COVER	
23	70021342	1	FEMALE QUICK COUPLER	
24	90554076	1	DUST COVER	
25	90554016	1	MADE IN USA DECAL	
26	NSS	1	S/N PLATE	
27	90554017	2	DANGER PINCH POINT DECAL	
28	90554018	1	WARNING HIGH PRESSURE DECAL	
29	70021387	4	HOSE CLAMP	



ATTACHMENTS

Figure 3-19 Fork Pin Lock Installation



PY1650

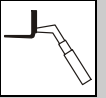


Figure 3-19 Fork Pin Lock Installation

Item	Part Number	Qty.	Description	Rev.
	1001093465	1	FORK PIN LOCK INSTALLATION, (includes all items)	B
1	0240156	1	LH FORK PIN LOCK	
2	1001093273	1	RH FORK PIN LOCK	
3	1001093377	2	HITCH PIN	
4	1001094830	4	CLAMP	
5	1001094330	2	LANYARD	



ATTACHMENTS

Figure 3-20 6 Foot Mast With 48 Inch & 72 Inch Carriage

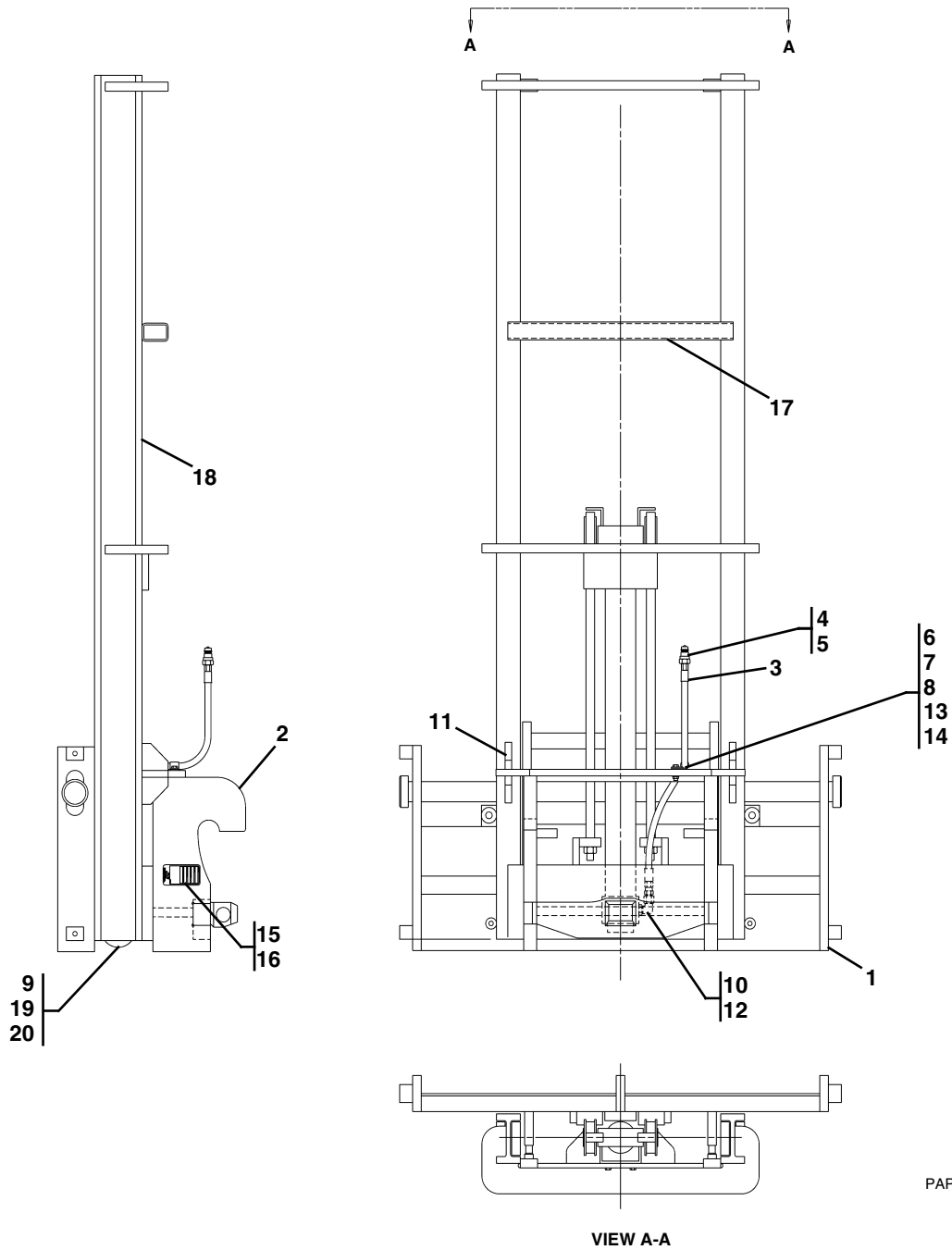


Figure 3-20 6 Foot Mast With 48 Inch & 72 Inch Carriage

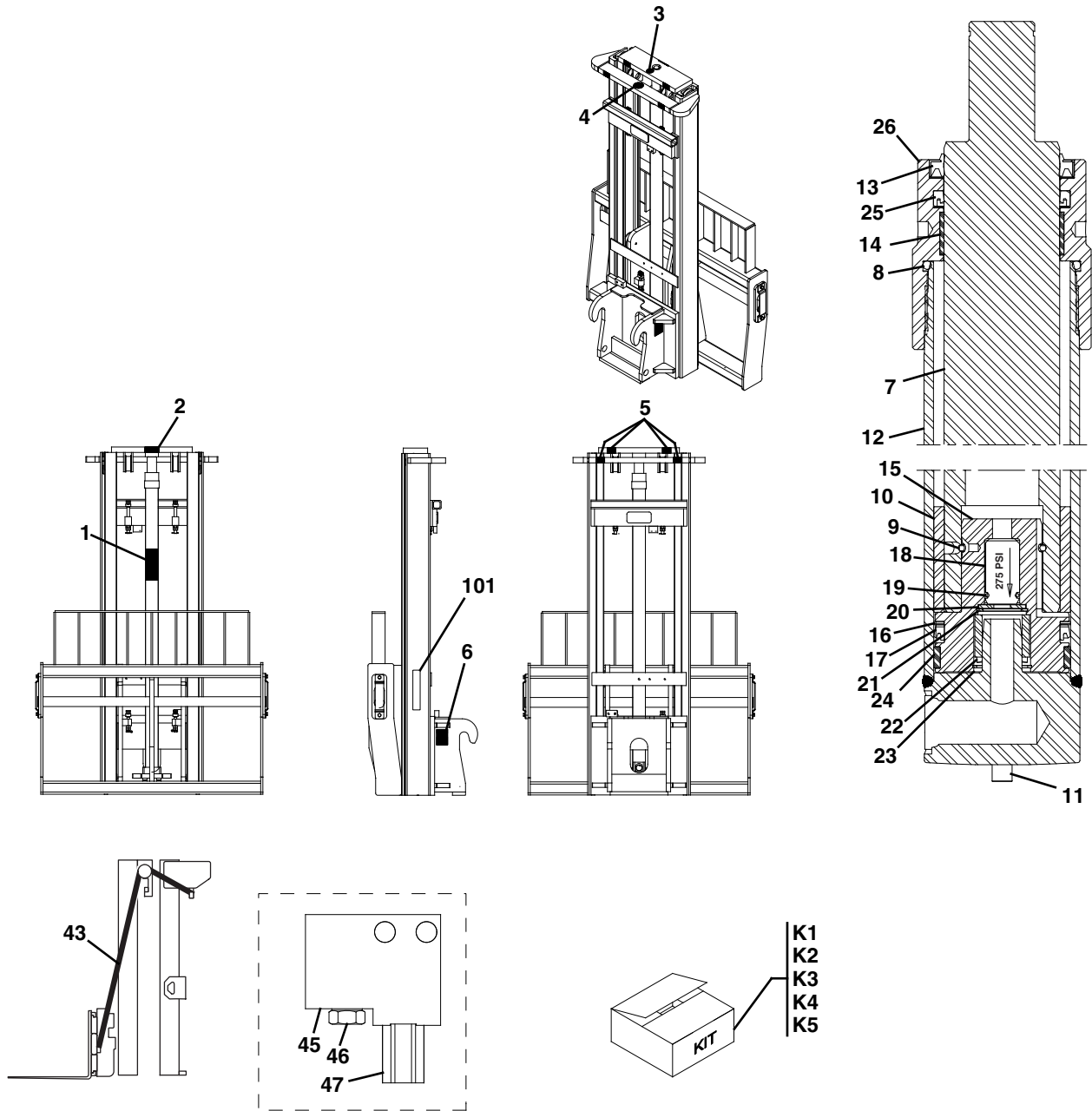
Item	Part Number	Qty.	Description	Rev.
	91405060	1	6 FT MAST WITH 48 IN CARRIAGE, (includes all items)	L
	91405061	1	6 FT MAST WITH 72 IN CARRIAGE, (includes all items)	H
1	NSS	1	CARRIAGE WELDMENT	
2	NSS	1	ADAPTER	
3	84719229	1	HOSE ASSY	
4	91403414	1	ADAPTER	
5	91043126	1	DUST CAP	
6	24431386	1	CLAMP	
7	88201037	1	HEX HD SCREW, 3/8-16	
8	88561004	1	FLAT WASHER	
9	91034377	2	SCREW	
10	1001094695	1	ADAPTER	
11	NSS	4	GUSSET	
13	88501006	1	HEX NUT, 3/8-16	
14	88551011	1	LOCKWASHER, 3/8	
15	NSS	1	S/N PLATE	
17	NSS	1	STOP TUBE	
18	91403339	1	6 FT MAST	
19	91034374	6	LOAD ROLLER	



ATTACHMENTS

S/N 0160037689 & After

Figure 3-21 8 Foot Standard Mast



PAP11330

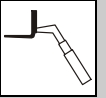
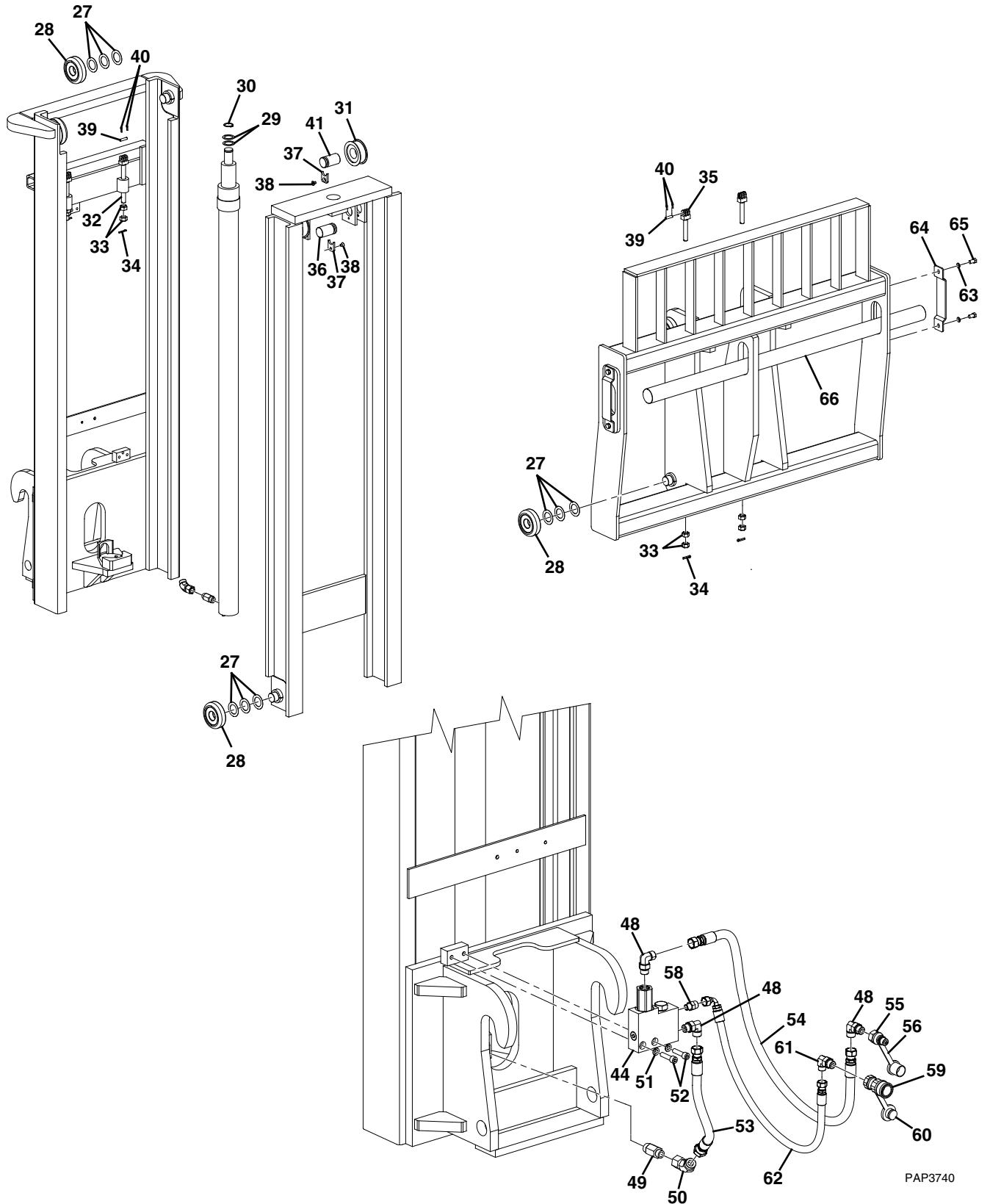


Figure 3-21 8 Foot Standard Mast (Continued)



PAP3740



ATTACHMENTS

Figure 3-21 8 Foot Standard Mast

Item	Part Number	Qty.	Description	Rev.
	1001108668	1	8 FT STANDARD MAST, (includes all items)	B
1	Use Kit K1	1	WARNING DECAL	
2	Use Kit K1	1	WARNING DECAL	
3	Use Kit K1	1	NO STEP DECAL	
4	Use Kit K1	1	NO STEP DECAL	
5	Use Kit K1	4	HANDS OFF DECAL	
6	1001111190	2	HOSE ROUTING	
	70023008	1	MAIN LIFT CYLINDER	
7	NSS	1	ROD/PLUNGER	
8	Use Kit K2	1	O-RING	
9	Use Kit K2	1	PULL WIRE	
10	NSS	1	SPACER	
11	NSS	2	ROLL PIN	
12	NSS	1	BARREL	
13	Use Kit K2	1	WIPER	
14	Use Kit K2	1	BUSHING	
15	NSS	1	PISTON	
16	Use Kit K2	1	NYLON RING	
17	Use Kit K2	1	PISTON SEAL	
18	Use Kit K3	1	CHECK VALVE	
19	Use Kit K2 or K3	1	O-RING	
20	Use Kit K3	1	WASHER	
21	Use Kit K2 or K3	1	CIRCLIP	
22	NSS	1	SLEEVE	
23	Use Kit K2 or K3	1	RETAINING RING	
24	Use Kit K2	1	WEAR RING	
25	Use Kit K2	1	ROD SEAL	
26	70023004	1	RETAINER/GLAND	
27	70023014	24	SHIM	
28	70022987	8	BALL BEARING	
29	Use Kit K5	2	WASHER SHIM	
30	70023016	1	SNAP RING	
31	70022969	2	SHEAVE ASSY	
32	70022960	2	CHAIN ANCHOR	
33	70022957	8	NUT, 5/8-18UNF	
34	70022993	4	COTTER PIN	
35	70022995	2	CHAIN ANCHOR	
36	70022984	1	SHEAVE SHAFT	
37	70022970	2	RETAINER BAR	
38	70023003	2	FLAT HD CAPSCREW	
39	70022994	4	CHAIN ANCHOR PIN	
40	70022992	8	COTTER PIN	
41	70022985	1	SHEAVE SHAFT	
43	70023009	2	LIFT CHAIN	
44	70022932	1	P.O. CHECK VALVE ASSY, (includes items 45 thru 47)	
45	NSS	1	MANIFOLD	
46	70022931	1	P.O. CHECK VALVE CARTRIDGE	
47	70023010	1	P.O. CHECK	
48	70022934	3	FITTING, 90 DEGREE	

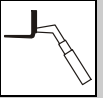


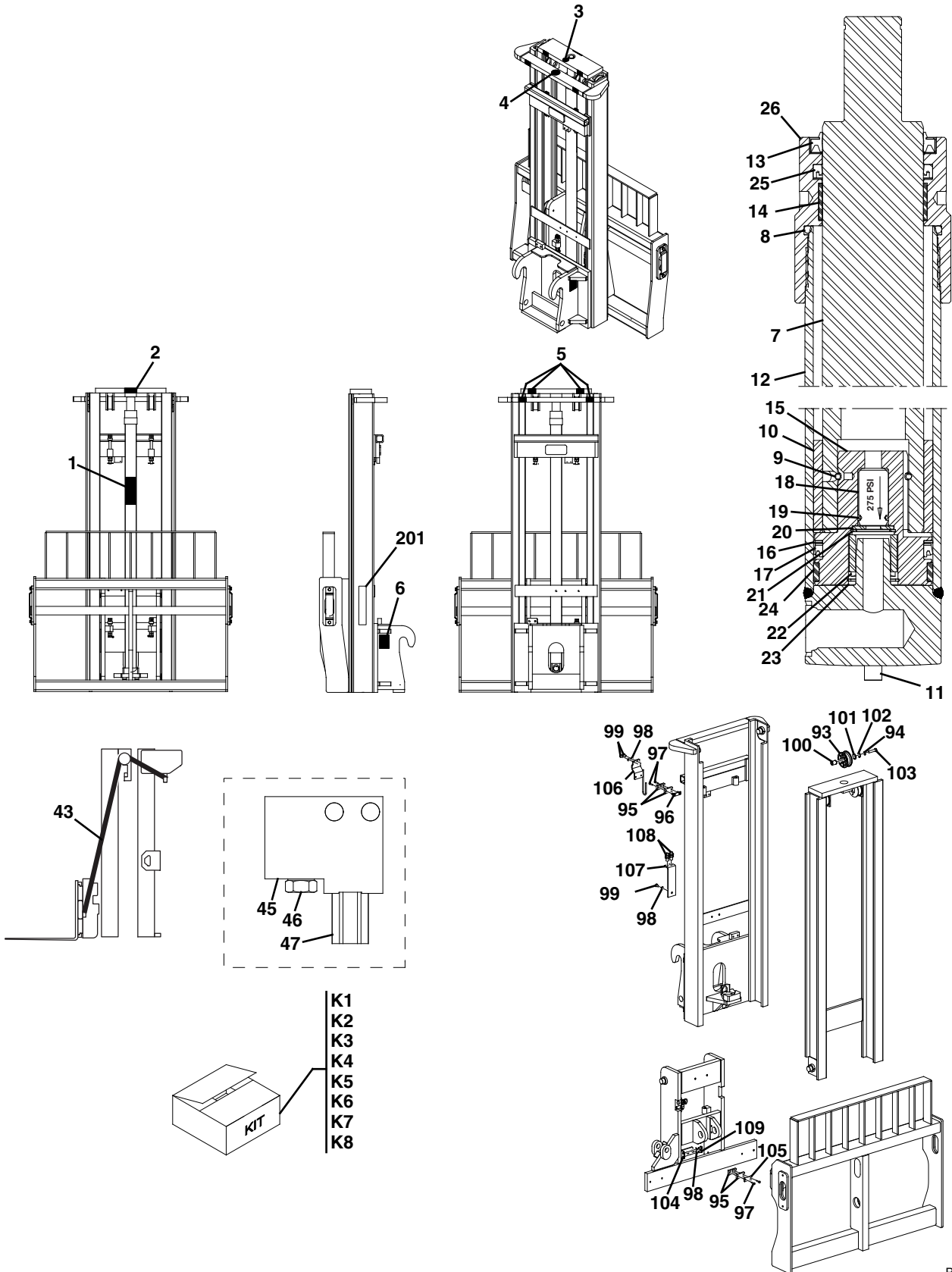
Figure 3-21 8 Foot Standard Mast (Continued)

Item	Part Number	Qty.	Description	Rev.
49	70022936	1	FLOW LIMITER	
50	70022937	1	FITTING, 45 DEGREE	
51	70022949	2	LOCKWASHER, M10	
52	70022950	2	HEX SOCKET CAPSCREW	
53	70022942	1	HOSE ASSY	
54	70022952	1	HOSE ASSY	
55	91403414	1	MALE QUICK DISCONNECT COUPLING	
56	91043126	1	DUST CAP	
58	70022939	1	STRAIGHT FITTING, #6	
59	91403413	1	FEMALE QUICK DISCONNECT COUPLING	
60	91043125	1	DUST PLUG	
61	70022935	1	STRAIGHT THREAD ELBOW	
62	70022946	1	HOSE ASSY	
63	70022949	4	LOCKWASHER, M10	
64	70022980	2	FORK PIN KEEPER	
65	70022998	4	CAPSCREW, M10X20	
66	70022990	1	FORK PIN	
101	NSS	1	S/N PLATE	
K1	70023925	1	DECAL KIT, (includes items 1 thru 6)	
K2	70023005	1	SEAL KIT, MAIN LIFT CYLINDER, (includes items 8, 9, 13, 14, 16, 17, 19, 21, 23, 24 & 25)	
K3	70023006	1	CHECK VALVE KIT, (includes items 18, 19, 20, 21 & 23)	
K4	70023007	1	SHIM KIT	
K5	70023015	1	MAST COMMON PARTS KIT, (includes items 27 thru 41)	



ATTACHMENTS

Figure 3-22 8 Foot Side Tilt Electric Mast



PAP11320

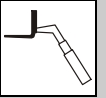
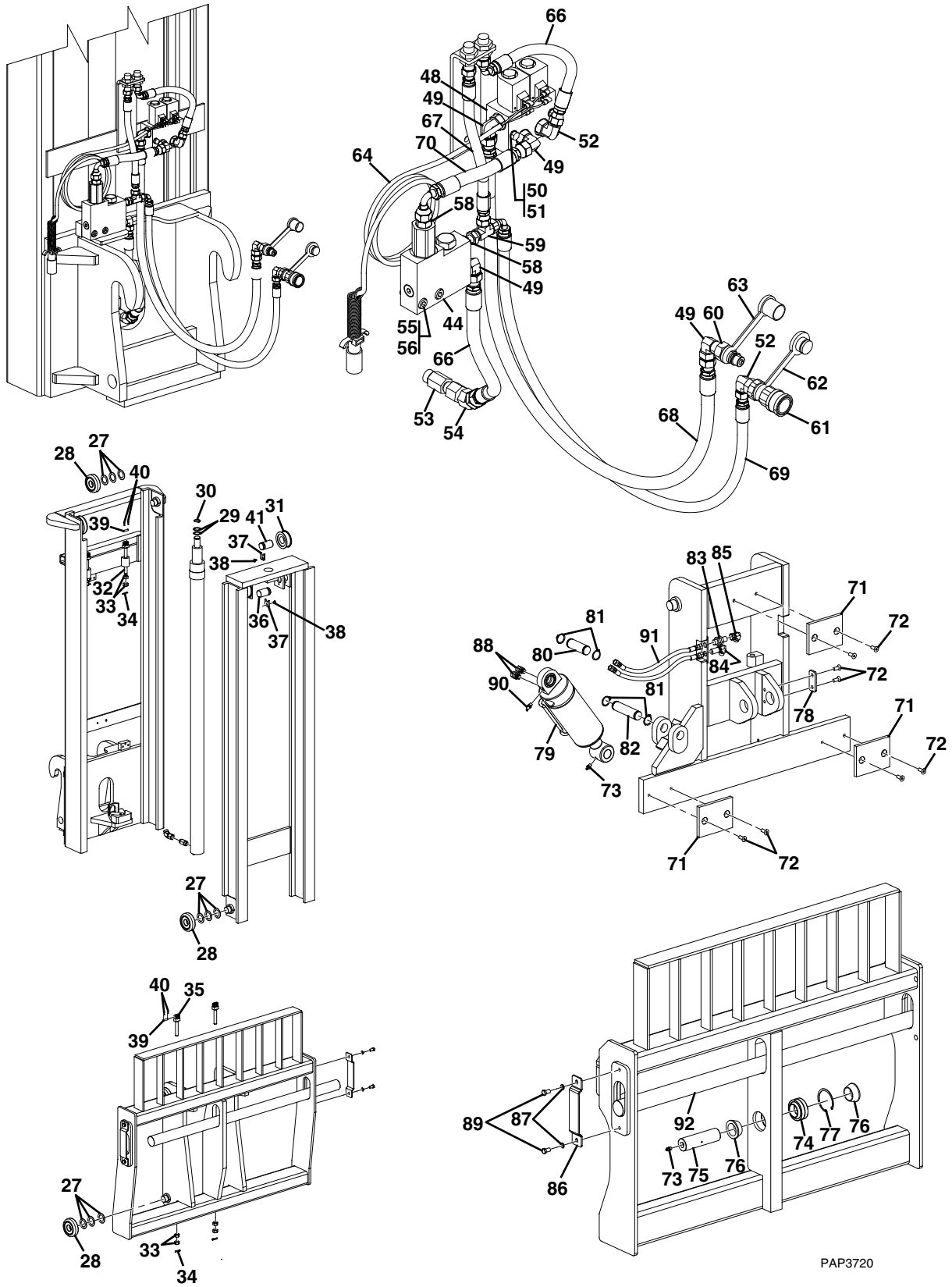
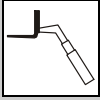


Figure 3-22 8 Foot Side Tilt Electric Mast (Continued)



PAP3720



ATTACHMENTS

Figure 3-22 8 Foot Side Tilt Electric Mast

Item	Part Number	Qty.	Description	Rev.
	1001108669	1	8 FT SIDE TILT ELECTRIC MAST, (includes all items)	B
1	Use Kit K1	1	WARNING DECAL	
2	Use Kit K1	1	WARNING DECAL	
3	Use Kit K1	1	NO STEP DECAL	
4	Use Kit K1	1	NO STEP DECAL	
5	Use Kit K1	4	HANDS OFF DECAL	
6	1001111190	2	WARNING DECAL	
	70023008	1	MAIN LIFT CYLINDER	
7	NSS	1	ROD/PLUNGER	
8	Use Kit K2	1	O-RING	
9	Use Kit K2	1	PULL WIRE	
10	NSS	1	SPACER	
11	NSS	2	ROLL PIN	
12	NSS	1	BARREL	
13	Use Kit K2	1	WIPER	
14	Use Kit K2	1	BUSHING	
15	NSS	1	PISTON	
16	Use Kit K2	1	NYLON RING	
17	Use Kit K2	1	PISTON SEAL	
18	Use Kit K3	1	CHECK VALVE	
19	Use Kit K2 or K3	1	O-RING	
20	Use Kit K3	1	WASHER	
21	Use Kit K2 or K3	1	CIRCLIP	
22	NSS	1	SLEEVE	
23	Use Kit K2 or K3	1	RETAINING RING	
24	Use Kit K2	1	WEAR RING	
25	Use Kit K2	1	ROD SEAL	
26	70023004	1	RETAINER/GLAND	
27	70023014	24	SHIM	
28	70022987	8	BALL BEARING	
29	Use Kit K5	2	WASHER SHIM	
30	70023016	1	SNAP RING	
31	70022969	2	SHEAVE ASSY	
32	70022960	2	CHAIN ANCHOR	
33	70022957	8	NUT, 5/8-18UNF	
34	70022993	4	COTTER PIN	
35	70022995	2	CHAIN ANCHOR	
36	70022984	1	SHEAVE SHAFT	
37	70022970	2	RETAINER BAR	
38	70023003	2	FLAT HD CAPSCREW	
39	70022994	4	CHAIN ANCHOR PIN	
40	70022992	8	COTTER PIN	
41	70022985	1	SHEAVE SHAFT	
43	70023009	2	LIFT CHAIN	
44	70022932	1	P.O. CHECK VALVE ASSY, (includes items 45, 46 & 47)	
45	NSS	1	MANIFOLD	
46	70022931	1	P.O. CHECK VALVE CARTRIDGE	
47	70023010	1	P.O. CHECK	
48	70022933	1	SOLENOID VALVE BANK	

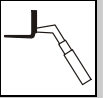
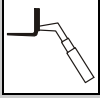


Figure 3-22 8 Foot Side Tilt Electric Mast (Continued)

Item	Part Number	Qty.	Description	Rev.
49	70022934	4	FITTING, 90 DEGREE	
50	70022948	2	LOCKWASHER, M8	
51	70022951	2	CAPSCREW, M8X60	
52	70022935	2	STRAIGHT THREAD ELBOW	
53	70022936	1	FLOW LIMITER	
54	70022937	1	FITTING, 45 DEGREE	
55	70022949	2	LOCKWASHER, M10	
56	70022950	2	HEX SOCKET CAPSCREW	
57	70022938	1	STRAIGHT FITTING, (not shown)	
58	70022939	1	STRAIGHT FITTING	
59	70022940	1	TEE FITTING	
60	91403414	1	MALE QUICK DISCONNECT COUPLING	
61	91403413	1	FEMALE QUICK DISCONNECT COUPLING	
62	91043125	1	DUST PLUG	
63	91043126	1	DUST CAP	
64	70022941	1	HARNESS	
65	70022942	1	HOSE ASSY, (not shown)	
66	70022943	1	HOSE ASSY	
67	70022944	1	HOSE ASSY	
68	70022945	1	HOSE ASSY	
69	70022946	1	HOSE ASSY	
70	70022947	1	HOSE ASSY	
71	70022972	3	WEAR PAD	
72	70022971	8	FLAT HD CAPSCREW	
73	70023001	2	GREASE FITTING	
74	70022975	1	BEARING	
75	70022973	1	PIVOT SHAFT	
76	70022974	2	BEVELED SPACER	
77	70022988	1	RETAINING RING	
78	70022976	1	RETAINER PLATE	
79	2716143	1	TILT CYLINDER	
80	70022977	1	PIN, 128.1mm	
81	70023016	4	SNAP RING, 1-1/4	
82	70022978	1	PIN, 128.1mm	
83	70023000	1	BULKHEAD UNION, (with locknut)	
84	70022999	1	BULKHEAD UNION ELBOW	
85	70022982	1	STRAIGHT THREAD ELBOW	
86	70022980	2	FORK PIN KEEPER	
87	70022949	4	LOCKWASHER, M10	
88	70022991	2	STRAIGHT THREAD ELBOW, 90 DEGREE	
89	70022998	4	CAPSCREW, M10X20	
90	70022966	1	GREASE FITTING	
91	70022979	2	HOSE ASSY	
92	70022990	1	FORK PIN	
93	70022965	1	SHEAVE	
94	70022997	1	LOCKWASHER, M12	
95	70022967	4	HOSE CLAMP	
96	70022962	1	BAR ASSY	
97	70023002	4	CAPSCREW, M6X25	



ATTACHMENTS

Figure 3-22 8 Foot Side Tilt Electric Mast (Continued)

Item	Part Number	Qty.	Description	Rev.
98	70022949	5	LOCKWASHER, M10	
99	70022958	3	CAPSCREW, M10X20	
100	70022961	1	SHAFT	
101	70022959	1	WASHER	
102	70022989	1	RETAINING RING	
103	70022964	1	CAPSCREW, M12X55	
104	70022981	1	IHR BRACKET	
105	70022968	1	HOSE CLAMP BAR	
106	70023011	1	IHR BRACKET	
107	70022983	1	TERMINATION BRACKET	
108	70023000	2	BULKHEAD UNION & LOCKNUT	
109	70022996	3	CAPSCREW, M10X16	
110	70022963	2	HOSE ASSY, (not shown)	
201	NSS	1	S/N PLATE	
K1	70023925	1	DECAL KIT, (includes items 1 thru 6)	
K2	70023005	1	SEAL KIT, MAIN LIFT CYLINDER, (includes items 8, 9, 13, 14, 16, 17, 19, 21, 23, 24 & 25)	
K3	70023006	1	CHECK VALVE KIT, (includes items 18, 19, 20, 21 & 23)	
K4	70023007	1	SHIM KIT	
K5	70023015	1	MAST COMMON PARTS KIT, (includes items 27 thru 41)	
K6	8035831	1	SEAL KIT, TILT CYLINDER	
K7	70023013	1	IHR COMMON PARTS KIT, (includes items 93 thru 109)	
K8	70022986	1	IHR KIT, (includes items 93 thru 110)	

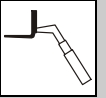
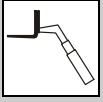


Figure 3-22 8 Foot Side Tilt Electric Mast (Continued)

Item	Part Number	Qty.	Description	Rev.




ATTACHMENTS

This Page Intentionally Left Blank

SECTION 4

ENGINE & ATTACHING PARTS

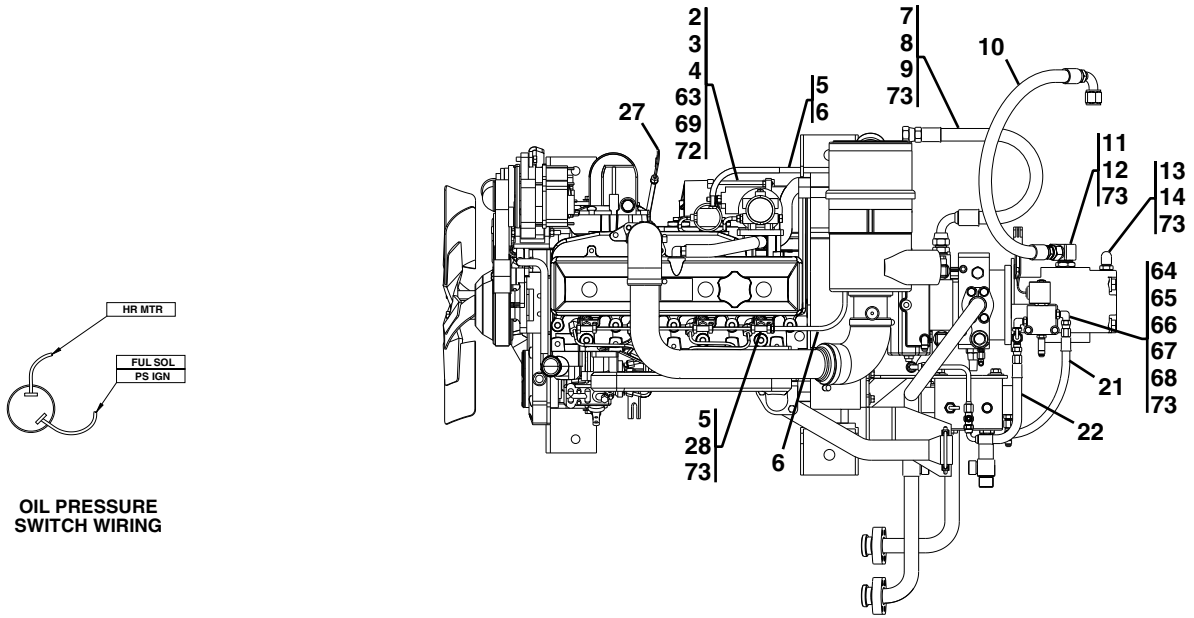




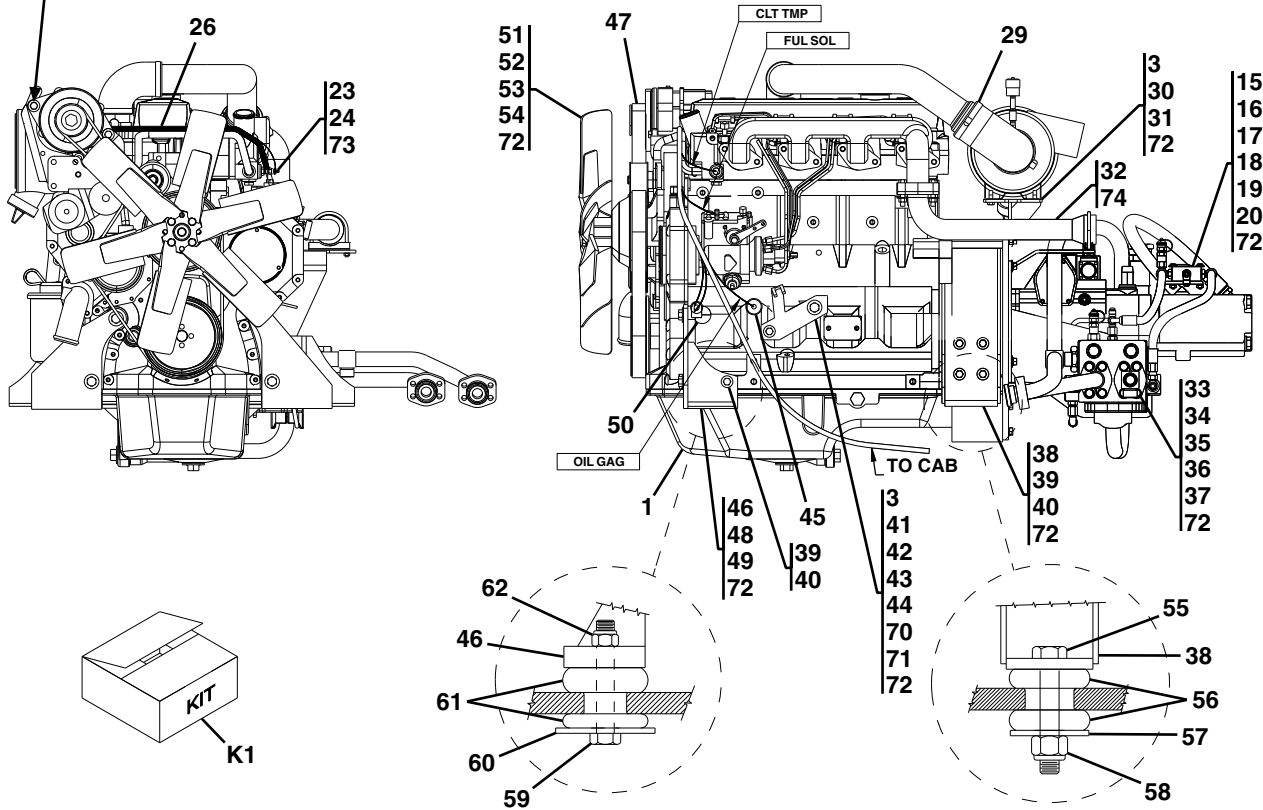
ENGINE & ATTACHING PARTS

S/N 0189001 thru 0189345 &
0160000230 thru 0160001775

Figure 4-1 Engine Assembly, LH View



TORQUE TO
27-37 LB-FT



NOTES:

1. USE LOCTITE® 242™ (14403364) ON ALL BOLT THREADS
2. USE LOCTITE® 545™ (14404043) ON ALL FITTINGS.

PAP23380



Figure 4-1 Engine Assembly, LH View

Item	Part Number	Qty.	Description	Rev.
	91415007	Ref	ENGINE ASSY, (includes items 1 thru 54 & 63 thru 73 on Figure 4-1 & all items on Figure 4-2)	K
1		Ref	JOHN DEERE ENGINE, (see Figure 4-3 for details)	
2	91403160	1	STARTER, (Leece-Neville), (S/N 0189001 thru 0189345), (includes item 63), (no longer available, see Figure 12-32 for details)	
		Ref	STARTER, (Prestolite), (S/N 0189346 thru 0160001775), (includes item 63), (no longer available, see Figure 12-32 for details)	
3	83191013	6	LOCKWASHER, M10	
4	83191040	1	SOCKET HD CAPSCREW, M10X1-1/2X30, (torque to 38-48 lb-ft), (top inner mtg hole)	
5	86883106	2	HOSE CLAMP	
6	82092118	120 in	FUEL LINE, 5/16 ID	
7	2220451	1	CONNECTOR, (includes item 8)	
8	88591207	1	O-RING	
9	84719407	1	HOSE ASSY	
10	84719468	1	HOSE ASSY	
11	88662429	1	ELBOW, 90 DEGREE, (includes item 12)	
12	88591209	1	O-RING	
13	88662059	1	ELBOW, 90 DEGREE, (includes item 14)	
14	88591206	1	O-RING	
15		Ref	SOLENOID VALVE, (see Figure 9-20 for details)	
16	91401535	1	VALVE BRACKET	
17	88201009	2	HEX HD CAPSCREW, 1/4-20X2, GR5	
18	88501304	2	HEX NUT, 1/4-28	
19	88561002	2	FLAT WASHER, 1/4	
20	88551009	2	LOCKWASHER, 1/4	
21	77133201	1	HOSE ASSY	
22	84719408	1	HOSE ASSY	
23	91143314	1	WATER TEMPERATURE SENDER	
24	91403265	1	ADAPTER FITTING, (includes o-ring)	
26	90027187	6	NYLON TIE	
27	91404085	1	DIPSTICK	
28	80373025	1	PUSH LOCK FITTING	
29		Ref	AIR CLEANER & ATTACHING PARTS, (see Figure 4-6 for details)	
30	91406118	1	AIR CLEANER BRACKET	
31	83191027	2	HEX HD CAPSCREW, M10X1-1/2X35	
32		Ref	EXHAUST & ATTACHING PARTS, (see Figure 4-7 for details)	
33	91403455	1	HYDRAULIC TUBE	
34	91083106	1	O-RING	
35	83201135	4	HEX HD CAPSCREW, 7/16-14X1-1/2	
36	88551012	4	LOCKWASHER, 7/16	
37	84712738	2	CLAMP HALF	
38	91406032	2	REAR ENGINE MOUNT	
39	83191032	10	HEX HD CAPSCREW, M12X1-3/4X35, (torque to 66-76 lb-ft)	
40	83191010	10	LOCKWASHER, M12	
41	91401227	1	ACCELERATOR CABLE BRACKET, (S/N 0189001 thru 0160001379)	
	91411060	1	ACCELERATOR CABLE BRACKET, (S/N 0160001388 thru 0160001775)	
42	83191038	1	HEX HD CAPSCREW, M10X1-1/2X20	
43	91403293	1	HEX HD CAPSCREW, M14X2X25	



ENGINE & ATTACHING PARTS

S/N 0189001 thru 0189345 &
0160000230 thru 0160001775

Figure 4-1 Engine Assembly, LH View (Continued)

Item	Part Number	Qty.	Description	Rev.
44	83191014	1	LOCKWASHER, M14	
45	91143315	1	OIL PRESSURE SENDER	
46	91406026	1	LH FRONT ENGINE MOUNT	
	91406027	1	RH FRONT ENGINE MOUNT	
47	91404086	1	FAN BELT	
48	83191043	4	HEX HD CAPSCREW, M16X2X30, (torque to 166-181 lb-ft)	
49	83783030	4	LOCKWASHER, M16	
50	24741047	1	OIL PRESSURE SWITCH	
51	91403105	1	FAN	
52	91403248	1	FAN SPACER	
53	83191041	4	HEX HD CAPSCREW, M8X1-1/4X70	
54	88561108	4	FLAT WASHER, 5/16	
55	77321274	2	HEX HD CAPSCREW, 7/8-9X5	
56	91333003	2	SHOCK MOUNT	
57	91403137	2	REBOUND WASHER	
58	88521214	2	HEX LOCKNUT, 7/8-9	
59	88201105	2	HEX HD CAPSCREW, 5/8-11X4, GR5	
60	91403138	2	REBOUND WASHER	
61	91333002	2	SHOCK MOUNT	
62	88521010	2	HEX LOCKNUT, 5/8-11	
63	91404274	1	STARTER SOLENOID, (S/N 0189001 thru 0189345)	
	91414040	1	STARTER SOLENOID, (S/N 0189346 thru 0160001775)	
64	2220635	1	SWIVEL NUT RUN TEE, 3/8, TUBE	
65	88662064	2	ELBOW, 90 DEGREE, (includes item 66)	
66	88591204	3	O-RING	
67	2220606	1	RUN TEE, (includes item 66)	
68	91143172	1	TEST COUPLING	
69	83191062	2	SOCKET HD CAPSCREW, M10X1-1/2X40, (torque to 38-48 lb-ft)	
70	88561007	1	FLAT WASHER, 9/16	
71	80233220	1	FLAT WASHER, M10	
72	14403364	AR	LOCTITE® 242™	
73	14404043	AR	LOCTITE® 545™	
74	91473222	1	EXHAUST GASKET	
K1	91405102	1	ENGINE FILTER KIT, (includes all items)	
	91404005	1	OIL FILTER ELEMENT	
	91404004	1	FUEL FILTER	
	91403103	1	AIR FILTER SAFETY ELEMENT	
	91403102	1	AIR FILTER ELEMENT	
	91083218	1	FUEL STRAINER	



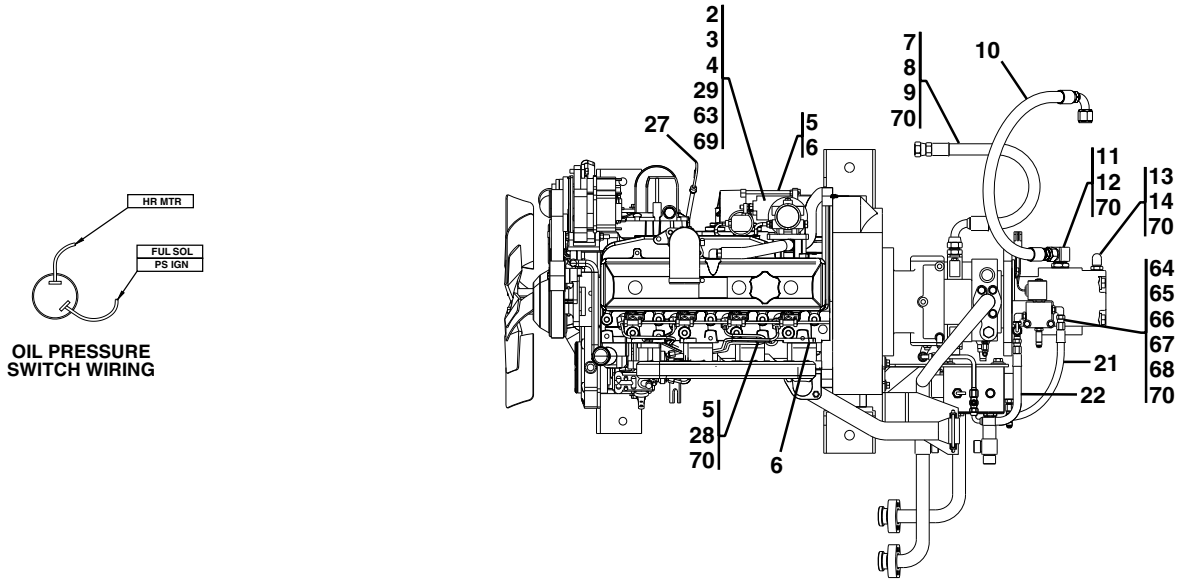
Figure 4-1 Engine Assembly, LH View (Continued)

Item	Part Number	Qty.	Description	Rev.

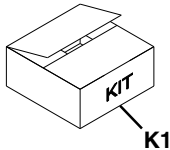
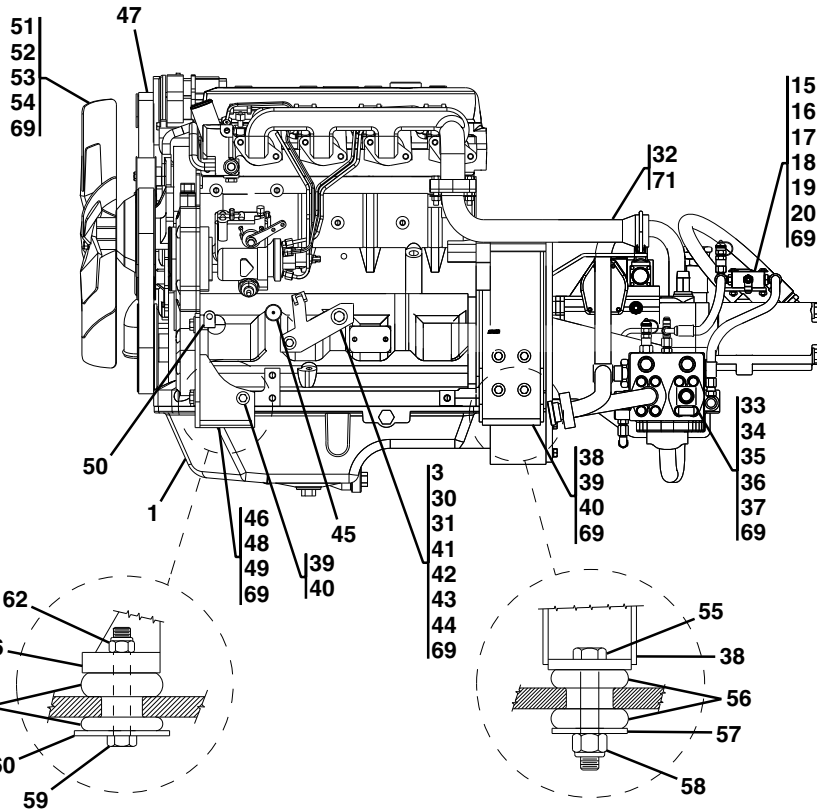
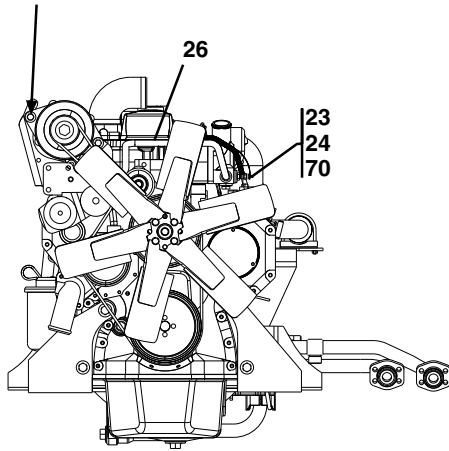


ENGINE & ATTACHING PARTS

Figure 4-1 Engine Assembly, LH View



TORQUE TO
 27-37 LB-FT



NOTES:

1. USE LOCTITE® 242™, 14403364, ON ALL BOLT THREADS.
2. USE LOCTITE® 545™, 14404043, ON ALL FITTINGS.

PAP23370



Figure 4-1 Engine Assembly, LH View

Item	Part Number	Qty.	Description	Rev.
	91415007	Ref	ENGINE ASSEMBLY, (includes items 1 thru 54 & 63 thru 70 on Figure 4-1 & all items on Figure 4-2)	O
1		Ref	JOHN DEERE ENGINE, (see Figure 4-3 for details)	
2		Ref	STARTER, (Prestolite), (includes item 63), (no longer available, see Figure 12-32 for details)	
3	83191013	6	LOCKWASHER, M10	
4	83191040	1	SOCKET HD CAPSCREW, M10X1-1/2X30, (torque to 38-48 lb-ft), (top inner mtg hole)	
5	86883106	2	HOSE CLAMP	
6	82092118	120 in	FUEL LINE, 5/16 ID	
7	2220451	1	CONNECTOR, (includes item 8)	
8	88591207	1	O-RING	
9	84719407	1	HOSE ASSY	
10	84719468	1	HOSE ASSY	
11	88662429	1	ELBOW, 90 DEGREE, (includes item 12)	
12	88591209	1	O-RING	
13	88662059	1	ELBOW, 90 DEGREE, (includes item 14)	
14	88591206	1	O-RING	
15		Ref	SOLENOID VALVE, (see Figure 9-20 for details)	
16	91401535	1	VALVE BRACKET	
17	88201009	2	HEX HD CAPSCREW, 1/4-20X2, GR5	
18	88501304	2	HEX NUT, 1/4-28	
19	88561002	2	FLAT WASHER, 1/4	
20	88551009	2	LOCKWASHER, 1/4	
21	77133201	1	HOSE ASSY	
22	84719408	1	HOSE ASSY	
23	91143314	1	WATER TEMPERATURE SENDER	
24	91403265	1	ADAPTER FITTING, (includes o-ring)	
26	90027187	6	NYLON TIE	
27	91404085	1	DIPSTICK	
28	80373025	1	PUSH LOCK FITTING	
29	83191062	2	SOCKET HD CAPSCREW, M10X1-1/2X40, (torque to 38-48 lb-ft)	
30	88561007	1	FLAT WASHER, 9/16	
31	80233220	1	FLAT WASHER, M10	
32		Ref	EXHAUST & ATTACHING PARTS, (see Figure 4-7 for details)	
33	91403455	1	HYDRAULIC TUBE	
34	91083106	1	O-RING	
35	83201135	4	HEX HD CAPSCREW, 7/16-14X1-1/2	
36	88551012	4	LOCKWASHER, 7/16	
37	84712738	2	CLAMP HALF	
38	91406032	2	REAR ENGINE MOUNT	
39	83191032	10	HEX HD CAPSCREW, M12X1-3/4X35, (torque to 66-76 lb-ft)	
40	83191010	10	LOCKWASHER, M12	
41	91411060	1	ACCELERATOR CABLE BRACKET	
42	83191038	1	HEX HD CAPSCREW, M10X1-1/2X20	
43	91403293	1	HEX HD CAPSCREW, M14X2X25	
44	83191014	1	LOCKWASHER, M14	
45	91143315	1	OIL PRESSURE SENDER	
46	91406026	1	LH FRONT ENGINE MOUNT	



ENGINE & ATTACHING PARTS

S/N 0160001921 thru 0160003058
excluding 0160002657

Figure 4-1 Engine Assembly, LH View (Continued)

Item	Part Number	Qty.	Description	Rev.
	91406027	1	RH FRONT ENGINE MOUNT	
47	91404086	1	FAN BELT	
48	83191043	4	HEX HD CAPSCREW, M16X2X30, (torque to 166-181 lb-ft)	
49	83783030	4	LOCKWASHER, M16	
50	24741047	1	OIL PRESSURE SWITCH	
51	91403105	1	FAN	
52	91403248	1	FAN SPACER	
53	83191041	4	HEX HD CAPSCREW, M8X1-1/4X70	
54	88561108	4	FLAT WASHER, 5/16	
55	77321274	2	HEX HD CAPSCREW, 7/8-9X5	
56	91333003	2	SHOCK MOUNT	
57	91403137	2	REBOUND WASHER	
58	88521214	2	HEX LOCKNUT, 7/8-9	
59	88201105	2	HEX HD CAPSCREW, 5/8-11X4, GR5	
60	91403138	2	REBOUND WASHER	
61	91333002	2	SHOCK MOUNT	
62	88521010	2	HEX LOCKNUT, 5/8-11	
63	91414040	1	STARTER SOLENOID	
64	2220635	1	SWIVEL NUT RUN TEE, 3/8, TUBE	
65	2220473	2	ELBOW, 90 DEGREE, (includes item 66)	
66	88591204	3	O-RING	
67	2220606	1	RUN TEE, (includes item 66)	
68	91143172	1	TEST COUPLING	
69	14403364	AR	LOCTITE® 242™	
70	14404043	AR	LOCTITE® 545™	
71	91473222	1	EXHAUST GASKET	
K1	91415035	1	ENGINE FILTER KIT, (includes all items)	C
	91404005	1	OIL FILTER ELEMENT	
	91404004	1	FUEL FILTER	
	80273042	1	AIR FILTER SAFETY ELEMENT	
	80273010	1	AIR FILTER ELEMENT	
	91083218	1	FUEL STRAINER	



Figure 4-1 Engine Assembly, LH View (Continued)

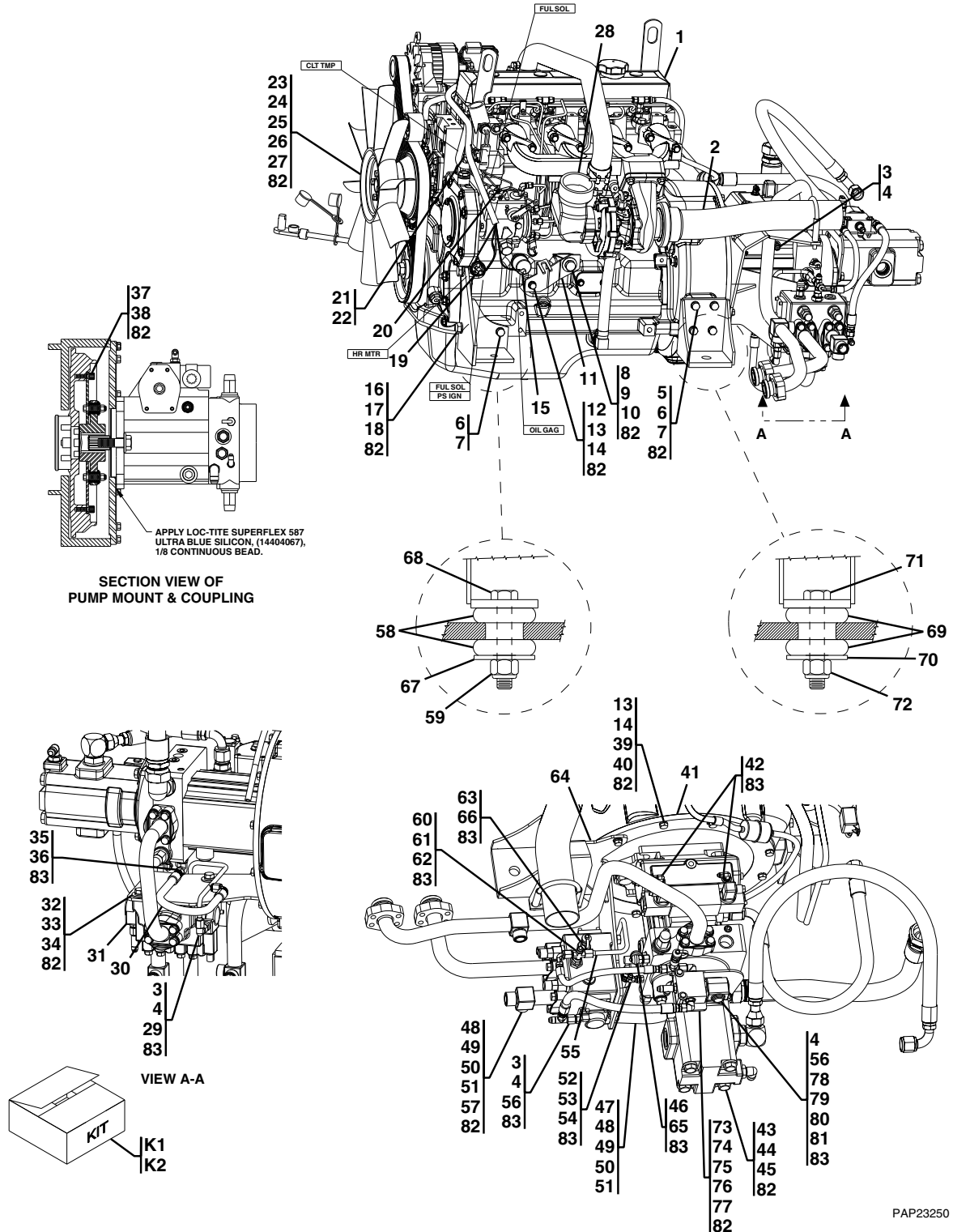
Item	Part Number	Qty.	Description	Rev.



ENGINE & ATTACHING PARTS

S/N 0160003213 & After
including 0160002657

Figure 4-1 Engine Assembly, LH View



PAP23250

NOTE:

1. USE LOCTITE[®] 242[™] 14403364, ON ALL BOLT THREADS.
2. USE LOCTITE[®] 545[™] 14404043, ON ALL FITTINGS.



Figure 4-1 Engine Assembly, LH View

Item	Part Number	Qty.	Description	Rev.
	91415078	Ref	ENGINE ASSEMBLY, (includes items 1 thru 57, 60 thru 66 & 73 thru 83 on Figure 4-1 & all items on Figure 4-2)	N
1		Ref	JOHN DEERE ENGINE, (see Figure 4-3 for details)	
2		Ref	EXHAUST & ATTACHING PARTS, (see Figure 4-7 for details)	
3	2220371	3	CONNECTOR, (includes item 4)	
4	88591204	6	O-RING	
5	91406032	1	REAR ENGINE MOUNT	
6	83191032	5	HEX HD CAPSCREW, M12X1-3/4X35, (torque to 66-76 lb-ft)	
7	83191010	5	LOCKWASHER, M12	
8	91403293	1	HEX HD CAPSCREW, M14X2X25	
9	83191014	1	LOCKWASHER, M14	
10	88561007	1	FLAT WASHER, 9/16	
11	91411060	1	ACCELERATOR CABLE BRACKET	
12	83191038	1	HEX HD CAPSCREW, M10X1-1/2X20	
13	83191013	13	LOCKWASHER, M10	
14	80233220	4	FLAT WASHER, M10	
15	91143315	1	OIL PRESSURE SENDER	
16	91406026	1	LH FRONT ENGINE MOUNT	
17	83191043	2	HEX HD CAPSCREW, M16X2X30, (torque to 166-181 lb-ft)	
18	83783030	2	LOCKWASHER, M16	
19	24741047	1	OIL PRESSURE SWITCH	
20	91473223	1	MALE SPADE TAB	
21	91143314	1	WATER TEMPERATURE SENDER	
22	88712306	1	REDUCER BUSHING, 1/2-1/8	
23	88561108	4	FLAT WASHER, 5/16	
24	88551010	4	LOCKWASHER, 5/16	
25	83191041	4	HEX HD CAPSCREW, M8X1-1/4X70	
26	91403248	1	FAN SPACER	
27	91513159	1	FAN	
28		Ref	AIR INTAKE ELBOW, (see Figure 4-6 for details)	
29	8760268	1	ELBOW, 90 DEGREE, (swivel nut)	
30	84719163	1	HOSE ASSY	
31		Ref	TRACTION LOCK VALVE, (see Figure 9-14 for details)	
32	88561006	2	FLAT WASHER, 1/2	
33	88551013	2	LOCKWASHER, 1/2	
34	88201065	2	HEX HD CAPSCREW, 1/2-13X1, GR5	
35	2220628	1	ELBOW, 90 DEGREE, (includes item 36)	
36	88591205	1	O-RING	
37	88551011	8	LOCKWASHER, 3/8	
38	88211068	8	SOCKET HD CAPSCREW, 3/8-16X5/8, GR8, (torque to 40-45 lb-ft)	
39	83191021	9	HEX HD CAPSCREW, M10X1-1/2X30	
40	83191006	3	HEX HD CAPSCREW, M10X1-1/2X40, (torque to 38-48 lb-ft)	
41	91163011	1	PUMP MOUNT & COUPLING	
42	2220472	2	ELBOW, 90 DEGREE	
43		Ref	HYDRAULIC PUMP, (see Figure 9-9 for details)	
44	88201066	2	HEX HD CAPSCREW, 1/2-13X1-1/4, GR5, (torque to 68-78 lb-ft)	
45	90027471	2	HARDENED WASHER	
46	91053020	1	MINI-CHECK, (includes item 65)	
47	91403454	1	HYDRAULIC TUBE	



ENGINE & ATTACHING PARTS

S/N 0160003213 & After
including 0160002657

Figure 4-1 Engine Assembly, LH View (Continued)

Item	Part Number	Qty.	Description	Rev.
48	91083106	3	O-RING	
49	84712738	6	CLAMP HALF	
50	83201135	12	HEX HD CAPSCREW, 7/16-14X1-1/2	
51	88551012	12	LOCKWASHER, 7/16	
52	2220654	1	ELBOW, 90 DEGREE, (swivel nut)	
53	2220415	1	CONNECTOR, (includes item 54)	
54	88591202	1	O-RING	
55	91163098	1	TUBE ASSY	
56	2220635	2	SWIVEL NUT RUN TEE, 3/8, TUBE	
57	91403455	1	HYDRAULIC TUBE	
58	91333002	2	SHOCK MOUNT	
59	88521010	2	HEX LOCKNUT, 5/8-11	
60	91403523	1	ADAPTER	
61	2220497	1	CONNECTOR, (includes item 62)	
62	88591206	1	O-RING	
63	77133089	1	MINI-CHECK, (includes item 66)	
64	91406112	1	FLOW DIVIDER BRACKET	
65	91054002	1	VITON O-RING, (lubricate lightly)	
66	83763056	1	VITON O-RING, (lubricate lightly)	
67	91081158	2	REBOUND WASHER	
68	88201105	2	HEX HD CAPSCREW, 5/8-11X4, GR5	
69	91333003	2	SHOCK MOUNT	
70	91403137	2	REBOUND WASHER	
71	77321274	2	HEX HD CAPSCREW, 7/8-9X5	
72	88521214	2	LOCKNUT, 7/8-9	
73	88501304	2	HEX NUT, 1/4-20 UNC	
74	88551009	2	LOCKWASHER, 1/4	
75	88561002	2	FLAT WASHER, 1/4	
76	88201009	2	HEX HD CAPSCREW, 1/4-20X2, GR5	
77	91401535	1	VALVE BRACKET	
78	91405088	1	SOLENOID VALVE ASSY, (includes 3 of item 4, 1 of item 56 & items 79 thru 81)	G
79	91143172	1	TEST COUPLING	
80	2220606	1	RUN TEE, (includes item 4)	
81	2220473	2	ELBOW, 90 DEGREE, (includes item 4)	
82	14403364	AR	LOCTITE® 242™	
83	14404043	AR	LOCTITE® 545™	
K1	91415084	1	250 HOUR FILTER KIT, (includes all items)	6
	91534005	1	OIL FILTER ELEMENT	
	91404004	1	FUEL FILTER	
	1101313	1	AIR FILTER SAFETY ELEMENT	
	1101312	1	AIR FILTER ELEMENT	
	91083218	1	FUEL STRAINER	
	91534006	1	OIL FILTER SEAL	
K2	2915179	1	1000 HOUR FILTER KIT, (includes 91415084 & the following)	5
	1001093626	2	HYDRAULIC RETURN	
	1340021	1	HYDRAULIC BREATHER	



Figure 4-1 Engine Assembly, LH View (Continued)

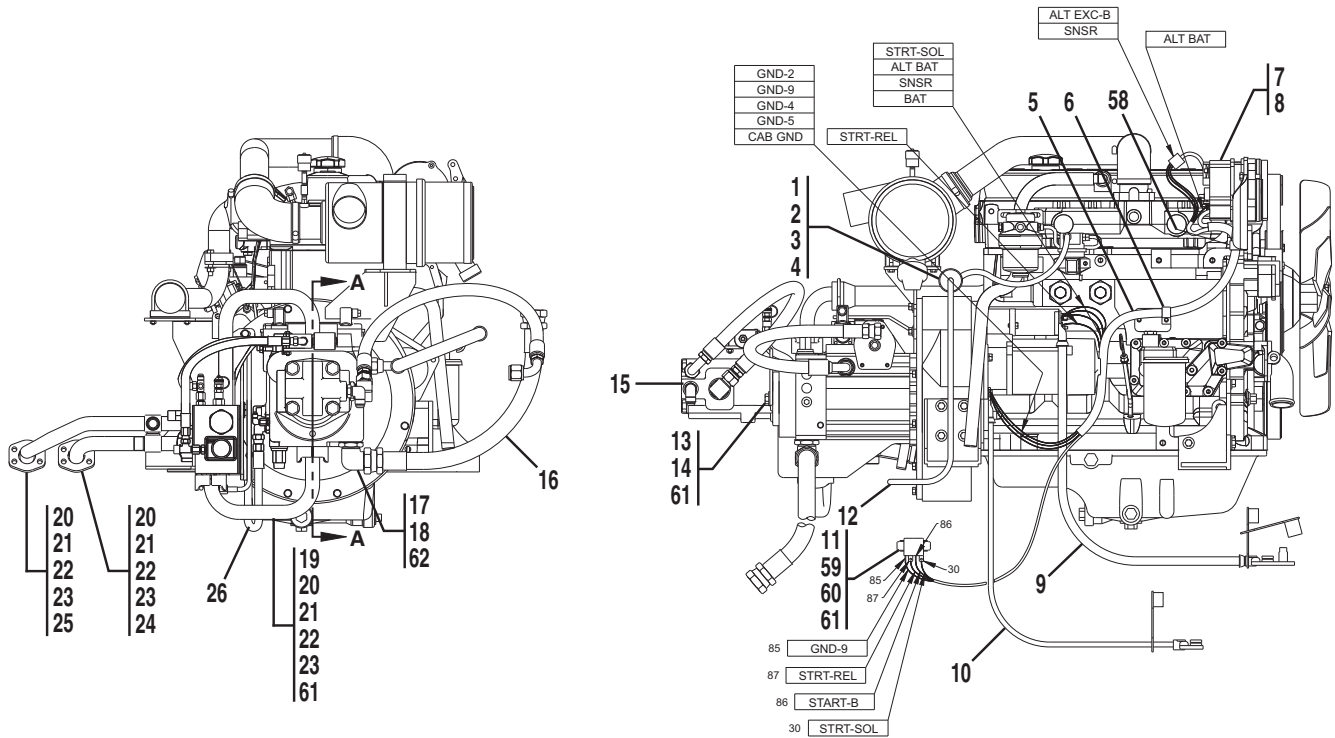
Item	Part Number	Qty.	Description	Rev.



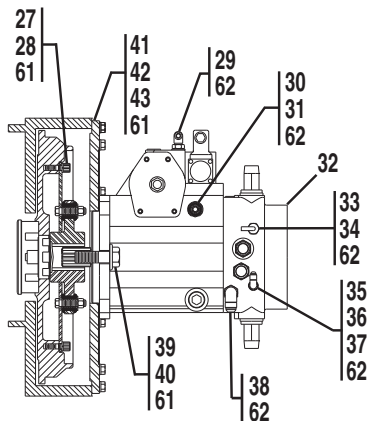
ENGINE & ATTACHING PARTS

S/N 0189001 thru 0189345 &
0160000230 thru 0160001775

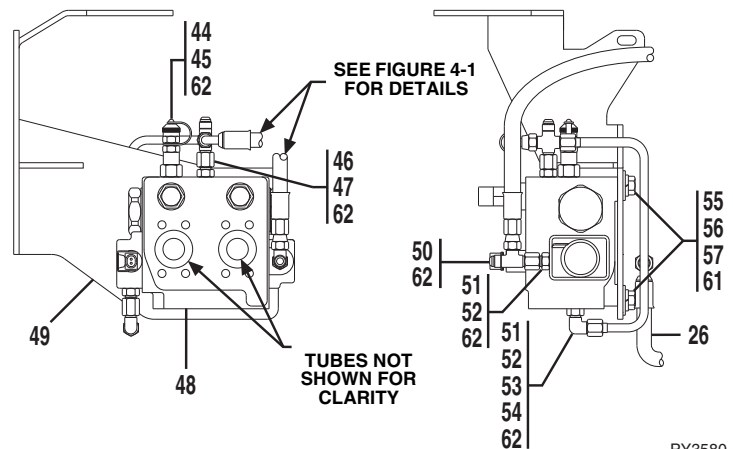
Figure 4-2 Engine Assembly, RH View



SECTION A-A



VIEW OF TRACTION LOCK VALVE WITH ENGINE REMOVED FOR CLARITY



NOTES:

1. USE LOCTITE[®] 242[™], 14403364, ON ALL BOLT THREADS
2. USE LOCTITE[®] 545[™], 14404043, ON ALL FITTINGS.

PY3580



Figure 4-2 Engine Assembly, RH View

Item	Part Number	Qty.	Description	Rev.
	91415007	Ref	ENGINE ASSEMBLY, (includes items 1 thru 54 & 63 thru 73 on Figure 4-1 & all items on Figure 4-2)	K
1	91083218	1	FUEL STRAINER	
2	90028660	1	SUPPORT CLAMP	
3	88561003	1	FLAT WASHER, 5/16	
4	86883106	2	HOSE CLAMP	
5		Ref	WIRING HARNESS, (see Figure 10-2 for details)	
6	85941017	1	SUPPORT CLAMP	
7	1001108293	1	ALTERNATOR, (includes item 8)	
8	1001108291	1	REGULATOR	
9		Ref	POSITIVE BATTERY CABLE, (see Figure 10-1 for details)	
10		Ref	NEGATIVE BATTERY CABLE, (see Figure 10-1 for details)	
11	77383377	1	STARTER RELAY	
12	82092118	89 in	FUEL LINE, 5/16 ID	
13	88201066	2	HEX HD CAPSCREW, 1/2-13X1-1/4, GR5, (torque to 68-78 lb-ft)	
14	90027471	2	HARDENED WASHER, 1/2	
15		Ref	HYDRAULIC PUMP, (see Figure 9-9 for details)	
16	84719593	1	HOSE ASSY	
17	88662070	1	ELBOW, 90 DEGREE, (includes item 18)	
18	88591210	1	O-RING	
19	91403454	1	HYDRAULIC TUBE	
20	91083106	4	O-RING	
21	83201135	16	HEX HD CAPSCREW, 7/16-14X1-1/2	
22	88551012	16	LOCKWASHER, 7/16	
23	84712738	8	CLAMP HALF	
24	91403556	1	HYDRAULIC TUBE	
25	91413005	1	HYDRAULIC TUBE	
26	84719163	1	HOSE ASSY	
27	88211068	8	SOCKET HD CAPSCREW, 3/8-16X5/8, GR8, (torque to 40-45 lb-ft)	
28	88551011	8	LOCKWASHER, 3/8	
29	90027906	2	ELBOW, 90 DEGREE	
30	2220371	1	CONNECTOR, (includes item 31)	
31	88591204	1	O-RING	
32		Ref	HYDROSTATIC TRANSMISSION, (see Figure 9-8 for details)	
33	91053020	1	MINI-CHECK, (includes item 34)	
34	91054002	1	VITON O-RING, (lubricate lightly)	
35	88662103	1	ELBOW, 90 DEGREE, (swivel nut)	
36	2220415	1	CONNECTOR, (includes item 37)	
37	88591202	1	O-RING	
38	91083222	1	ELBOW, 90 DEGREE, (swivel nut)	
39	88201112	2	HEX HD CAPSCREW, 3/4-10X2-1/4, GR5, (torque to 240-265 lb-ft)	
40	90027473	2	HARDENED WASHER, 3/4	
41	91163011	1	PUMP MOUNT & COUPLING	
42	83191006	7	HEX HD CAPSCREW, M10X1-1/2X40, (torque to 38-48 lb-ft)	
43	83191013	7	LOCKWASHER, M10	
44	77133089	1	MINI-CHECK, (includes item 45)	
45	83763056	1	VITON O-RING, (lubricate lightly)	
46	91403523	1	SPECIAL FITTING	
47	2220497	1	STRAIGHT THREAD CONNECTOR	



ENGINE & ATTACHING PARTS

S/N 0189001 thru 0189345 &
0160000230 thru 0160001775

Figure 4-2 Engine Assembly, RH View (Continued)

Item	Part Number	Qty.	Description	Rev.
48		Ref	TRACTION LOCK VALVE, (see Figure 9-14 for details)	
49	91406112	1	FLOW DIVIDER BRACKET	
50	2220635	1	SWIVEL NUT RUN TEE, 3/8, TUBE	
51	2220371	2	CONNECTOR, (includes item 52)	
52	88591204	2	O-RING	
53	88662105	1	ELBOW, 90 DEGREE, (swivel nut)	
54	91163098	1	TUBE ASSY	
55	88201065	2	HEX HD CAPSCREW, 1/2-13X1, GR5	
56	88551013	2	LOCKWASHER, 1/2	
57	88561006	2	FLAT WASHER, 1/2	
58	24431386	1	SUPPORT CLAMP	
59	88551009	2	LOCKWASHER, 1/4	
60	88201003	2	HEX HD CAPSCREW, 1/4-20X3/4, GR5	
61	14403364	AR	LOCTITE® 242™	
62	14404043	AR	LOCTITE® 545™	



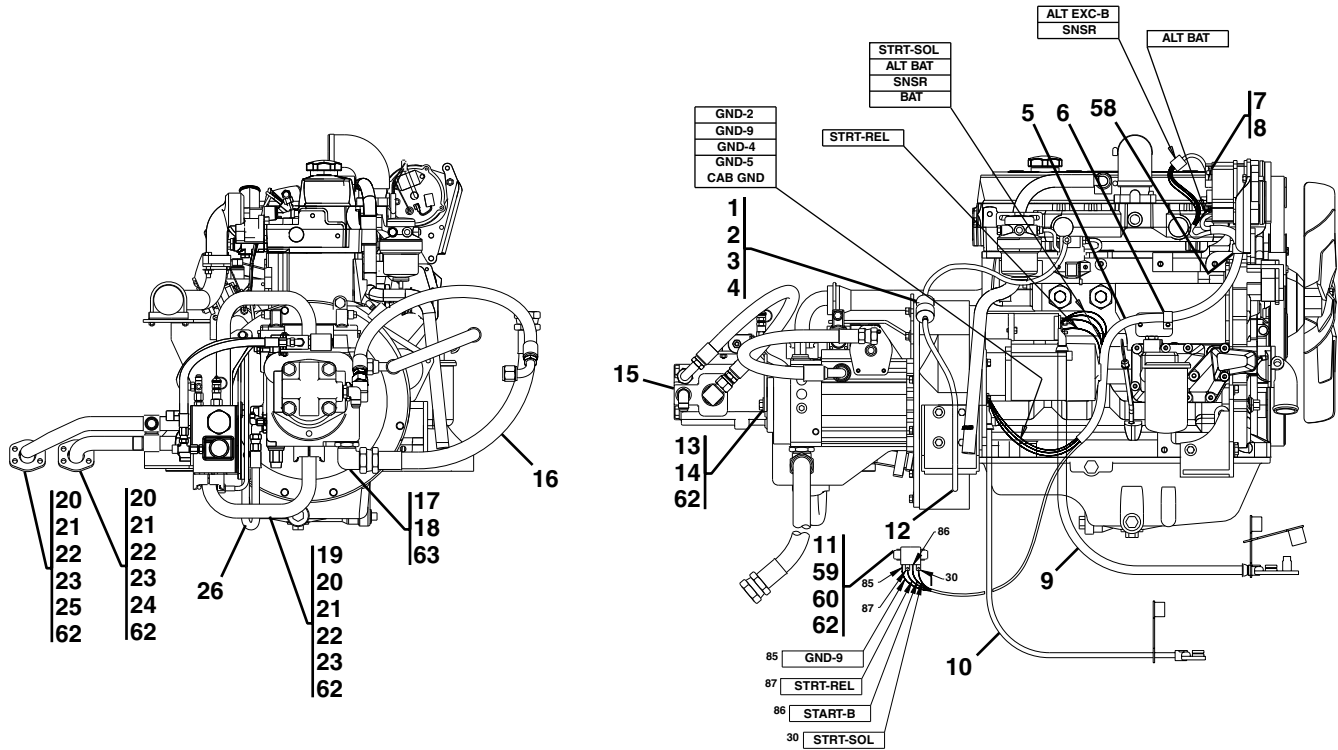
Figure 4-2 Engine Assembly, RH View (Continued)

Item	Part Number	Qty.	Description	Rev.

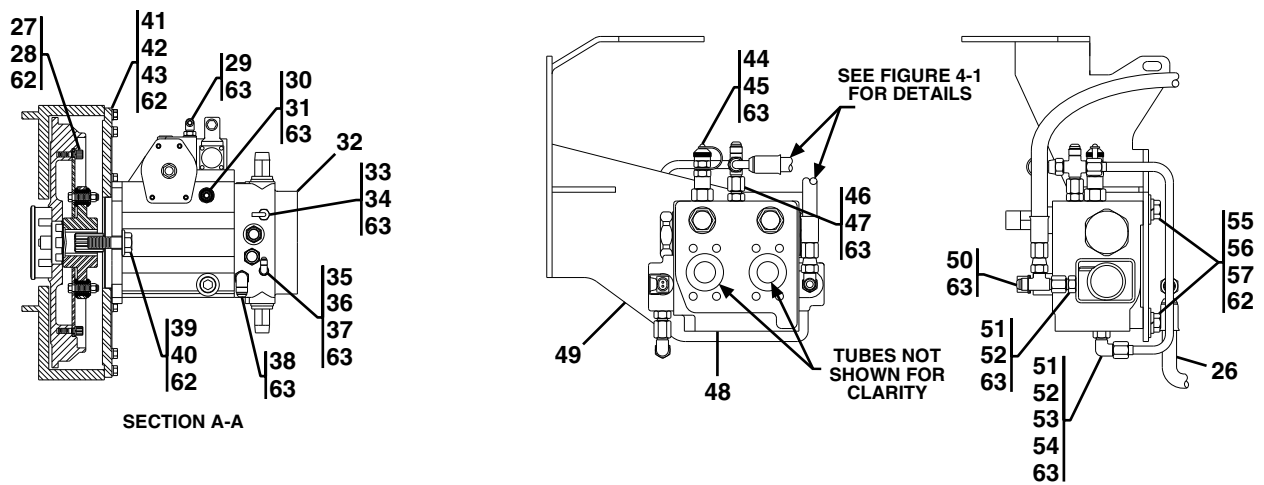


ENGINE & ATTACHING PARTS

Figure 4-2 Engine Assembly, RH View



VIEW OF TRACTION LOCK VALVE WITH
 ENGINE REMOVED FOR CLARITY



NOTES:

1. USE LOCTITE® 242™ (14403364) ON ALL BOLT THREADS
2. USE LOCTITE® 545™ (14404043) ON ALL FITTINGS.

PAP23480



Figure 4-2 Engine Assembly, RH View

Item	Part Number	Qty.	Description	Rev.
	91415007	Ref	ENGINE ASSEMBLY, (includes items 1 thru 54 & 63 thru 70 on Figure 4-1 & all items on Figure 4-2)	O
1	91083218	1	FUEL STRAINER	
2	90028660	1	SUPPORT CLAMP	
3	88561003	1	FLAT WASHER, 5/16	
4	86883106	2	HOSE CLAMP	
5		Ref	WIRING HARNESS, (see Figure 10-2 for details)	
6	85941017	1	SUPPORT CLAMP	
7	1001108293	1	ALTERNATOR, (includes item 8)	
8	1001108291	1	REGULATOR	
9		Ref	POSITIVE BATTERY CABLE, (see Figure 10-1 for details)	
10		Ref	NEGATIVE BATTERY CABLE, (see Figure 10-1 for details)	
11	77383377	1	STARTER RELAY	
12	82092118	89 in	FUEL LINE, 5/16 ID	
13	88201066	2	HEX HD CAPSCREW, 1/2-13X1-1/4, GR5, (torque to 68-78 lb-ft)	
14	90027471	2	HARDENED WASHER, 1/2	
15		Ref	HYDRAULIC PUMP, (see Figure 9-9 for details)	
16	84719593	1	HOSE ASSY	
17	88662070	1	ELBOW, 90 DEGREE, (includes item 18)	
18	88591210	1	O-RING	
19	91403454	1	HYDRAULIC TUBE	
20	91083106	4	O-RING	
21	83201135	16	HEX HD CAPSCREW, 7/16-14X1-1/2	
22	88551012	16	LOCKWASHER, 7/16	
23	84712738	8	CLAMP HALF	
24	91403556	1	HYDRAULIC TUBE	
25	91413005	1	HYDRAULIC TUBE	
26	84719163	1	HOSE ASSY	
27	88211068	8	SOCKET HD CAPSCREW, 3/8-16X5/8, GR8, (torque to 40-45 lb-ft)	
28	88551011	8	LOCKWASHER, 3/8	
29	90027906	2	ELBOW, 90 DEGREE	
30	2220371	1	CONNECTOR, (includes item 31)	
31	88591204	1	O-RING	
32		Ref	HYDROSTATIC TRANSMISSION, (see Figure 9-8 for details)	
33	91053020	1	MINI-CHECK, (includes item 34)	
34	91054002	1	VITON O-RING, (lubricate lightly)	
35	88662103	1	ELBOW, 90 DEGREE, (swivel nut)	
36	2220415	1	CONNECTOR, (includes item 37)	
37	88591202	1	O-RING	
38	91083222	1	ELBOW, 90 DEGREE, (swivel nut)	
39	88201112	2	HEX HD CAPSCREW, 3/4-10X2-1/4, GR5, (torque to 240-265 lb-ft)	
40	90027473	2	HARDENED WASHER, 3/4	
41	91163011	1	PUMP MOUNT & COUPLING	
42	83191006	7	HEX HD CAPSCREW, M10X1-1/2X40, (torque to 38-48 lb-ft)	
43	83191013	7	LOCKWASHER, M10	
44	77133089	1	MINI-CHECK, (includes item 45)	
45	83763056	1	VITON O-RING, (lubricate lightly)	
46	91403523	1	SPECIAL FITTING	
47	2220497	1	STRAIGHT THREAD CONNECTOR	



ENGINE & ATTACHING PARTS

S/N 0160001921 thru 0160003058
excluding 0160002657

Figure 4-2 Engine Assembly, RH View (Continued)

Item	Part Number	Qty.	Description	Rev.
48		Ref	TRACTION LOCK VALVE, (see Figure 9-14 for details)	
49	91406112	1	FLOW DIVIDER BRACKET	
50	2220635	1	SWIVEL NUT RUN TEE, 3/8, TUBE	
51	2220371	2	CONNECTOR, (includes item 52)	
52	88591204	2	O-RING	
53	88662105	1	ELBOW, 90 DEGREE, (swivel nut)	
54	91163098	1	TUBE ASSY	
55	88201065	2	HEX HD CAPSCREW, 1/2-13X1, GR5	
56	88551013	2	LOCKWASHER, 1/2	
57	88561006	2	FLAT WASHER, 1/2	
58	24431386	1	SUPPORT CLAMP	
59	88551009	2	LOCKWASHER, 1/4	
60	88201003	2	HEX HD CAPSCREW, 1/4-20X3/4, GR5	
62	14403364	AR	LOCTITE® 242™	
63	14404043	AR	LOCTITE® 545™	



Figure 4-2 Engine Assembly, RH View (Continued)

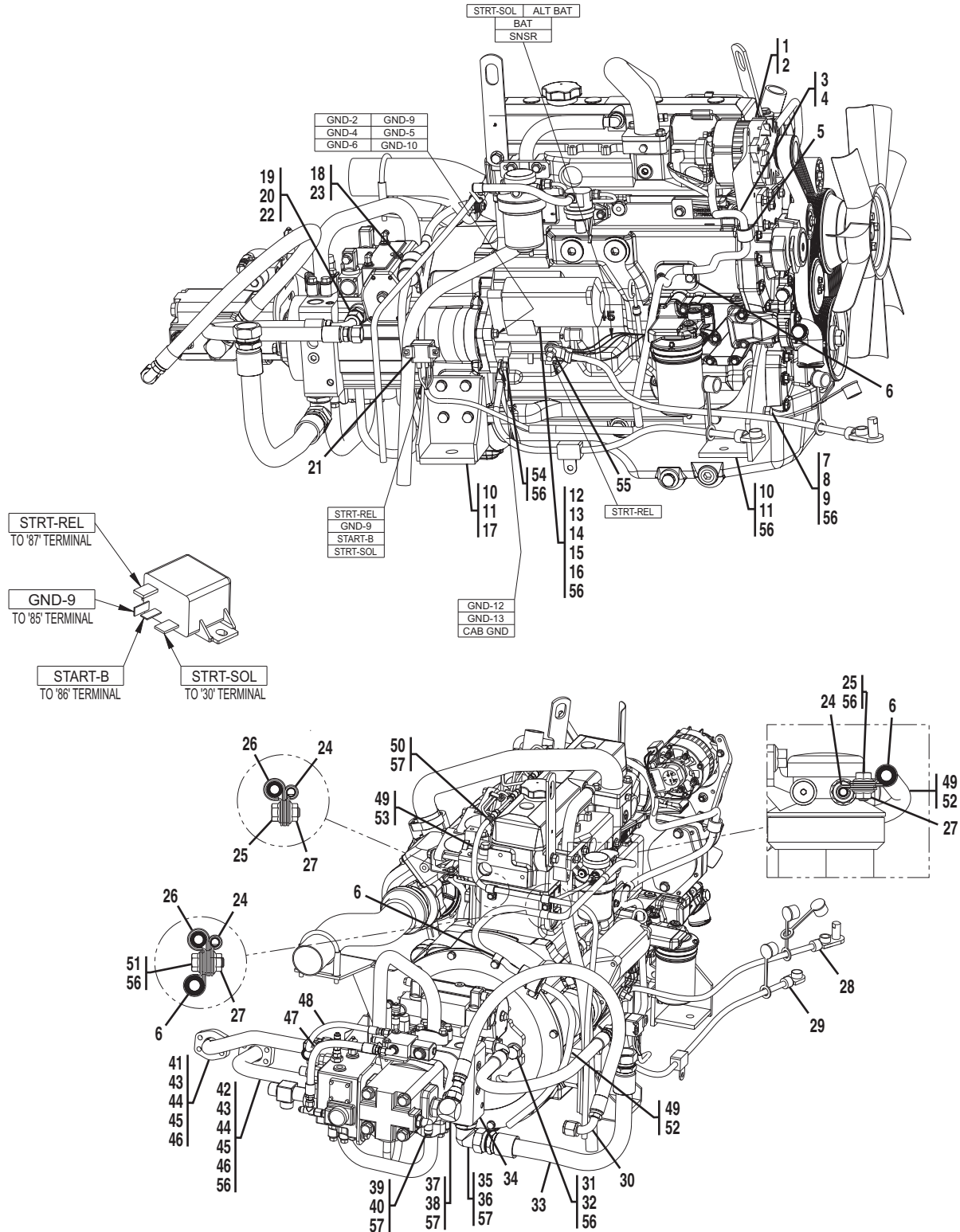
Item	Part Number	Qty.	Description	Rev.



ENGINE & ATTACHING PARTS

S/N 0160003213 & After
including 0160002657

Figure 4-2 Engine Assembly, RH View



NOTES:

1. USE LOCTITE® 242™, 14403364, ON ALL BOLT THREADS
2. USE LOCTITE® 545™, 14404043, ON ALL FITTINGS.



Figure 4-2 Engine Assembly, RH View

Item	Part Number	Qty.	Description	Rev.
	91415078	Ref	ENGINE ASSEMBLY, (includes items 1 thru 57, 60 thru 66 & 73 thru 83 on Figure 4-1 & all items on Figure 4-2)	N
1	1001108293	1	ALTERNATOR, (includes item 2)	
2	1001108291	1	REGULATOR	
3	90027187	6	NYLON TIE	
4		Ref	WIRING HARNESS, (see Figure 10-2 for details)	
5	80633013	1	SUPPORT CLAMP	
6	91143122	4	SUPPORT CLAMP	
7	83191043	2	HEX HD CAPSCREW, M16X2X30, (torque to 166-181 lb-ft)	
8	83783030	2	LOCKWASHER, M16	
9	91406027	1	RH FRONT ENGINE MOUNT	
10	83191032	5	HEX HD CAPSCREW, M12X1-3/4X35, (torque to 66-76 lb-ft)	
11	83191010	5	LOCKWASHER, M12	
12	91413104	Ref	STARTER, (Prestolite), (S/N 0160003213 thru 0160006643 including 0160002657, excluding 0160006494 & 0160006643), (no longer available, for service order kit 91415083), (see Figure 12-32 for details)	
	7026921	1	STARTER, (Denso), (S/N 0160006786 & After including 0160006494 & 0160006543)	
13	91414040	1	STARTER SOLENOID	
14	83191062	2	SOCKET HD CAPSCREW, M10X1-1/2X40, (torque to 38-48 lb-ft)	
15	83191040	1	SOCKET HD CAPSCREW, M10X1-1/2X30, (top inner mtg hole)	
16	83191013	3	LOCKWASHER, M10	
17	91406032	1	REAR ENGINE MOUNT	
18	91083218	1	FUEL STRAINER	
19	88591207	1	O-RING	
20	84719407	1	HOSE ASSY	
21	77383377	1	STARTER RELAY	
22	2220451	1	ADAPTER, (includes item 19)	
23	90028660	1	SUPPORT CLAMP	
24	91203039	3	SUPPORT CLAMP	
25	77143003	2	WHIZ-LOCK SCREW, 5/16-18X5/8	
26	24861170	2	SUPPORT CLAMP	
27	77143006	3	WHIZ-LOCKNUT, 5/16-18	
28		Ref	POSITIVE BATTERY CABLE, (see Figure 10-1 for details)	
29		Ref	NEGATIVE BATTERY CABLE, (see Figure 10-1 for details)	
30	84719468	1	HOSE ASSY	
31	88201112	2	HEX HD CAPSCREW, 3/4-10X2-1/4, GR5, (torque to 240-265 lb-ft)	
32	90027473	2	HARDENED WASHER, 3/4	
33	84719593	1	HOSE ASSY	
34		Ref	HYDROSTATIC TRANSMISSION, (see Figure 9-8 for details)	
35	88662070	1	ELBOW, 90 DEGREE, (includes item 36)	
36	88591210	1	O-RING	
37	2131216	1	ELBOW, 90 DEGREE, (includes item 38)	
38	88591209	1	O-RING	
39	2220671	1	ELBOW, 90 DEGREE, (includes item 40)	
40	88591206	1	O-RING	
41	91413005	1	HYDRAULIC TUBE	
42	91403556	1	HYDRAULIC TUBE	
43	88551012	8	LOCKWASHER, 7/16	



ENGINE & ATTACHING PARTS

S/N 0160003213 & After
including 0160002657

Figure 4-2 Engine Assembly, RH View (Continued)

Item	Part Number	Qty.	Description	Rev.
44	83201135	8	HEX HD CAPSCREW, 7/16-14X1-1/2	
45	84712738	4	CLAMP HALF	
46	91083106	2	O-RING	
47	77133201	1	HOSE ASSY	
48	84719408	1	HOSE ASSY	
49	86883106	4	HOSE CLAMP	
50	80373025	1	PUSH LOCK FITTING	
51	0791506	1	WHIZ-LOCK SCREW, 5/16-18X3/4	
52	2750532	114 in	FUEL LINE, 3/8 I.D.	
53	2720058	100 in	FUEL LINE, 5/16 I.D.	
54	5251016	1	HEX FLANGE SCREW, 10-15X40mm	
55	3291201	1	HEX NUT, 12mm-1-3/4	
56	14403364	AR	LOCTITE® 242™	
57	14404043	AR	LOCTITE® 545™	



Figure 4-2 Engine Assembly, RH View (Continued)

Item	Part Number	Qty.	Description	Rev.



ENGINE & ATTACHING PARTS

S/N 0189001 thru 0189345 &
0160000230 thru 0160003058
excluding 0160002657

Figure 4-3 John Deere Engine

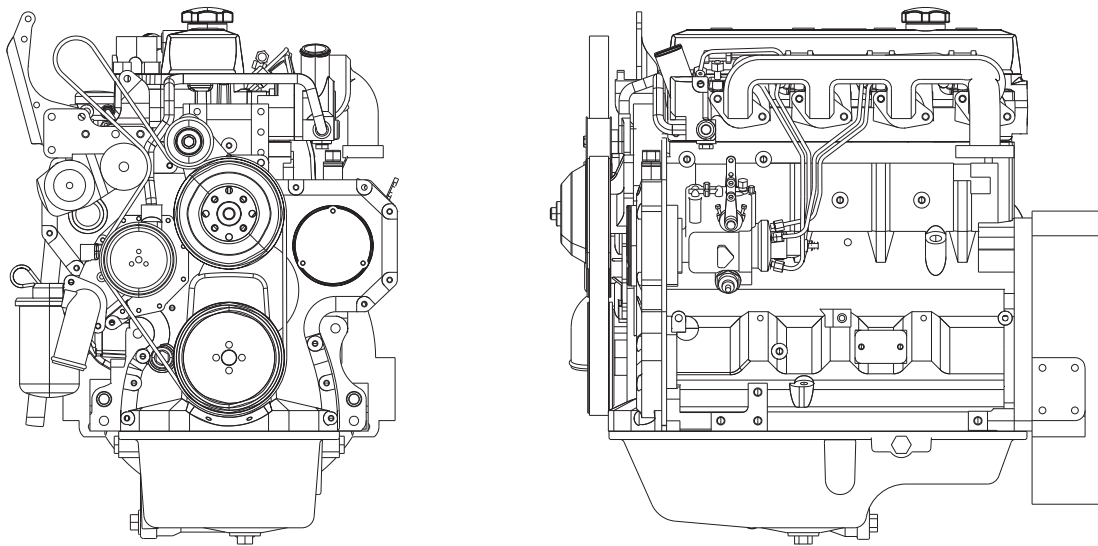




Figure 4-3 John Deere Engine

Item	Part Number	Qty.	Description	Rev.
	91403030	1	JOHN DEERE ENGINE, (includes all items)	E
	91404219	1	GASKET OVERHAUL KIT	
	91404220	1	ENGINE CYLINDER HEAD GASKET	
	91404221	1	BOLT, BELT TENSIONER	
	91404222	1	SCREW, BELT TENSIONER	
	91404223	1	SHEAVE, BELT TENSIONER	
	91404224	1	OIL COOLER	
	91404225	1	GASKET, OIL COOLER	
	91404226	1	GASKET, OIL COOLER	
	91404227	2	O-RING, OIL COOLER	
	91404228	2	O-RING, OIL COOLER	
	91404229	1	O-RING, WATER PUMP INLET	
	91404230	1	KIT, WATER PUMP INLET	
	70023425	1	SEAL, FRONT MAIN SEAL	
	91404232	1	GASKET, WATER PUMP	
	91404233	1	WATER PUMP	
	70024392	1	PULLEY, WATER PUMP	
	91404451	1	WATER TEMPERATURE SENDER	
	91404234	4	GASKET, EXHAUST MANIFOLD	
	91404235	1	PULLEY, FAN	
	91404236	1	SCREW, FAN PULLEY	
	91404237	1	SPACER, FAN PULLEY	
	91404238	1	SLEEVE, FAN PULLEY	
	91404239	1	BEARING HOUSING WITH BEARING	
	7026927	1	GASKET, THERMOSTAT	
	91404241	3	PLUG, OIL PAN	
	91404242	1	GASKET, OIL PAN	
	91404243	2	O-RING, OIL PAN	
	91404244	1	SEAL, INJECTOR	
	91404245	1	VALVE, INJECTOR	
	91404246	1	STEEL, INJECTOR	
	91404247	1	O-RING, INJECTOR	
	91404249	1	INJECTION NOZZLE	
	91404250	1	FLYWHEEL, WITH RING GEAR	
	91404251	1	SEAL, REAR MAIN	
	91404252	1	PULLEY, MAIN	
	91404253	2	GASKET, OIL FILLER	
	91404254	1	PACKING, VALVE COVER NUT	
	91404255	1	PACKING, FILLER CAP	
	91404256	4	PLUG, VALVE COVER	
	91404257	1	GASKET, VALVE COVER	
	91404258	1	FILLER CAP, VALVE COVER	
	91404259	4	O-RING, VALVE COVER	
	91404260	1	COOLANT, PRE-MIX, (2.5 gal)	
	91404261	1	COOLANT CONDITIONER	
	91404262	1	FUEL TRANSFER PUMP	
	91404263	1	THERMOSTAT	
	91404264	1	THERMOSTAT COVER SEAL	
	91474629	1	ALTERNATOR BRACKET	



ENGINE & ATTACHING PARTS

S/N 0189001 thru 0189345 &
0160000230 thru 0160003058
excluding 0160002657

Figure 4-3 John Deere Engine (Continued)

Item	Part Number	Qty.	Description	Rev.
	91474630	1	ALTERNATOR SUPPORT	
	91474631	1	ALTERNATOR STRAP	

S/N 0189001 thru 0189345 &
0160000230 thru 0160003058
excluding 0160002657

ENGINE & ATTACHING PARTS



Figure 4-3 John Deere Engine (Continued)

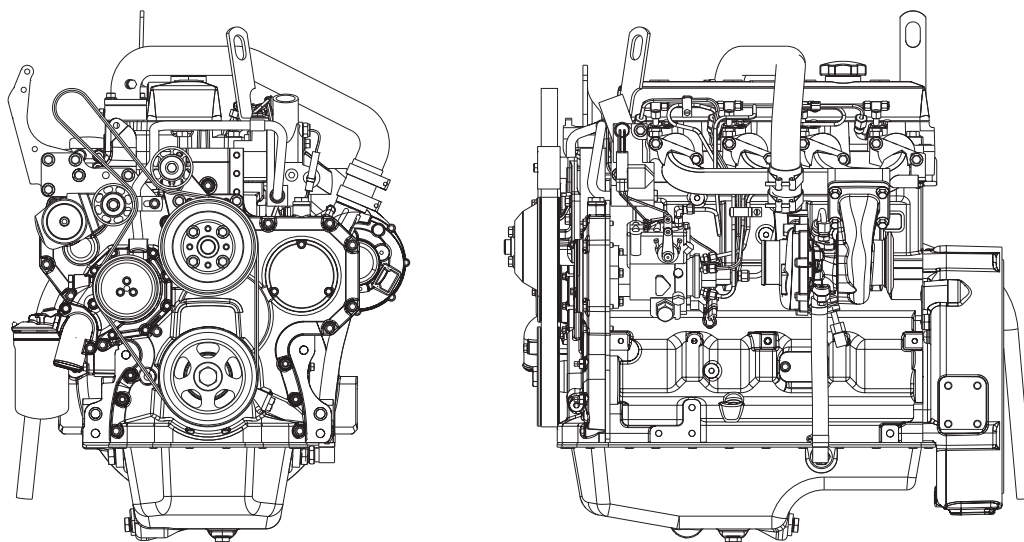
Item	Part Number	Qty.	Description	Rev.



ENGINE & ATTACHING PARTS

S/N 0160003213 thru 0160006643
including 0160002657
excluding 0160006494 & 0160006543

Figure 4-3 John Deere Engine



S/N 0160003213 thru 0160006643
including 0160002657
excluding 0160006494 & 0160006543

ENGINE & ATTACHING PARTS



Figure 4-3 John Deere Engine

Item	Part Number	Qty.	Description	Rev.
	91413134	1	JOHN DEERE ENGINE, 99HP, (includes all items)	C
	91404257	1	GASKET, VALVE COVER	
	91404256	4	PLUG, VALVE COVER	
	91404259	4	O-RING, VALVE COVER PLUG	
	91404258	1	FILLER CAP, VALVE COVER, (includes Packing)	
	91404255	1	PACKING, FILLER CAP	
	91404253	2	GASKET, OIL FILLER	
	91404251	1	SEAL, REAR MAIN	
	91404250	1	FLYWHEEL, (includes Ring Gear)	
	80374031	1	RING GEAR	
	91514256	1	FUEL PUMP	
	7026919	1	GASKET, AIR INLET	
	7026918	1	GASKET, AIR INLET	
	91404242	1	GASKET, OIL PAN	
	80374037	1	O-RING, OIL PUMP INTAKE	
	7026927	1	GASKET, THERMOSTAT COVER	
	7026920	1	THERMOSTAT	
	91404086	1	BELT	
	91404234	4	GASKET, EXHAUST MANIFOLD	
	91404004	1	FUEL FILTER ELEMENT	
	80374054	1	KIT, FUEL FILTER	
	80374050	1	SEAL KIT, FUEL FILTER	
	91404262	1	FUEL PUMP, (includes o-ring)	
	7026923	1	O-RING, FUEL PUMP	
	91404085	1	DIPSTICK	
	91554032	1	DIPSTICK TUBE	
	91404233	1	WATER PUMP	
	91404232	1	GASKET, WATER PUMP	
	91404264	1	GASKET, WATER PUMP	
	70023425	1	SEAL, FRONT MAIN	
	91514260	1	GASKET, FRONT MAIN	
	91514257	1	O-RING, FRONT MAIN COVER	
	91514258	1	OIL PUMP	
	91404220	1	GASKET, CYLINDER HEAD	
	91404229	1	O-RING, WATER PUMP INLET	
	91404224	1	OIL COOLER	
	91404225	1	GASKET, OIL COOLER	
	91404226	1	GASKET, OIL COOLER	
	91514259	1	TURBOCHARGER	
	91404267	1	GASKET, TURBOCHARGER	
	91404265	1	GASKET, TURBOCHARGER	
	91534005	1	OIL FILTER	
	80374036	1	GASKET, OIL FILTER	
	91474506	1	DRAIN PLUG, OIL FILTER HEAD, (includes o-ring)	
	80374020	1	O-RING, DRAIN PLUG	
	91404221	1	BOLT, BELT TENSIONER	
	91404222	1	SCREW, BELT TENSIONER	
	91404223	1	SHEAVE, BELT TENSIONER	
	91474629	1	ALTERNATOR BRACKET	



ENGINE & ATTACHING PARTS

S/N 0160003213 thru 0160006643
including 0160002657
excluding 0160006494 & 0160006543

Figure 4-3 John Deere Engine (Continued)

Item	Part Number	Qty.	Description	Rev.
	91474630	1	ALTERNATOR SUPPORT	
	91474631	1	ALTERNATOR STRAP	

S/N 0160003213 thru 0160006643
including 0160002657
excluding 0160006494 & 0160006543

ENGINE & ATTACHING PARTS



Figure 4-3 John Deere Engine (Continued)

Item	Part Number	Qty.	Description	Rev.



ENGINE & ATTACHING PARTS

S/N 0160006706 & After
including 0160006494 & 0160006543

Figure 4-3 John Deere Engine

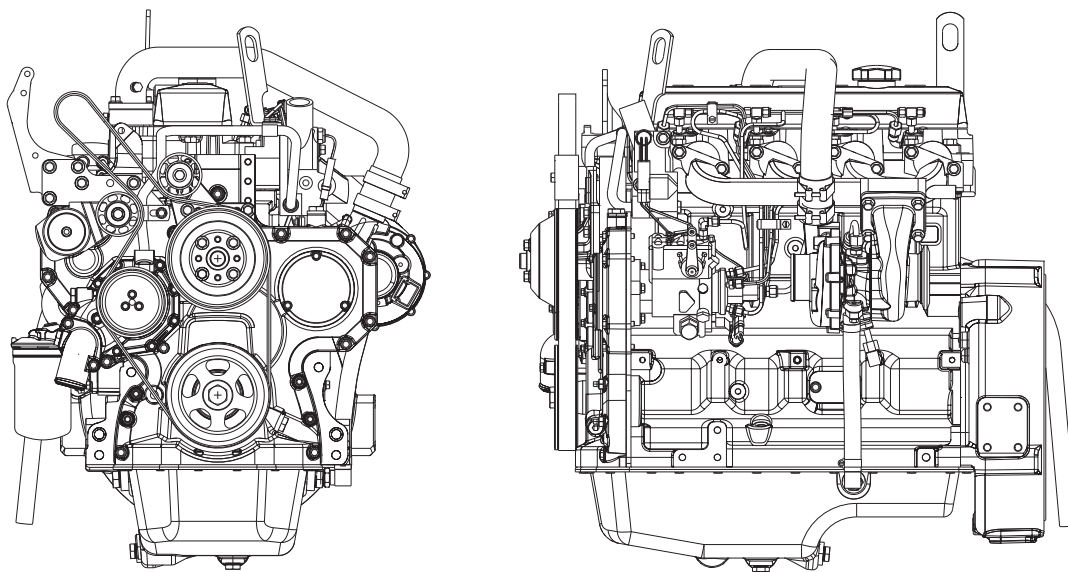




Figure 4-3 John Deere Engine

Item	Part Number	Qty.	Description	Rev.
	91413145	1	JOHN DEERE ENGINE, 99HP, (includes all items)	B
	91404257	1	GASKET, VALVE COVER	
	91404256	4	PLUG, VALVE COVER	
	91404259	4	O-RING, VALVE COVER PLUG	
	91404258	1	FILLER CAP, VALVE COVER, (includes Packing)	
	91404255	1	PACKING, FILLER CAP	
	91404253	2	GASKET, OIL FILLER	
	91404251	1	SEAL, REAR MAIN	
	91404250	1	FLYWHEEL, (includes Ring Gear)	
	80374031	1	RING GEAR	
	91514256	1	FUEL PUMP	
	7026919	1	GASKET, AIR INLET	
	7026918	1	GASKET, AIR INLET	
	91404242	1	GASKET, OIL PAN	
	80374037	1	O-RING, OIL PUMP INTAKE	
	7026927	1	GASKET, THERMOSTAT COVER	
	7026920	1	THERMOSTAT	
	91404086	1	BELT	
	91404234	4	GASKET, EXHAUST MANIFOLD	
	91404004	1	FUEL FILTER ELEMENT	
	80374054	1	KIT, FUEL FILTER	
	80374050	1	SEAL KIT, FUEL FILTER	
	91404262	1	FUEL PUMP, (includes o-ring)	
	7026923	1	O-RING, FUEL PUMP	
	91404085	1	DIPSTICK	
	91554032	1	DIPSTICK TUBE	
	91404233	1	WATER PUMP	
	91404232	1	GASKET, WATER PUMP	
	91404264	1	GASKET, WATER PUMP	
	70023425	1	SEAL, FRONT MAIN	
	91514260	1	GASKET, FRONT MAIN	
	91514257	1	O-RING, FRONT MAIN COVER	
	91514258	1	OIL PUMP	
	91404220	1	GASKET, CYLINDER HEAD	
	91404229	1	O-RING, WATER PUMP INLET	
	91404224	1	OIL COOLER	
	91404225	1	GASKET, OIL COOLER	
	91404226	1	GASKET, OIL COOLER	
	91514259	1	TURBOCHARGER	
	91404267	1	GASKET, TURBOCHARGER	
	91404265	1	GASKET, TURBOCHARGER	
	91534005	1	OIL FILTER	
	80374036	1	GASKET, OIL FILTER	
	91474506	1	DRAIN PLUG, OIL FILTER HEAD, (includes o-ring)	
	80374020	1	O-RING, DRAIN PLUG	
	91404221	1	BOLT, BELT TENSIONER	
	91404222	1	SCREW, BELT TENSIONER	
	91404223	1	SHEAVE, BELT TENSIONER	
	7026921	1	STARTER	



ENGINE & ATTACHING PARTS

S/N 0160006706 & After
including 0160006494 & 0160006543

Figure 4-3 John Deere Engine (Continued)

Item	Part Number	Qty.	Description	Rev.
	91474629	1	ALTERNATOR BRACKET	
	91474630	1	ALTERNATOR SUPPORT	
	91474631	1	ALTERNATOR STRAP	

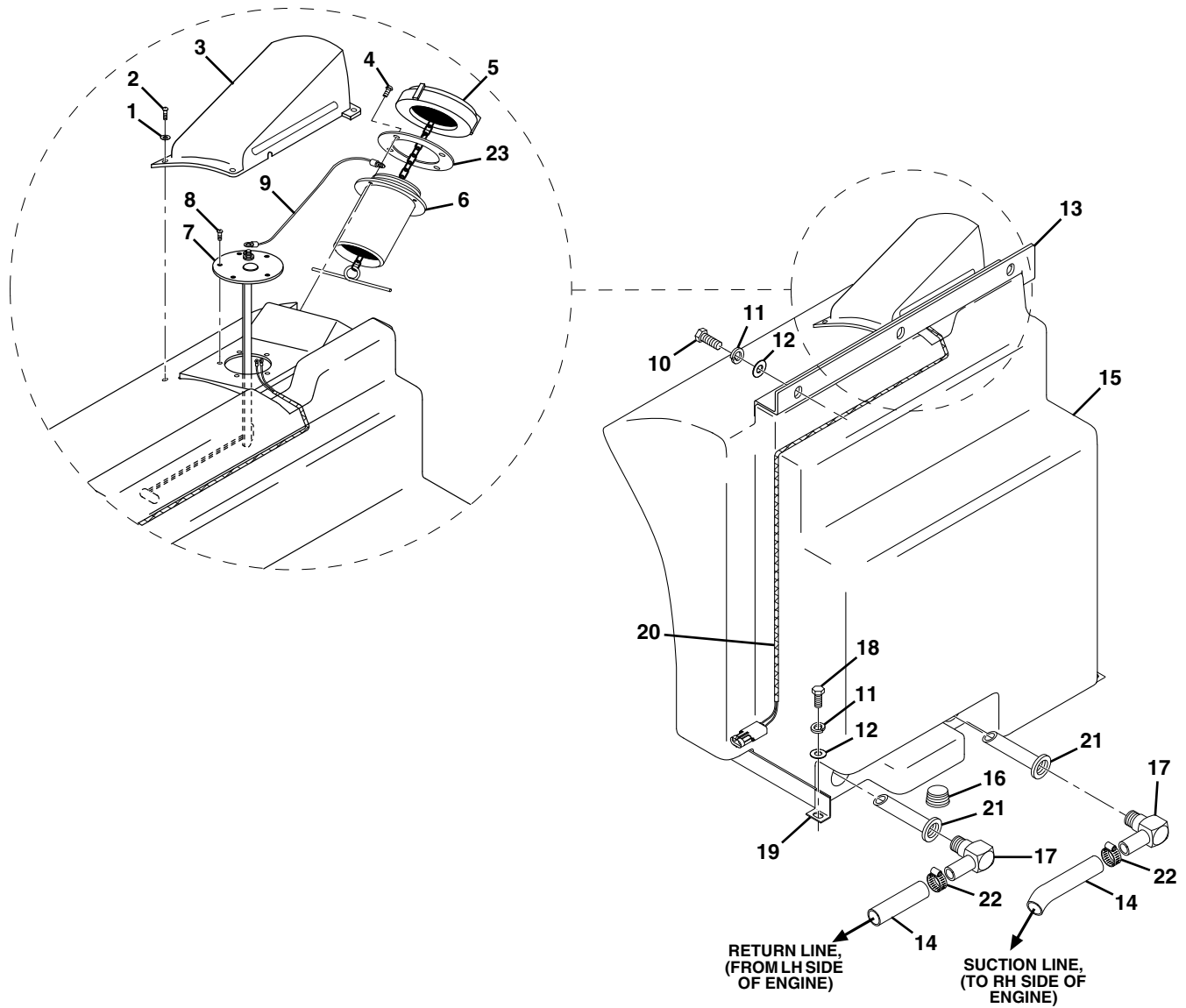


Figure 4-3 John Deere Engine (Continued)

Item	Part Number	Qty.	Description	Rev.



Figure 4-4 Fuel Tank & Lines



PAP23340



Figure 4-4 Fuel Tank & Lines

Item	Part Number	Qty.	Description	Rev.
	91405042	1	FUEL TANK ASSY, (not available to order, see items 4 thru 9, 15, 20 & 23)	K
1	88561003	4	FLAT WASHER, 5/16	
2	88261024	4	SOCKET BUTTON HD CAPSCREW, 5/16-18X1	
3	91403254	1	FUEL TANK HOOD	
4	88261014	4	SOCKET BUTTON HD CAPSCREW, 1/4-20X1/2	
5	91403513	1	FUEL TANK CAP, (with chain)	
	91403514	1	LOCKING FUEL TANK CAP, (optional), (includes key)	
	91404443	1	KEY	
6	91403524	1	FILLER NECK	
7	91403609	1	FUEL LEVEL SENDER	
8	88301191	5	ROUND HD MACHINE SCREW, #10-32X3/8	
9	91401581	1	JUMPER WIRE, (Before S/N 0160001777)	
10	88201036	3	HEX HD CAPSCREW, 3/8-16X1-1/4, GR5	
11	88561004	5	FLAT WASHER, 3/8	
12	88551011	5	LOCKWASHER, 3/8	
13	91401198	1	FUEL TANK HOLD DOWN	
14		Ref	FUEL LINE, 5/16 ID	
15	91403176	1	FUEL TANK, (includes item 21)	
16	88711283	1	HEX SOCKET PIPE PLUG, 1/2	
17	1001113251	2	ELBOW, 90 DEGREE	
18	88201035	2	HEX HD CAPSCREW, 3/8-16X1, GR5	
19	91416014	1	FUEL TANK STRAP WELDMENT	
20	91403437	1	FUEL GAUGE HARNESS	
21	91404068	2	PICK-UP TUBE, 6 IN	
22	86883106	2	HOSE CLAMP	
23	3960616	1	GASKET, FILLER NECK	



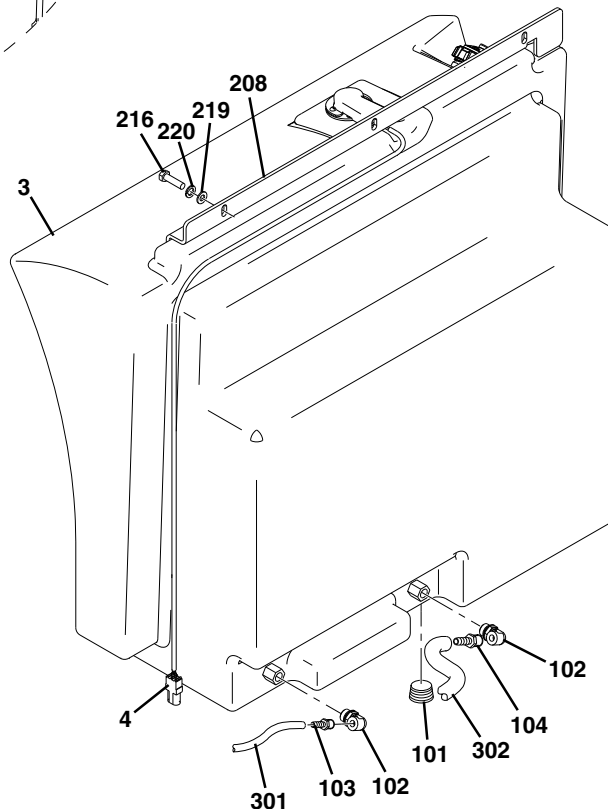
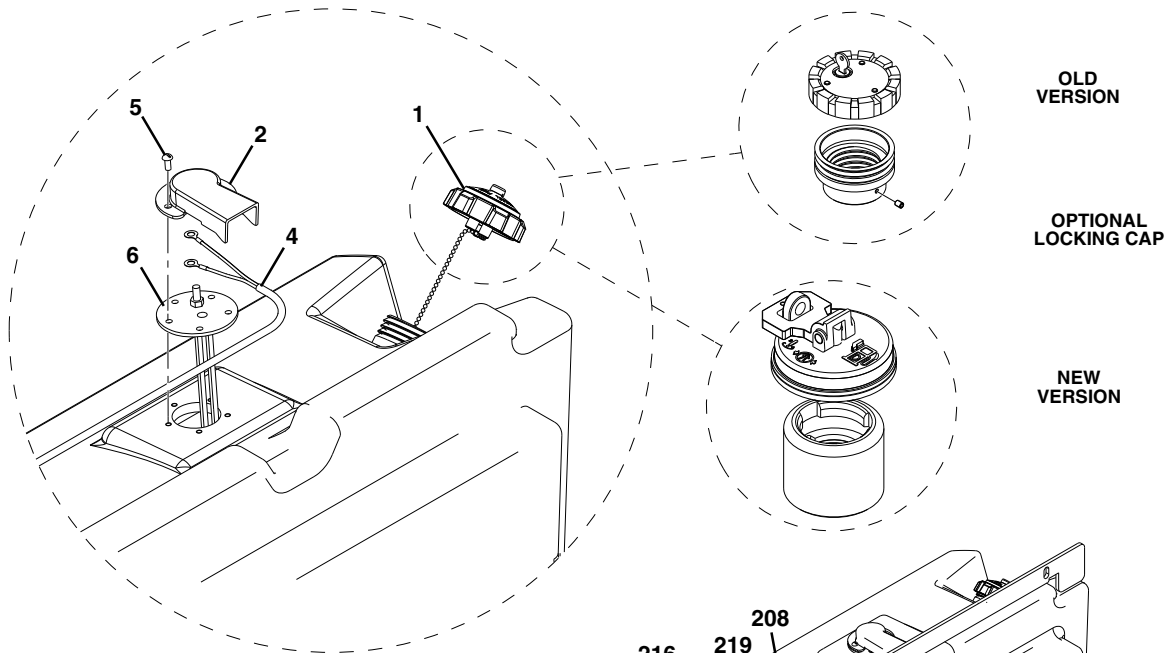
ENGINE & ATTACHING PARTS

S/N 0160020156 & After

Figure 4-4 Fuel Tank & Lines

NOTE: WHEN USING FUEL CAP ADAPTER KIT, 2902446 OR OLD VERSION LOCKING CAP

1. COAT ALL THREADS OF ADAPTER (ITEM 301) & SET SCREWS (ITEM 303) WITH LOCTITE® 641™ (14404978) BEFORE INSTALLING FILLER NECK ADAPTER.
2. HAND TIGHTEN SET SCREWS JUST UNTIL RESISTANCE IS FELT. OVERTIGHTENED SCREWS WILL DISTORT PLASTIC THREADS.



NOTE: NEW VERSION

1. APPLY LOCTITE® 30512™ (0100093) ON ALL ADAPTER THREADS UP TO GASKET START AT BOTTOM OF THE THREADS, 360 DEGREE. AIR DRY FOR 3 TO 4 MINUTES ON BOTH MATING PARTS.
2. APPLY 1/2 IN. ALL THE WAY AROUND THE FILLER NECK THREADS. APPLY THE ADAPTER TO THE FILLER NECK ON THE TANK.
3. ONCE ASSEMBLED, NO FUEL SHOULD BE ADDED FOR 8 HOURS.

PAP23400



Figure 4-4 Fuel Tank & Lines

Item	Part Number	Qty.	Description	Rev.	
1	4400496	1	FUEL TANK ASSY, (includes items 2 thru 6)	E	
	1001093641	1	NON-LOCKING FUEL CAP, (if equipped)		
	2902446	Ref	LOCKING FUEL TANK CAP, (no longer available, use 1001102657 for replacement or the following five items for service)		
	0080272	1	FILLER NECK ADAPTER		
	1120591	1	CAP		
	3900140	2	SET SCREW, 1/4-20X3/8		
	14404978	AR	LOCTITE® 641™		
	8342813	1	KEY		
	1001102657	1	LOCKING FUEL TANK CAP, (if equipped)		
	1001001422	1	FILLER NECK ADAPTER		
	1001080707	1	CAP		
	0100093	AR	LOCTITE® 30512™		
	2	1671313	1		FUEL SENDER COVER
	3	4400490	1		FUEL TANK ASSY, (includes items 101 thru 104)
4	4923452	1	FUEL SENDER HARNESS		
5	88302192	5	ROUND HD SLOTTED MACHINE SCREW, #10-32X7/16		
6	91403609	1	FUEL LEVEL SENDER, (Before S/N 0160029741)		
	1001093388	1	FUEL LEVEL SENDER, (S/N 0160029741 & After)		
101	88711283	1	HEX SOCKET PIPE PLUG, 1/2		
102	1001113251	2	ELBOW, 90 DEGREE		
103	8420231	1	HOSE BARB FITTING		
104	8430007	1	HOSE BARB FITTING		
208	91401198	1	FUEL TANK HOLD DOWN		
210	91416014	1	FUEL TANK STRAP, (not shown)		
216	88201036	3	HEX HD CAPSCREW, 3/8-16X1-1/4, GR5		
219	88561004	5	FLAT WASHER, 3/8		
220	88551011	5	LOCKWASHER, 3/8		
221	88201035	2	HEX HD CAPSCREW, 3/8-16X1, GR5, (not shown)		
301		Ref	FUEL LINE, (see Figure 4-1 for details)		
302		Ref	FUEL LINE, (see Figure 4-1 for details)		



ENGINE & ATTACHING PARTS

S/N 0189001 thru 0189345 &
0160000230 thru 0160003058
excluding 0160002657

Figure 4-5 Radiator Assembly

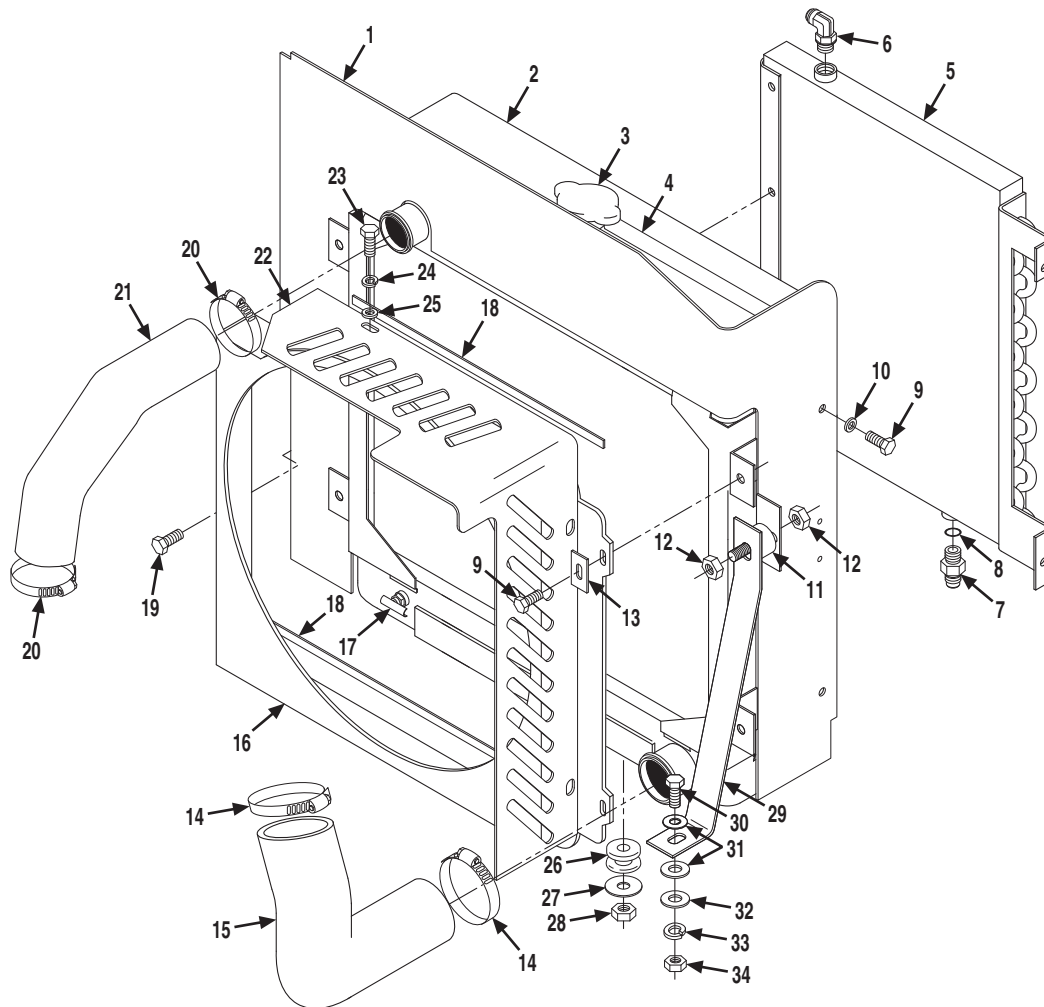




Figure 4-5 Radiator Assembly

Item	Part Number	Qty.	Description	Rev.
	91405003	1	RADIATOR ASSY, (includes items 1 thru 21)	L
1	91403403	1	AIR DAM	
2	91403141	1	RADIATOR, (includes items 3 & 4)	
3	91404008	1	RADIATOR CAP, 10 PSI	
4	NSS	38 in	OVERFLOW HOSE	
5	91403086	1	OIL COOLER	
6	83291198	1	ELBOW, 90 DEGREE	
7	2220376	1	CONNECTOR, (includes item 8)	
8	88591207	1	O-RING	
9	77143003	6	WHIZ-LOCK SCREW, 5/16-18X5/8	
10	88561003	2	FLAT WASHER, 5/16	
11	91033137	2	SHOCK MOUNT	
12	77143006	4	WHIZ-LOCKNUT, 5/16-18	
13	91143348	4	CLAMP BAR	
14	86883327	2	HOSE CLAMP	
15	91403096	1	LOWER RADIATOR HOSE	
16	91406090	1	FAN SHROUD	
17	84521056	1	DRAIN COCK	
18	90200755	38 in	GASKA-TAPE	
19	91123124	4	WHIZ-LOCK SCREW, 5/16-18X1/2	
20	85071128	2	HOSE CLAMP	
21	91403095	1	UPPER RADIATOR HOSE	
22	91401233	1	FAN GUARD	
23	88201017	3	HEX HD CAPSCREW, 5/16-18X5/8, GR5	
24	88551010	3	LOCKWASHER, 5/16	
25	88561108	3	FLAT WASHER, 5/16	
26	83683308	2	SHOCK MOUNT	
27	90205918	2	SPECIAL WASHER	
28	88521206	2	HEX LOCKNUT, 3/8-16	
29	91401322	1	RADIATOR SUPPORT BRACKET, (S/N 0189001 thru 0160001448)	
	91471108	1	RADIATOR SUPPORT BRACKET, (S/N 0160001470 thru 0160003058)	
30	88201036	1	HEX HD CAPSCREW, 3/8-16X1-1/4, GR5	
31	88561004	2	FLAT WASHER, 3/8	
32	90027470	1	HARDENED WASHER, 3/8	
33	88551011	1	LOCKWASHER, 3/8	
34	88501006	1	HEX NUT, 3/8-16	



Figure 4-5 Radiator Assembly

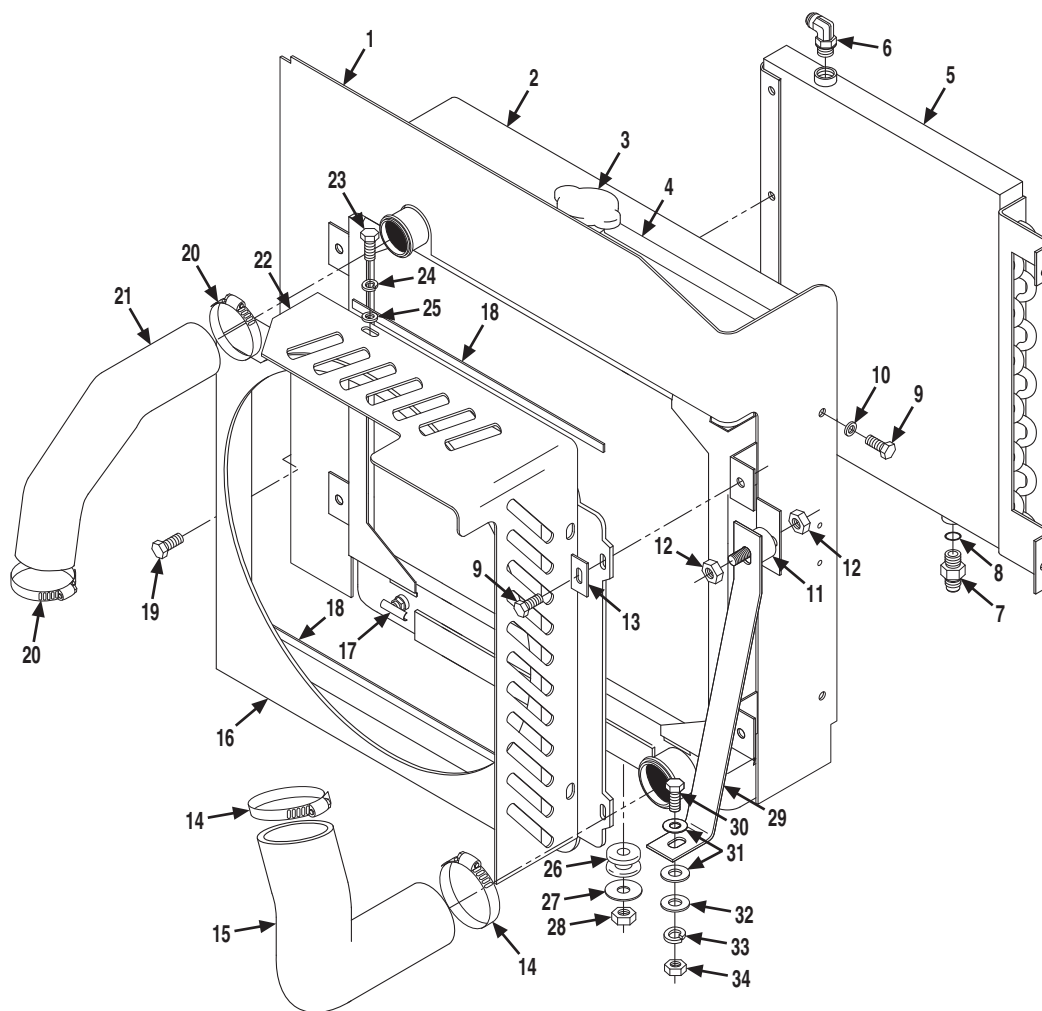




Figure 4-5 Radiator Assembly

Item	Part Number	Qty.	Description	Rev.
	91405010	1	RADIATOR ASSY, (includes items 1 thru 21)	K
1	91403403	1	AIR DAM	
2	91403142	1	RADIATOR, (includes items 3 & 4)	
3	91404008	1	RADIATOR CAP, 10 PSI	
4	NSS	38 in	OVERFLOW HOSE	
5	91403086	1	OIL COOLER	
6	2220664	1	ELBOW, 90 DEGREE	
7	2220376	1	ADAPTER, (includes item 8)	
8	88591207	1	O-RING	
9	77143003	6	WHIZ-LOCK SCREW, 5/16-18X5/8	
10	88561003	2	FLAT WASHER, 5/16	
11	91033137	2	SHOCK MOUNT	
12	77143006	4	WHIZ-LOCKNUT, 5/16-18	
13	91143348	4	CLAMP BAR	
14	86883327	2	HOSE CLAMP	
15	91403096	1	LOWER RADIATOR HOSE	
16	91406090	1	FAN SHROUD	
17	84521056	1	DRAIN COCK	
18	90200755	38 in	GASKA-TAPE	
19	91123124	4	WHIZ-LOCK SCREW, 5/16-18X1/2	
20	85071128	2	HOSE CLAMP	
21	91403095	1	UPPER RADIATOR HOSE	
22	91401233	1	FAN GUARD	
23	88201017	3	HEX HD CAPSCREW, 5/16-18X5/8, GR5	
24	88551010	3	LOCKWASHER, 5/16	
25	88561108	3	FLAT WASHER, 5/16	
26	83683308	2	SHOCK MOUNT	
27	90205918	2	SPECIAL WASHER	
28	88521206	2	HEX LOCKNUT, 3/8-16	
29	91471108	1	RADIATOR SUPPORT BRACKET	
30	88201036	1	HEX HD CAPSCREW, 3/8-16X1-1/4, GR5	
31	88561004	2	FLAT WASHER, 3/8	
32	90027470	1	HARDENED WASHER, 3/8	
33	88551011	1	LOCKWASHER, 3/8	
34	88501006	1	HEX NUT, 3/8-16	



Figure 4-6 Air Cleaner & Installation

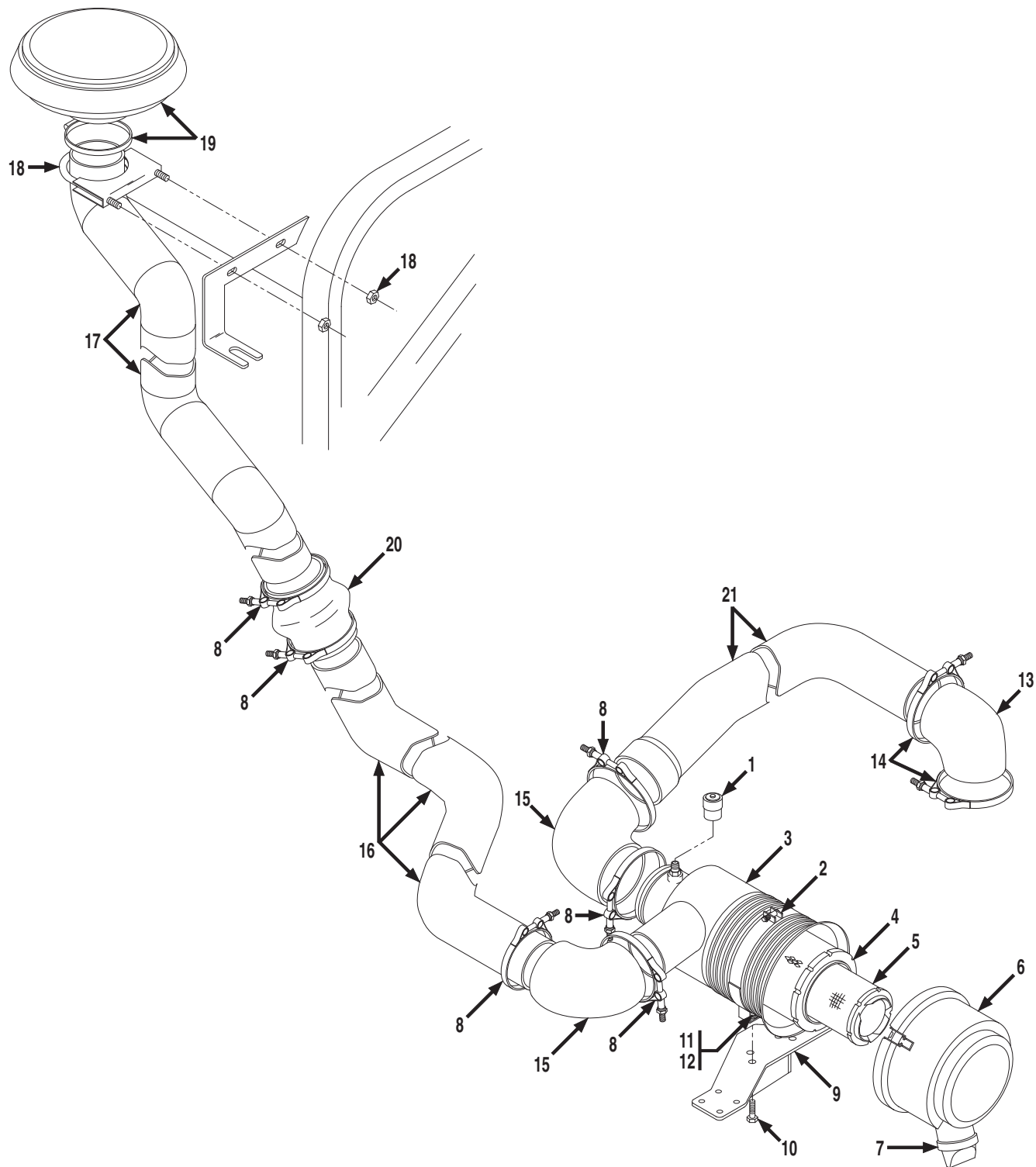




Figure 4-6 Air Cleaner & Installation

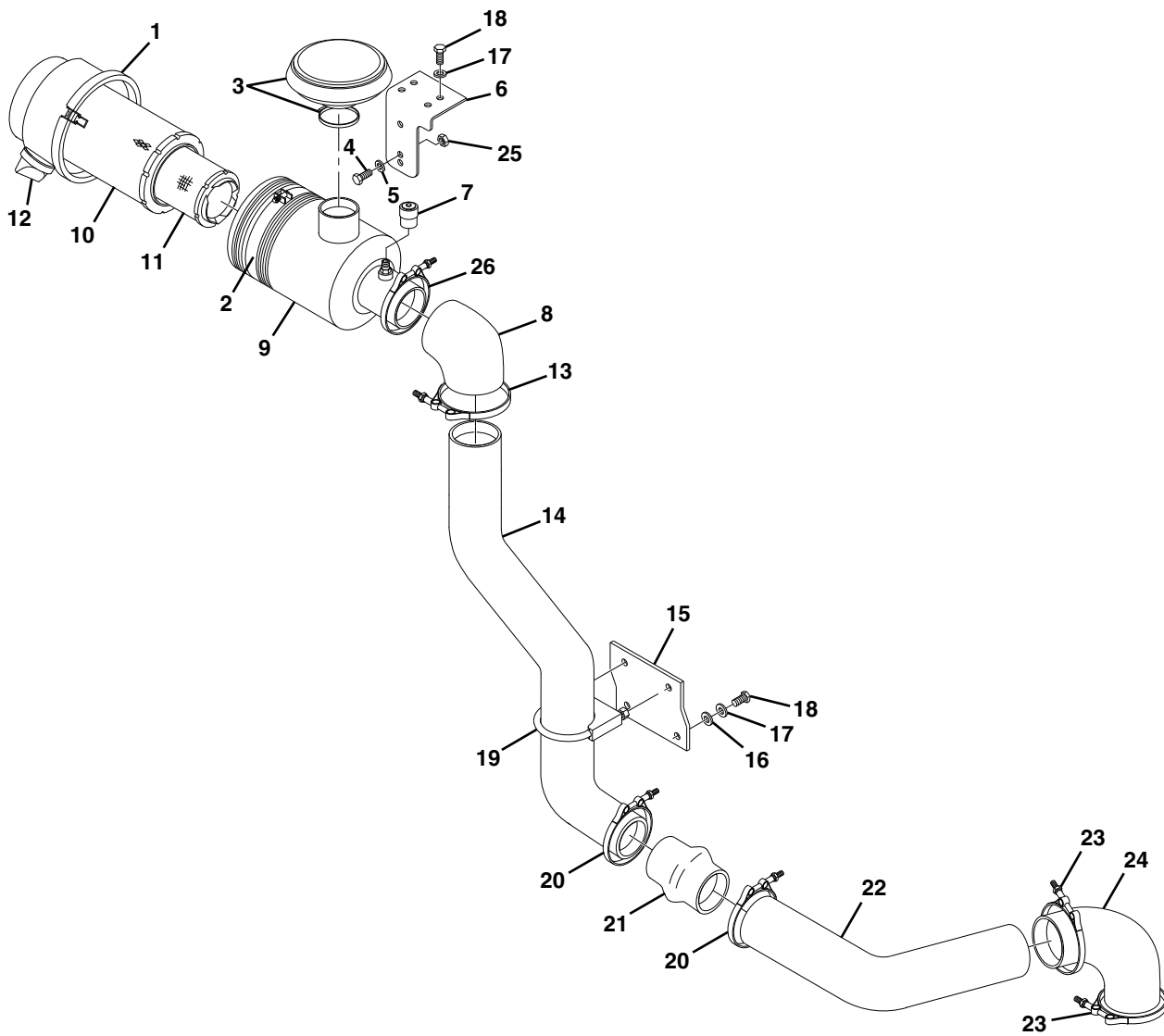
Item	Part Number	Qty.	Description	Rev.
	91405027	Ref	AIR CLEANER ASSY, (includes items 1 thru 7)	C
1	83671475	1	INDICATOR	
2	91403104	1	BAND CLAMP	
3	91403100	1	AIR CLEANER, (includes items 4 thru 7)	
4	91403102	1	ELEMENT, (outer)	
5	91403103	1	ELEMENT, (inner)	
6	91404007	1	COVER ASSY	
7	10733183	1	VACUATOR	
8	91163129	6	BAND CLAMP	
9		Ref	BRACKET, (see Figure 4-1 for details)	
10	88201020	2	HEX HD CAPSCREW, 5/16-18X1, GR5	
11	88561108	1	FLAT WASHER, 5/16	
12	88521205	2	HEX LOCKNUT, 5/16-18	
13	91413096	1	AIR INTAKE ELBOW	
14	90028488	2	BAND CLAMP	
15	91083128	2	RUBBER ELBOW, 90 DEGREE	
16	91403471	1	AIR INTAKE TUBE	
17	91403515	1	AIR INTAKE TUBE	
18	24921332	1	MUFFLER CLAMP	
19	91403512	1	AIR INTAKE HOOD, (includes clamp)	
20	91403244	1	STRAIGHT HUMP	
21	91403125	1	AIR INTAKE TUBE	



ENGINE & ATTACHING PARTS

S/N 0160001921 thru 0160003058
excluding 0160002657

Figure 4-6 Air Cleaner & Installation



PAP21950



Figure 4-6 Air Cleaner & Installation

Item	Part Number	Qty.	Description	Rev.
	91475046	Ref	AIR CLEANER ASSY, (includes items 1 thru 12, 25 & 26)	C
1	80274004	1	COVER ASSY	
2	80273011	1	BAND CLAMP	
3	91473100	1	AIR INTAKE HOOD, (includes clamp)	
4	88201018	2	HEX HD CAPSCREW, 5/16-18X3/4, GR5	
5	88551010	2	LOCKWASHER, 5/16	
6	91471181	1	BRACKET	
7	83671475	1	INDICATOR	
8	91083129	1	ELBOW, 90 DEGREE	
9	91403101	1	AIR CLEANER, (includes items 1 & 10 thru 12)	
10	80273010	1	OUTER ELEMENT	
11	80273042	1	INNER ELEMENT	
12	10733183	1	VACUATOR	
13	91163129	1	BAND CLAMP	
14	91473104	1	AIR INTAKE TUBE	
15	91471133	1	BRACKET	
16	88561004	2	FLAT WASHER, 3/8	
17	88551011	4	LOCKWASHER, 3/8	
18	88201033	4	HEX HD CAPSCREW, 3/8-16X3/4, GR5	
19	24921332	1	MUFFLER CLAMP	
20	91163129	2	BAND CLAMP	
21	91403244	1	STRAIGHT HUMP	
22	91473102	1	AIR INTAKE TUBE	
23	90028488	2	HOSE CLAMP	
24	91403240	1	RUBBER ELBOW	
25	77143006	2	WHIZ-LOCKNUT, 5/16-18	
26	91163137	1	BAND CLAMP	



Figure 4-6 Air Cleaner & Installation

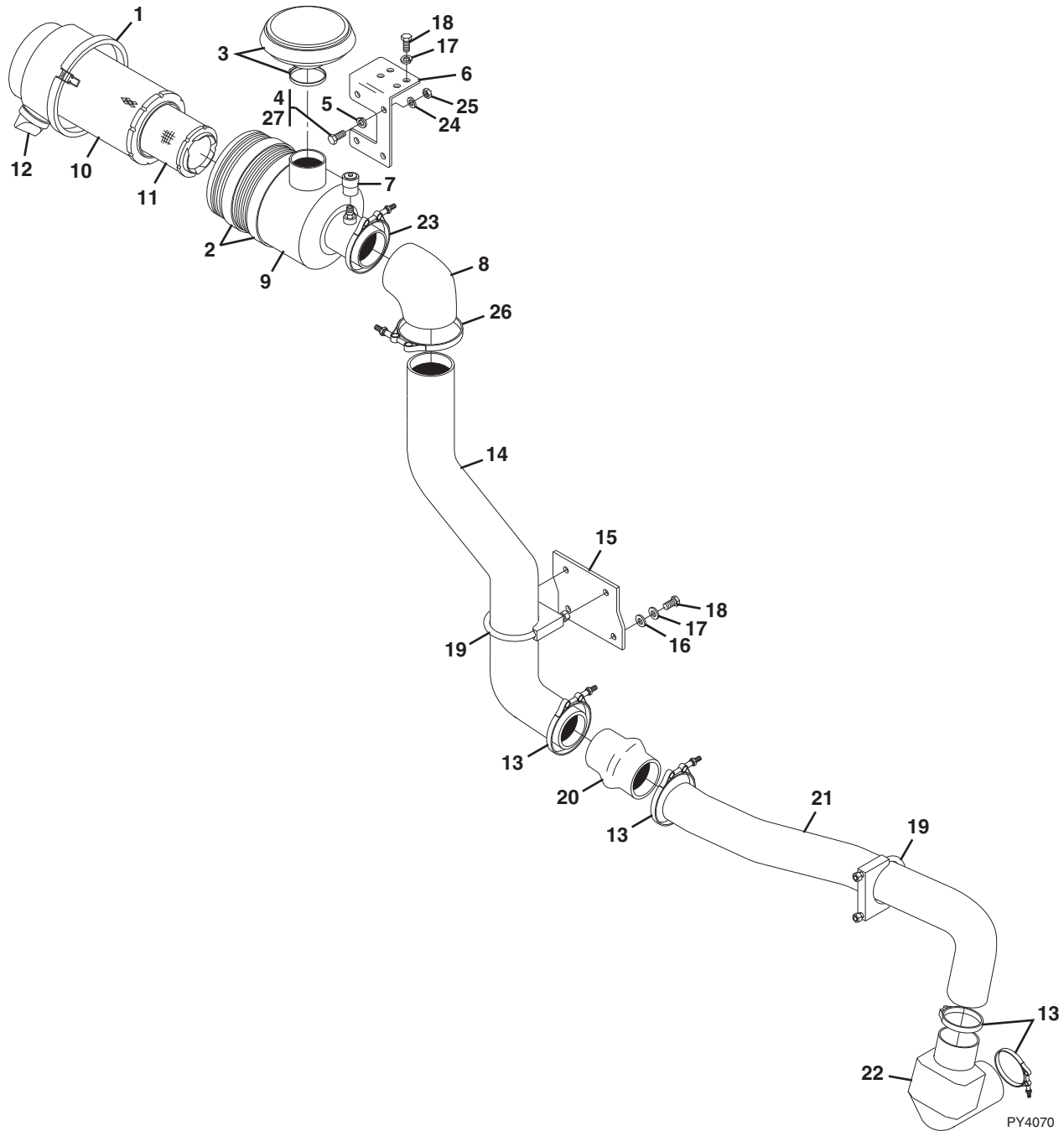


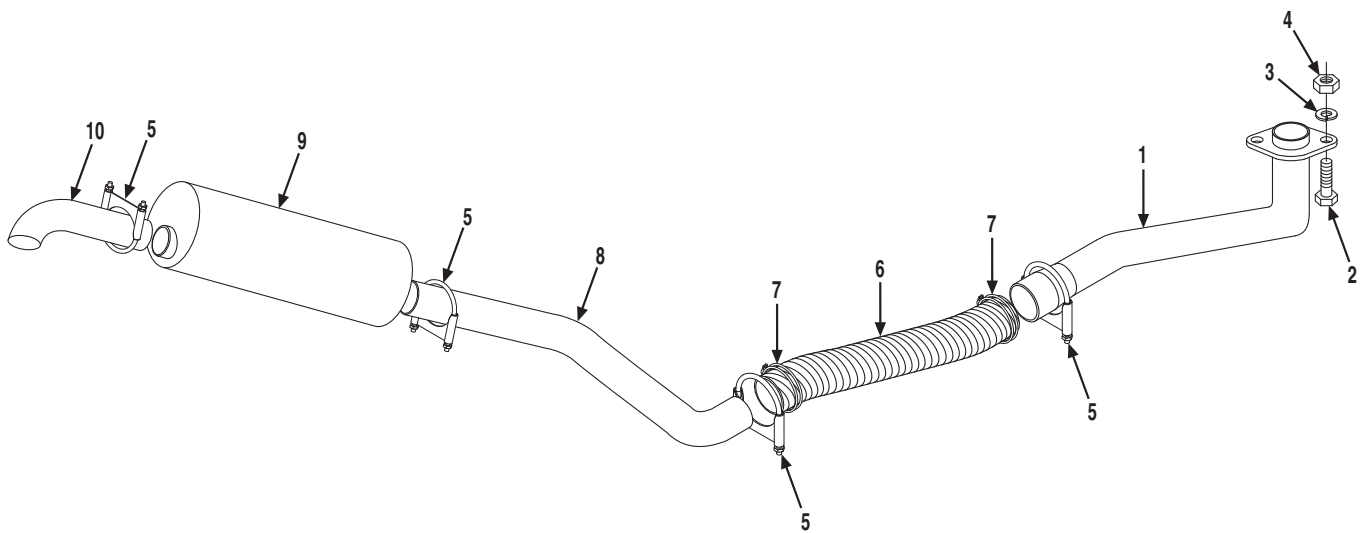


Figure 4-6 Air Cleaner & Installation

Item	Part Number	Qty.	Description	Rev.
	91515041	Ref	AIR CLEANER ASSY, (not available to order, see items 2 thru 9, 23 thru 25 & 27 for service)	B
1	91364023	1	COVER ASSY	
2	10268516	2	MOUNTING BAND	
3	8273257	1	AIR INLET HOOD, (includes clamp)	
4	88201021	4	HEX HD CAPSCREW, 5/16-18X1-1/4, GR5	
5	88551010	4	LOCKWASHER, 5/16	
6	91511144	1	MOUNTING BRACKET	
7	77383154	1	SERVICE INDICATOR	
8	91153007	1	ELBOW, 90 DEGREE	
9	8273029	1	AIR CLEANER, (includes items 1 & 10 thru 12)	
10	1101312	1	OUTER ELEMENT	
11	1101313	1	INNER ELEMENT	
12	80373094	1	VACUATOR	
13	91163129	4	BAND CLAMP	
14	91473104	1	AIR INTAKE TUBE	
15	91471133	1	INTAKE SUPPORT BRACKET	
16	4751600	2	FLAT WASHER, 3/8	
17	4761600	4	LOCKWASHER, 3/8	
18	0641606	4	HEX HD CAPSCREW, 3/8-16X3/4, GR5	
19	24921332	2	CLAMP	
20	91403244	1	STRAIGHT HUMP	
21	91473103	1	AIR INTAKE TUBE	
22	91083126	1	AIR INTAKE ELBOW	
23	77383790	1	BAND CLAMP	
24	88561108	4	FLAT WASHER, 5/16	
25	77143006	4	WHIZ-LOCKNUT, 5/16-18	
26	91163137	1	BAND CLAMP	
27	0100011	AR	LOCTITE® 242™	



Figure 4-7 Exhaust Installation



S/N 0189001 thru 0189345 &
0160000230 thru 0160003058
excluding 0160002657

ENGINE & ATTACHING PARTS



Figure 4-7 Exhaust Installation

Item	Part Number	Qty.	Description	Rev.
1	91403484	1	EXHAUST ELBOW	
2	88201038	2	HEX HD CAPSCREW, 3/8-16X1-3/4, GR5	
3	88551011	2	LOCKWASHER, 3/8	
4	88501006	2	HEX NUT, 3/8-16	
5	83683175	4	MUFFLER CLAMP	
6	91413031	1	FLEXIBLE TUBING	
7	91163268	2	FLEXIBLE TUBE CLAMP	
8	91403510	1	EXHAUST TUBE	
9	91083250	1	MUFFLER	
10	91403488	1	TAIL PIPE	



Figure 4-7 Exhaust Installation

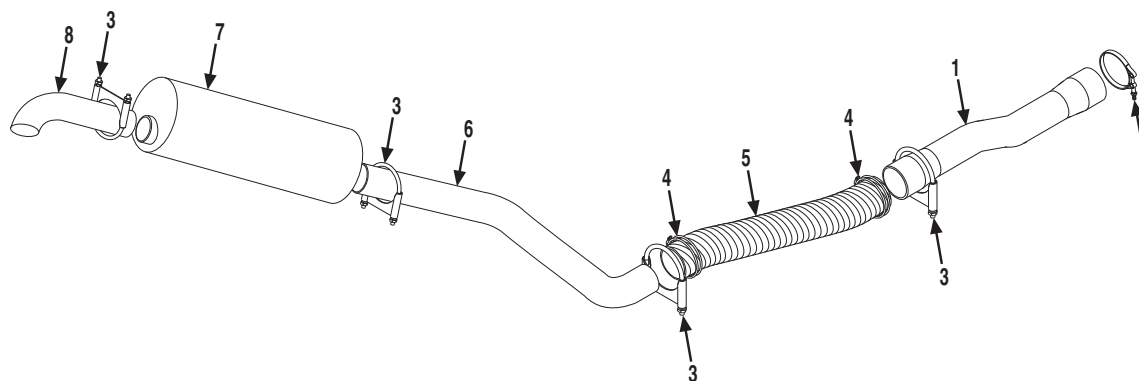




Figure 4-7 Exhaust Installation

Item	Part Number	Qty.	Description	Rev.
1	91403485	1	EXHAUST TUBE	
2	91403216	1	V-BAND CLAMP	
3	24921332	4	MUFFLER CLAMP	
4	91403601	2	FLEXIBLE TUBE CLAMP	
5	91413030	1	FLEXIBLE TUBING	
6	91403511	1	EXHAUST TUBE	
7	91163035	1	MUFFLER	
8	91403489	1	TAIL PIPE	



ENGINE & ATTACHING PARTS

This Page Intentionally Left Blank

SECTION 5 DRIVE TRAIN


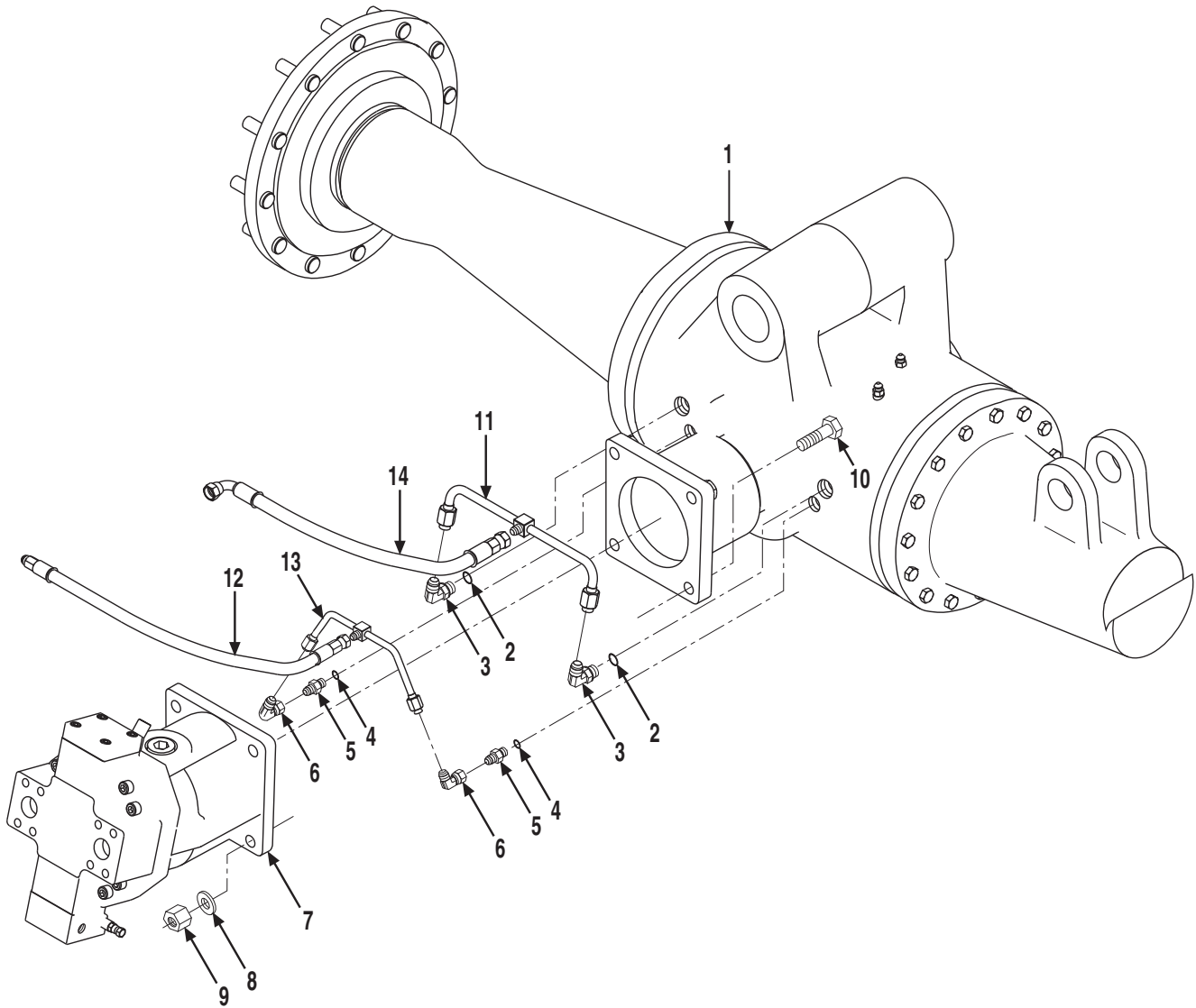




Figure 5-1 Front Axle Assembly - Rockwell




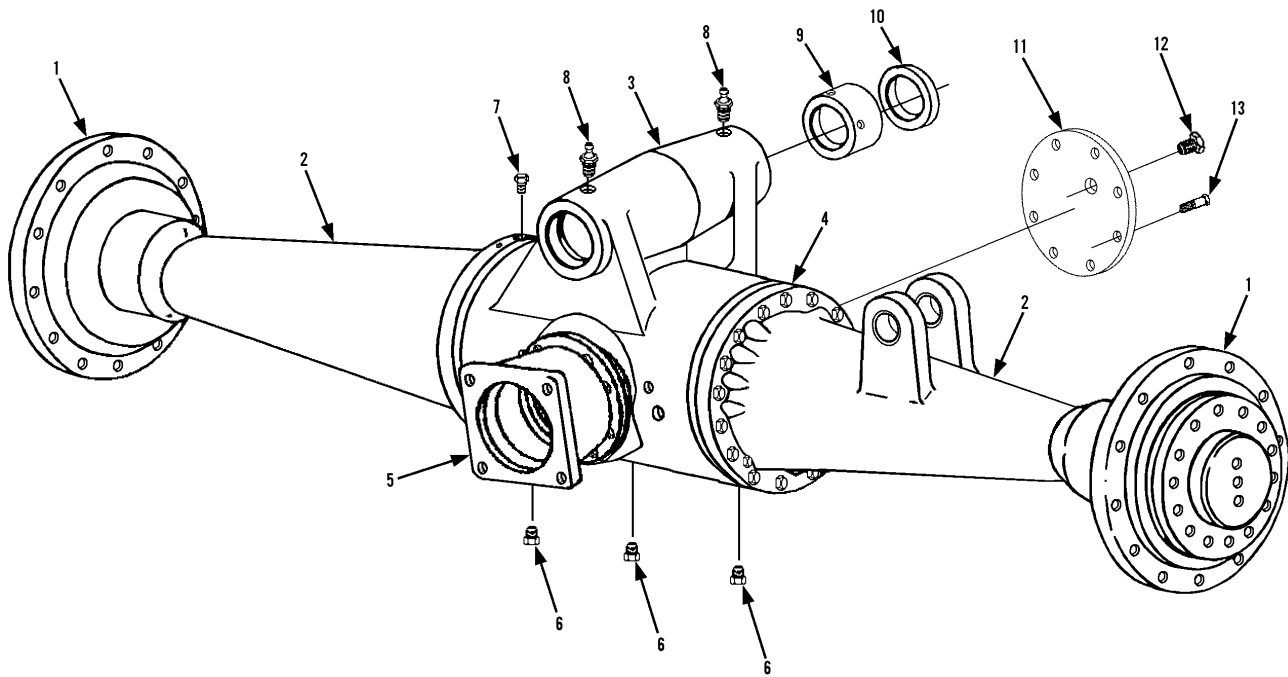


Figure 5-1 Front Axle Assembly - Rockwell

Item	Part Number	Qty.	Description	Rev.
	91415001	1	FRONT AXLE ASSY, (includes all items)	E
1		Ref	FRONT AXLE, (see Figure 5-2 for details)	
2	88591205	2	O-RING	
3	88662065	2	ELBOW, 90 DEGREE, (includes item 2)	
4	88591204	2	O-RING	
5	2220371	2	CONNECTOR, (includes item 4)	
6	88662105	2	ELBOW, 90 DEGREE, (swivel nut)	
7		Ref	HYDRAULIC MOTOR, (see Figure 9-10 for details)	
8	90027473	4	HARDENED WASHER	
9	77383580	4	HIGH NUT	
10	88201616	4	HEX HD CAPSCREW, 3/4-16X3-1/2, GR5	
11	91413002	1	BRAKE TUBE, (park)	
12	84719217	1	HOSE ASSY	
13	91413003	1	BRAKE TUBE, (service)	
14	84719218	1	HOSE ASSY	



Figure 5-2 Front Axle - Rockwell






Figure 5-2 Front Axle - Rockwell

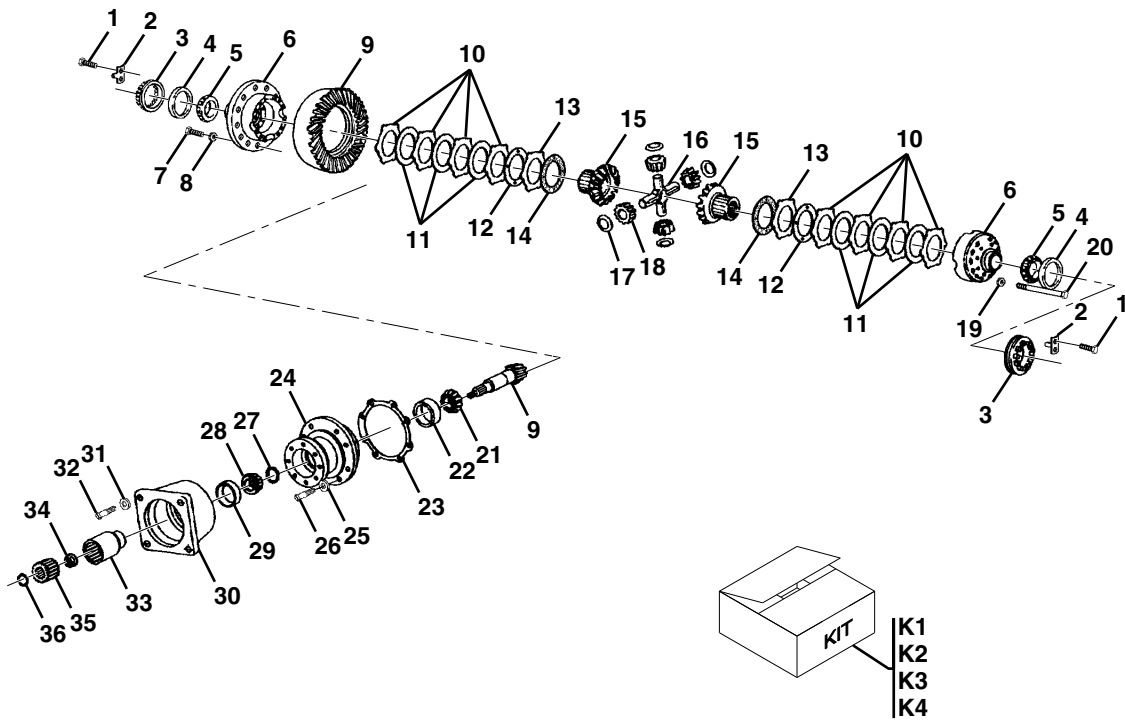
Item	Part Number	Qty.	Description	Rev.
	91123119	1	FRONT AXLE, (includes all items)	D
1		Ref	WHEEL FLANGE ASSY, (see Figure 5-5 for details)	
2		Ref	LEFT & RIGHT HOUSING ASSY, (see Figure 5-5 for details)	
3	91144326	1	CENTER HOUSING ASSY, (includes item 9)	
4		Ref	BRAKE ASSY, (see Figure 5-4 for details)	
5		Ref	CARRIER ASSY, (see Figure 5-3 for details)	
6	91144327	3	DRAIN PLUG	
7	91144328	1	VENT PLUG	
8	91144329	2	LUBE FITTING	
9	91084046	2	BUSHING	
10	91084047	2	TRUNNION OIL SEAL	
11	91141511	1	COVER	
12	88711284	1	LEVEL PLUG	
13	91144332	8	CAPSCREW, M8X1-1/4X16	



DRIVE TRAIN

S/N 0189001 thru 0189345

Figure 5-3 Carrier Assembly - Rockwell



PAP23880




Figure 5-3 Carrier Assembly - Rockwell

Item	Part Number	Qty.	Description	Rev.
1	91144386	4	CAPSCREW	
2	91144387	2	ADJUSTER RING LOCK	
3	91144388	2	ADJUSTER RING	
4	83073828	2	BEARING CUP	
5	91144389	2	BEARING CONE	
6	91144390	1	DIFFERENTIAL CASE	
7	91144391	12	CAPSCREW, M10X1X30	
8	83483584	12	WASHER	
9	91144392	1	SPIRAL GEAR & PINION	
10	Use Kit K1	8	DRIVE FRICTION DISC, (included in 91144382 kit)	
11	Use Kit K1	6	DRIVEN FRICTION DISC, (included in 91144382 kit)	
12	Use Kit K1 or K4	2	SHIM, (0.33), (included in shim kit)	
	Use Kit K1 or K4	2	SHIM, (0.38), (included in shim kit)	
	Use Kit K1 or K4	2	SHIM, (0.25), (included in shim kit)	
	Use Kit K1 or K4	2	SHIM, (0.13), (included in shim kit)	
13	Use Kit K1	2	COMPRESSION DISC, (included in 91144382 kit)	
14	Use Kit K1	2	THRUST WASHER, (included in 91144382 kit)	
15	91144393	2	SIDE GEAR	
16	91144394	1	SPIDER	
17	91144395	4	THRUST WASHER	
18	91144396	4	PINION GEAR	
19	83483584	12	WASHER	
20	91144397	12	CAPSCREW, M10X1-1/2X80	
21	90207204	1	BEARING CONE	
22	90200440	1	BEARING CUP	
23	Use Kit K2	4	SHIM, (0.05), (included in shim kit)	
	Use Kit K2	2	SHIM, (0.125), (included in shim kit)	
	Use Kit K2	3	SHIM, (0.20), (included in shim kit)	
	Use Kit K2	1	SHIM, (0.50), (included in shim kit)	
24	91144398	1	PINION CAGE ASSY, (includes items 22 & 29)	
25	91144399	8	WASHER	
26	91144400	8	CAPSCREW, M12X1-3/4X40	
27	Use Kit K3	1	SHIM, (1.20), (included in shim kit)	
	Use Kit K3	1	SHIM, (1.25), (included in shim kit)	
	Use Kit K3	1	SHIM, (1.30), (included in shim kit)	
	Use Kit K3	1	SHIM, (1.35), (included in shim kit)	
	Use Kit K3	1	SHIM, (1.40), (included in shim kit)	
	Use Kit K3	1	SHIM, (1.45), (included in shim kit)	
	Use Kit K3	1	SHIM, (1.50), (included in shim kit)	
28	91144401	1	BEARING CONE	
29	91144402	1	BEARING CUP	
30	91144403	1	MOTOR ADAPTER FLANGE	
31	83483584	8	WASHER	
32	91144404	8	CAPSCREW, 3/8-16UNC-2AX1-1/4	
33	91144405	1	DRIVEN SLEEVE	
34	91144406	1	PINION NUT, M24X1-1/2	
35	91144407	1	DRIVE SLEEVE	
36	91144408	1	SNAP RING	



DRIVE TRAIN

S/N 0189001 thru 0189345

Figure 5-3 Carrier Assembly - Rockwell (Continued)

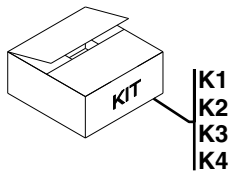
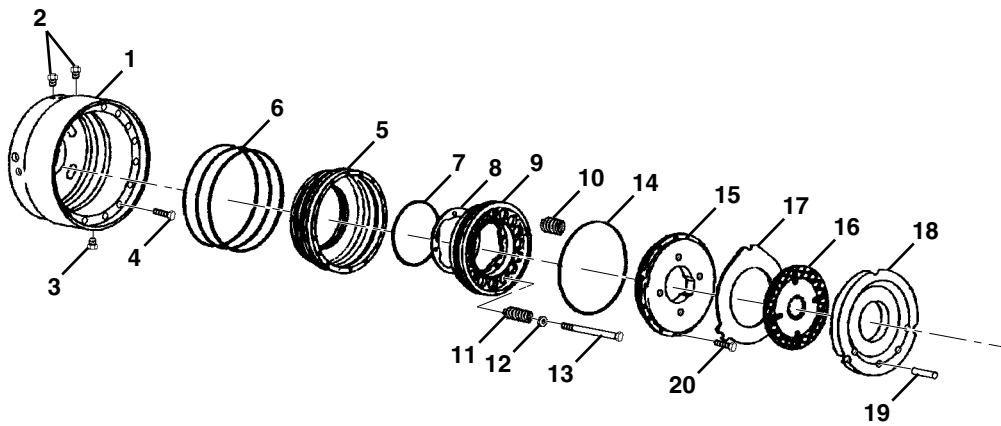
Item	Part Number	Qty.	Description	Rev.
K1	91144382	1	LIMITED SLIP PLATE STACK KIT, (includes items 10, 11, 12, 13 & 14)	
K2	91144383	1	PINION CAGE SHIM KIT, (includes item 23)	
K3	91144384	1	DRIVE PINION SHIM KIT, (includes item 27)	
K4	91144385	1	LIMITED SLIP SHIM KIT, (includes item 12)	

Figure 5-3 Carrier Assembly - Rockwell (Continued)

Item	Part Number	Qty.	Description	Rev.



Figure 5-4 Brake Assembly - Rockwell



PAP23750




Figure 5-4 Brake Assembly - Rockwell

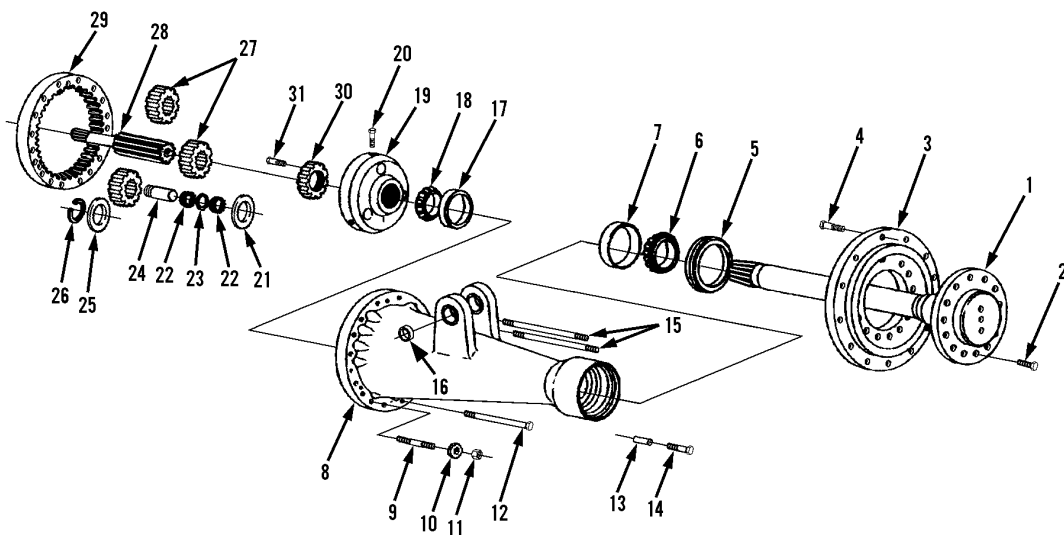
Item	Part Number	Qty.	Description	Rev.
1	91144372	1	BRAKE HOUSING, (right side only - left side included in center housing)	
2	91144373	4	HYDRAULIC LINE BLEEDER	
3		Ref	DRAIN PLUG, (see Figure 5-2 for details)	
4	91144374	3	CAPSCREW, M8X1-1/4X40, (right side only)	
5	91124094	2	BRAKE PISTON & PLATE ASSY, (includes items 6, 7, 9, 10, 14, 15 & 20)	
6	Use Kit K1 or K3	6	O-RING	
7	Use Kit K1 or K3	2	O-RING	
8	Use Kit K4	8	SHIM, (0.075), (included in shim kit)	
	Use Kit K4	8	SHIM, (0.125), (included in shim kit)	
	Use Kit K4	8	SHIM, (0.255), (included in shim kit)	
	Use Kit K4	8	SHIM, (0.555), (included in shim kit)	
9	91144376	2	BRAKE PISTON	
10	91144377	24	SPRING	
11	91144378	16	SPRING	
12	86881421	16	WASHER	
13	91144379	16	RETURN SPRING BOLT	
14	Use Kit K1 or K3	2	O-RING	
15	Use Kit K2 or K3	2	BRAKE ACTUATING PLATE	
16	Use Kit K2 or K3	8	FRICITION DISC	
17	Use Kit K2 or K3	8	STATIONARY DISC	
18	Use Kit K2 or K3	2	BRAKE REACTION PLATE	
19	91144380	6	BRAKE DISC LOCK PIN	
20	91144381	42	CAPSCREW, M6X1X12, (allen)	
K1	91144442	1	BRAKE SEAL KIT, (includes items 6, 7 & 14)	
K2	91144369	1	BRAKE PISTON PLATE KIT, (includes items 15 thru 18)	
K3	91144370	1	BRAKE PLATE & SEAL KIT, (includes items 6, 7 & 14 thru 18)	
K4	91144371	1	PISTON BRAKE SHIM KIT, (includes item 8)	



DRIVE TRAIN

S/N 0189001 thru 0189345

Figure 5-5 Left & Right Housing & Axle & Wheel Flange Assemblies - Rockwell







Figure 5-5 Left & Right Housing & Axle & Wheel Flange Assemblies - Rockwell

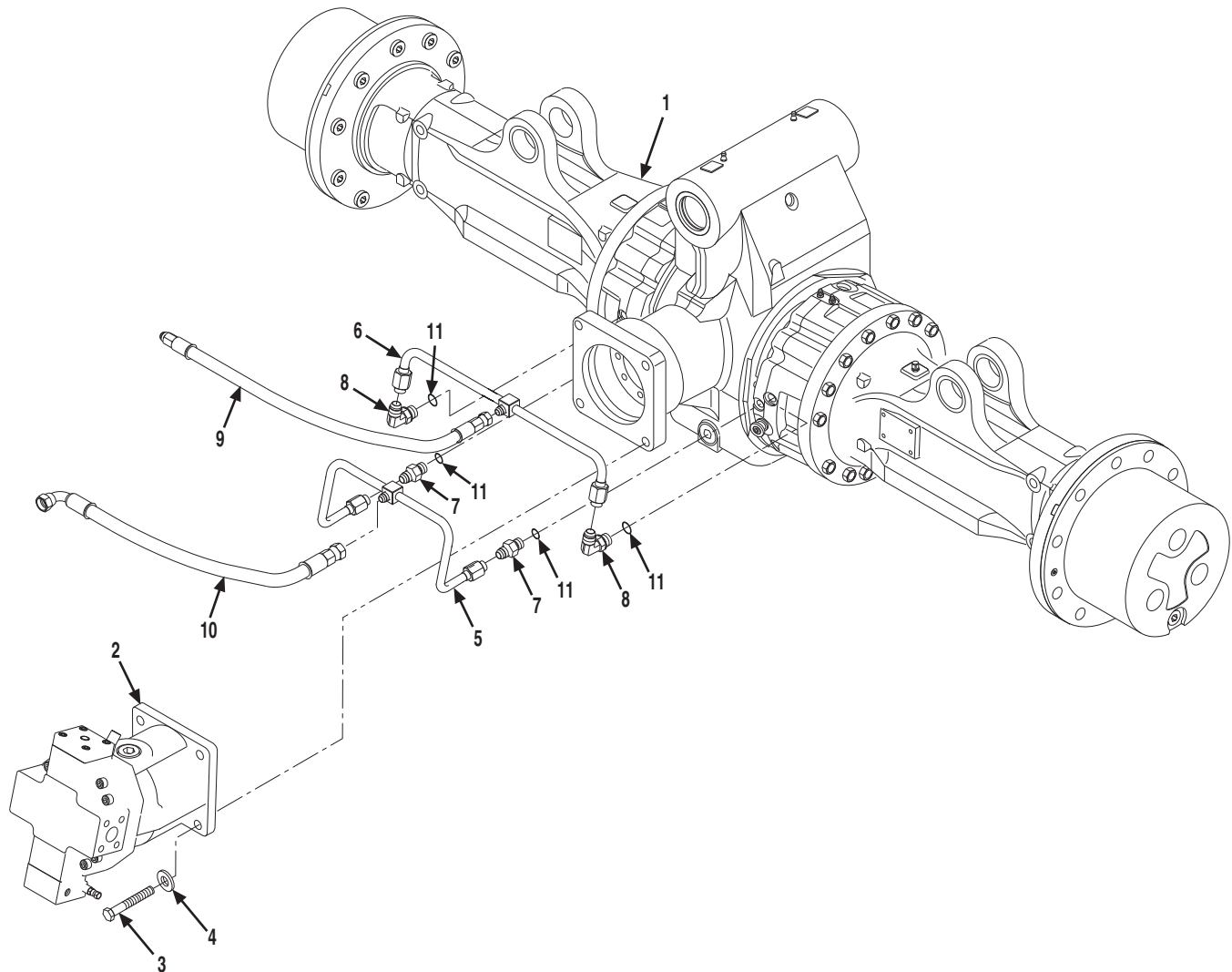
Item	Part Number	Qty.	Description	Rev.
1	91144333	2	AXLE SHAFT ASSY, (includes items 2, 3, 4 & 5)	
2	91144334	28	CAPSCREW, M20X1-1/2X50	
3	91144335	2	WHEEL FLANGE ASSY, (includes item 4)	
4	90203543	24	WHEEL BOLT	
5	91144336	2	SHAFT OIL SEAL	
6	86984451	2	BEARING CONE	
7	86984452	2	BEARING CUP	
8	91144337	1	HOUSING ASSY - RIGHT SIDE, (shown), (includes items 7, 16 & 17)	
	91144338	Ref	RING GEAR & HOUSING ASSY - RIGHT SIDE, (shown), (includes items 7, 16, 17 & 29)	
	91144339	1	HOUSING ASSY - LEFT SIDE, (not shown), (includes items 7 & 17)	
	91144340	Ref	RING GEAR & HOUSING ASSY - LEFT SIDE, (not shown), (includes items 7, 17 & 29)	
9	91144341	4	SET SCREW	
10	91144342	32	WASHER	
11	91144343	8	NUT, M14X1-1/2	
12	91144344	14	CAPSCREW, M14X1-1/2X212, (right side)	
	91144345	14	CAPSCREW, M14X1-1/2X120, (left side)	
13	91144346	2	SPACER, 19mm	
	91144347	4	SPACER, 26mm	
14	91144348	4	CAPSCREW - USE WITH 26mm SPACER, M14X1-1/2X85, (position at 7 & 5 o'clock)	
	91144349	2	CAPSCREW - USE WITH 19mm SPACER, M14X1-1/2X78, (position at 12 o'clock)	
15	91144350	2	STUD, M14X1-1/2X232, (right side)	
	91144351	2	STUD, M14X1-1/2X112, (left side)	
16	91144352	2	BUSHING	
17	91144353	2	BEARING CUP	
18	91144354	2	BEARING CONE	
19	91144355	2	SPIDER ASSY, (includes items 20 & 24)	
20	91144356	6	CAPSCREW, M10X23	
21	91144357	6	THRUST WASHER	
22	91144358	6	KIT ROLLER	
23	91144359	6	SPACER	
24	91144360	6	PLANETARY PINION SHAFT	
25	91144361	6	WASHER	
26	91144362	6	SNAP RING	
27	91144363	6	PLANETARY PINION	
28	91144364	1	SUN GEAR, 287mm, (right side), (shown)	
	91144365	1	SUN GEAR, 247mm, (left side), (not shown)	
29	91144366	2	RING GEAR	
30	91144367	2	ADJUSTING NUT	
31	91144368	2	CAPSCREW, (adjusting nut lock)	



DRIVE TRAIN

S/N 0160000230 & After

Figure 5-6 Front Axle Assembly - Carraro






Figure 5-6 Front Axle Assembly - Carraro

Item	Part Number	Qty.	Description	Rev.
	91415053	1	FRONT AXLE ASSY, (includes items 1 thru 10)	
1		Ref	FRONT AXLE, (see Figure 5-7 for details)	
2		Ref	HYDRAULIC MOTOR, (see Figure 9-10 for details)	
3	80333162	4	HEX HD CAPSCREW, M20-2-1/2X65	
4	90027473	4	HARDENED WASHER	
5	91413107	1	PARK BRAKE TUBE LINE	
6	91413106	1	SERVICE BRAKE TUBE LINE	
7	77363046	2	CONNECTOR, (includes item 11)	
8	91403258	2	ELBOW, 90 DEGREE, (includes item 11)	
9	84719217	1	HOSE ASSY	
10	84719218	1	HOSE ASSY	
11	88591202	4	O-RING	


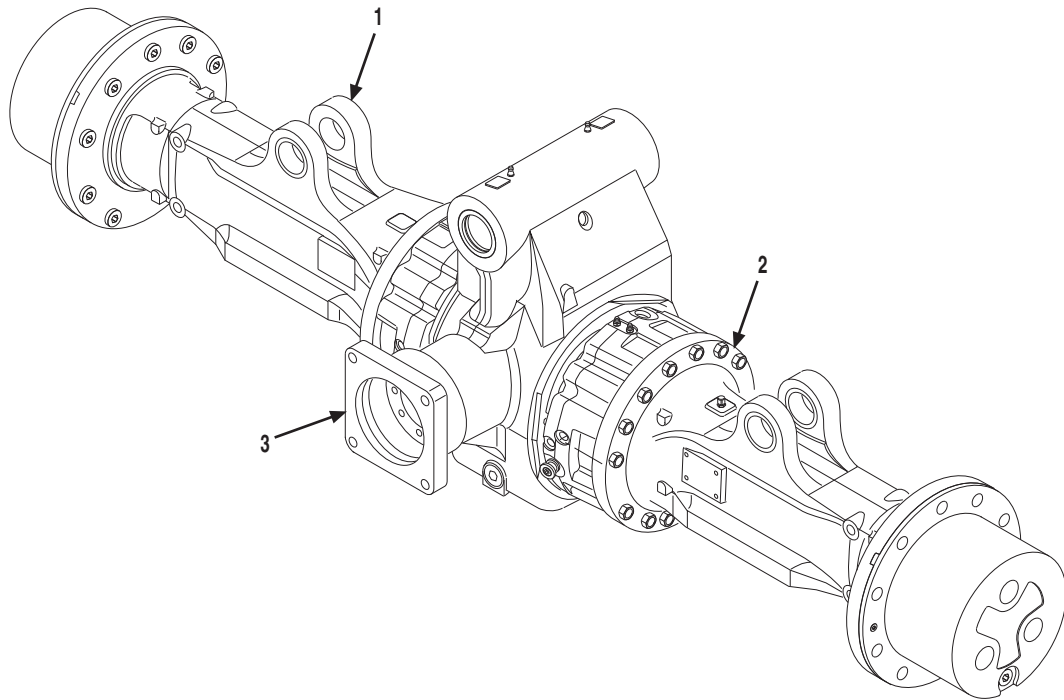


Figure 5-7 Front Axle - Carraro






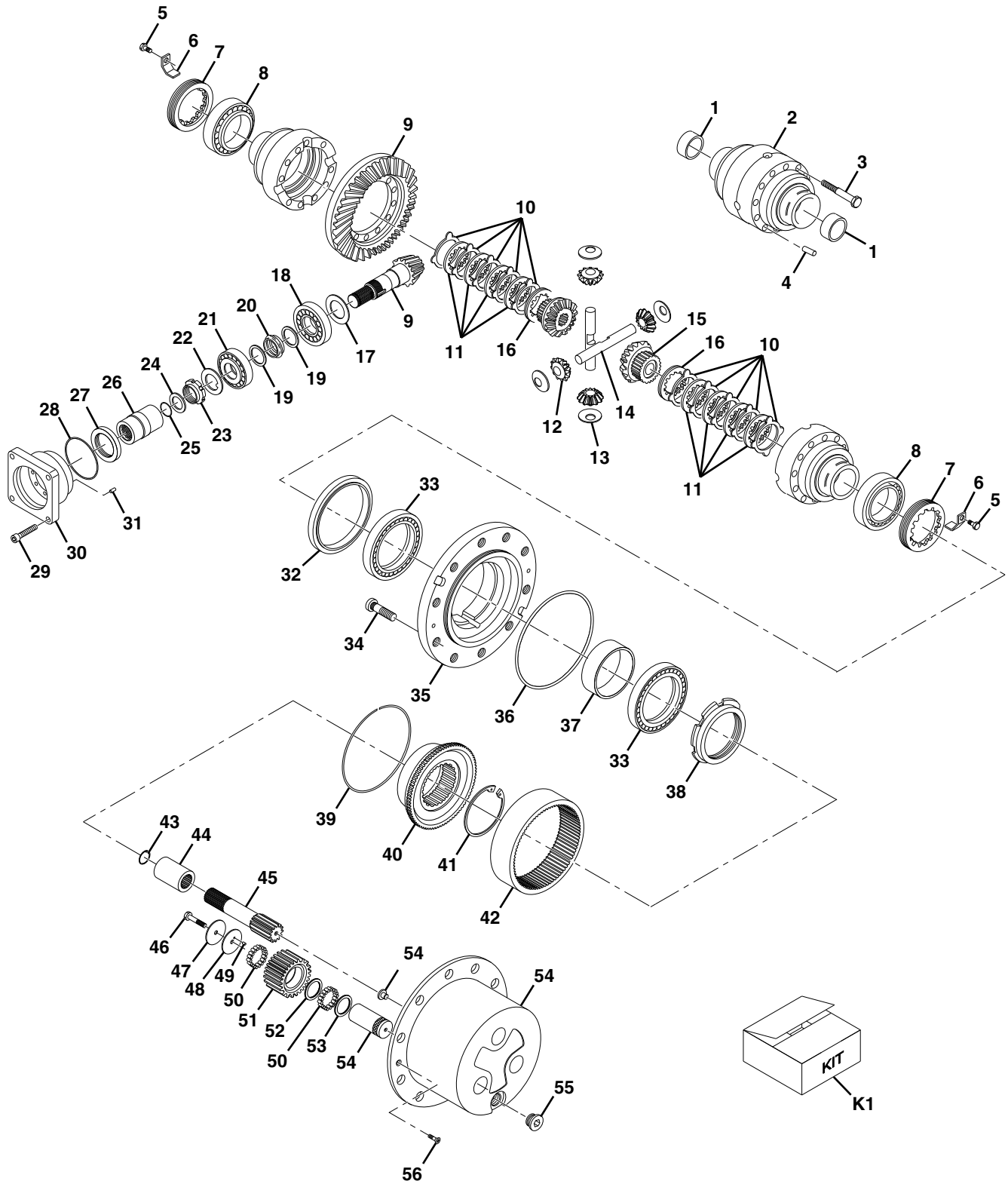
Figure 5-7 Front Axle - Carraro

Item	Part Number	Qty.	Description	Rev.
1	91363158	1	FRONT AXLE, (includes all items)	A
1		Ref	HOUSING ASSY, (see Figure 5-8 for details)	
2		Ref	BRAKE ASSY, (see Figure 5-9 for details)	
3		Ref	CARRIER ASSY, (see Figure 5-10 for details)	



DRIVE TRAIN

Figure 5-8 Carrier Assembly - Carraro



PAP23540




Figure 5-8 Carrier Assembly - Carraro

Item	Part Number	Qty.	Description	Rev.
1	91364046	2	BUSHING	
2	91364047	1	DIFFERENTIAL HOUSING	
3	91364048	10	BOLT, M12X90	
4	91364049	1	PIN	
5	8035180	2	BOLT, M6X10	
6	91474126	2	LOCKING PLATE	
7	91364050	2	BEARING	
8	91474128	2	RING NUT, M104X2	
9	91364051	1	SPIRAL GEAR & PINION, (includes items 19, 20, & 22 thru 25)	
10	91364052	10	DIFFERENTIAL DRIVE DISC	
11	91364053	8	DIFFERENTIAL DISC	
12	NSS	4	GEAR, Z12	
13	91364054	4	THRUST WASHER	
14	91364055	2	SHAFT	
15	NSS	2	GEAR, Z18	
16	91364056	2	DIFFERENTIAL DISC	
17	91364057	AR	SHIM, 2.50mm	
	91364058	AR	SHIM, 2.60mm	
	91364059	AR	SHIM, 2.70mm	
	91364060	AR	SHIM, 2.80mm	
	91364061	AR	SHIM, 2.90mm	
	91364062	AR	SHIM, 3.00mm	
	91364063	AR	SHIM, 3.10mm	
	91364064	AR	SHIM, 3.20mm	
	91364065	AR	SHIM, 3.30mm	
	91364066	AR	SHIM, 3.40mm	
18	91364067	1	BEARING	
19	91364068	2	WASHER	
20	91364069	1	SPACER	
21	91364070	1	BEARING	
22	91364071	1	LOCKWASHER	
23	91364072	1	RING NUT, M45X1-1/2	
24	91474115	1	WASHER	
25	91474116	1	O-RING	
26	91364073	1	COUPLER	
27	91364074	1	SEAL RING	
28	91364075	1	O-RING	
29	91364076	8	BOLT, M12X60	
30	91364077	1	FLANGE	
31	91364078	1	PIN, 12X25	
32	91364079	2	SEAL RING	
33	91364080	4	BEARING	
34	91364081	20	BOLT	
35	91364082	2	WHEEL HUB KIT, (includes wheel hub & item 34)	
36	91474155	2	O-RING	
37	91364083	2	SPACER	
38	91364084	2	RING NUT, M130X2	
39	91474157	2	RING	
40	91364085	2	RING GEAR CARRIER	




DRIVE TRAIN

Figure 5-8 Carrier Assembly - Carraro (Continued)

Item	Part Number	Qty.	Description	Rev.
41	91364086	2	SNAP RING, 115X4	
42	91364087	2	RING GEAR	
43	91364088	2	SNAP RING	
44	91364089	2	COUPLING SLEEVE	
45	91364090	2	HALF-SHAFT	
46	91474162	6	BOLT	
47	91364091	6	INNER THRUST WASHER	
48	91364092	6	THRUST WASHER	
49	91474163	0.6	NEEDLE BEARINGS, (by tens)	
50	91364093	38.4	NEEDLE BEARINGS, (by tens)	
51	91364094	6	GEAR	
52	91364095	6	THRUST WASHER	
53	91364096	6	THRUST WASHER	
54	91364097	2	PLANETARY CARRIER KIT, (includes planetary carrier & locking pad)	
55	91474037	2	PLUG, M30X2	
56	7028492	4	SCREW	
K1	91364098	1	DIFFERENTIAL KIT, (includes items 12 thru 15)	

Figure 5-8 Carrier Assembly - Carraro (Continued)

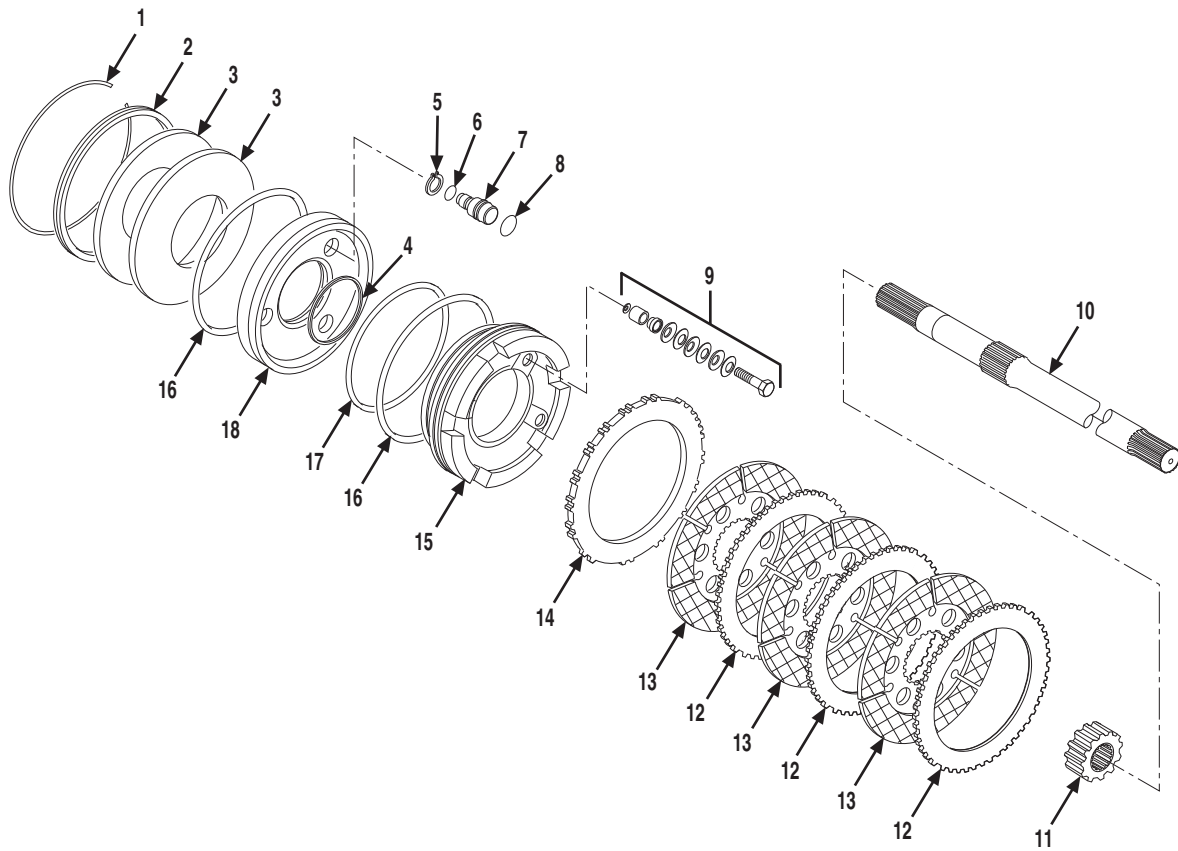
Item	Part Number	Qty.	Description	Rev.



DRIVE TRAIN

S/N 0160000230 & After

Figure 5-9 Brake Assembly - Carraro






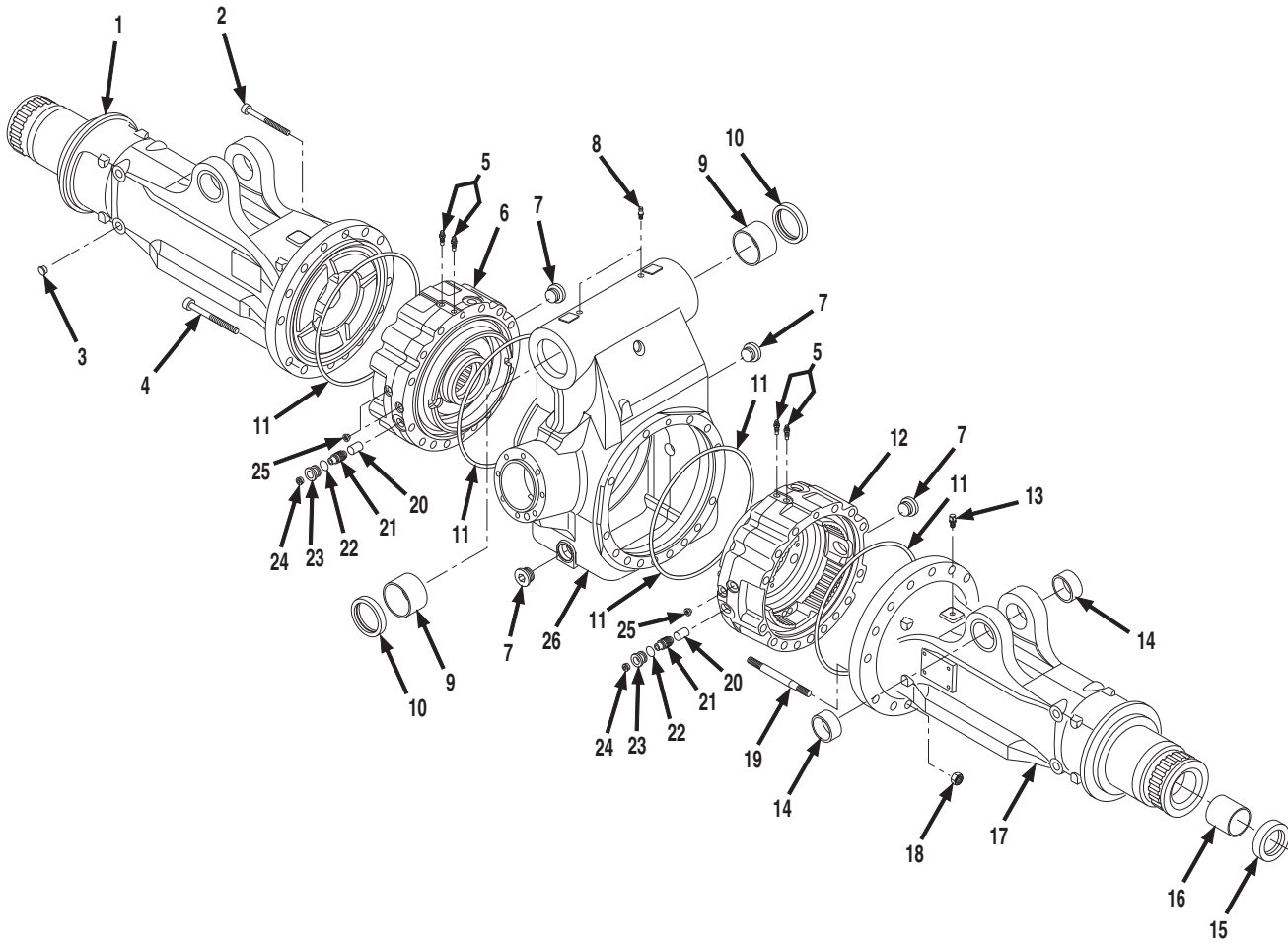
Figure 5-9 Brake Assembly - Carraro

Item	Part Number	Qty.	Description	Rev.
1	91474143	2	RING	
2	91474144	2	SLEEVE	
3	91474145	4	WASHER	
4	91474147	2	O-RING	
5	91364041	6	SNAP RING	
6	91474149	6	O-RING	
7	91364042	6	PIN	
8	91474151	6	O-RING	
9	91364043	2	SELF-ADJUST KIT, (includes the following)	
	NSS	36	WASHER	
	NSS	6	WASHER	
	NSS	6	PIN	
	NSS	6	BOLT, M14X65	
	NSS	6	SPACER	
10	91364044	2	HALF SHAFT	
11	91474142	2	SLEEVE	
12	91474141	6	DRIVE PLATE	
13	91474140	6	BRAKE DISK	
14	91474139	2	DRIVE PLATE	
15	91364045	2	BRAKE PISTON	
16	91474137	4	O-RING	
17	91474136	2	O-RING	
18	91474146	2	BRAKE PISTON	



DRIVE TRAIN

Figure 5-10 Axle Housing Assembly - Carraro






Figure 5-10 Axle Housing Assembly - Carraro

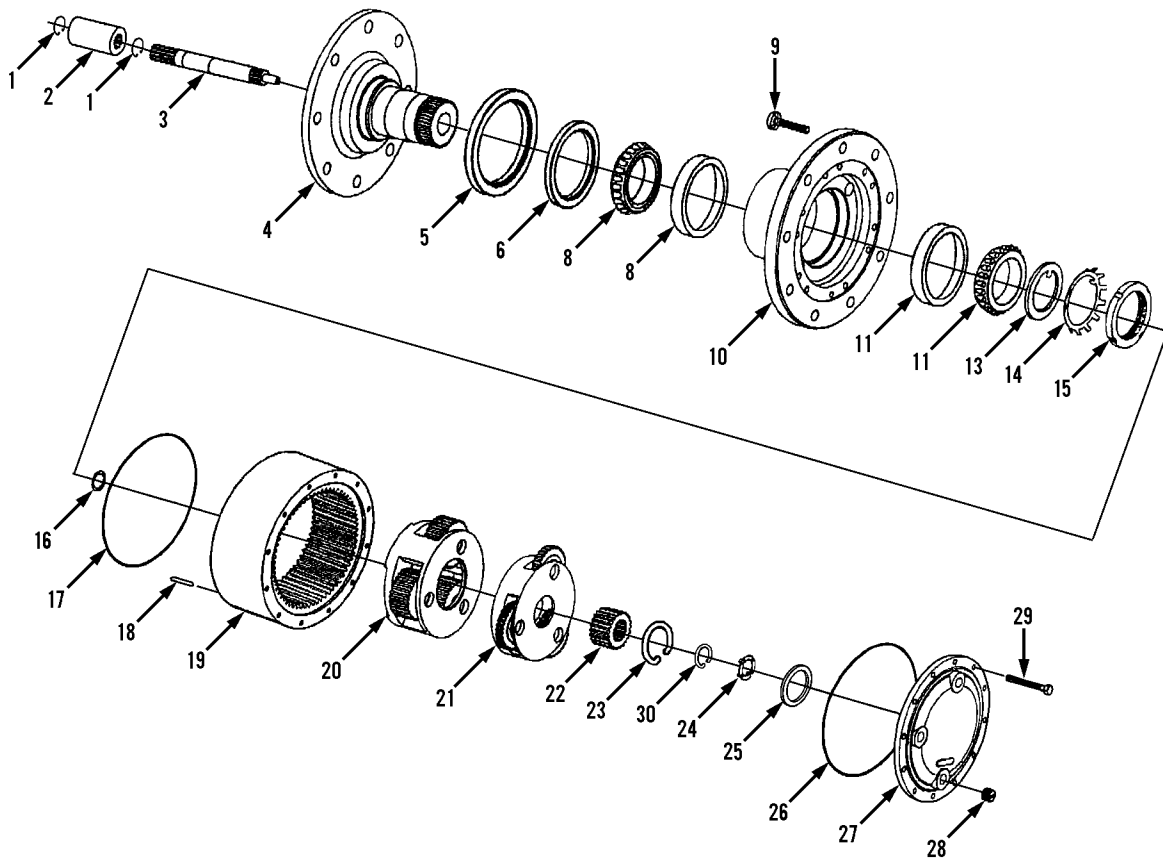
Item	Part Number	Qty.	Description	Rev.
1	91364026	1	LH AXLE HOUSING	
2	91364027	2	CAPSCREW, M12X130	
3	91474098	8	PLUG	
4	91364028	28	CAPSCREW, M16X160	
5	91474039	4	BREATHER, M10X1	
6	91364029	1	LH BRAKE HOUSING	
7	91474037	4	PLUG, M30X2	
8	91474095	2	GREASE FITTING	
9	91364030	2	BUSHING	
10	91364031	2	SEAL RING	
11	91364032	4	O-RING	
12	91364033	1	RH BRAKE HOUSING	
13	91474058	1	BREATHER, M10X1	
14	91364034	2	BUSHING	
15	91364035	2	SEAL RING	
16	91364036	2	BUSHING	
17	91364037	1	RH AXLE HOUSING	
18	91474061	2	NUT, M16X2	
19	91474060	2	STUD, M16X2	
20	91364038	6	RELEASE PIN	
21	91474066	6	BOLT, M16X1-1/2	
22	91474065	6	O-RING	
23	91474064	6	SCREW, M22X1-1/2	
24	91474075	6	PLUG, M16X1-1/2	
25	91364039	4	PLUG, M10X1	
26	91364040	1	CENTRAL BODY	



DRIVE TRAIN

S/N 0189001 thru 0189345

Figure 5-11 Rear Axle Drive Hub






Figure 5-11 Rear Axle Drive Hub

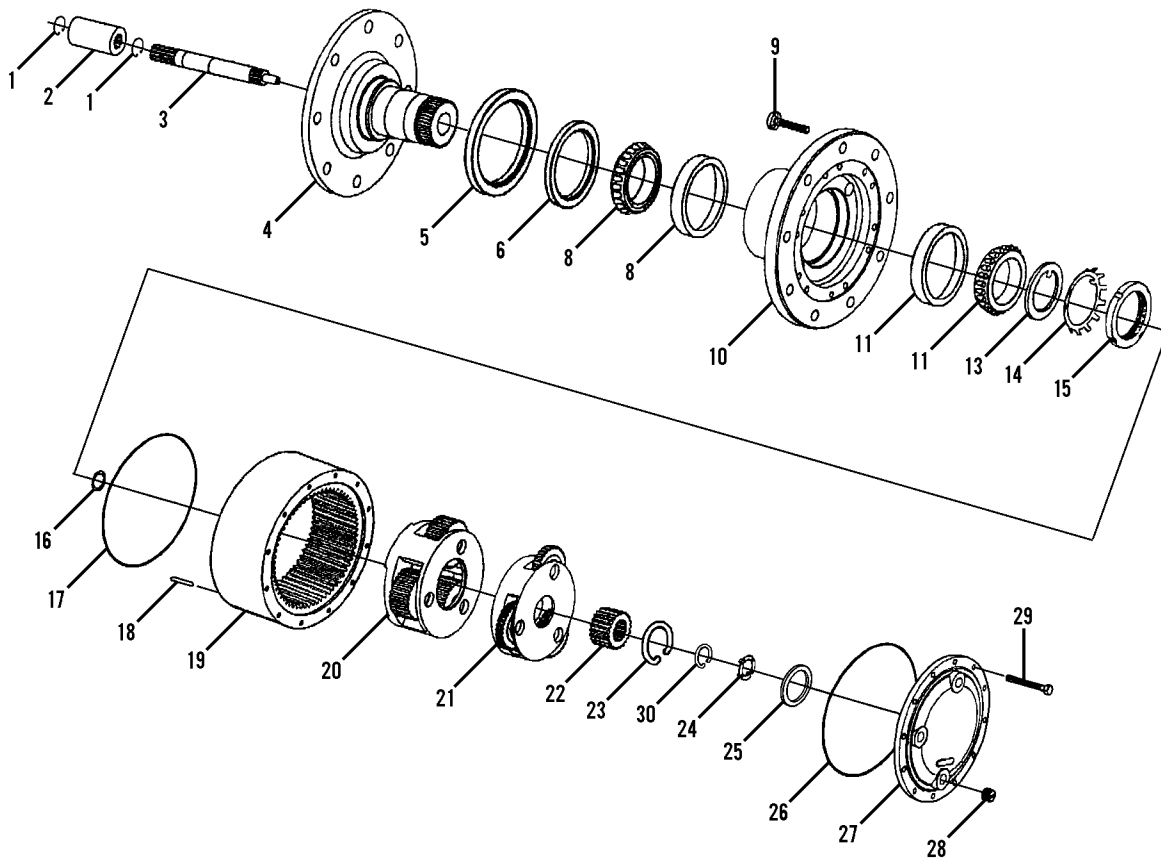
Item	Part Number	Qty.	Description	Rev.
	91413001	1	REAR DRIVE HUB, (includes all items)	C
1	7000297	2	RETAINING RING	
2	91414001	1	COUPLING	
3	91414002	1	INPUT SHAFT	
4	91414003	1	SPINDLE	
5	91414004	1	BOOT SEAL	
6	91414005	1	OIL SEAL	
8	91414007	1	BEARING CUP & CONE KIT	
9	91034028	12	WHEEL BOLT	
10	91414008	1	HUB	
11	91414009	1	BEARING CUP & CONE KIT	
13	91414011	1	THRUST WASHER	
14	91414012	1	LOCKWASHER	
15	91414013	1	BEARING NUT	
16	91414014	1	THRUST WASHER	
17	91414015	1	O-RING	
18	7017047	2	DOWEL PIN	
19	7024167	1	RING GEAR	
20	70021141	1	SECONDARY CARRIER SUB-ASSY, (includes item 16)	
21	70021146	1	PRIMARY CARRIER SUB-ASSY, (includes items 22 & 23)	
22	91414019	1	PRIMARY SUN GEAR	
23	91414020	1	RETAINING RING	
24	91414021	1	THRUST WASHER	
25	91414022	1	THRUST WASHER	
26	7024177	1	O-RING	
27	91414024	1	COVER	
28	7017094	3	MAGNETIC PIPE PLUG	
29	91414026	20	HEX HD BOLT	
30	91414027	1	RETAINING RING	



DRIVE TRAIN

S/N 0160000230 & After

Figure 5-11 Rear Axle Drive Hub



NOTE:

TO SERVICE ITEM 15, BEARING NUT, A SPECIAL WRENCH IS REQUIRED. ORDER 91404449 WRENCH.


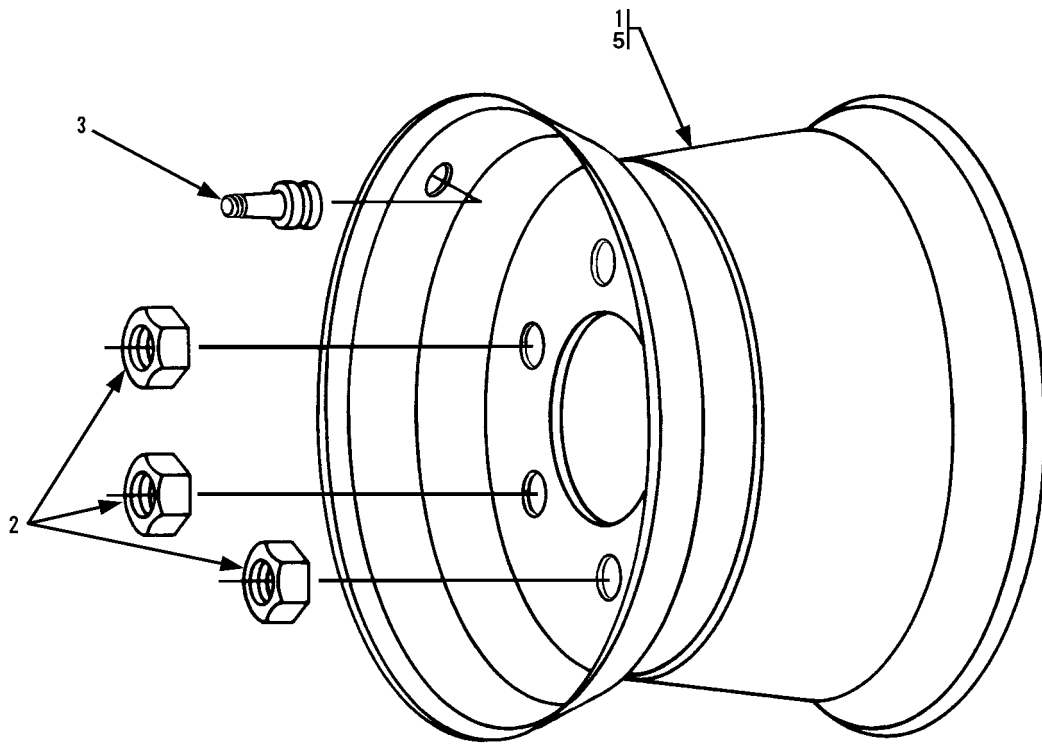


Figure 5-11 Rear Axle Drive Hub

Item	Part Number	Qty.	Description	Rev.
	91403588	1	REAR DRIVE HUB, (includes all items)	
1	7000297	2	RETAINING RING	
2	91414001	1	COUPLING	
3	91414002	1	INPUT SHAFT	
4	91414003	1	SPINDLE	
5	91414004	1	BOOT SEAL	
6	91414005	1	OIL SEAL	
8	91414007	1	BEARING CUP & CONE KIT	
9	91404435	10	WHEEL BOLT	
10	91404436	1	HUB	
11	91414009	1	BEARING CUP & CONE KIT	
13	91414011	1	THRUST WASHER	
14	91414012	1	LOCKWASHER	
15	91414013	1	BEARING NUT	
16	91414014	1	THRUST WASHER	
17	91414015	1	O-RING	
18	7017047	2	DOWEL PIN	
19	7024167	1	RING GEAR	
20	70021141	1	SECONDARY CARRIER SUB-ASSY, (includes item 16)	
21	70021146	1	PRIMARY CARRIER SUB-ASSY, (includes items 22 & 23)	
22	91414019	1	PRIMARY SUN GEAR	
23	91414020	1	RETAINING RING	
24	91414021	1	THRUST WASHER	
25	91414022	1	THRUST WASHER	
26	7024177	1	O-RING	
27	91414024	1	COVER	
28	7017094	3	MAGNETIC PIPE PLUG	
29	91414026	20	HEX HD BOLT	
30	91414027	1	RETAINING RING	



Figure 5-12 Tires & Rims






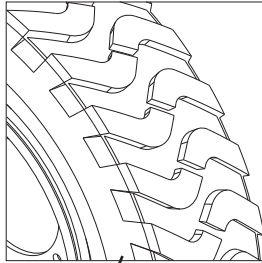
Figure 5-12 Tires & Rims

Item	Part Number	Qty.	Description	Rev.
	91125002	2	RH TIRE & WHEEL ASSY, 13.00X24, (includes items 1, 3 & 4)	Q
	91125003	2	LH TIRE & WHEEL ASSY, 13.00X24, (includes items 1, 3 & 4)	Q
	91405039	1	TIRE SET, 14.00-24, (optional)	B
	91045106	2	RH TIRE & WHEEL ASSY, 14.00X24, (includes items 2, 3, 5 & 6)	K
	91045107	2	LH TIRE & WHEEL ASSY, 14.00X24, (includes items 2, 3, 5 & 6)	K
	91405021	1	TIRE SET, 13.00R24 RADIAL, (optional)	B
	91085040	4	TIRE & WHEEL ASSY, 13.00-24 RADIAL, (includes items 2, 3, 5 & 7)	R
	91405018	1	TIRE SET, 14.00R24 RADIAL, (optional)	B
	91045089	4	TIRE & WHEEL ASSY, 14.00-24 RADIAL, (includes items 2, 3, 5 & 8)	R
1	91363202	1	WHEEL, 24X9	
2	91043146	12	LUG NUT	
3	91083385	1	VALVE	
4	8780031	1	TIRE, (not shown), 13.00X24, 12 PLY, G-2 TRACTION	
5	91363202	1	WHEEL, 24X9	
6	91043084	1	TIRE, (not shown), 14.00X24 BIAS, DIRECTIONAL	
7	91033321	1	TIRE, (not shown), 13.00R24 RADIAL, NON-DIRECTIONAL	
8	91043295	1	TIRE, (not shown), 14.00R24 RADIAL, NON-DIRECTIONAL	

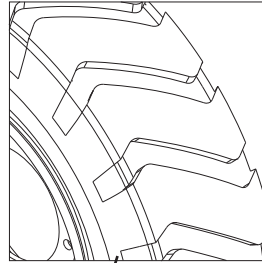


Figure 5-12 Tires & Rims

TREAD PATTERNS MAY VARY

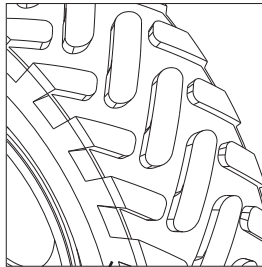


8

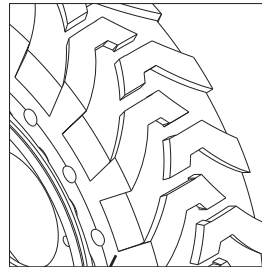


5

7

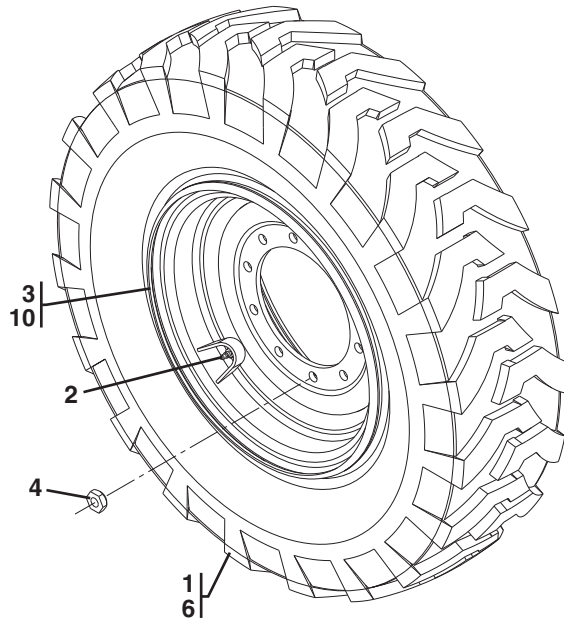


9



10

11



PW0030




Figure 5-12 Tires & Rims

Item	Part Number	Qty.	Description	Rev.
	4520368	1	TIRE SET, 13.00-24 BIAS	A
	91405035	2	RH TIRE & WHEEL ASSY, 13.00-24 BIAS, (includes items 1 thru 3)	H
	91405036	2	LH TIRE & WHEEL ASSY, 13.00-24 BIAS, (includes items 1 thru 3)	H
	4520369	1	TIRE SET, 13.00-24 BIAS, ROCK TREAD	A
	91535017	4	TIRE & WHEEL ASSY, 13.00-24 BIAS, ROCK TREAD, (includes items 2, 3 & 5)	B
	4520481	1	TIRE SET, 14.00-24 BIAS	A
	91355034	2	RH TIRE & WHEEL ASSY, 14.00-24 BIAS, (includes items 2, 3 & 6)	C
	91355035	2	LH TIRE & WHEEL ASSY, 14.00-24 BIAS, (includes items 2, 3 & 6)	C
	4520485	1	TIRE SET, 14.00-24 ROCK TREAD, PNEUMATIC	A
	91545010	4	TIRE & WHEEL ASSY, 14.00-24 BIAS, ROCK TREAD, (includes items 2, 3 & 7)	E
	4520374	1	TIRE SET, 13.00-24 RADIAL	A
	91515056	4	TIRE & WHEEL ASSY, 13.00-24 RADIAL, (includes items 2, 3 & 8)	B
	4520489	1	TIRE SET, 14.00-24 RADIAL, PNEUMATIC	A
	91415072	4	TIRE & WHEEL ASSY, 14.00-24 RADIAL, (includes items 2, 3 & 9)	C
	4520370	1	TIRE SET, 13.00-24 BIAS, FOAM FILLED	A
	91475054	2	RH TIRE & WHEEL ASSY, 13.00-24 BIAS, FOAM FILLED, 542#, (includes items 1 thru 3 & 12)	D
	91475055	2	LH TIRE & WHEEL ASSY, 13.00-24 BIAS, FOAM FILLED, 542#, (includes items 1 thru 3 & 12)	D
	4520375	1	TIRE SET, 13.00-24 RADIAL, FOAM FILLED	A
	91475093	4	TIRE & WHEEL ASSY, 13.00-24 RADIAL, FOAM FILLED, 542#, (includes items 2, 3, 8 & 12)	E
	4520371	1	TIRE SET, 13.00-24 BIAS, ROCK TREAD, FOAM FILLED	A
	91535019	4	TIRE & WHEEL ASSY, 13.00-24 BIAS, ROCK TREAD, FOAM FILLED, 542#, (includes items 2, 3, 5 & 12)	D
	4520482	1	TIRE SET, 14.00-24 BIAS, FOAM FILLED	B
	91355037	2	RH TIRE & WHEEL ASSY, 14.00-24 BIAS, FOAM FILLED, 720#, (includes items 2, 3, 6 & 12)	E
	91355038	2	LH TIRE & WHEEL ASSY, 14.00-24 BIAS, FOAM FILLED, 720#, (includes items 2, 3, 6 & 12)	E
	4520486	1	TIRE SET, 14.00-24 ROCK TREAD, FOAM FILLED	A
	91545008	4	TIRE & WHEEL ASSY, 14.00-24, ROCK TREAD, FOAM FILLED, 720#, (includes items 2, 3, 7 & 12)	F
	4520490	1	TIRE SET, 14.00-24 RADIAL, FOAM FILLED	A
	91365076	4	TIRE & WHEEL ASSY, 14.00-24, RADIAL, FOAM FILLED, (includes items 2, 3, 9 & 12)	D



DRIVE TRAIN

Figure 5-12 Tires & Rims (Continued)

Item	Part Number	Qty.	Description	Rev.
	4520645	1	SOLID TIRE SET, 13.00-24, (includes items 10 & 11)	A
1	8780031	1	TIRE, 13.00-24 BIAS, DIRECTIONAL	
2	8786514	1	VALVE STEM	
3	91473206	1	WHEEL, 24X9	
4	91403193	10	LUG NUT	
5	8780045	1	TIRE, 13.00-24 BIAS, ROCK TREAD, NON-DIRECTIONAL	
6	91043084	1	TIRE, 14.00-24 BIAS, DIRECTIONAL	
7	91543002	1	TIRE, 14.00-24 BIAS, ROCK TREAD, NON-DIRECTIONAL	
8	8780264	1	TIRE, 13.00-24 RADIAL, NON-DIRECTIONAL	
9	91363215	1	TIRE, 14.00-24 RADIAL, NON-DIRECTIONAL	
10	4520646	2	RH SOLID TIRE & WHEEL ASSY	B
11	4520647	2	LH SOLID TIRE & WHEEL ASSY	B

Figure 5-12 Tires & Rims (Continued)


Item	Part Number	Qty.	Description	Rev.



DRIVE TRAIN

This Page Intentionally Left Blank

SECTION 6 CAB





CAB

Figure 6-1 Open Cab

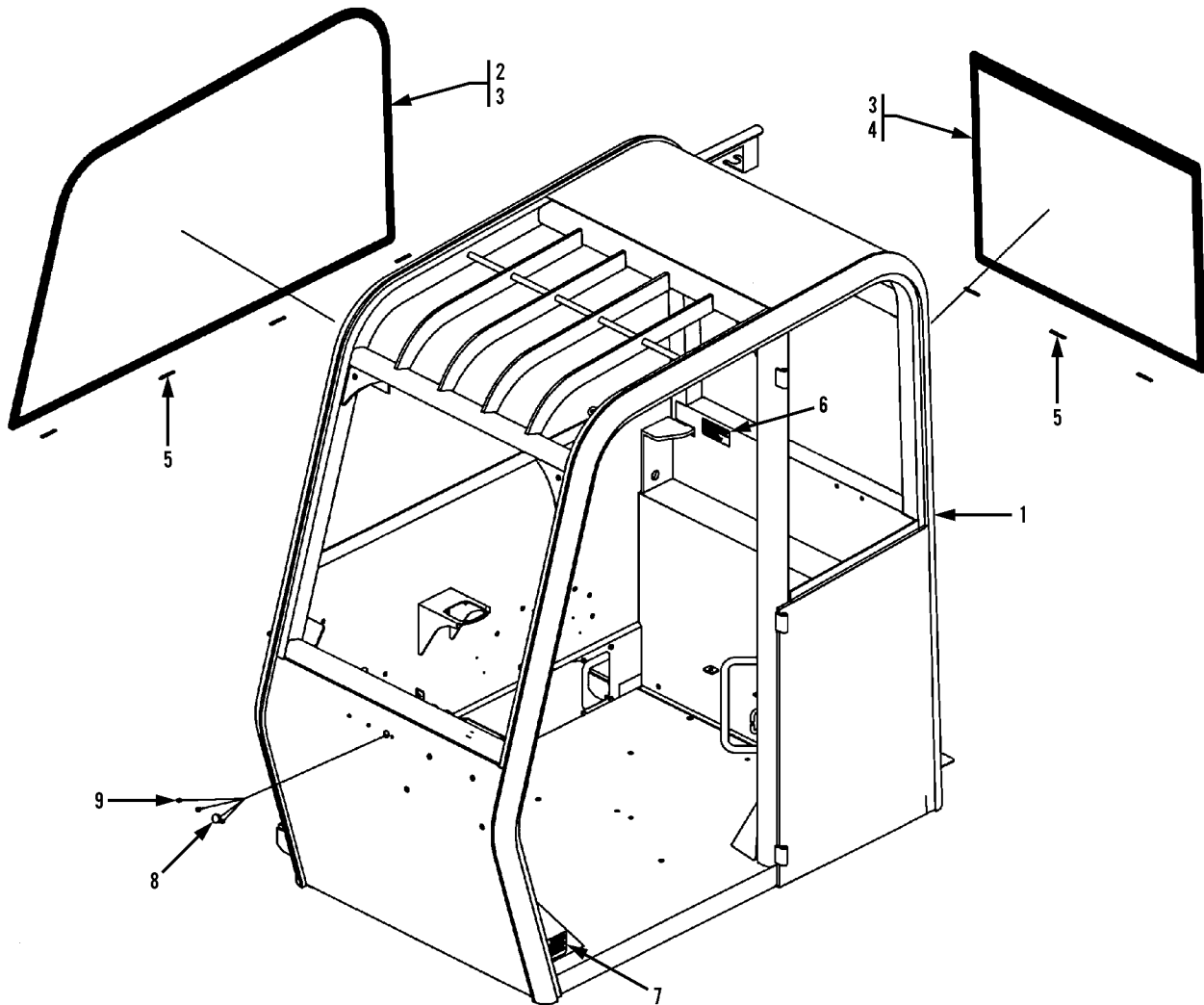




Figure 6-1 Open Cab

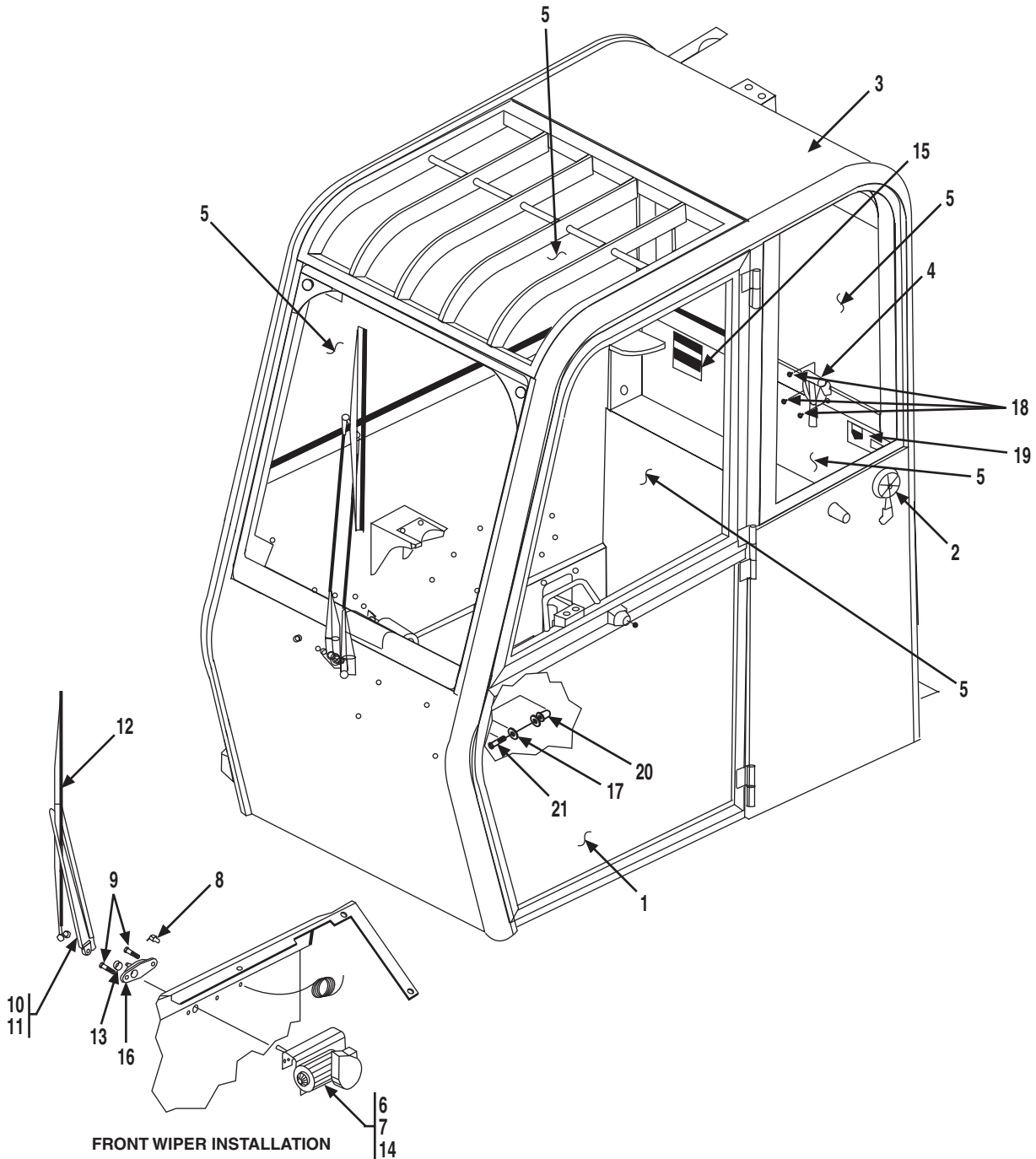
Item	Part Number	Qty.	Description	Rev.
	91403076	1	OPEN CAB ASSY, (includes all items)	W
1	91404108	1	CAB WELDMENT	
2	91404109	1	RH SIDE WINDOW WITH BORDER	
3	80364009	AR	URETHANE SEALANT	
4	91404110	1	REAR WINDOW WITH BORDER	
5	80264031	7	SETTING BLOCK, 1/8X1/4X2	
6	NSS	1	SERIAL TAG	
7	91164094	1	ROPS WARNING DECAL	
8	91164087	1	HOLE PLUG, 3/4	
9	91164086	3	HOLE PLUG, 3/8	



CAB

S/N 0189001 thru 0189345 &
0160000230 thru 0160015436

Figure 6-2 Cab Enclosure With Heater Option




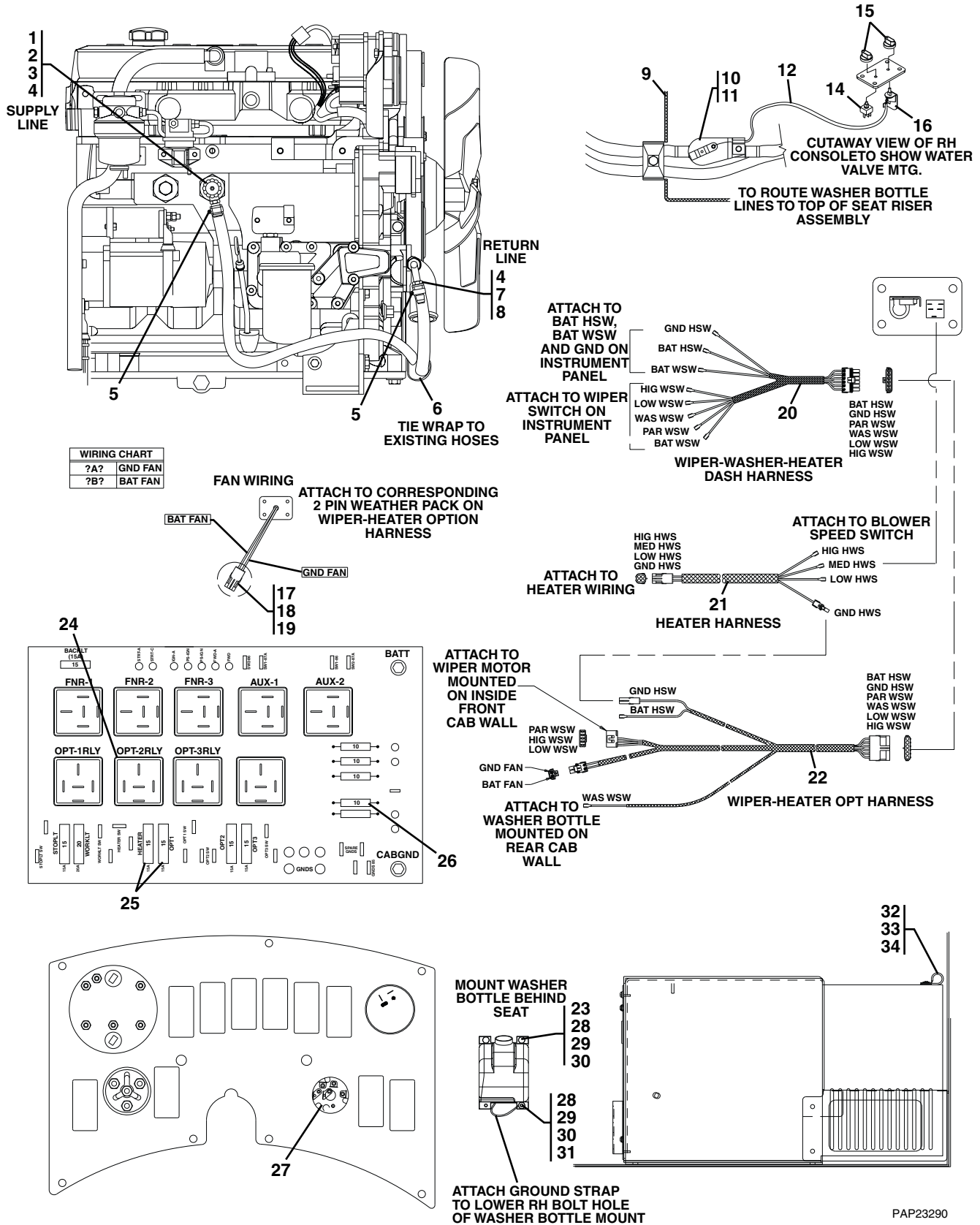


Figure 6-2 Cab Enclosure With Heater Option

Item	Part Number	Qty.	Description	Rev.
	91415027	1	CAB ENCLOSURE WITH HEATER OPTION, (includes Cab Enclosure, 91403084, shown below & Heater Option Assy, 91405056, shown on Figure 12-8)	D
	91403084	1	CAB ENCLOSURE, (includes all items on Figures 6-2 thru 6-4)	B
1		Ref	LH SIDE ASSY, (see Figure 6-3 for details)	
2		Ref	DOOR HOLD OPEN ASSY, (see Figure 6-3 for details)	
3	91404295	1	HEADLINER, 1 IN, (inside cab)	
4	91404301	1	EMERGENCY HAMMER WITH CABLE	
5		Ref	CAB GLASS, (see Figure 6-4 for details)	
6	91404293	1	WIPER MOTOR ASSY, (includes items 7 & 14)	
	7029860	1	WIPER MOTOR, 12V	
7	80384215	1	SHAFT & PIVOT ASSY	
8	1001081310	1	WET ARM SPACER	
9	80384207	2	HEX SCREW, 1/4-28X3/4	
10	1001081311	1	WET ARM KIT	
11	1001081308	1	WIPER ARM	
12	80384213	1	WIPER BLADE	
13	91334135	1	SPACER	
14	80384203	1	WIPER DRIVE ARM	
15	NSS	1	SERIAL TAG	
16	1001081307	1	WIPER ARM ADAPTOR	
17	91404297	2	WASHER	
18	91404298	3	RIVET	
19	91404299	1	EMERGENCY EXIT DECAL	
20	80364023	1	STRIKER BOLT	
21	91334024	1	HEX BOLT, 3/8-16X7/8	



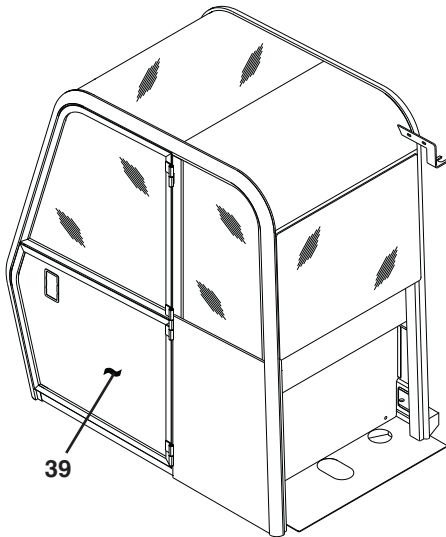
Figure 6-2 Cab Enclosure With Heater Option



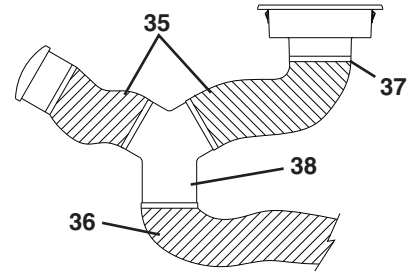
PAP23290



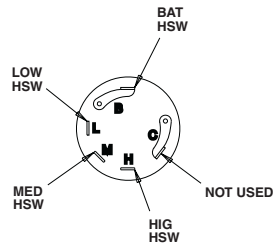
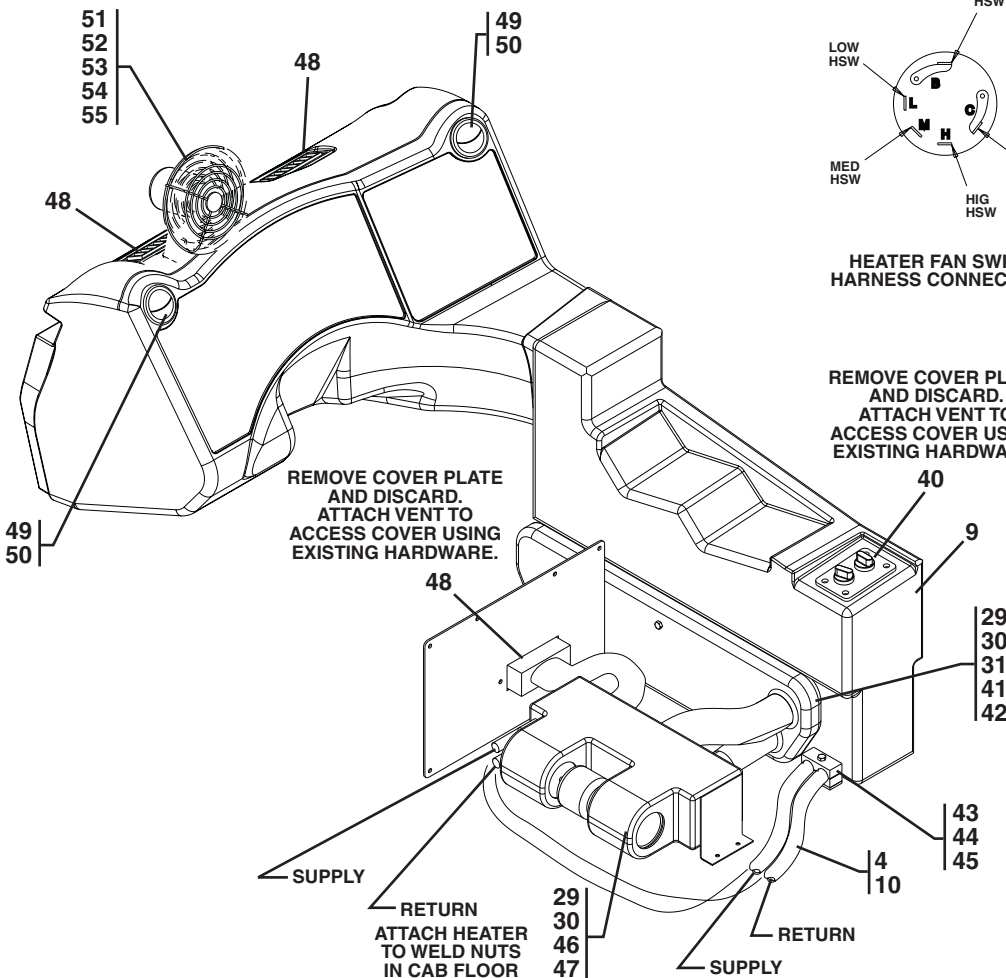
Figure 6-2 Cab Enclosure With Heater Option (Continued)



USE THIS CLAMP TO ATTACH VENT HOSE TO VENTS, PLENUM AND HEATER



ATTACH HOSES FROM 3-WAY CONNECTORS TO FRONT OPENING ON THE PLENUM.



HEATER FAN SWITCH HARNESS CONNECTIONS

REMOVE COVER PLATE AND DISCARD. ATTACH VENT TO ACCESS COVER USING EXISTING HARDWARE.

REMOVE COVER PLATE AND DISCARD. ATTACH VENT TO ACCESS COVER USING EXISTING HARDWARE.



CAB

Figure 6-2 Cab Enclosure With Heater Option

Item	Part Number	Qty.	Description	Rev.
	91415088	1	CAB ENCLOSURE KIT INSTALLATION, (includes items 1 thru 55)	C
1	80373046	1	FITTING	
2	91083155	1	TRUCK VALVE	
3	77383540	1	COOLANT RESTRICTER ORIFICE	
4	82033995	26 ft	HEATER HOSE, 5/8 IN	
5	86671187	2	HEATER HOSE CLAMP	
6	86683122	1	TIE WRAP	
7	80683073	1	ADAPTER FITTING	
8	91403443	1	BARBED FITTING, 90 DEGREE	
9		Ref	RH CONSOLE, (see Figure 6-6 for details)	
10	86683193	4	HOSE CLAMP	
11	83683182	1	WATER VALVE	
12	91413038	1	HEATER CABLE	
14	80964001	1	BLOWER SWITCH	
15	80363069	2	KNOB, 3/16 SHAFT	
16	80363028	1	ROTARY CONTROL	
17	80963058	1	WEATHER PACK SHROUD	
18	80963069	2	WEATHER PACK PINS	
19	80963065	2	WEATHER PACK SEALS	
20	91403351	1	WIPER/WASHER HARNESS	
21	91403352	1	HEATER HARNESS	
22	91403350	1	WIPER/HEATER HARNESS	
23	1001111112	1	WINDOW WASHER FLUID TANK	
24	77363265	1	RELAY	
25	77363268	2	AUTO FUSE, 15 AMP	
26	77363267	1	AUTO FUSE, 10 AMP	
27	80963101	1	WIPER SWITCH	
28	88201005	3	HEX HD CAPSCREW, 1/4-20X1	
29	88561002	9	FLAT WASHER, 1/4	
30	88551009	8	LOCKWASHER, 1/4	
31	88501004	2	HEX NUT, 1/4-20	
32	91413036	2	SELF-TAPPING SCREW, #6X1/2	
33	24861170	2	CLAMP	
34	88561105	2	FLAT WASHER, #10	
35	71492150	10 ft	VENT HOSE, 2 IN	
36	71492152	10.5 ft	VENT HOSE, 2-1/2 IN	
37	84231107	18	HOSE CLAMP	
38	91403539	2	3 WAY CONNECTOR	
39	91403084	1	CAB ENCLOSURE, (includes all items on Figures 6-2 thru 6-4)	
40	91403445	1	HEATER CONTROL PANEL	
41	91403329	1	HEAT/AC PLENUM	
42	88201011	1	HEX HD CAPSCREW, 1/4-20X2-1/2	
43	77133279	1	CLAMP SET	
44	77133137	1	COVER PLATE	
45	88201023	1	HEX HD CAPSCREW, 5/16-18X1-3/4	
46	91403280	Ref	HEATER UNIT, (Before S/N 0160037689), (no longer available, use 1001114282 for replacement)	
	1001114282	1	HEATER UNIT, 3 SPEED, (S/N 0160037689 & After)	
47	88261015	4	BUTTON HD CAPSCREW, 1/4-20X5/8	



Figure 6-2 Cab Enclosure With Heater Option (Continued)

Item	Part Number	Qty.	Description	Rev.
48	91413053	3	RECTANGULAR VENT	
49	91403596	2	VENT REDUCER	
50	80363106	2	CIRCULAR VENT	
51	91403608	1	DEFROSTER FAN	
52	91401443	1	FAN BASE PLATE	
53	91033425	1	RUBBER GROMMET	
54	88211030	4	SOCKET HD CAPSCREW, #10-24X3/4	
55	77143017	4	WHIZ-LOCKNUT, #10-24	



CAB

Figure 6-3 Cab Enclosure

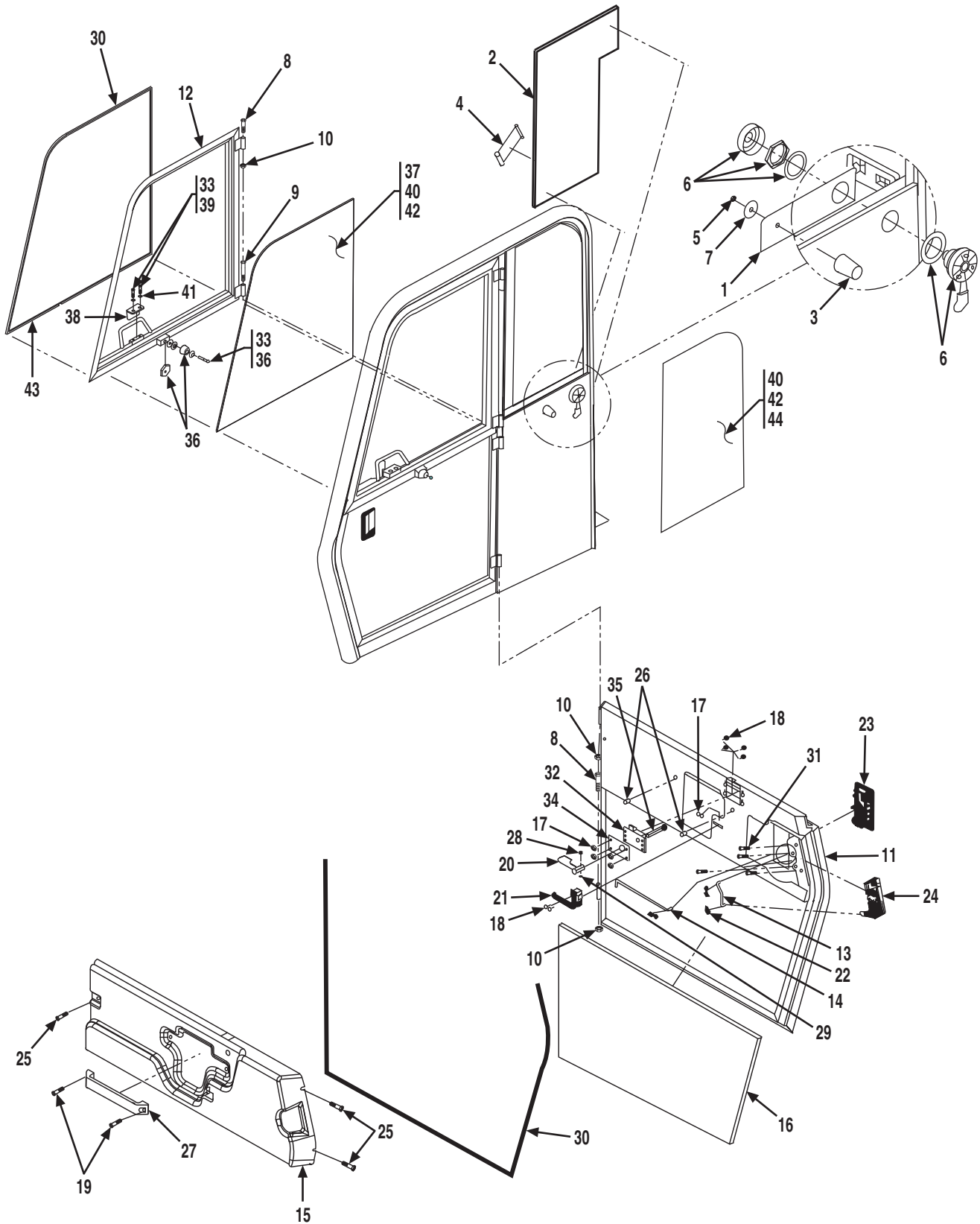




Figure 6-3 Cab Enclosure

Item	Part Number	Qty.	Description	Rev.
	91403084	1	CAB ENCLOSURE, (includes all items on Figures 6-2 thru 6-4)	
1	91404292	1	HOLD OPEN PLATE	
2	91404294	1	FOAM, LH SIDE PANEL	
3	91404300	1	RUBBER BUMPER	
4	80384218	1	DOOR STRAP	
5	91334031	1	HEX NUT, 5/16-18	
6	91404303	1	DOOR HOLD OPEN, FEMALE	
7	91404304	1	WASHER	
8	80384205	2	HEX BOLT, 3/8-16X4	
9	91404305	1	HEX BOLT, 3/8-16X5	
10	91404306	3	HEX NUT, 3/8-16	
11	91404307	1	LOWER DOOR ASSY, (includes items 13 thru 29, 8ft. of item 30, items 31, 32, 34 & 35)	
12	91404308	1	UPPER DOOR ASSY, (includes 11ft. of item 30, item 33 & 36 thru 43)	
13	91404309	1	DOOR ROD, EXT. RELEASE	
14	91404310	1	DOOR ROD, INT. RELEASE	
15	91404311	1	PLASTIC DOOR COVER	
16	91404312	1	FOAM, 1/2, LOWER DOOR	
17	91404313	6	LOCKNUT, #10-24	
18	80384191	6	WHIZ-LOCK SCREW, #10-24X1/20	
19	91404314	2	FLAT HD SCREW, 1/4-20X1-1/4	
20	91404315	1	RH WINDOW RELEASE/LH DOOR LEVER	
21	80384192	1	HANDLE	
22	80384187	3	CLIP	
23	80384184	1	PADDLE LATCH	
24	80384186	1	CAM LATCH	
25	80264066	3	SCREW, M5X1X12 THREAD CUTTING	
26	80364088	2	INSERT NUT, 1/4-20	
27	91404316	1	DIE CAST GRAB HANDLE	
28	91404317	1	SCREW, #8-32X1.12	
29	91404318	1	NYLOCK NUT, #8-32	
30	80364001	19ft.	BULB SEAL, P-STEM	
31	80384189	4	HEX SCREW, 1/4-20X3/4	
32	91404319	1	LH SLAM LATCH	
33	91344018	AR	BLUE LOCTITE	
34	91404320	1	SLAM LATCH STIFFENER	
35	91404321	1	LOWER DOOR DRIVE BAR WELDMENT	
36	91474492	1	DOOR HOLD OPEN	
37		Ref	UPPER DOOR GLASS, (see Figure 6-4 for details)	
38	91404323	1	SLAM LATCH STRIKER	
39	91404324	2	HEX BOLT, 5/16-18X5/8	
40	91404302	AR	ACTIVATOR, SIKA	
41	91334032	2	FLAT WASHER, 5/16X3/4X.06	
42	80364009	AR	SEALANT	
43	91344046	AR	SEALANT/ADHESIVE	
44		Ref	LH SIDE GLASS WINDOW, (see Figure 6-4 for details)	



CAB

Figure 6-4 Cab Enclosure

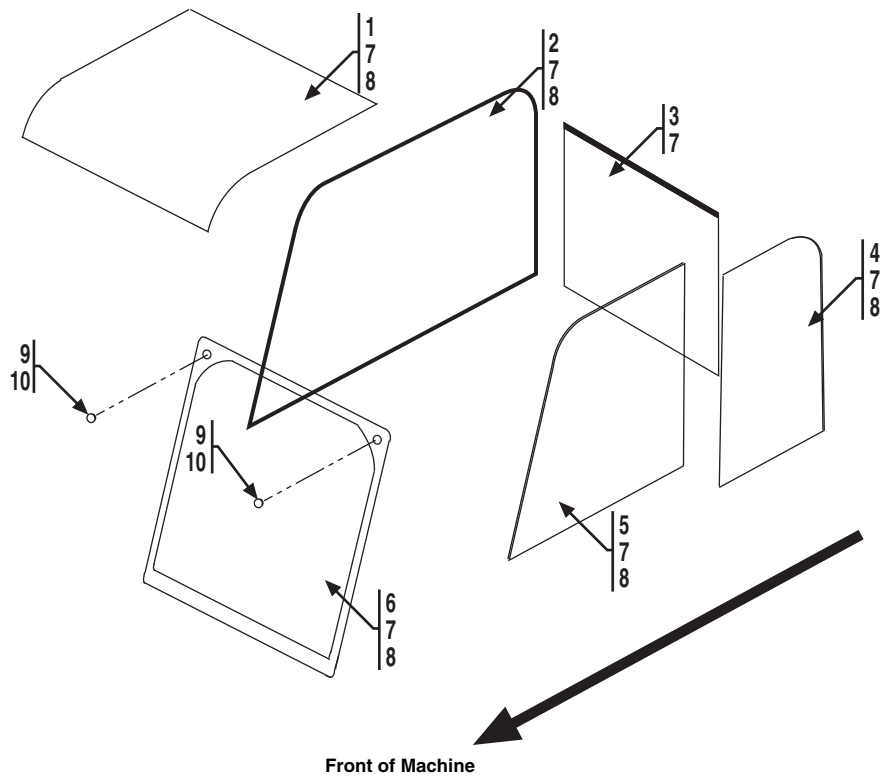


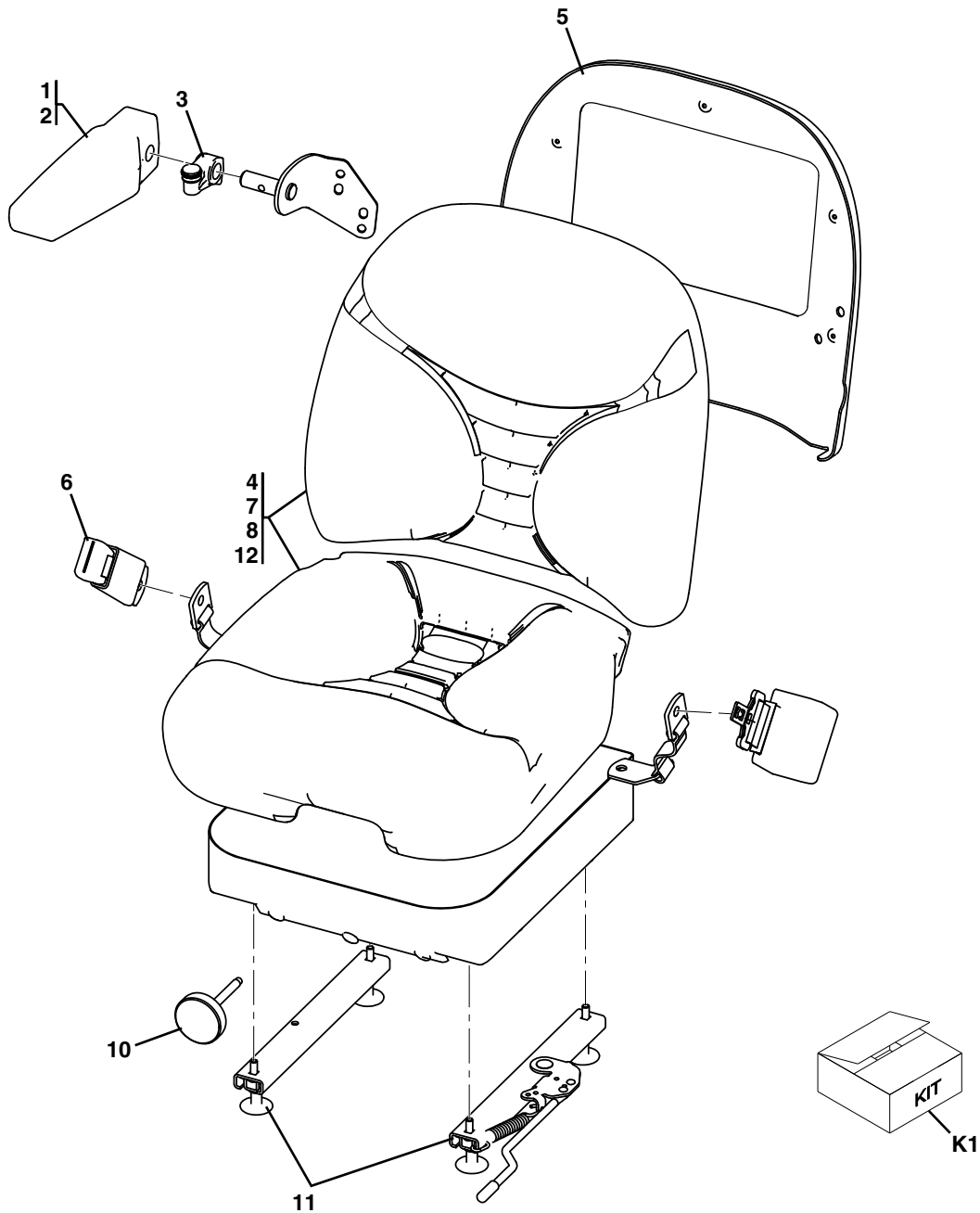


Figure 6-4 Cab Enclosure

Item	Part Number	Qty.	Description	Rev.
	91403084	1	CAB ENCLOSURE, (includes all items on Figures 6-2 thru 6-4)	
1	91413142	1	SKYLIGHT WINDOW	
2	91404109	1	RH SIDE WINDOW WITH BORDER	
3	91404110	1	REAR WINDOW WITH BORDER	
4	80364030	1	LH SIDE DOOR WINDOW	
5	91404322	1	UPPER DOOR GLASS	
6	91404291	1	FRONT WINDOW	
7	80364009	AR	SEALANT	
8	91404302	AR	ACTIVATOR	
9	91404296	2	HOLE PLUG, 1-1/4	
10	80364012	AR	CLEAR SEALANT	



Figure 6-5 Suspension Seat



PAP23910




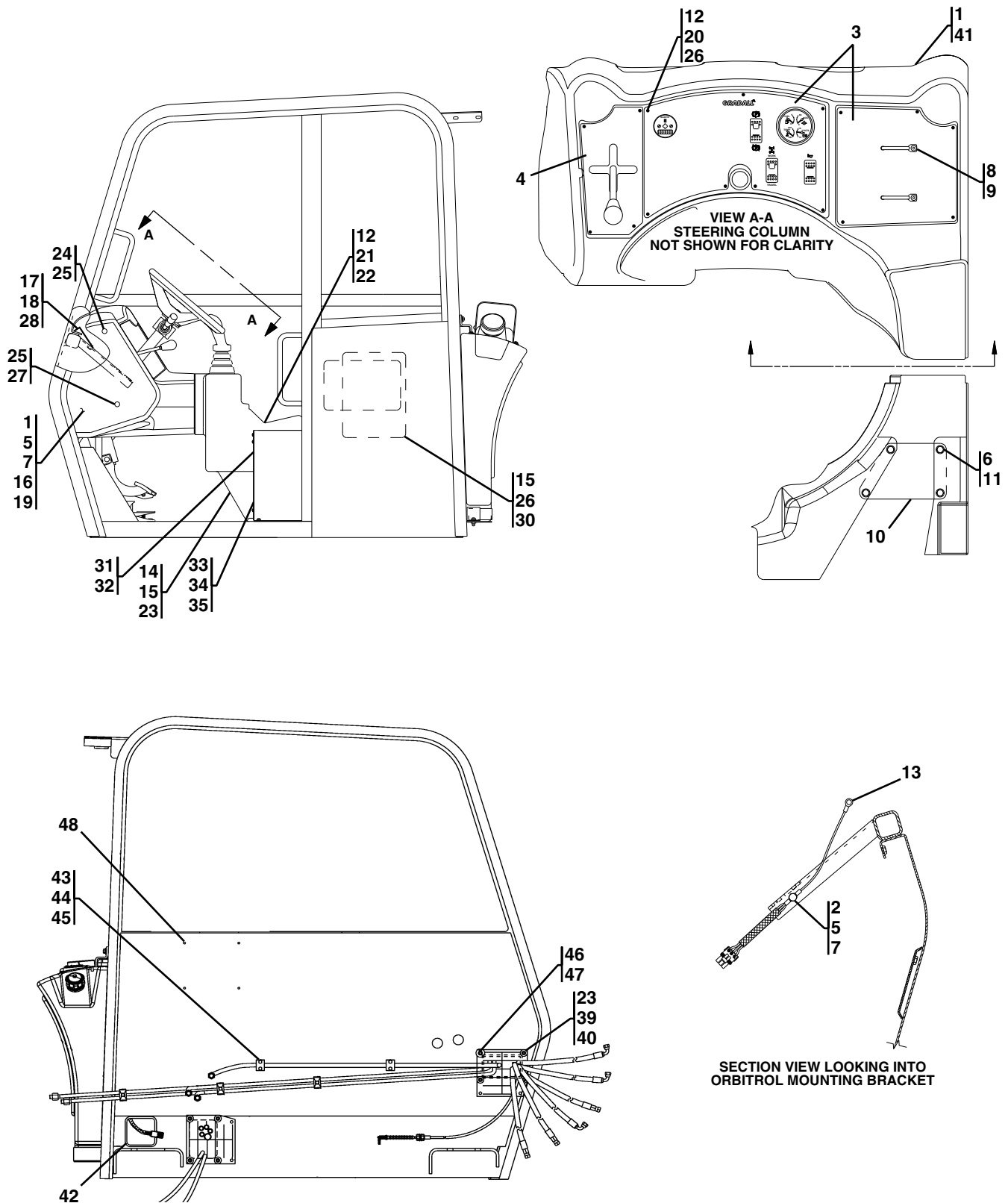
Figure 6-5 Suspension Seat

Item	Part Number	Qty.	Description	Rev.
	91563158	1	SUSPENSION SEAT, (includes all items)	F
1	7026904	1	ARMREST ASSY RH KIT, (includes items 2 & 3)	
2	NSS	1	ARMREST, MOLDED KIT	
3	NSS	1	ARMREST STOP ASSY	
4	7026900	1	BACK CUSHION KIT	
5	7026902	1	BACK PANEL KIT	
6	7026905	1	SEAT BELT KIT	
	91563164	1	SEAT BELT, 3 IN, (California Only) , (not included with 91563158)	
7	7026906	1	TETHER KIT	
8	7026901	1	SEAT CUSHION KIT	
10	7026799	1	KNOB KIT	
11	7026798	1	SLIDE KIT	
12	1001101085	1	SUSPENSION SEAT WITH 2 IN SEAT BELT	
K1	70023139	1	SEAT BELT KIT, 3 IN, (California only) , (includes retractor & female ends)	



CAB

Figure 6-6 Dash Assembly



PAP23670



Figure 6-6 Dash Assembly

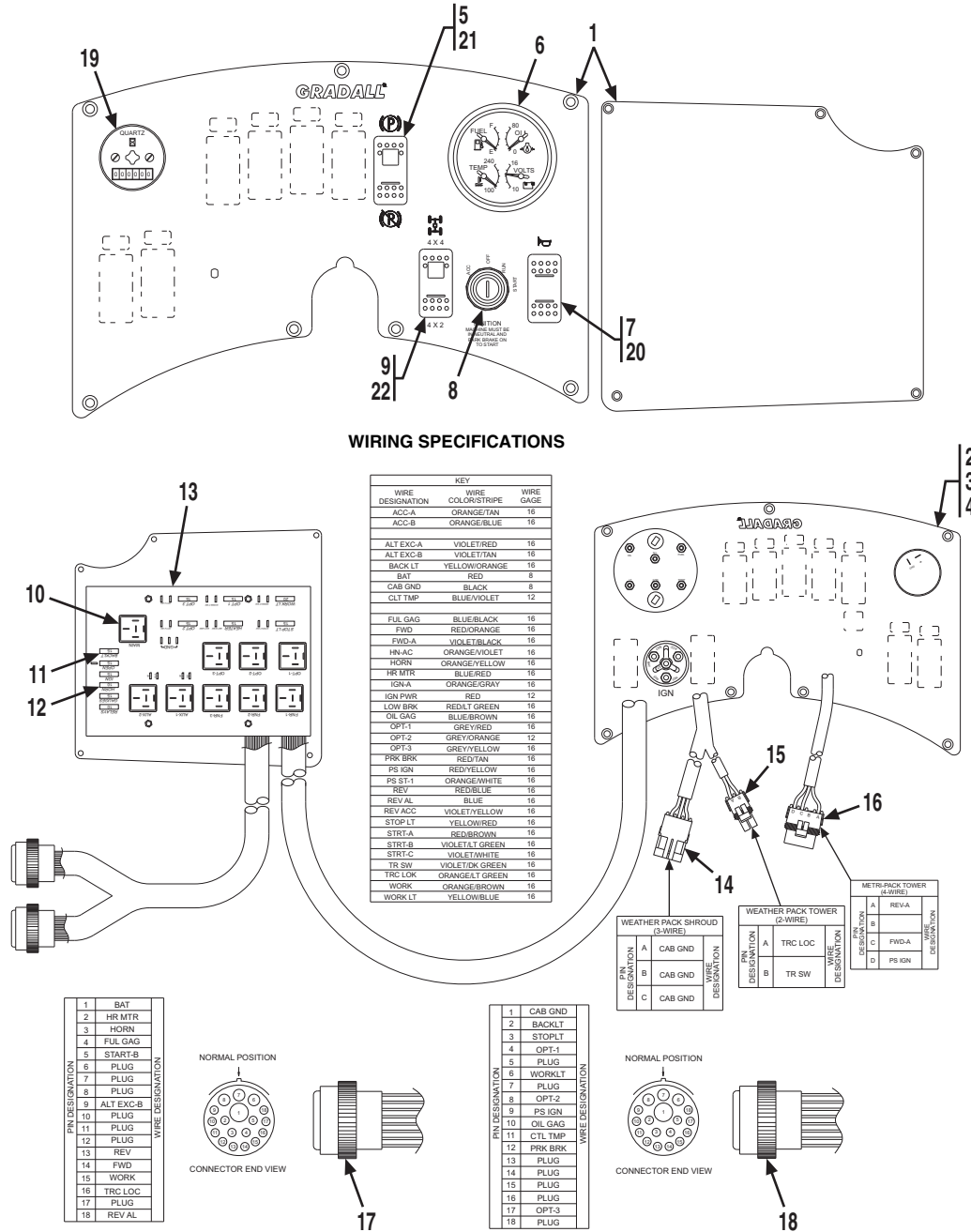
Item	Part Number	Qty.	Description	Rev.
1	91403298	1	DASH, (open cab), (S/N 0189001 thru 0160001274)	
	91473211	1	DASH, (open cab), (S/N 0160001286 & After)	
2	91403481	1	GROUND HARNESS	
3		Ref	INSTRUMENT PANEL, (see Figure 6-7 for details)	
4	91403289	1	LH TILT/SWAY PANEL	
5	88561003	2	FLAT WASHER, 5/16	
6	88561002	15	FLAT WASHER, 1/4	
7	88201020	1	HEX HD CAPSCREW, 5/16-18X1, GR5	
8	91163087	2	LOAD CHART BRACKET	
9	88302125	2	BUTTON HD CAPSCREW, 1/4-20X5/8	
10	91401516	1	DASH BRACE	
11	88201002	4	HEX HD CAPSCREW, 1/4-20X5/8, GR5	
12	80363034	16	TINNERMAN NUT	
13	91361018	1	JUMPER WIRE	
14	91403620	1	RH CONSOLE, (S/N 0189001 thru 0160015436)	
	91403288	1	RH CONSOLE, (S/N 0160015465 & After)	
15	88201005	6	HEX HD CAPSCREW, 1/4-20X1, GR5	
16	88201023	1	HEX HD CAPSCREW, 5/16-18X2-1/2, GR5	
17	91401590	1	DASH CLAMP	
18	80973025	2	BOLT WHIZ-LOCK, 3/8-16X1	
19	91083533	2	FENDER WASHER	
20	1001100322	16	PAN HD SCREW, #10	
21	91413110	1	CONTROL PANEL, (blank)	
22	91413051	4	SELF-TAPPING SCREW, #10X3/4	
23	91413050	2	FENDER WASHER	
24	88201018	1	HEX HD CAPSCREW, 5/16-18X3/4	
25	91023098	2	FENDER WASHER	
26	88561002	4	FLAT WASHER, 1/4	
27	88201021	1	HEX HD CAPSCREW, 5/16-18X1-1/4	
28	90200755	32 in	GASKA TAPE	
30	91403230	1	MANUAL CASE	
31	91561200	1	VENT COVER	
32	91413036	2	SELF-TAPPING SCREW, #6	
33	91561150	1	ACCESS COVER PLATE	
34	0630407	6	BUTTON HD CAPSCREW, 1/4-20X5/8	
35	0471140	6	WASHER, 1/4	
36		Ref	SUSPENSION SEAT, (not shown), (see Figure 6-5 for details)	
37		Ref	WHIZ-LOCKNUT, 5/16-18, (not shown), (see Figure 6-5 for details)	
38		Ref	FLAT WASHER, 5/16, (not shown), (see Figure 6-5 for details)	
39	91473163	1	RUBBER GUARD	
40	88521004	7	LOCKNUT, 1/4-20	
41	91473212	1	DASH, (enclosed cab)	
42	90206194	54 in	TRIM-LOCK	
43	77133497	2	CLAMP SET	
44	77133498	2	COVER PLATE	
45	88201007	4	HEX HD CAPSCREW, 1/4-20X1-1/2	
46	88521005	1	STOVER LOCKNUT, 5/16-18	
47	91023098	1	FENDER WASHER, 5/16	
48	91413130	4	NYLON HOLE PLUGS	



CAB

S/N 0189001 thru 0189345 &
0160000230 thru 0160001274

Figure 6-7 Instrument Panel



NOTE:

BLACK PLASTIC PANEL NOT AVAILABLE FOR SERVICE. MUST ORDER COMPLETE INSTRUMENT PANEL, 91403461, FOR REPLACEMENT

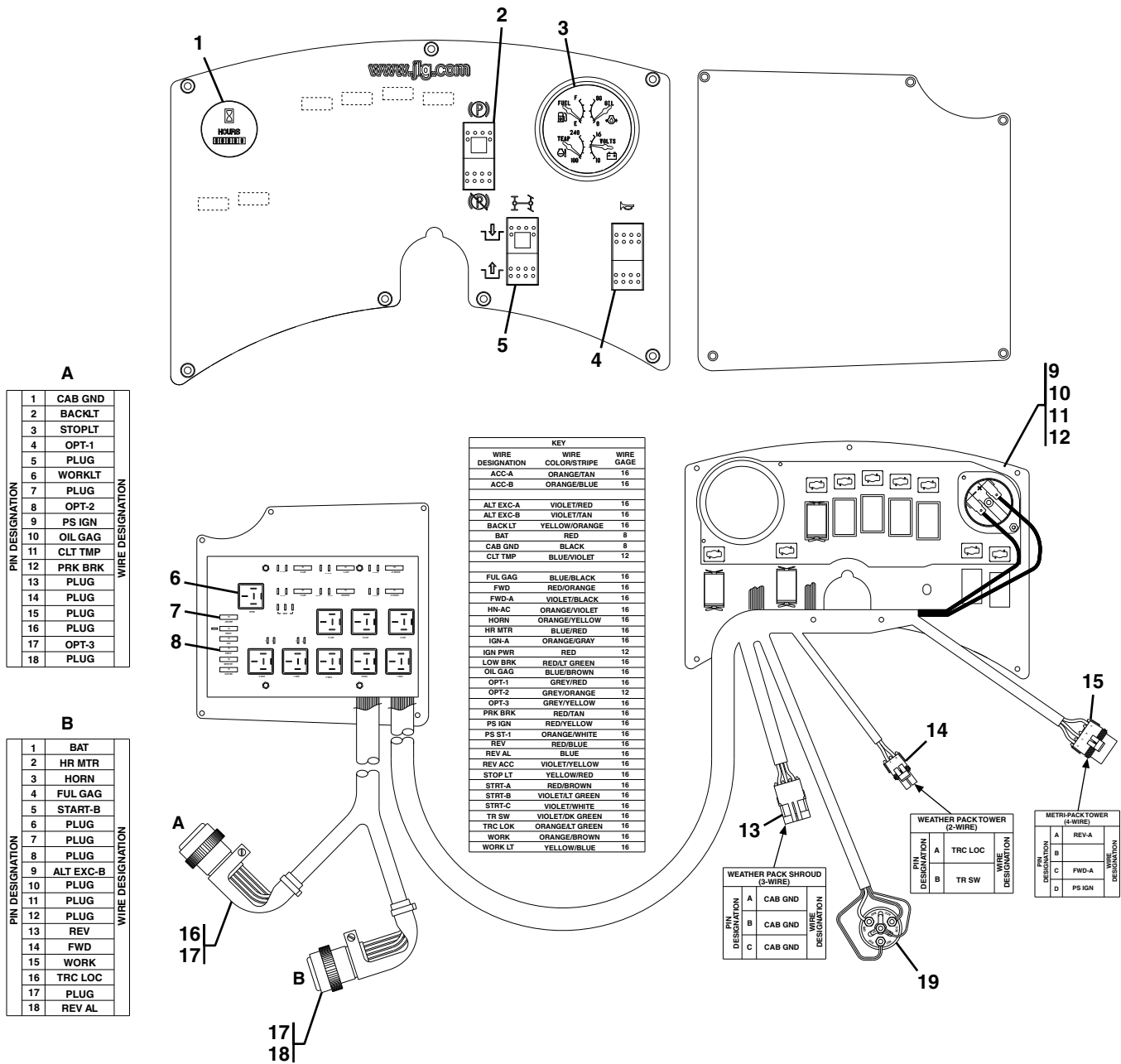


Figure 6-7 Instrument Panel

Item	Part Number	Qty.	Description	Rev.
1	91403461	1	INSTRUMENT PANEL, (includes all items)	M
2	91404332	1	LARGE GAUGE BRACKET	
3	91404334	4	LAMP ASSY, (includes item 4)	
4	91404335	4	BULB	
5	91404329	1	PARK BRAKE SWITCH, (includes item 21)	
6	91404336	1	4-IN-1 GAUGE	
7	91404330	1	HORN SWITCH, (includes item 20)	
8	91033317	1	IGNITION SWITCH	
	77384578	1	KEY	
9	91404328	1	4X4 SWITCH, (includes item 22)	
10	77363265	AR	RELAY	
11	77363268	AR	FUSE, 15 AMP	
12	77363267	AR	FUSE, 10 AMP	
13	91404333	1	SMALL GAUGE BRACKET	
14	80963060	1	CONNECTOR	
15	80963057	1	CONNECTOR	
16	91364013	1	CONNECTOR	
17	91404331	1	CONNECTOR	
18	91334038	1	CONNECTOR	
19	90205688	1	HOURLMETER	
20	91404349	1	ACTUATOR	
21	91404350	1	ACTUATOR	
22	91404351	1	ACTUATOR	



Figure 6-7 Instrument Panel



PAP23230




Figure 6-7 Instrument Panel

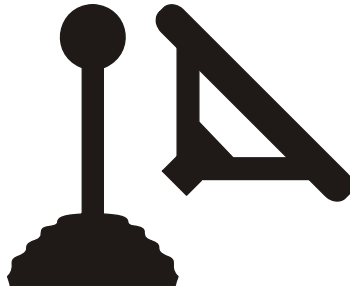
Item	Part Number	Qty.	Description	Rev.
	91413060	1	INSTRUMENT PANEL, (includes all items)	F
1	90205688	1	HOURMETER	
2	91404329	1	PARK BRAKE SWITCH, (includes actuator)	
3	91404336	1	4-IN-1 GAUGE	
4	91404330	1	HORN SWITCH, (includes actuator)	
5	91404328	1	4X4 SWITCH, (includes actuator)	
6	77363265	AR	RELAY	
7	77363268	AR	FUSE, 15 AMP	
8	77363267	AR	FUSE, 10 AMP	
9	91404332	1	LARGE GAUGE BRACKET	
10	91404333	1	SMALL GAUGE BRACKET	
11	91404334	4	LAMP ASSY, (includes item 12)	
12	91404335	4	BULB	
13	80963060	1	CONNECTOR	
14	80963057	1	CONNECTOR	
15	91364013	1	CONNECTOR	
16	91334038	1	CONNECTOR	
17	91474463	2	STRAIN RELIEF, 90 DEGREE	
18	91404331	1	CONNECTOR	
19	91033317	1	IGNITION SWITCH	
	77384578	1	KEY	



CAB

This Page Intentionally Left Blank

SECTION 7 CONTROLS





CONTROLS

Figure 7-1 Tilt & Sway

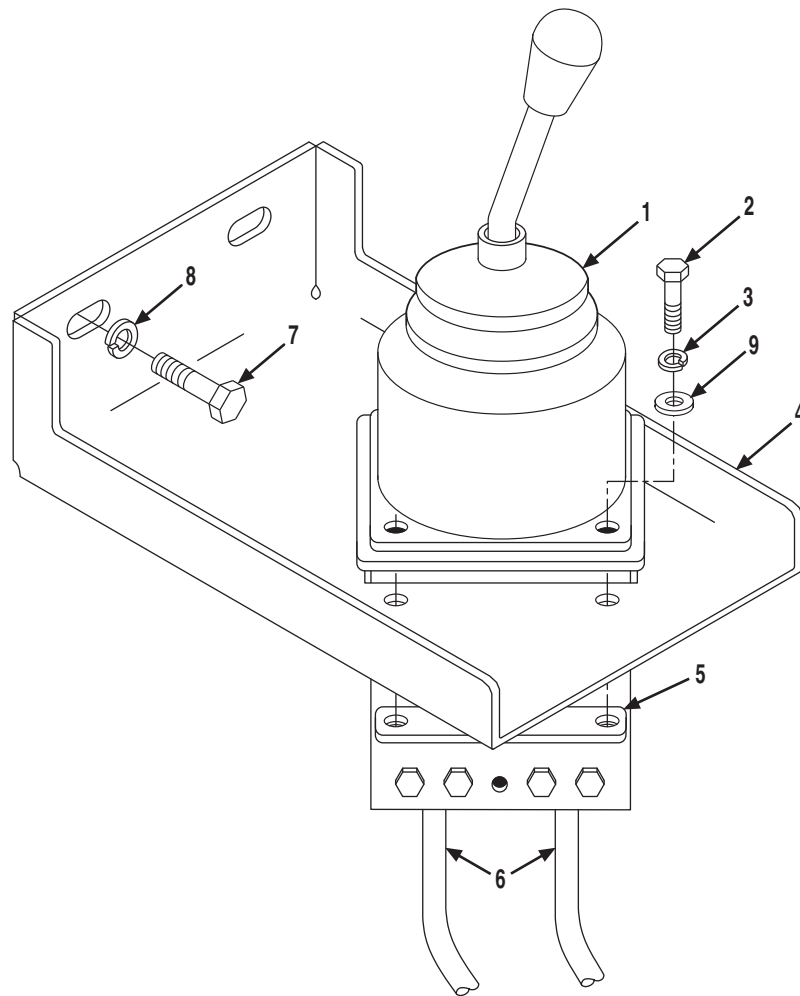




Figure 7-1 Tilt & Sway

Item	Part Number	Qty.	Description	Rev.
	91405047	1	TILT & SWAY CONTROL ASSY, (includes items 1 thru 6 & 9)	C
1		Ref	JOYSTICK, (see Figure 7-7 for details)	
2	88201005	4	HEX HD CAPSCREW, 1/4-20X1, GR5	
3	88551009	4	LOCKWASHER, 1/4	
4	91401168	1	LH TILT/SWAY BRACKET	
5	91416006	2	WELD NUT PLATE	
6	91403309	2	CONTROL CABLES	
7	88201065	2	HEX HD CAPSCREW, 1/2-13X1, GR5	
8	88551013	2	LOCKWASHER, 1/2	
9	88561107	4	FLAT WASHER, 1/4	



CONTROLS

S/N 0189001 thru 0189345 &
0160000230 thru 0160001370

Figure 7-2 Accelerator Pedal Assembly

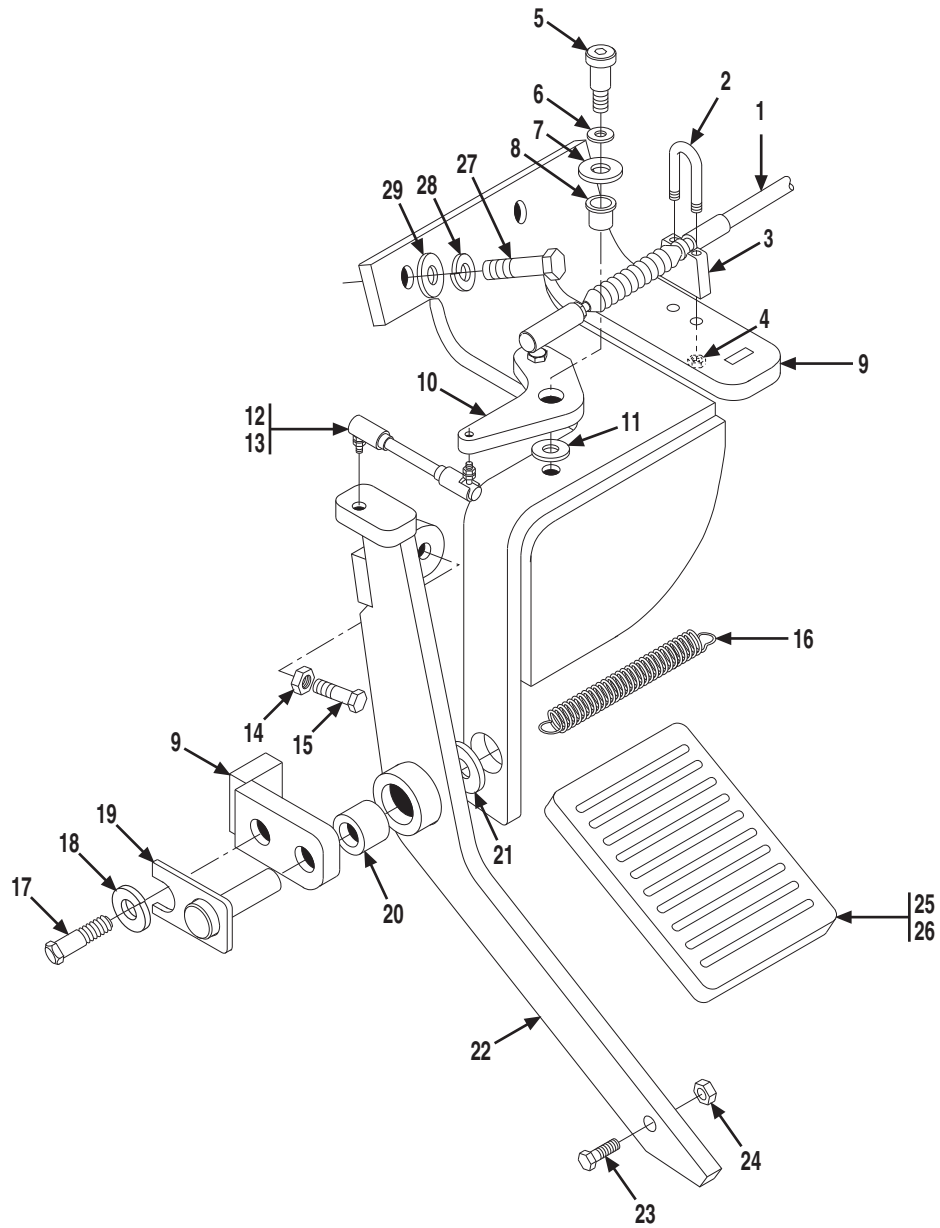


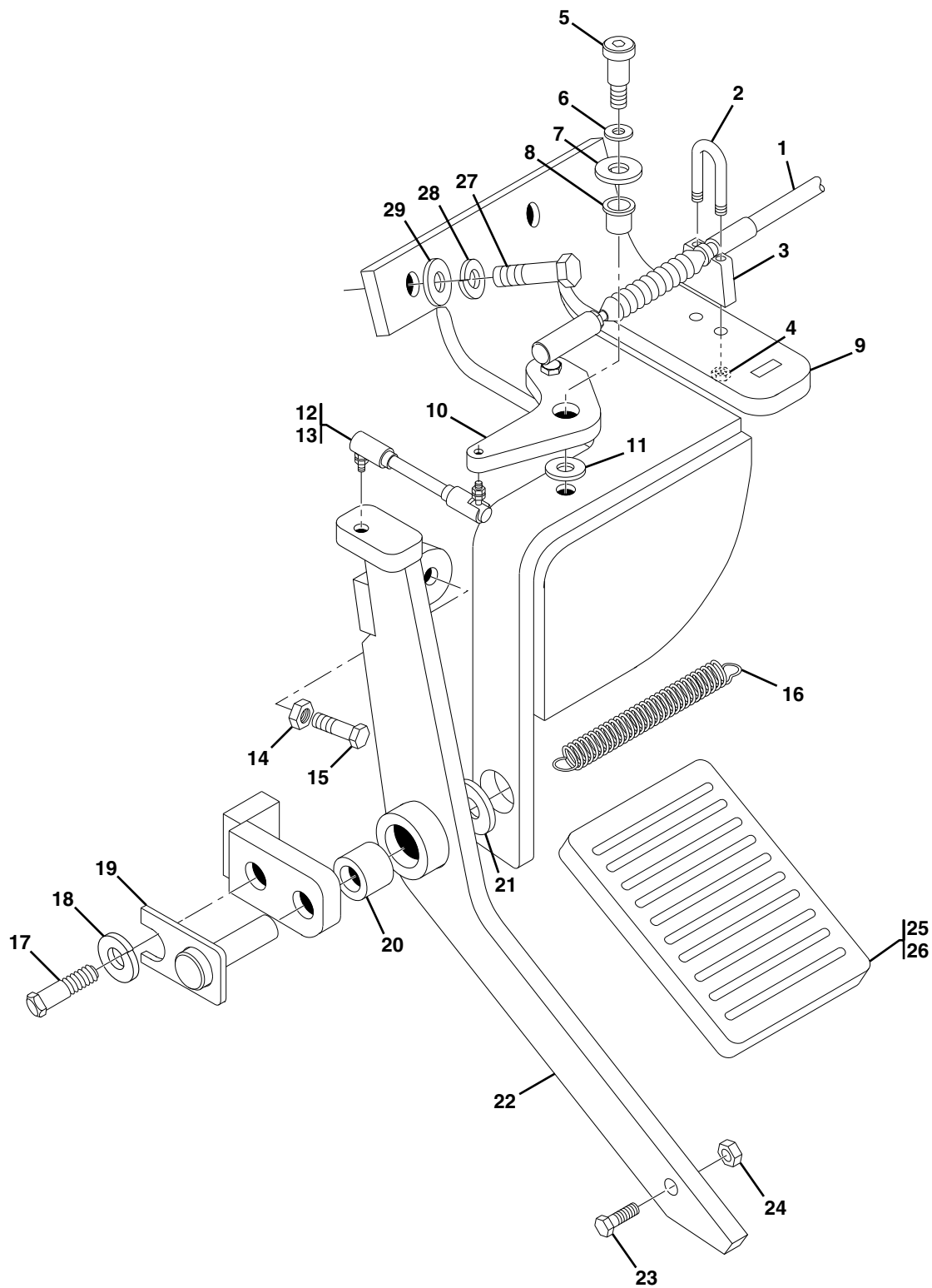


Figure 7-2 Accelerator Pedal Assembly

Item	Part Number	Qty.	Description	Rev.
	91405084	1	ACCELERATOR PEDAL ASSY, (includes items 1 thru 26)	M
1	91403307	1	ACCELERATOR CABLE, (includes items 2 thru 4)	
2	91404211	1	U-BOLT	
3	91404212	1	SADDLE	
4	91404213	2	HEX NUT	
5	88251019	1	SOCKET HD SHOULDER SCREW, 3/8X5/8, (5/16-18 thread)	
6	90028946	1	WAVE WASHER, 3/8	
7	88561109	1	FLAT WASHER, 3/8	
8	91403473	1	FLANGE BUSHING	
9	91406027	1	ACCELERATOR PEDAL BRACKET	
10	91406139	1	ACCELERATOR BELL CRANK	
11	91403474	1	TEFLON WASHER	
12	91403476	1	STUD, #10-32X1-1/4	
13	91403521	2	BALL JOINT, 1/4-28	
14	88501006	1	HEX NUT, 3/8-16	
15	88211073	1	SOCKET HD CAPSCREW, 3/8-16X1-1/2, GR8	
16	91413014	1	EXTENSION SPRING	
17	88201018	1	HEX HD CAPSCREW, 5/16-18X3/4, GR5	
18	88551010	1	LOCKWASHER, 5/16	
19	91406148	1	PIVOT PIN	
20	91083136	2	BUSHING	
21	88561108	1	FLAT WASHER, 5/16	
22	91406147	1	ACCELERATOR PEDAL ARM	
23	88201005	1	HEX HD CAPSCREW, 1/4-20X1, GR5	
24	88521304	1	HEX LOCKNUT, 1/4-20	
25	91401423	1	PEDAL	
26	80263108	1	PEDAL PAD	
27	88201020	2	HEX HD CAPSCREW, 5/16-18X1, GR5	
28	88551010	2	LOCKWASHER, 5/16	
29	88561003	2	FLAT WASHER, 5/16	



Figure 7-2 Accelerator Pedal Assembly



PAP23640

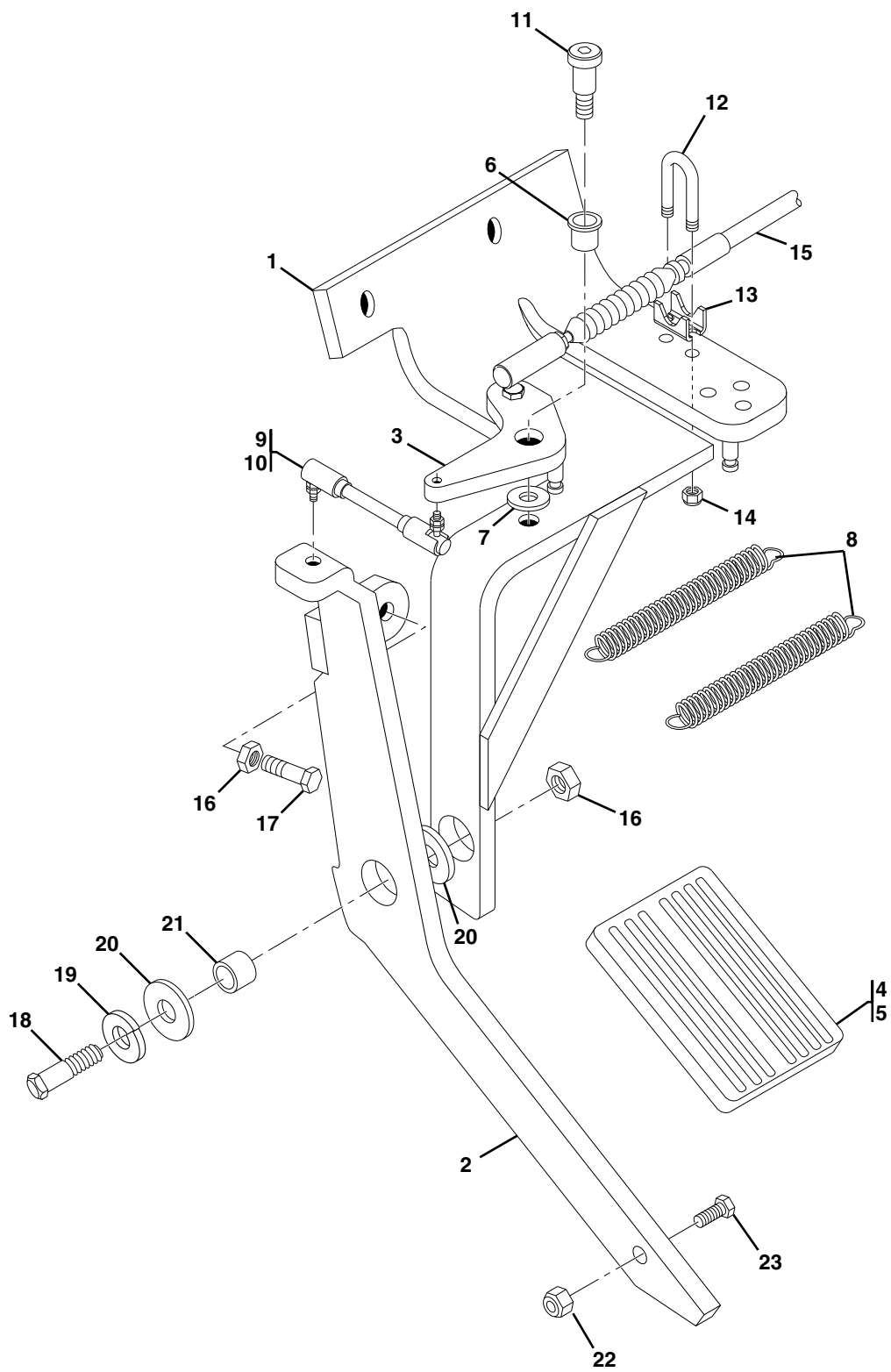


Figure 7-2 Accelerator Pedal Assembly

Item	Part Number	Qty.	Description	Rev.
	91415067	Ref	ACCELERATOR PEDAL ASSY, (no longer available, use 1001102560 or see items 1 thru 26)	D
1	91413121	1	ACCELERATOR CABLE, (includes items 2 thru 4)	
2	91404211	1	U-BOLT	
3	91404212	1	SADDLE	
4	91404213	2	HEX NUT	
5	88251019	1	SOCKET HD SHOULDER BOLT, 3/8X5/8	
6	90028946	1	WAVE WASHER, 3/8	
7	88561109	1	FLAT WASHER, 3/8	
8	91403473	1	FLANGE BUSHING	
9	91476053	1	ACCELERATOR PEDAL BRACKET	
10	91406139	1	ACCELERATOR BELL CRANK	
11	91403474	1	TEFLON WASHER	
12	91403476	1	STUD, #10-32X1-1/4	
13	91403521	2	BALL JOINT, 1/4-28	
14	88501006	1	HEX NUT, 3/8-16	
15	88211073	1	SOCKET HD CAPSCREW, 3/8-16X1-1/2, GR8	
16	4160215	1	SPRING	
17	88201018	1	HEX HD CAPSCREW, 5/16-18X3/4, GR5	
18	88551010	1	LOCKWASHER, 5/16	
19	91406148	1	PIVOT PIN	
20	91083136	2	BUSHING	
21	88561108	1	FLAT WASHER, 5/16	
22	91406147	1	ACCELERATOR PEDAL ARM	
23	88201005	1	HEX HD CAPSCREW, 1/4-20X1, GR5	
24	88521304	1	LOCKNUT, 1/4-20	
25	91401423	1	PEDAL	
26	80263108	1	PEDAL PAD	
27	88201020	2	HEX HD CAPSCREW, 5/16-18X1, GR5	
28	88551010	2	LOCKWASHER, 5/16	
29	88561003	2	FLAT WASHER, 5/16	



Figure 7-2 Accelerator Pedal Assembly



PAP23900



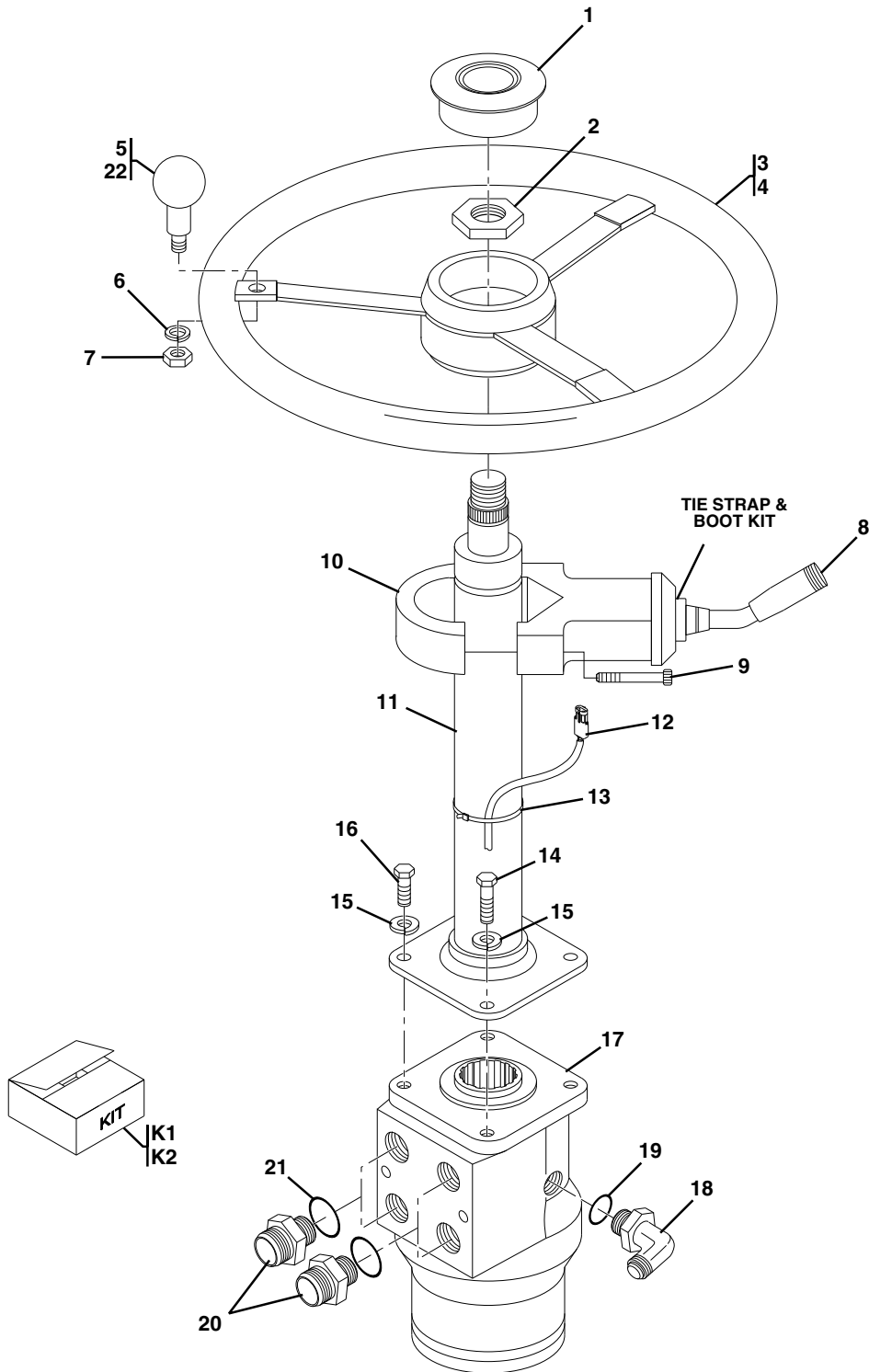
Figure 7-2 Accelerator Pedal Assembly

Item	Part Number	Qty.	Description	Rev.
	1001102560	1	ACCELERATOR PEDAL ASSY, (includes items 1 thru 23)	A
1	70023836	1	ACCELERATOR PEDAL BRACKET	
2	70023837	1	ACCELERATOR PEDAL ARM	
3	70023838	1	ACCELERATOR BELL CRANK	
4	91401423	1	PEDAL	
5	80263108	1	PEDAL PAD	
6	70023841	1	FLANGE BUSHING	
7	70023842	1	TEFLON WASHER	
8	70023843	2	EXTENSION SPRING	
9	91403476	1	STUD, 10-32X1-1/4	
10	91403521	2	BALL JOINT, 1/4-28	
11	70023846	1	SOCKET HD SHOULDER SCREW	
12	91404211	1	U-BOLT	
13	91404212	1	SADDLE	
14	91404213	2	STOP HEX NUT	
15	91413121	1	ACCELERATOR CABLE, (includes items 12 thru 14)	
16	88501006	2	HEX NUT, 3/8-16	
17	88211073	1	SOCKET HD CAPSCREW, 3/8-16X1-1/2	
18	70023849	1	SOCKET HD SHOULDER SCREW	
19	70023850	1	MACHINE BUSHING	
20	70023851	2	NYLON WASHER	
21	70023852	1	BUSHING	
22	70023853	1	STOP HEX NUT, 5/16-18	
23	70023854	1	HEX HD CAPSCREW, 5/16-18X7/8	



CONTROLS

Figure 7-3 Steering Column & Attaching Parts



NOTE:

WHEN ITEM 8 IS ORDERED, REPLACE SCREWS PROVIDED FROM VENDOR WITH ITEM 9.

PAP23760



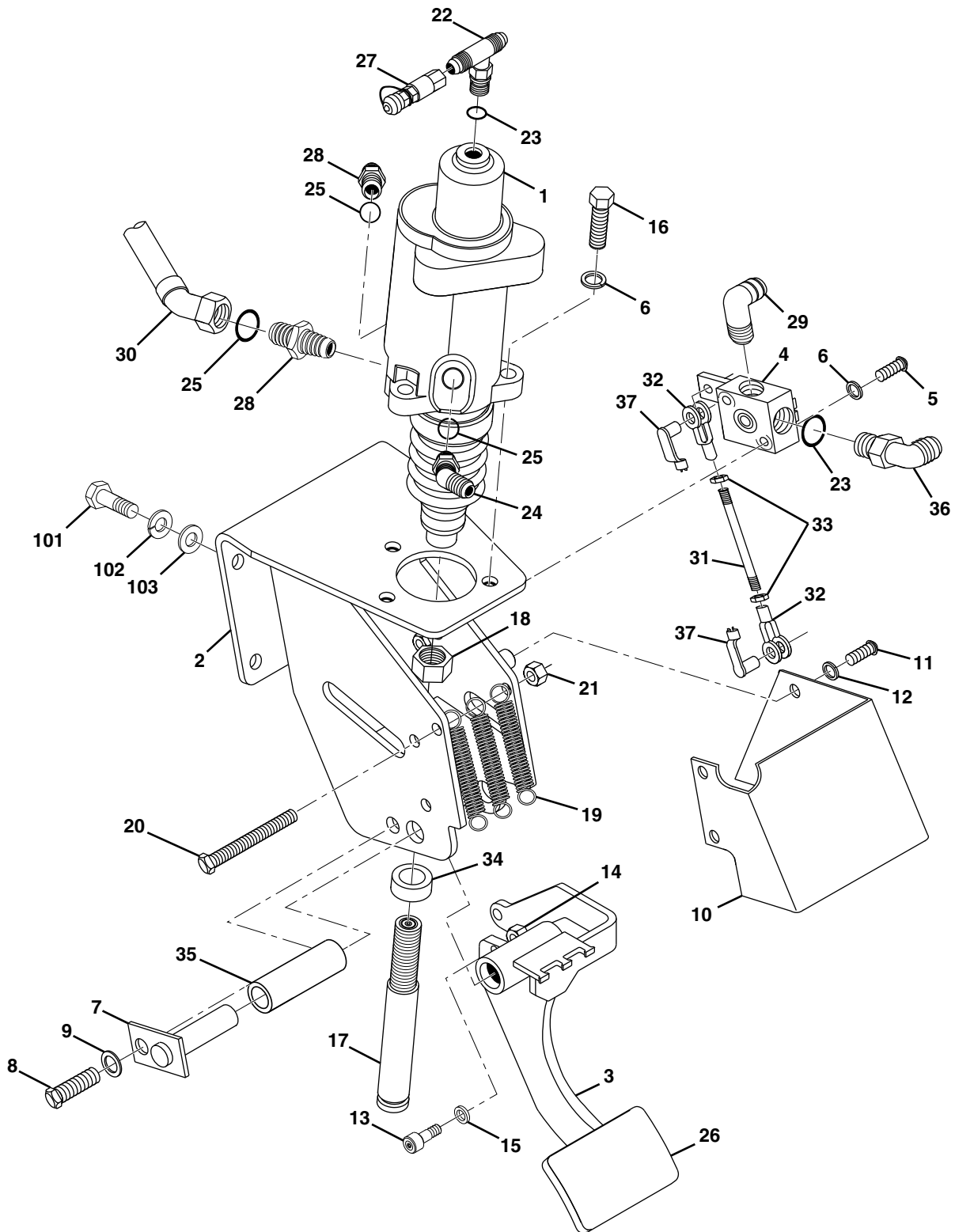
Figure 7-3 Steering Column & Attaching Parts

Item	Part Number	Qty.	Description	Rev.
	91405013	1	STEERING CONTROL ASSY, (includes items 11, 16, 17, 18 & 20 & two of item 15)	E
1	7026477	1	HORN CAP	
2	70020923	1	STEERING WHEEL NUT, (torque to 29-34 lb-ft)	
3	91475048	Ref	STEERING WHEEL ASSY, (not available to order, see items 4 & 5 for service)	B
4	91563208	1	STEERING WHEEL, (includes items 1 & 22)	F
5	91413016	1	SPINNER KNOB, (includes items 6 & 7)	
6	91414028	1	LOCKWASHER, 1/2	
7	91414029	1	HEX NUT, 1/2-13	
8	91363025	1	F-N-R SHIFTER, (includes item 10)	
9	83191059	2	HEX HD CAPSCREW, M5X0.8, (torque to 30-35 lb-ft)	
10	91144458	1	CLAMP SET	
11	91403578	1	STEERING COLUMN	
12		Ref	INSTRUMENT PANEL HARNESS, (see Figure 6-7 for details)	
13	86683122	2	TIE WRAP	
14	88201035	2	HEX HD CAPSCREW, 3/8-16X1, GR5	
15	88551011	4	LOCKWASHER, 3/8	
16	88201033	2	HEX HD CAPSCREW, 3/8-16X3/4, GR5	
17	91123126	1	STEERING CONTROL UNIT	
18	2220466	1	ELBOW, 90 DEGREE, (includes item 19)	
19	NSS	1	O-RING	
20	2220373	4	ADAPTER, (includes item 21)	
21	NSS	4	O-RING	
22	7026478	1	SPINNER KNOB	
K1	91144448	1	TIE STRAP & BOOT KIT	
K2	91144190	1	STEERING CONTROL UNIT SEAL KIT	



CONTROLS

Figure 7-4 Brake Pedal Assembly



PAP23650



Figure 7-4 Brake Pedal Assembly

Item	Part Number	Qty.	Description	Rev.
	91415004	Ref	POWER BRAKE ASSY, (includes item 1 thru 37)	H
1		Ref	POWER BRAKE VALVE, (see Figure 9-16 for details)	
2	91406141	1	BRAKE BRACKET	
3	91406143	1	BRAKE PEDAL	
4		Ref	INCHING VALVE ASSY, (see Figure 9-15 for details)	
5	88212229	2	SOCKET HD CAPSCREW, 5/16-18X1-1/2, GR8	
6	88551010	5	LOCKWASHER, 5/16	
7	91403425	1	ANCHOR PIN	
8	88201034	1	HEX HD CAPSCREW, 3/8-16X7/8, GR5	
9	88551011	1	LOCKWASHER, 3/8	
10	91401567	1	COVER PLATE	
11	88261015	3	SOCKET BUTTON HD CAPSCREW, 1/4-20X5/8	
12	88551009	3	LOCKWASHER, 1/4	
13	91083312	1	CAM ROLLER	
14	88501305	1	HEX NUT, 5/16-24	
15	88551151	1	LOCKWASHER, (hi-collar), 5/16	
16	88201021	3	HEX HD CAPSCREW, 5/16-18X1-1/4, GR5	
17	91081445	1	PUSH ROD	
18	88501408	1	HEX JAM NUT, 1/2-20	
19	91403590	3	SPRING	
20	88201047	1	HEX HD CAPSCREW, 3/8-16X4, GR5	
21	88521306	1	HEX LOCKNUT, 3/8-16	
22	2220899	1	ADAPTER, (includes item 23)	
23	88591204	2	O-RING	
24	2220671	1	ELBOW, 90 DEGREE, (includes item 25)	
25	88591206	3	O-RING	
26	80263108	1	PEDAL PAD	
27	91143172	1	MINI-CHECK	
28	2220374	2	ADAPTER, (includes item 25)	
29	2220819	1	ELBOW, 90 DEGREE, (long)	
30	84719542	1	HOSE ASSY	
31	91401573	1	LINKAGE ROD	
32	88821004	2	YOKE END ADJUSTABLE - S.A.E. STANDARD	
33	88501406	2	HEX JAM NUT, 3/8-24	
34	91083136	1	BUSHING	
35	91403247	2	BUSHING	
36	2220473	1	ELBOW, 90 DEGREE, (includes item 23)	
37	90027987	2	SPRING CLEVIS, 3/8	
101	88201018	4	HEX HD CAPSCREW, 5/16X18X3/4	
102	88551009	4	LOCKWASHER, 5/16	
103	88561003	4	FLAT WASHER, 5/16	
104	90206198	20 in	TRIM-LOCK, (not shown)	



Figure 7-5 Foot Switch

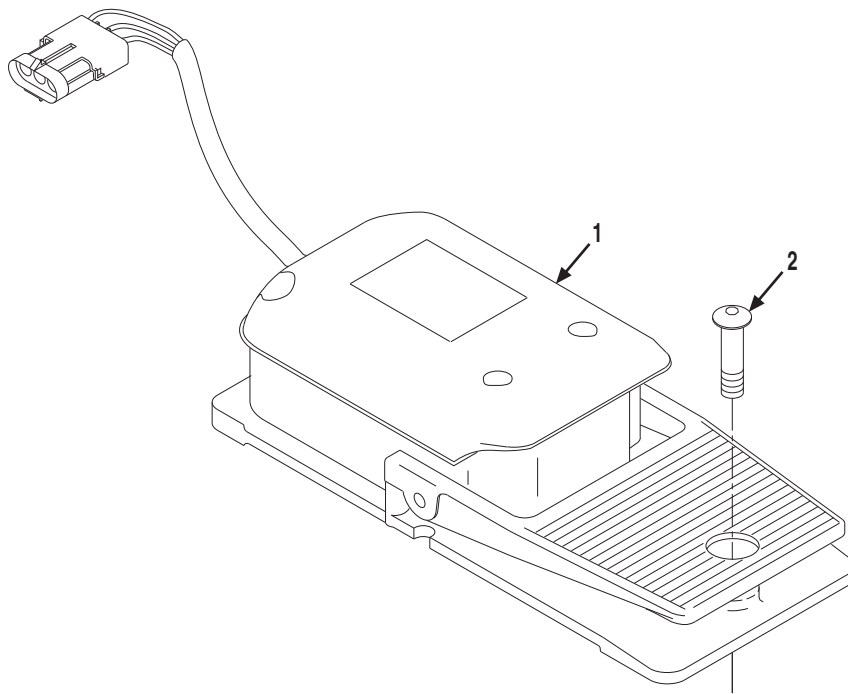




Figure 7-5 Foot Switch

Item	Part Number	Qty.	Description	Rev.
1	91403478	1	FOOT SWITCH	
2	88261017	3	SOCKET BUTTON HD CAPSCREW, 1/4-20X3/4	



Figure 7-5 Foot Switch

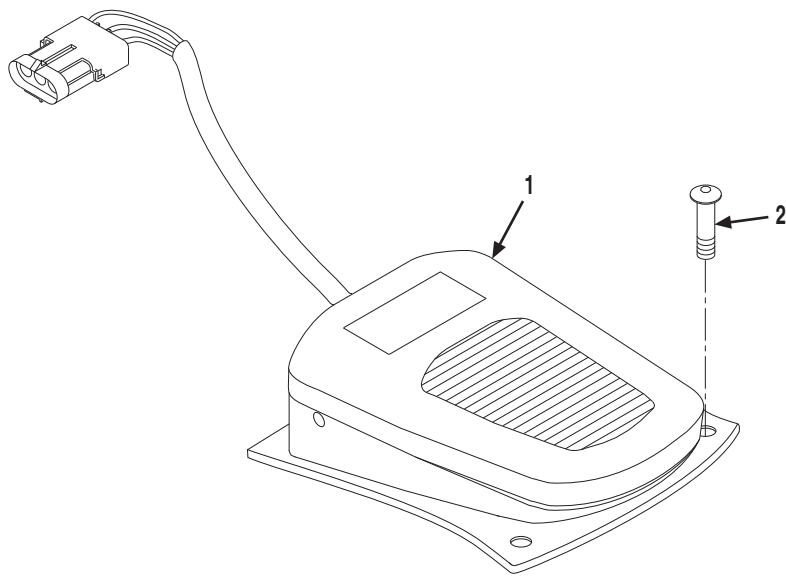




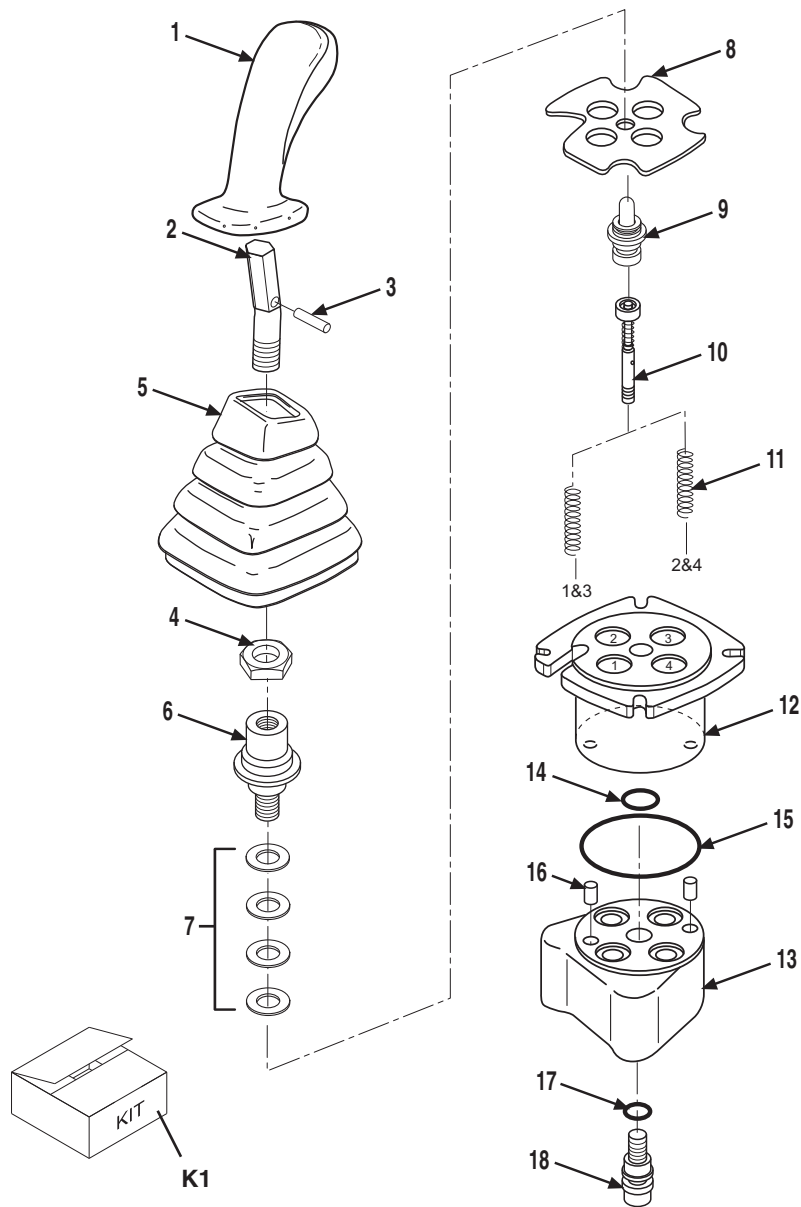
Figure 7-5 Foot Switch

Item	Part Number	Qty.	Description	Rev.
1	91343218	1	FOOT SWITCH	
2	88261011	2	SOCKET BUTTON HD CAPSCREW, #10-24X7/8	



CONTROLS

Figure 7-6 Boom Joystick Assembly



PY4940



Figure 7-6 Boom Joystick Assembly

Item	Part Number	Qty.	Description	Rev.
	91403490	Ref	JOYSTICK ASSY, (if equipped), (includes all items)	A
1	91404010	1	GRIP	
2	91404011	1	BENT LEVER KIT, (includes items 3 & 4)	
3	NSS	1	SPRING PIN	
4	NSS	1	HEX NUT	
5	80364095	1	BOOT	
6	80264138	1	CARDAN KIT, (includes item 7)	
7	NSS	AR	SHIM	
8	91404013	1	RETAINING PLATE	
9	80934498	4	PLUNGER & GUIDE KIT	
10	91404327	4	REGULATING UNIT	
11	91504028	1	SPRING, (ports 1 & 3), (pack of two)	
	91504029	1	SPRING, (ports 2 & 4), (pack of two)	
12	91404016	1	UPPER BODY, (includes item 13)	
13	NSS	1	LOWER BODY	
14	Use Kit K1	1	O-RING	
15	Use Kit K1	1	O-RING	
16	Use Kit K1	2	DOWEL PIN	
17	Use Kit K1	1	O-RING	
18	Use Kit K1	1	SCREW ASSY	
K1	91404326	AR	SEAL KIT, (includes items 14 thru 18)	



CONTROLS

Figure 7-7 Joystick Assembly

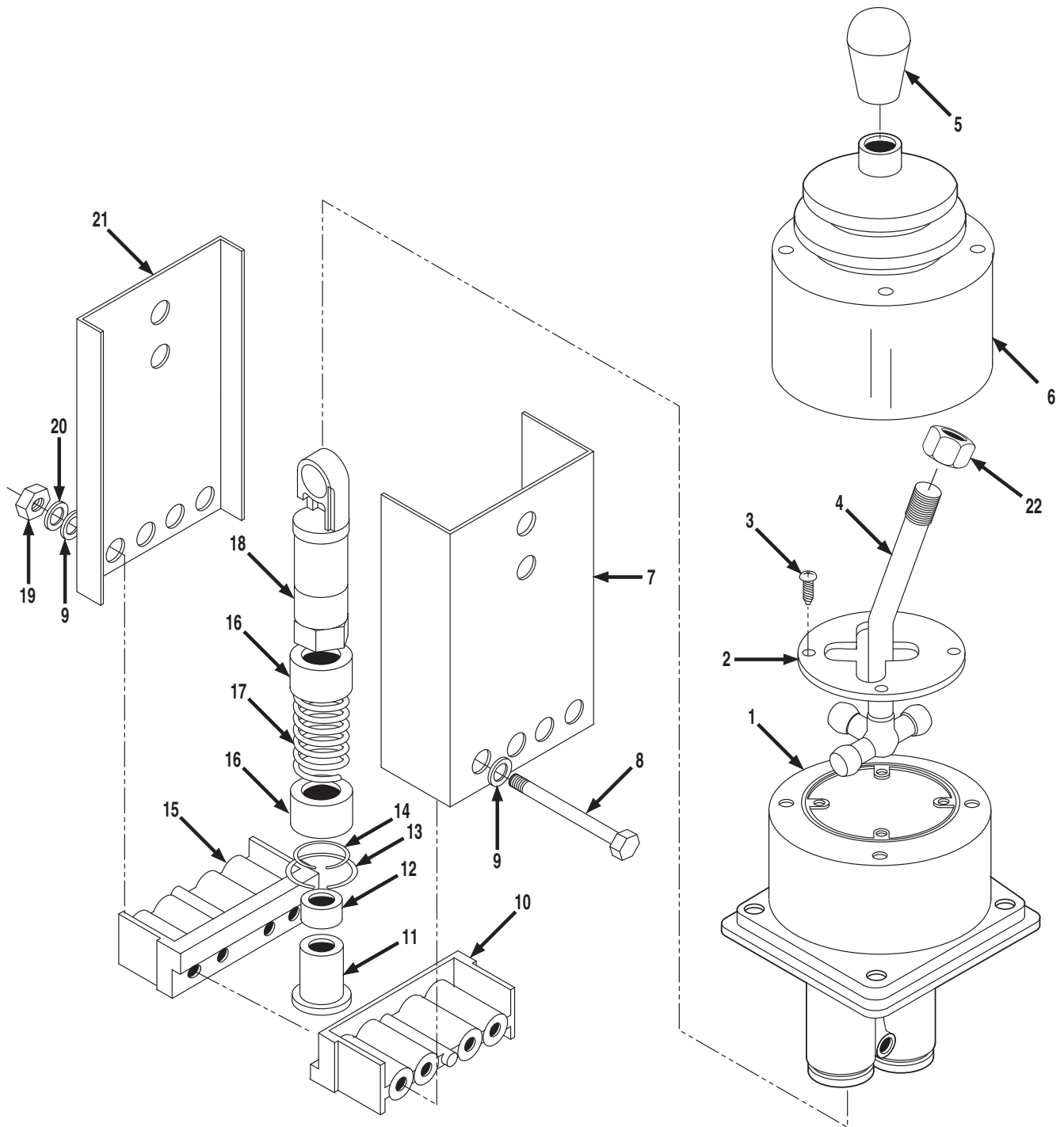




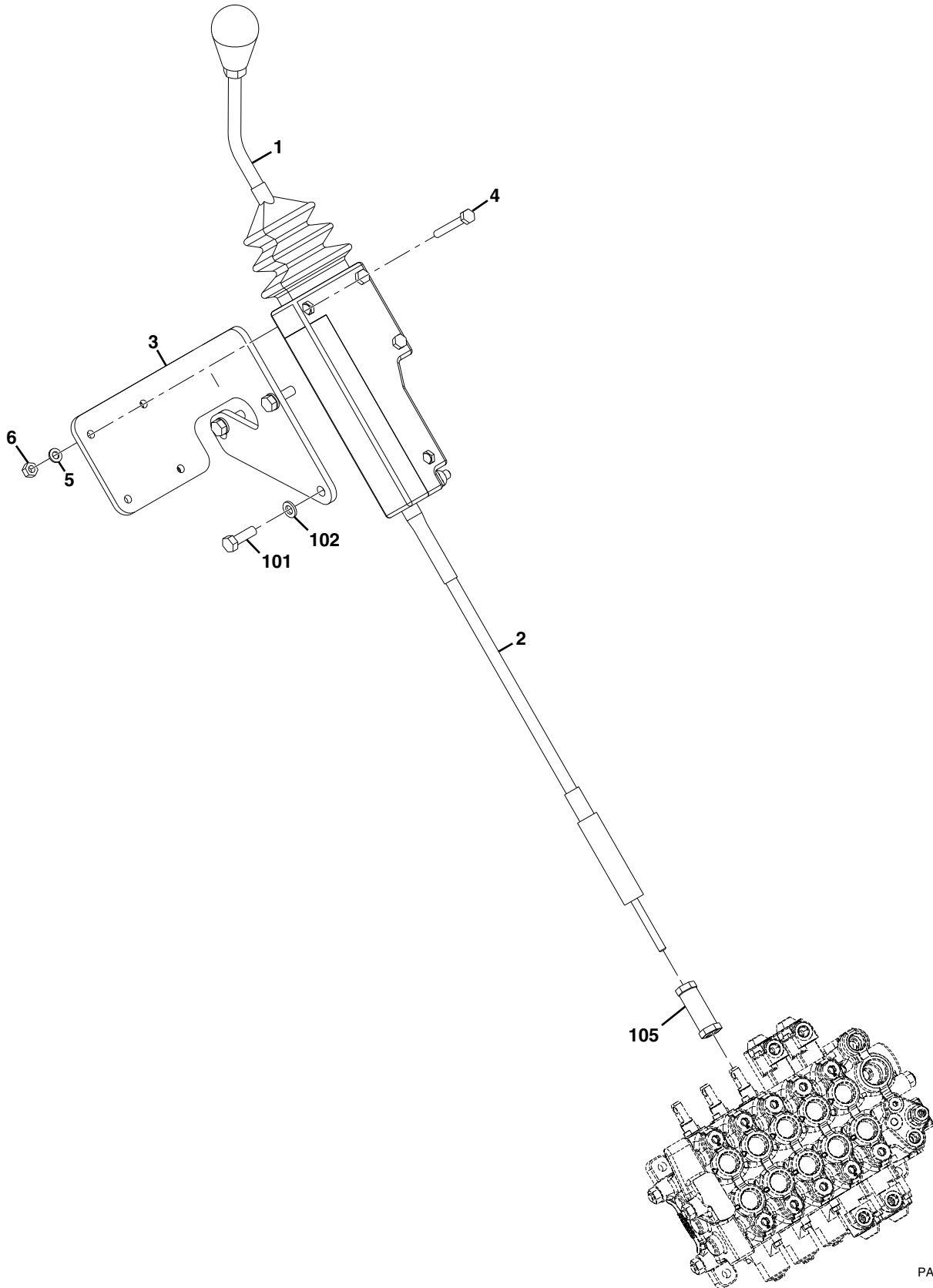
Figure 7-7 Joystick Assembly

Item	Part Number	Qty.	Description	Rev.
	91403178	1	JOYSTICK ASSY, (if equipped), (includes all items)	G
1	91404207	1	HOUSING	
2	91404088	1	RESTRICTOR PLATE	
3	91404089	4	SELF-TAPPING SCREW, #10X3/4	
4	91404208	1	INPUT LEVER ASSY	
5	91404091	1	KNOB	
6	8160419	1	BOOT	
7	91404093	1	HOUSING, (outer)	
8	91404094	6	HEX HD CAPSCREW	
9	91404095	12	FLAT WASHER	
10	91404096	1	CABLE ANCHOR, (inner)	
11	91404097	2	CABLE LOCK SCREW	
12	91404098	2	CABLE BUSHING	
13	91404099	2	RETAINING RING	
14	91404100	2	RETAINING RING	
15	91404101	1	CABLE ANCHOR, (outer)	
16	91404102	4	BUSHING	
17	91404103	2	SPRING	
18	91404209	2	SLIDER ASSY	
19	91404105	6	HEX NUT, 1/4-20	
20	91404106	6	LOCK WASHER	
21	91404107	1	HOUSING, (inner)	
22	91404210	1	JAM NUT	



CONTROLS

Figure 7-8 RH Horizontal Control Assembly



PAP21900



Figure 7-8 RH Horizontal Control Assembly

Item	Part Number	Qty.	Description	Rev.
	91415031	1	RH HORIZONTAL CONTROL ASSY, (includes items 1 thru 6)	E
1	91513204	1	SINGLE VALVE CONTROL	
2	91403308	1	CABLE	
3	1001092843	1	BRACKET	
4	88201009	3	HEX HD CAPSCREW, 1/4-20X2	
5	88501004	3	LOCKWASHER, 1/4	
6	88551009	3	HEX NUT, 1/4-20, GR2	
101	0641508	3	HEX HD CAPSCREW, 5/16-18X1, GR5	
102	4761500	3	WASHER, 5/16	
105	91123062	1	CABLE ADAPTER BONNET	

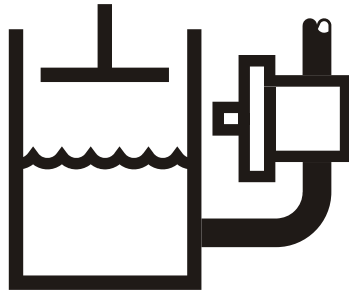


CONTROLS

This Page Intentionally Left Blank

SECTION 8

HYDRAULIC CIRCUITS



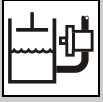
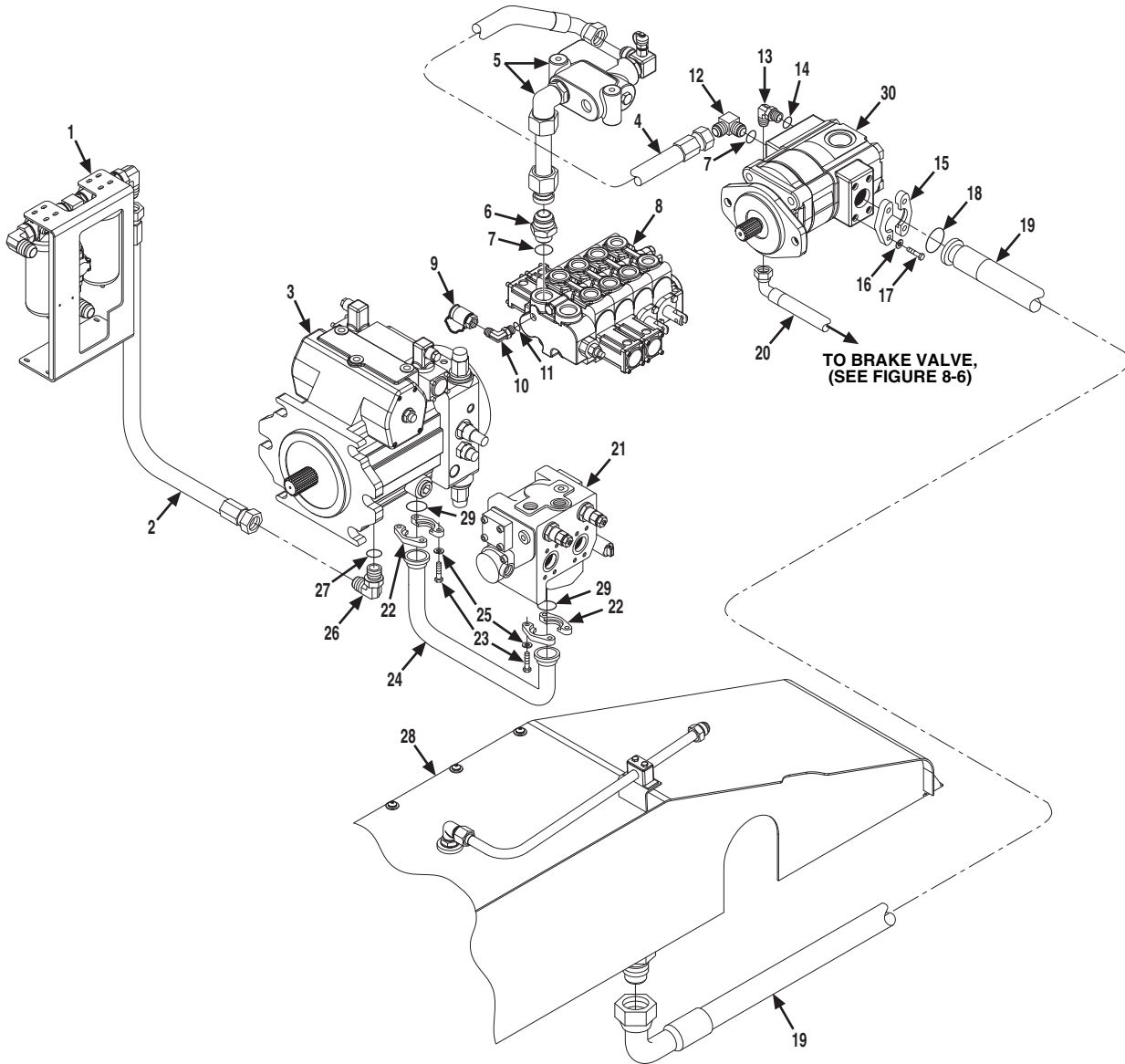


Figure 8-1 Oil Supply Lines



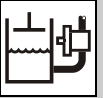
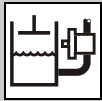


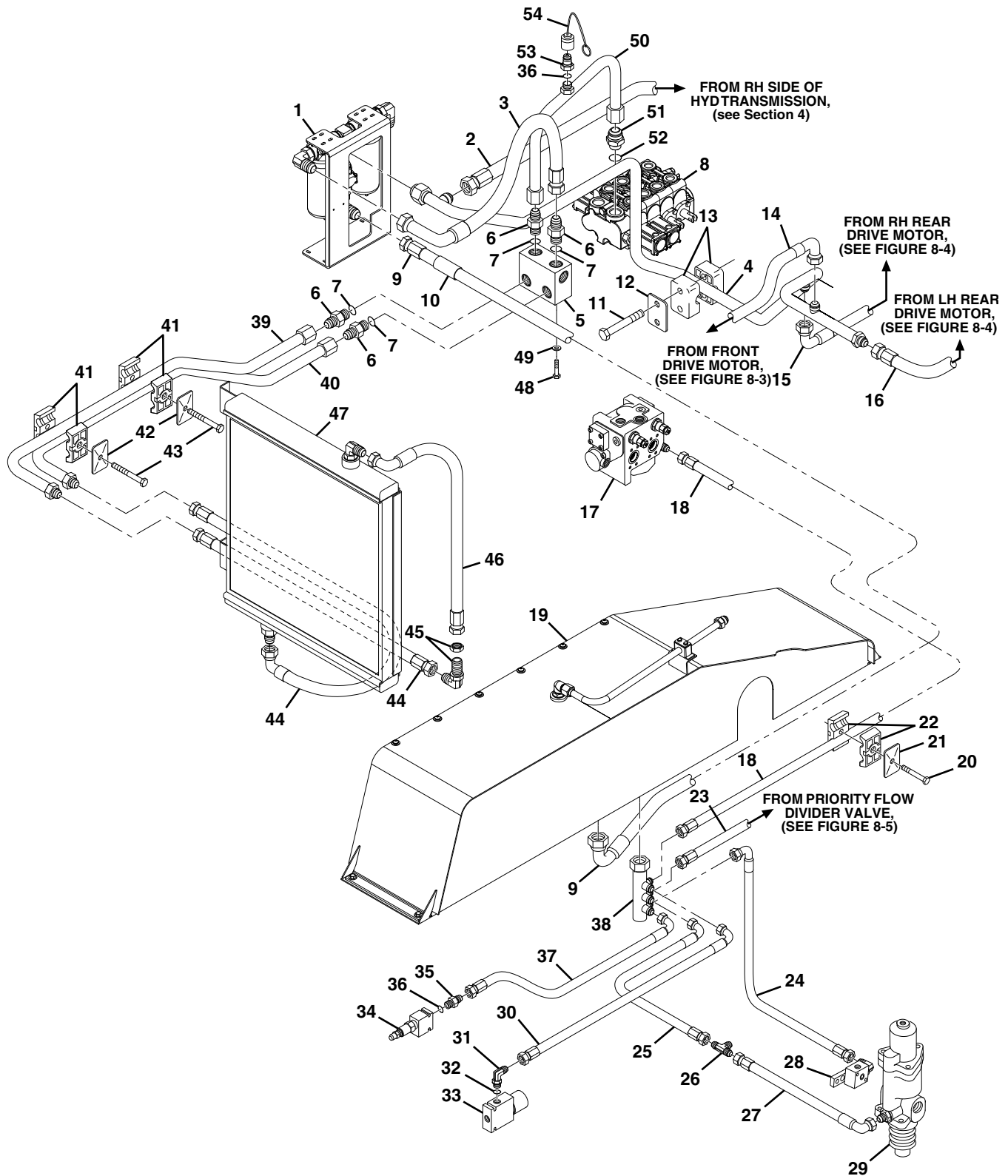
Figure 8-1 Oil Supply Lines

Item	Part Number	Qty.	Description	Rev.
1		Ref	OIL FILTER ASSY, (see Figure 9-13 for details)	
2	84719593	1	HOSE ASSY	
3		Ref	HYDROSTATIC TRANSMISSION, (see Figure 9-8 for details)	
4	84719468	1	HOSE ASSY	
5		Ref	PRIORITY FLOW DIVIDER VALVE ASSY, (see Figure 9-17 for details)	
6	2111612	1	ADAPTER, (includes item 7)	
7	NSS	2	O-RING	
8		Ref	MAIN CONTROL VALVE, (see Figure 9-7 for details)	
9	91143177	1	TEST COUPLING	
10	2220466	1	ELBOW, 90 DEGREE, (includes item 11)	
11	88591202	1	O-RING	
12	88662429	1	ELBOW, 90 DEGREE, (includes item 7)	
13	88662059	1	ELBOW, 90 DEGREE, (includes item 14)	
14	88591206	1	O-RING	
15	84711342	2	CLAMP HALF	
16	88551013	4	LOCKWASHER, 1/2	
17	88201067	4	HEX HD CAPSCREW, 1/2-13X1-1/2, GR5	
18	80634066	1	O-RING	
19	84719469	1	HOSE ASSY	
20		Ref	HOSE ASSY, (see Figure 8-6 for details)	
21		Ref	TRACTION LOCK VALVE, (see Figure 9-14 for details)	
22	84712738	4	CLAMP HALF	
23	83201135	8	HEX HD CAPSCREW, 7/16-14X1-1/2	
24	91403454	1	HYDRAULIC TUBE	
25	88551012	8	LOCKWASHER, 7/16	
26	88662070	1	ELBOW, 90 DEGREE, (includes item 27)	
27	88591210	1	O-RING	
28		Ref	HYDRAULIC TANK ASSY, (see Figure 9-12 for details)	
29	91083106	2	O-RING	
30		Ref	HYDRAULIC PUMP, (see Figure 9-9 for details)	



HYDRAULIC CIRCUITS

Figure 8-2 Dump Circuit



PAP23720

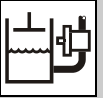
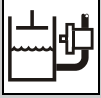


Figure 8-2 Dump Circuit

Item	Part Number	Qty.	Description	Rev.
1		Ref	OIL FILTER ASSY, (see Figure 9-13 for details)	
2	84719407	1	HOSE ASSY	
3	84719357	1	HOSE ASSY	
4	91403619	1	DRAIN TUBE	
5		Ref	BYPASS VALVE, (see Figure 9-18 for details)	
6	2220377	4	CONNECTOR, (includes item 7)	
7	88591209	4	O-RING	
8		Ref	MAIN CONTROL VALVE, (see Figure 9-7 for details)	
9	84719471	1	HOSE ASSY	
10	91403528	2	HOSE GUARD	
11	88201008	2	HEX HD CAPSCREW, 1/4-20X1-1/2, GR5	
12	91413049	1	COVER PLATE	
13	91413047	1	TUBE CLAMP	
14		Ref	HOSE ASSY, (see Figure 8-4 for details)	
15		Ref	HOSE ASSY, (see Figure 8-4 for details)	
16		Ref	HOSE ASSY, (see Figure 8-3 for details)	
17		Ref	TRACTION LOCK VALVE, (see Figure 9-14 for details)	
18	84719595	1	HOSE ASSY	
19		Ref	HYDRAULIC TANK ASSY, (see Figure 9-12 for details)	
20	77133177	1	HEX HD CAPSCREW, 5/16-18X1-3/8	
21	77133140	1	COVER PLATE	
22	77133139	1	CLAMP SET	
23	84719594	1	HOSE ASSY	
24	84719545	1	HOSE ASSY	
25	84719543	1	HOSE ASSY	
26	2220362	1	UNION TEE, 1/2, TUBE	
27	84719542	1	HOSE ASSY	
28		Ref	INCHING VALVE, (see Figure 9-15 for details)	
29		Ref	BRAKE VALVE, (see Figure 9-16 for details)	
30	84719423	1	HOSE ASSY	
31	88662064	1	ELBOW, 90 DEGREE, (includes item 32)	
32	88591204	1	O-RING	
33		Ref	SOLENOID VALVE, (see Figure 9-20 for details)	
34	91413132	1	RELIEF VALVE	
35	2220373	1	ADAPTER, (includes item 36)	
36	88591205	2	O-RING	
37	84718013	1	HOSE ASSY	
38		Ref	RETURN MANIFOLD, (see Figure 9-12 for details)	
39	91403558	1	CHECK VALVE TUBE	
40	91403557	1	CHECK VALVE TUBE	
41	77133279	2	CLAMP SET	
42	77133137	2	COVER PLATE	
43	88201023	2	HEX HD CAPSCREW, 5/16-18X1-3/4, GR5	
44	84719484	2	HOSE ASSY	
45	90027182	1	BULKHEAD ELBOW, 90 DEGREE	
46	84719483	1	HOSE ASSY	
47		Ref	OIL COOLER, (see Figure 4-5 for details)	
48	88201020	4	HEX HD CAPSCREW, 5/16-18X1, GR5	
49	88561003	4	FLAT WASHER, 5/16	



HYDRAULIC CIRCUITS

Figure 8-2 Dump Circuit (Continued)

Item	Part Number	Qty.	Description	Rev.
50	91403559	1	CONTROL VALVE TUBE	
51	2220376	1	ADAPTER, (includes item 52)	
52	NSS	1	O-RING	
53	91403414	1	MALE QUICK DISCONNECT	
54	91043126	1	DUST CAP	

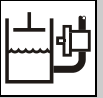
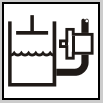


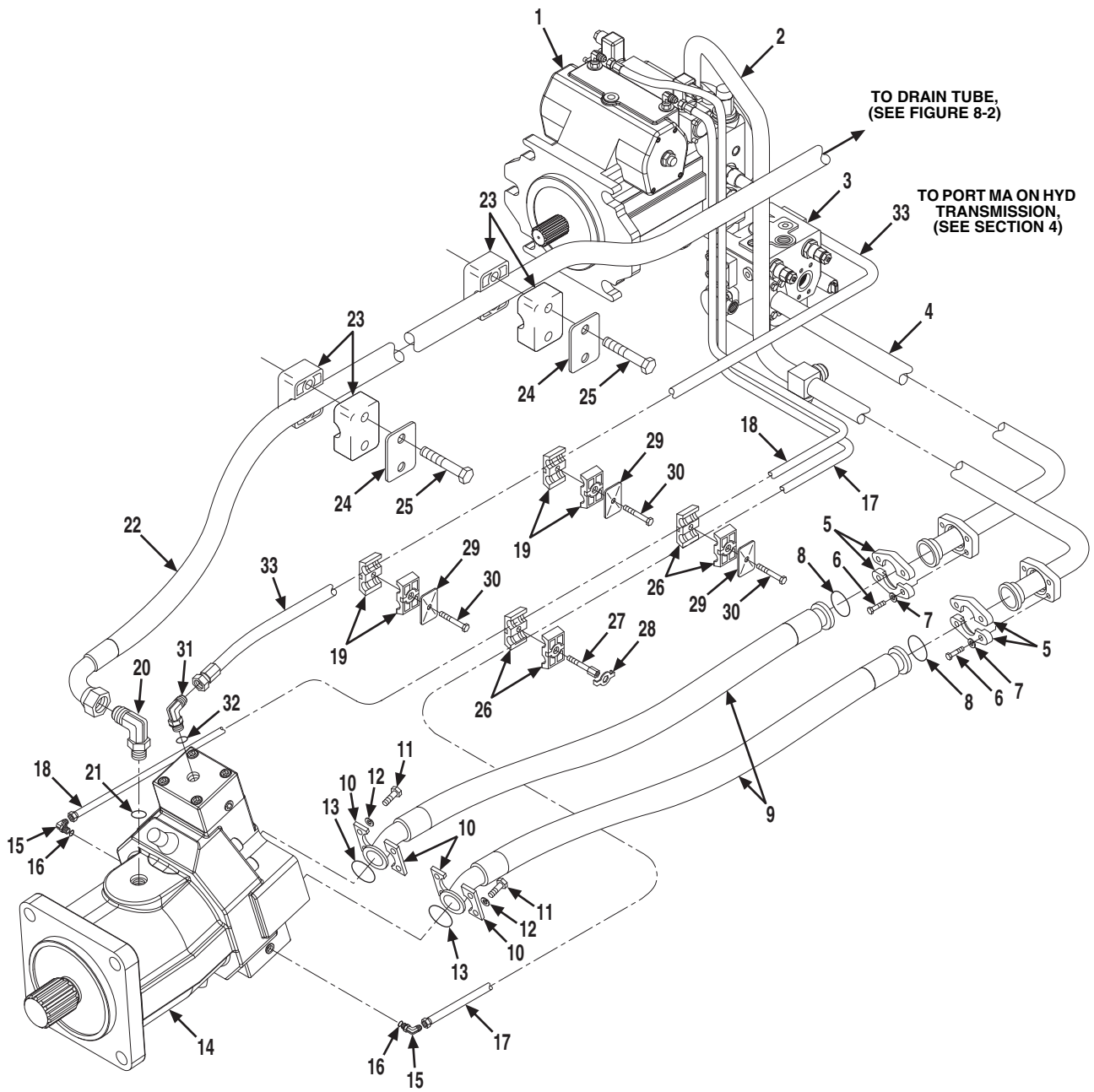
Figure 8-2 Dump Circuit (Continued)

Item	Part Number	Qty.	Description	Rev.



HYDRAULIC CIRCUITS

Figure 8-3 Front Drive Motor



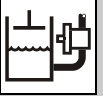
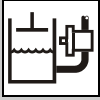


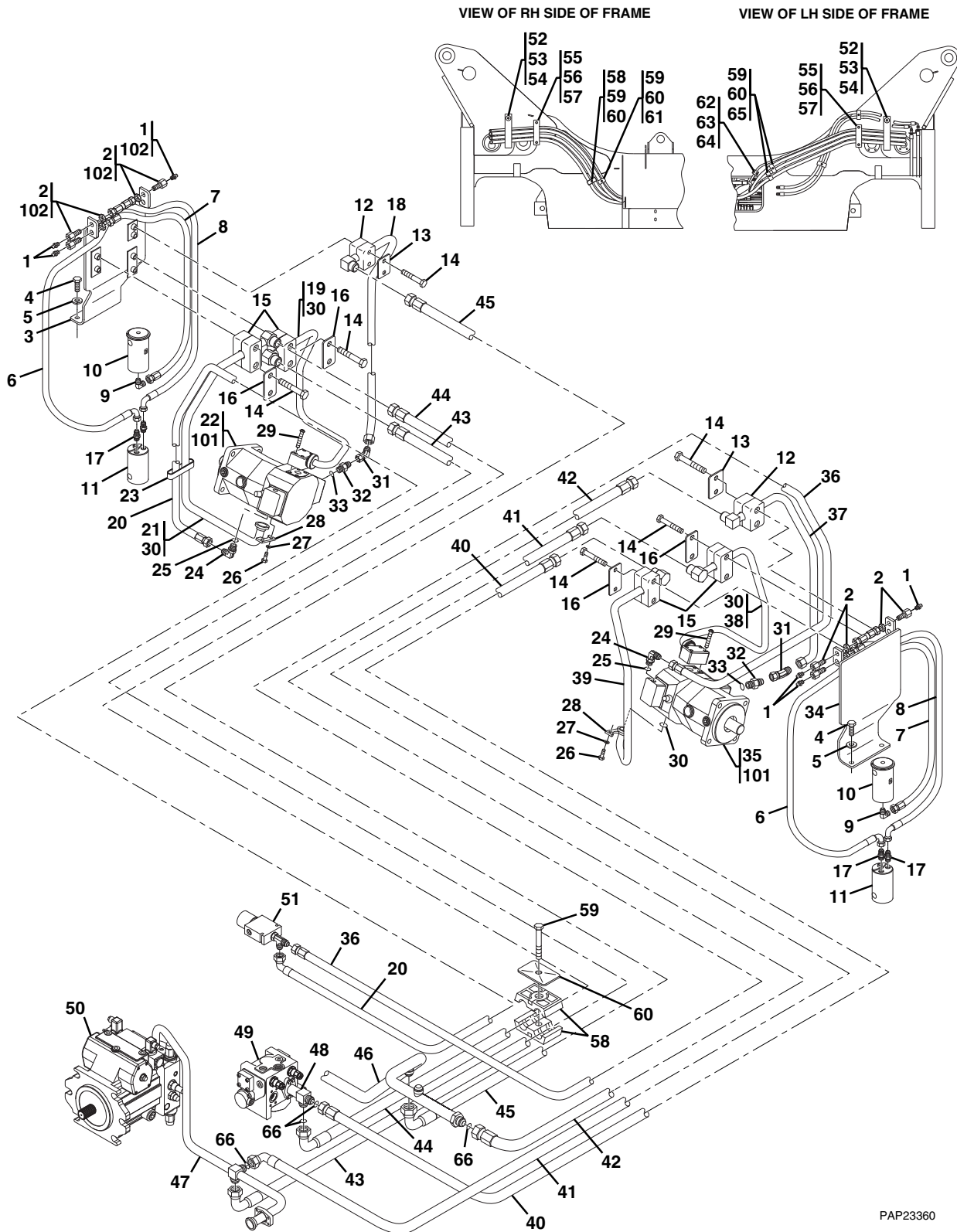
Figure 8-3 Front Drive Motor

Item	Part Number	Qty.	Description	Rev.
1		Ref	HYDROSTATIC TRANSMISSION, (see Figure 9-8 for details)	
2		Ref	HYDRAULIC TUBE, (see Figure 4-2 for details)	
3		Ref	TRACTION LOCK VALVE, (see Figure 9-14 for details)	
4		Ref	HYDRAULIC TUBE, (see Figure 4-2 for details)	
5	84712739	4	SPLIT FLANGE	
6	83201155	8	HEX HD CAPSCREW, 7/16-14X1-3/4, GR5	
7	88551013	8	LOCKWASHER, 7/16	
8	91083106	2	O-RING	
9	84719341	2	HOSE ASSY	
10	84712739	4	SPLIT FLANGE	
11	83201120	8	HEX HD CAPSCREW, 1/2-13X1-3/4	
12	4761800	8	LOCKWASHER, 1/2	
13	91083339	2	O-RING	
14		Ref	FRONT DRIVE MOTOR, (see Figure 9-10 for details)	
15	2220466	2	ELBOW, 90 DEGREE, (includes item 16)	
16	88591202	2	O-RING	
17	84719734	1	HOSE ASSY	
18	84719735	1	HOSE ASSY	
19	77133139	2	CLAMP SET	
20	2220906	1	ELBOW, 90 DEGREE, (includes item 21)	
21	88591207	1	O-RING	
22	84721020	1	HOSE ASSY	
23	77133073	2	TUBE CLAMP	
24	77133052	2	COVER PLATE	
25	88201007	4	HEX HD CAPSCREW, 1/4-20X1-1/2, GR5	
26	77133168	2	HOSE CLAMP	
27	77133389	1	STACK BOLT	
28	77133390	1	SAFETY CLIP	
29	77133140	3	COVER PLATE	
30	77133177	3	HEX HD CAPSCREW, 5/16-18X1-3/8	
31	2220473	1	ELBOW, 90 DEGREE, (includes item 32)	
32	88591204	1	O-RING	
33	84721021	1	HOSE ASSY	



HYDRAULIC CIRCUITS

Figure 8-4 Rear Drive Motors



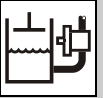
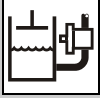


Figure 8-4 Rear Drive Motors

Item	Part Number	Qty.	Description	Rev.
1	88671001	6	STRAIGHT LUBE FITTING, 1/8	
2	80623016	6	BULKHEAD ADAPTER	
3	91406099	1	RIGHT TUBE SUPPORT BRACKET	
4	88201035	4	HEX HD CAPSCREW, 3/8-16X1, GR5	
5	88551011	4	LOCKWASHER, 3/8	
6	84721053	2	GREASING HOSE	
7	84719170	2	GREASING HOSE	
8	84721052	2	GREASING HOSE	
9	2220612	2	MALE ELBOW, 90 DEGREE, 1/4X1/8, TUBE	
10		Ref	UPPER KING PIN, (see Figure 1-2 for details)	
11		Ref	LOWER KING PIN, (see Figure 1-2 for details)	
12	77133497	2	CLAMP SET	
13	77133498	2	COVER PLATE	
14	88201007	12	HEX HD CAPSCREW, 1/4-20X1-1/2, GR5	
15	77133053	4	CLAMP SET	
16	77133052	4	COVER PLATE	
17	2220574	4	MALE CONNECTOR	
18	91553052	1	RIGHT CASE DRAIN TUBE	
19	91403462	1	RIGHT PRESSURE TUBE	
20	84719497	1	HOSE ASSY	
21	91403463	1	RIGHT PRESSURE TUBE	
22		Ref	RH REAR DRIVE MOTOR, (see Figure 9-11 for details)	
23	90027187	20	NYLON TIE	
24	88662064	2	ELBOW, 90 DEGREE, (includes item 25)	
25	88591204	2	O-RING	
26	83201115	8	HEX HD CAPSCREW, 3/8-16X1-1/4	
27	88551011	8	LOCKWASHER, 3/8	
28	84712737	4	FLANGE HALF	
29	88261039	8	SOCKET BUTTON HD CAPSCREW, #4-40X1/4	
30	80933066	2	O-RING	
31	88662121	2	ELBOW, 45 DEGREE, (swivel nut)	
32	2220865	2	CONNECTOR, (includes item 33)	
33	88591207	2	O-RING	
34	91406098	1	LEFT TUBE SUPPORT BRACKET	
35		Ref	LH REAR DRIVE MOTOR, (see Figure 9-11 for details)	
36	84719498	1	HOSE ASSY	
37	91553054	1	LEFT CASE DRAIN TUBE	
38	91403466	1	LEFT PRESSURE TUBE	
39	91403467	1	LEFT PRESSURE TUBE	
40	84719351	1	HOSE ASSY	
41	84719352	1	HOSE ASSY	
42	84719418	1	HOSE ASSY	
43	84719354	1	HOSE ASSY	
44	84719353	1	HOSE ASSY	
45	84719420	1	HOSE ASSY	
46		Ref	DRAIN TUBE, (see Figure 8-2 for details)	
47		Ref	HYDRAULIC TUBE, (see Figure 4-2 for details)	
48		Ref	HYDRAULIC TUBE, (see Figure 4-1 for details)	
49		Ref	TRACTION LOCK VALVE, (see Figure 9-14 for details)	



HYDRAULIC CIRCUITS

Figure 8-4 Rear Drive Motors (Continued)

Item	Part Number	Qty.	Description	Rev.
50		Ref	HYDROSTATIC TRANSMISSION, (see Figure 9-8 for details)	
51		Ref	SOLENOID VALVE ASSY, (see Figure 9-20 for details)	
52	91303049	2	HOSE STRAP	
53	91083533	2	FENDER WASHER	
54	88201018	2	HEX HD CAPSCREW, 5/16-18X3/4, GR5	
55	91413037	2	HOSE CLAMP	
56	88201026	4	HEX HD CAPSCREW, 5/16-18X2-1/2, GR5	
57	91401370	2	CLAMP TOP	
58	77133279	2	CLAMP SET	
59	88201023	5	HEX HD CAPSCREW, 5/16-18X1-3/4, GR5	
60	77133137	5	COVER PLATE	
61	91053439	1	CLAMP SET	
62	77133497	1	CLAMP SET	
63	77133499	2	HEX HD CAPSCREW, 1/4-20X1-5/16	
64	77133498	1	COVER PLATE	
65	77133136	2	CLAMP SET	
66	88591508	4	O-RING	
101	14403323	AR	NEVER SEEZE LUBE	
102	14404595	AR	MYSTIK TETRIMOLY GREASE	

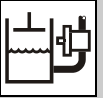
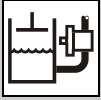


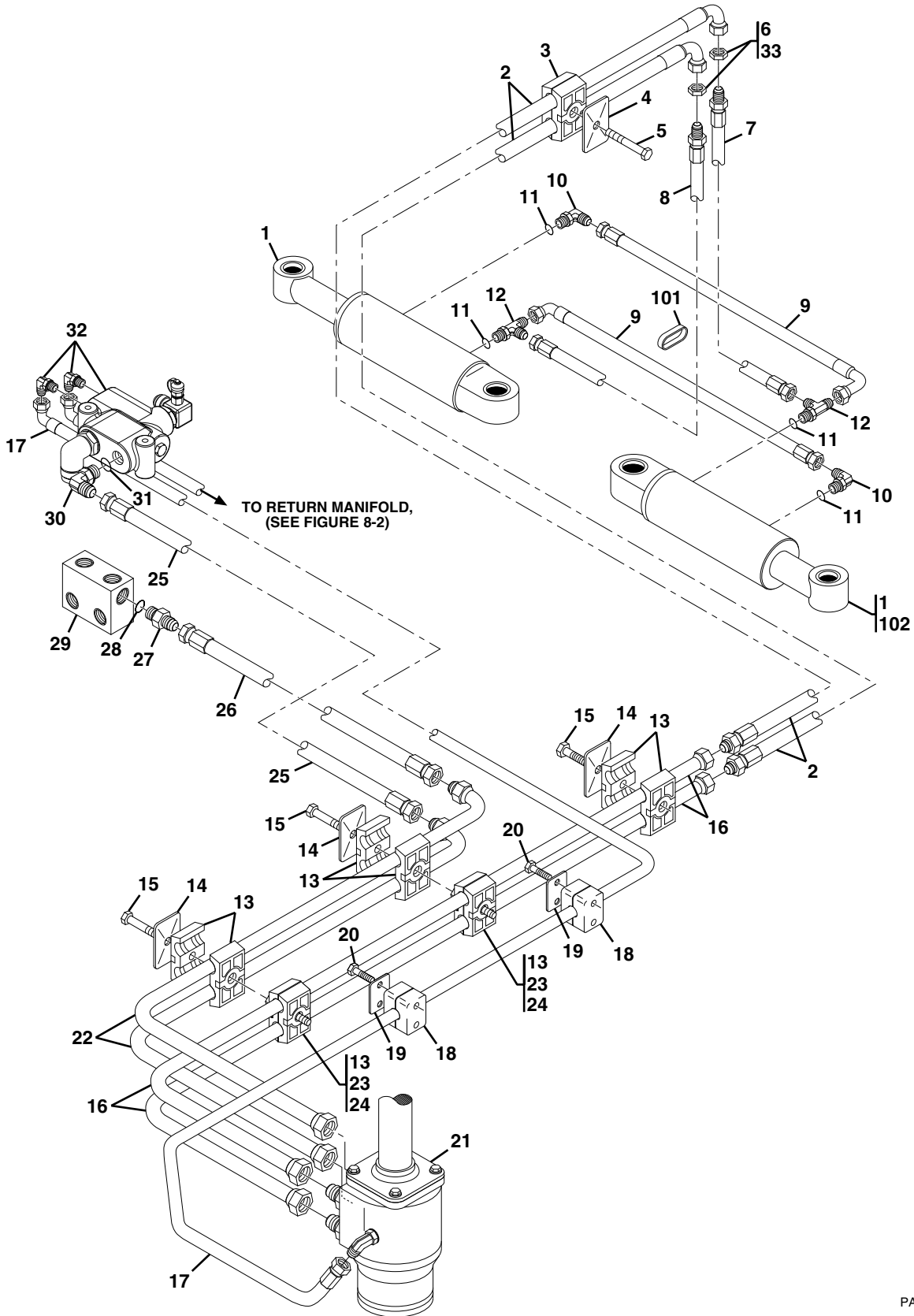
Figure 8-4 Rear Drive Motors (Continued)

Item	Part Number	Qty.	Description	Rev.



HYDRAULIC CIRCUITS

Figure 8-5 Steering Cylinders



PAP23350

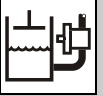
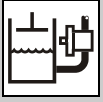


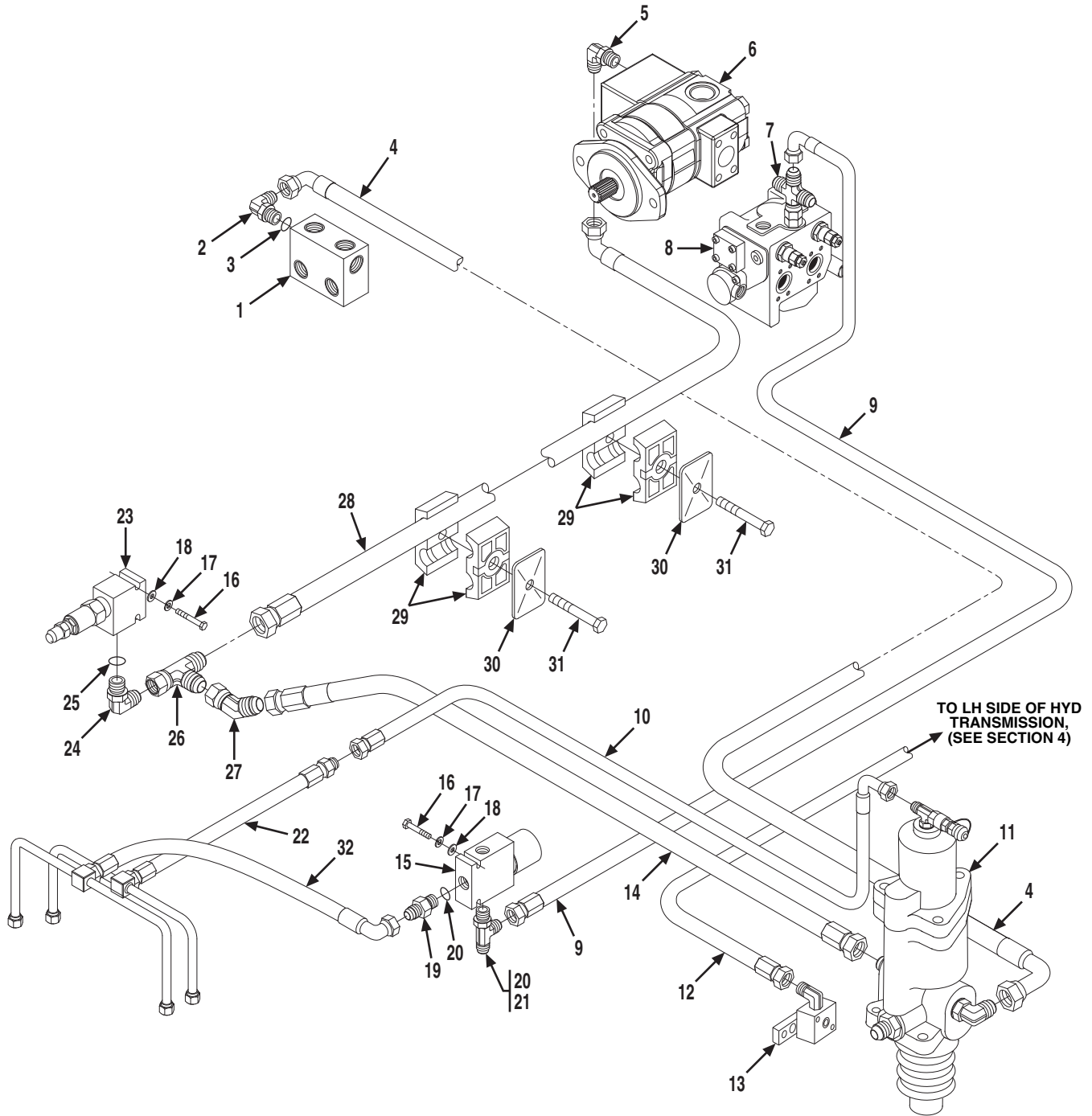
Figure 8-5 Steering Cylinders

Item	Part Number	Qty.	Description	Rev.
1		Ref	STEERING CYLINDER, (see Figure 9-6 for details)	
2	84719422	2	HOSE ASSY	
3	77133136	2	CLAMP SET	
4	77133137	2	COVER PLATE	
5	88201023	2	HEX HD CAPSCREW, 5/16-18X1-3/4, GR5	
6	8760454	2	BULKHEAD LOCKNUT	
7	84719436	1	HOSE ASSY	
8	84719437	1	HOSE ASSY	
9	84719198	2	HOSE ASSY	
10	2220473	2	ELBOW, 90 DEGREE, (includes item 11)	
11	88591204	4	O-RING	
12	2220606	2	RUN TEE, (includes item 11)	
13	77133168	5	CLAMP SET	
14	77133140	3	COVER PLATE	
15	77133177	3	HEX HD CAPSCREW, 5/16-18X1-3/8	
16	91403388	2	ORBITROL TUBE	
17	84719541	1	HOSE ASSY	
18	77133497	2	CLAMP SET	
19	77133498	2	COVER PLATE	
20	77133499	4	HEX HD CAPSCREW, 1/4-20X1-5/16	
21		Ref	STEERING CONTROL ASSY, (see Figure 7-3 for details)	
22	91403387	2	ORBITROL TUBE	
23	77133389	2	STACK BOLT	
24	77133390	2	SAFETY CLIP	
25	84719428	1	HOSE ASSY	
26	84719427	1	HOSE ASSY	
27	2220435	1	ADAPTER, (includes item 28)	
28	88591209	1	O-RING	
29		Ref	BYPASS VALVE, (see Figure 9-18 for details)	
30	88662059	1	ELBOW, 90 DEGREE, (includes item 31)	
31	88591206	1	O-RING	
32		Ref	PRIORITY FLOW DIVIDER VALVE ASSY, (see Figure 9-17 for details)	
101	90027187	4	NYLON TIE	
102	14404595	AR	MYSTIK TETRIMOLY GREASE	



HYDRAULIC CIRCUITS

Figure 8-6 Service/Parking Brake



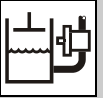
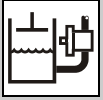


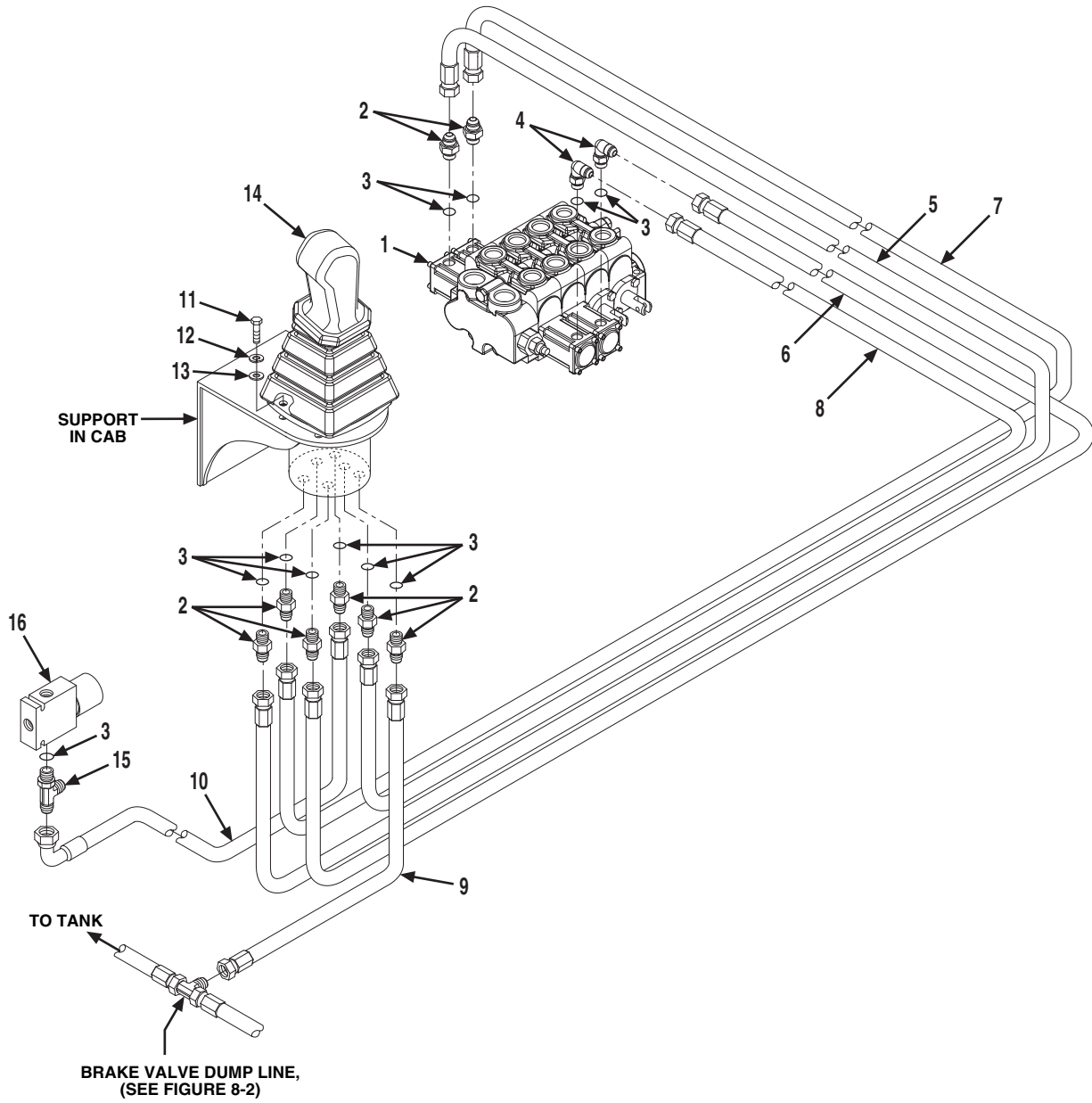
Figure 8-6 Service/Parking Brake

Item	Part Number	Qty.	Description	Rev.
1		Ref	BYPASS VALVE, (see Figure 9-18 for details)	
2	2220465	1	ADAPTER, 90 DEGREE, (includes item 3)	
3	88591209	1	O-RING	
4	84719591	1	HOSE ASSY	
5		Ref	ELBOW, 90 DEGREE, (see Section 4 for details)	
6		Ref	HYDRAULIC PUMP, (see Figure 9-9 for details)	
7		Ref	FITTING, (see Section 4 for details)	
8		Ref	TRACTION LOCK VALVE, (see Figure 9-14 for details)	
9	84719424	1	HOSE ASSY	
10	84719546	1	HOSE ASSY	
11		Ref	BRAKE VALVE, (see Figure 9-16 for details)	
12	84719544	1	HOSE ASSY	
13		Ref	INCHING VALVE, (see Figure 9-15 for details)	
14	84717854	1	HOSE ASSY	
15		Ref	SOLENOID VALVE, (see Figure 9-20 for details)	
16	88201008	4	HEX HD CAPSCREW, 1/4-20X1-3/4, GR5	
17	88551009	4	LOCKWASHER, 1/4	
18	88561107	4	FLAT WASHER, 1/4	
19	2220371	1	CONNECTOR, (includes item 20)	
20	88591204	2	O-RING	
21	2220606	1	RUN TEE, (includes item 20)	
22		Ref	HOSE ASSY, (service brake), (see Section 5 for details)	
23	91413132	1	RELIEF VALVE	
24	2220596	1	ADAPTER, 90 DEGREE, (includes item 25)	
25	88591205	1	O-RING	
26	2220385	1	SWIVEL NUT RUN TEE, 1/2, TUBE	
27	2220683	1	ADAPTER, 45 DEGREE, (swivel nut)	
28	84719592	1	HOSE ASSY	
29	77323029	2	HOSE CLAMP	
30	77133137	2	COVER PLATE	
31	88201023	2	HEX HD CAPSCREW, 5/16-18X1-3/4, GR5	
32		Ref	HOSE ASSY, (park brake), (see Section 5 for details)	



HYDRAULIC CIRCUITS

Figure 8-7 Boom Joystick



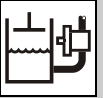


Figure 8-7 Boom Joystick

Item	Part Number	Qty.	Description	Rev.
1		Ref	MAIN CONTROL VALVE, (see Figure 9-7 for details)	
2	2220371	8	ADAPTER, (includes item 3)	
3	88591204	11	O-RING	
4	2220473	2	ELBOW, 90 DEGREE, (includes item 3)	
5	84719371	1	HOSE ASSY, (yellow)	
6	84719376	1	HOSE ASSY, (green)	
7	84719372	1	HOSE ASSY, (blue)	
8	84719374	1	HOSE ASSY, (red)	
9	84719375	1	HOSE ASSY	
10	84719373	1	HOSE ASSY	
11	88201005	4	HEX HD CAPSCREW, 1/4-20X1, GR5	
12	88551009	4	LOCKWASHER, 1/4	
13	88561002	4	FLAT WASHER, 1/4	
14		Ref	BOOM JOYSTICK, (see Figure 7-6 for details)	
15	2220606	1	RUN TEE, (includes item 3)	
16		Ref	SOLENOID VALVE, (see Figure 9-20 for details)	

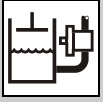
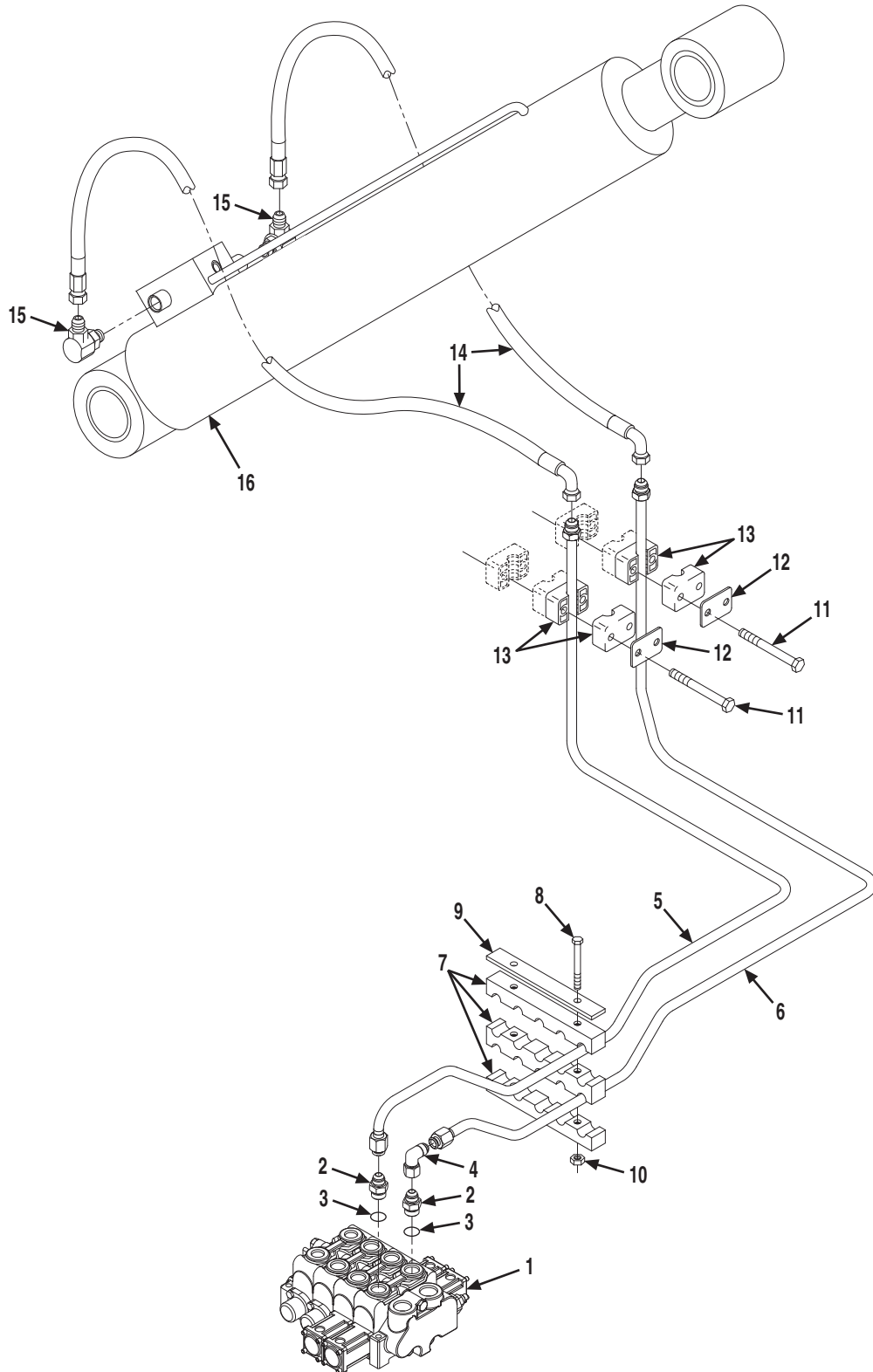


Figure 8-8 Lift Cylinder



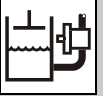
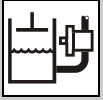


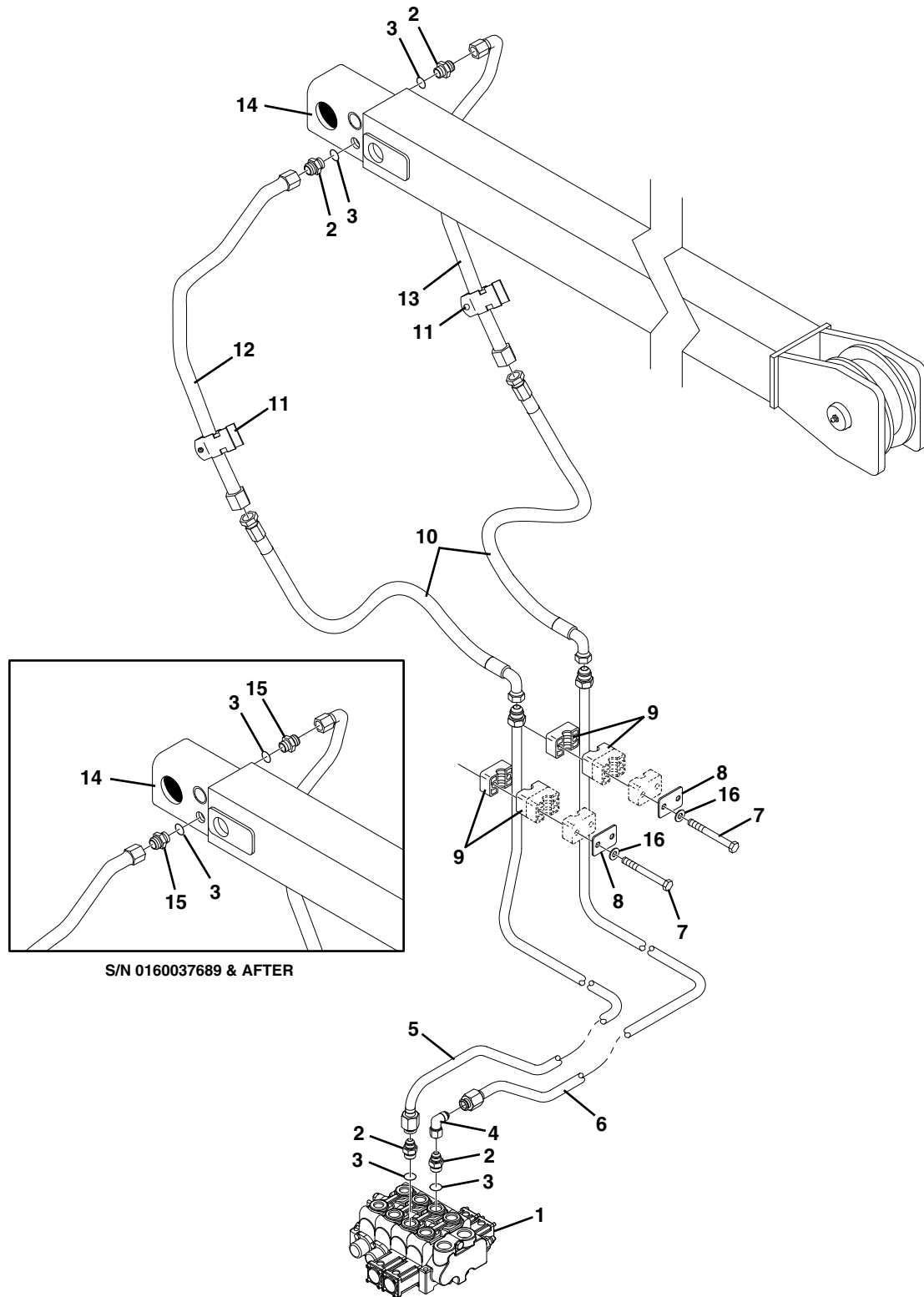
Figure 8-8 Lift Cylinder

Item	Part Number	Qty.	Description	Rev.
1		Ref	MAIN CONTROL VALVE, (see Figure 9-7 for details)	
2	2220947	2	ADAPTER, (includes item 3)	
3	88591206	2	O-RING	
4	2220973	1	ELBOW, 90 DEGREE, (swivel nut)	
5	91403543	1	HYDRAULIC TUBE	
6	91403544	1	HYDRAULIC TUBE	
7	91403353	1	SPECIAL TUBE CLAMP	
8	88201028	2	HEX HD CAPSCREW, 5/16-18X3, GR5	
9	91411021	1	TUBE CLAMP COVER PLATE	
10	88521305	2	HEX LOCKNUT, 5/16-18	
11	88201012	4	HEX HD CAPSCREW, 1/4-20X2-3/4, GR5	
12	77133498	2	COVER PLATE	
13	77133497	2	CLAMP	
14	84719226	2	HOSE ASSY	
15	91413013	2	HYDRAULIC SWIVEL	
16		Ref	LIFT CYLINDER, (see Figure 9-1 for details)	
101	90021705	1	TUBE CLAMP, (not shown)	



HYDRAULIC CIRCUITS

Figure 8-9 Crowd Cylinder



PAP23710

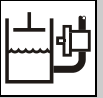
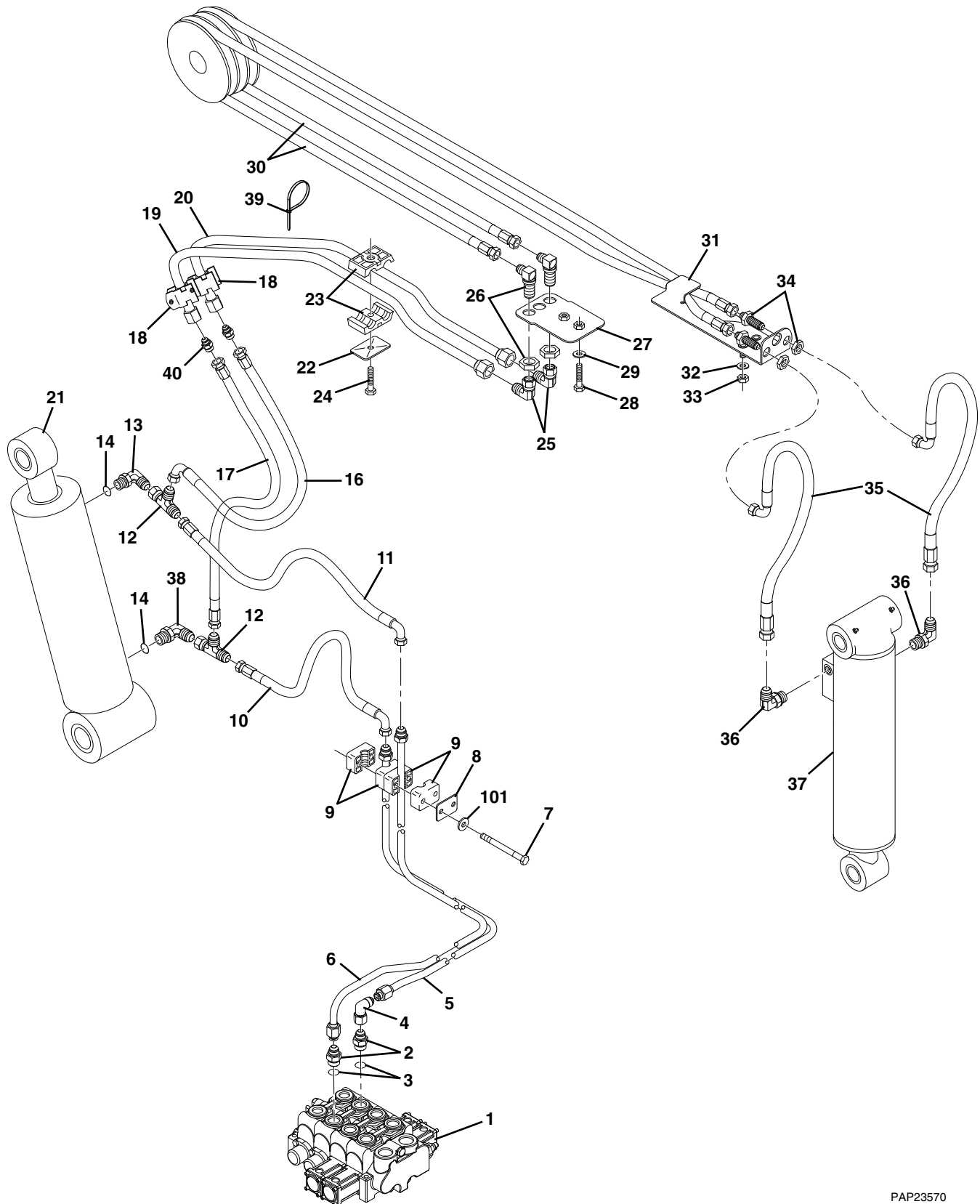


Figure 8-9 Crowd Cylinder

Item	Part Number	Qty.	Description	Rev.
1		Ref	MAIN CONTROL VALVE, (see Figure 9-7 for details)	
2	2220947	4	ADAPTER, (Before S/N 0160037689) , (includes item 3)	
	2220947	2	ADAPTER, (S/N 0160037689 & After) , (includes item 3)	
3	88591206	4	O-RING	
4	2220973	1	ELBOW, 90 DEGREE, (swivel nut)	
5	91403545	1	HYDRAULIC TUBE	
6	91403546	1	HYDRAULIC TUBE	
7	88201012	4	HEX HD CAPSCREW, 1/4-20X2-3/4, GR5	
8	77133498	2	COVER PLATE	
9	77133497	2	CLAMP	
10	84719227	2	HOSE ASSY, (Before S/N 0160037689)	
	1001102664	2	HOSE ASSY, (S/N 0160037689 & After)	
11	91083217	2	CLAMP	
12	91403507	1	TUBE ASSY, (Before S/N 0160037689)	
	1001098363	1	TUBE ASSY, (S/N 0160037689 & After)	
13	91403506	1	TUBE ASSY, (Before S/N 0160037689)	
	1001098362	1	TUBE ASSY, (S/N 0160037689 & After)	
14		Ref	CROWD CYLINDER, (see Figure 9-2 for details)	
15	2111010	2	ADAPTER, (S/N 0160037689 & After) , (includes item 3)	
16	88561007	4	FLAT WASHER, 1/2	



Figure 8-10 Tilt & Compensating Cylinder



PAP23570

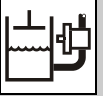


Figure 8-10 Tilt & Compensating Cylinder

Item	Part Number	Qty.	Description	Rev.
1		Ref	MAIN CONTROL VALVE, (see Figure 9-7 for details)	
2	2220374	2	ADAPTER, (includes item 3)	
3	88591206	2	O-RING	
4	88662106	1	ELBOW, 90 DEGREE, (swivel nut)	
5	91403548	1	HYDRAULIC TUBE	
6	91403547	1	HYDRAULIC TUBE	
7	88201012	2	HEX HD CAPSCREW, 1/4-20X2-3/4, GR5	
8	77133498	1	COVER PLATE	
9	91033138	2	CLAMP	
10	84719433	1	HOSE ASSY	
11	84719225	1	HOSE ASSY	
12	2220385	2	SWIVEL NUT RUN TEE, 1/2, TUBE	
13	2220596	1	ELBOW, 90 DEGREE, (includes item 14)	
14	88591205	2	O-RING	
16	84719438	1	HOSE ASSY	
17	84719228	1	HOSE ASSY	
18	91083216	2	CLAMP	
19	91403393	1	TUBE ASSY	
20	4569359	1	TUBE ASSY	
21		Ref	COMPENSATING CYLINDER, (see Figure 9-4 for details)	
22	77133140	3	COVER PLATE	
23	77133168	3	CLAMP SET	
24	77133177	3	HEX HD CAPSCREW, 5/16X1-3/8	
25	91403415	2	FITTING, 90 DEGREE	
26	2230043	2	ADAPTER, 90 DEGREE	
27	91401344	1	HOSE BRACKET	
28	88201034	2	HEX HD CAPSCREW, 3/8-16X7/8, GR5	
29	88561109	2	FLAT WASHER, 3/8	
30	84719168	2	HOSE ASSY	
31	0903293	1	HOSE RETAINER	
32	4761600	2	LOCKWASHER, 3/8	
33	88501006	2	HEX NUT, 3/8-16	
34	88661084	2	BULKHEAD UNION, 9/16-18X3/8, TUBE	
35	84718545	2	HOSE ASSY	
36	2220828	2	ELBOW, 90 DEGREE	
37		Ref	TILT CYLINDER, (see Figure 9-3 for details)	
38	2220474	1	ELBOW, 90 DEGREE, (includes item 14)	
39	86683122	6	TIE WRAP	
40	88661002	2	MALE CONNECTOR, 1/8X3/16, TUBE	
101	88561007	2	FLAT WASHER, 1/2	
102	84719280	1	HOSE ASSY, (not shown)	
103	84719282	1	HOSE ASSY, (not shown)	
104	84719281	1	HOSE ASSY, (not shown)	

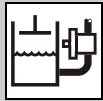
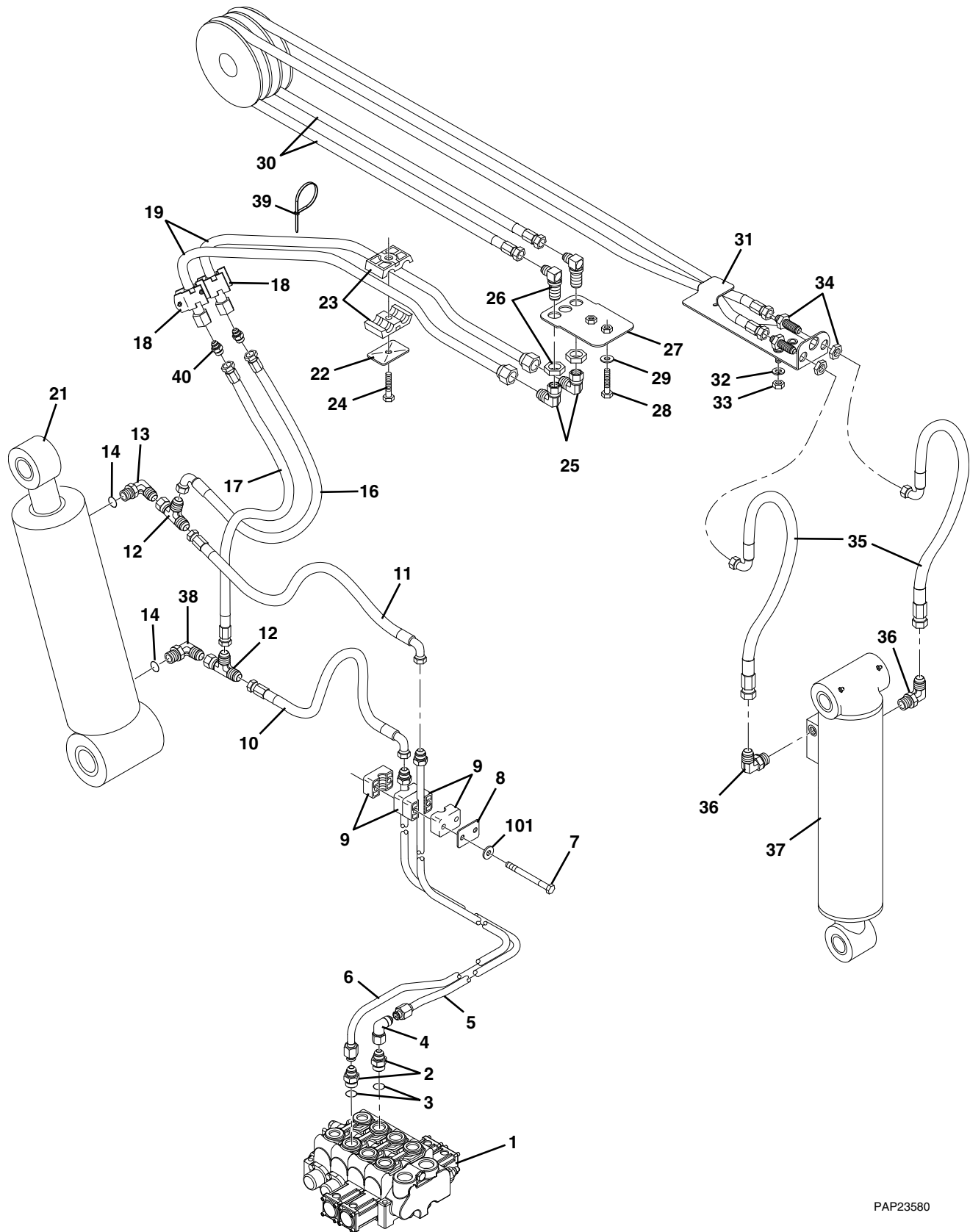


Figure 8-10 Tilt & Compensating Cylinder



PAP23580

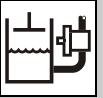
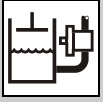


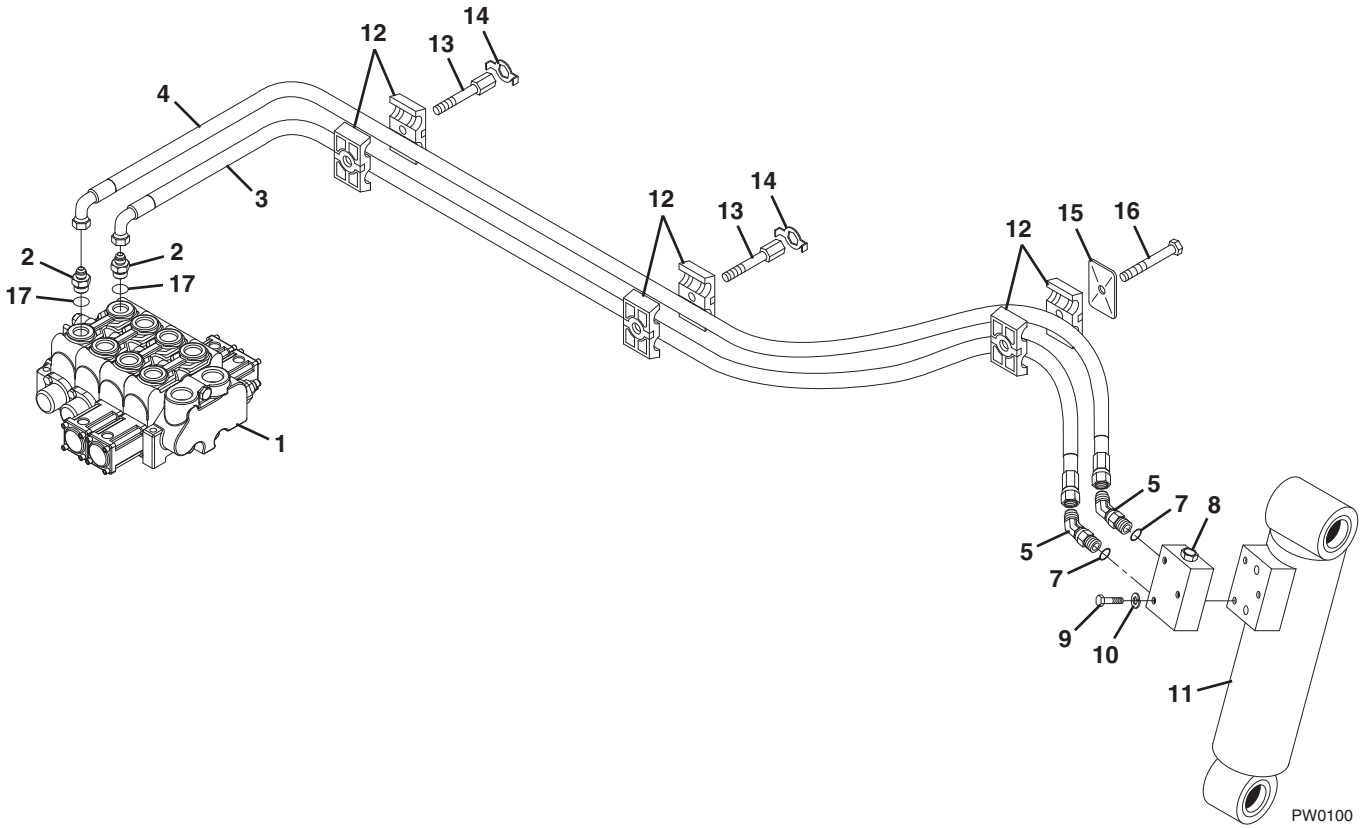
Figure 8-10 Tilt & Compensating Cylinder

Item	Part Number	Qty.	Description	Rev.
1		Ref	MAIN CONTROL VALVE, (see Figure 9-7 for details)	
2	2220374	2	ADAPTER, (includes item 3)	
3		2	O-RING	
4	8765204	1	ELBOW, 90 DEGREE, (swivel nut)	
5	91403548	1	HYDRAULIC TUBE	
6	91403547	1	HYDRAULIC TUBE	
7	88201012	2	HEX HD CAPSCREW, 1/4-20X2-3/4, GR5	
8	77133498	1	COVER PLATE	
9	91033138	2	CLAMP	
10	84719433	1	HOSE ASSY	
11	84719225	1	HOSE ASSY	
12	2220385	2	SWIVEL NUT RUN TEE, 1/2, TUBE	
13	2220596	1	ELBOW, 90 DEGREE, (includes item 14)	
14	88591205	2	O-RING	
16	1001102662	1	HOSE ASSY	
17	1001102663	1	HOSE ASSY	
18	91083216	2	CLAMP	
19	1001001332	2	TUBE ASSY	
21		Ref	COMPENSATING CYLINDER, (see Figure 9-4 for details)	
22	77133140	3	COVER PLATE	
23	77133168	3	CLAMP SET	
24	0641511	3	HEX HD CAPSCREW, 5/16X1-3/8	
25	2221253	2	ELBOW, 90 DEGREE	
26	2171206	2	BULKHEAD FITTING, 90 DEGREE	
27	1001090364	1	HOSE BRACKET	
28	0641607	2	HEX HD CAPSCREW, 3/8-16X1-1/4, GR5	
29	4711600	2	FLAT WASHER, 3/8	
30	1001112207	2	HOSE ASSY	
31	0903293	1	HOSE RETAINER	
32	4761600	2	LOCKWASHER, 3/8	
33	88501006	2	HEX NUT, 3/8-16	
34	2171106	2	BULKHEAD UNION, 9/16-18X3/8, TUBE	
35	1001101617	2	HOSE ASSY	
36	2130610	2	ELBOW, 90 DEGREE	
37		Ref	TILT CYLINDER, (see Figure 9-3 for details)	
38	2220474	1	ELBOW, 90 DEGREE	
39	86683122	6	TIE WRAP	
40	88661002	2	MALE CONNECTOR, 1/8X3/16, TUBE	
101	88561007	2	FLAT WASHER, 1/2	



HYDRAULIC CIRCUITS

Figure 8-11 Sway Cylinder



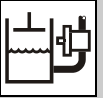
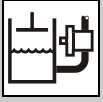


Figure 8-11 Sway Cylinder

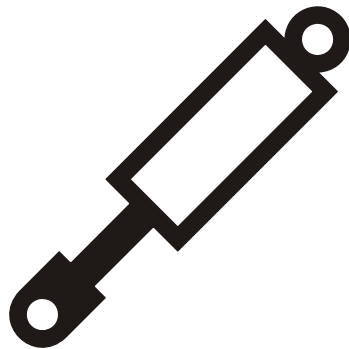
Item	Part Number	Qty.	Description	Rev.
1		Ref	MAIN CONTROL VALVE, (see Figure 9-7 for details)	
2	2220372	2	ADAPTER, (includes item 17)	
3	84719280	1	HOSE ASSY	
4	84719282	1	HOSE ASSY	
5	2221040	2	ELBOW, 45 DEGREE, (swivel nut)	
7	88591204	2	O-RING	
8		Ref	SWAY CYLINDER VALVE, (see Figure 9-19 for details)	
9	88201008	3	HEX HD CAPSCREW, 1/4-20X1-3/4, GR5	
10	88551009	3	LOCKWASHER, 1/4	
11		Ref	SWAY CYLINDER, (see Figure 9-5 for details)	
12	77133168	3	HOSE CLAMP	
13	77133389	2	STACK BOLT	
14	77133390	2	SAFETY CLIP	
15	77133140	1	COVER PLATE	
16	77133177	1	HEX HD CAPSCREW, 5/16-18X3/4	
17	88591205	2	O-RING	



This Page Intentionally Left Blank

SECTION 9

HYDRAULIC COMPONENTS

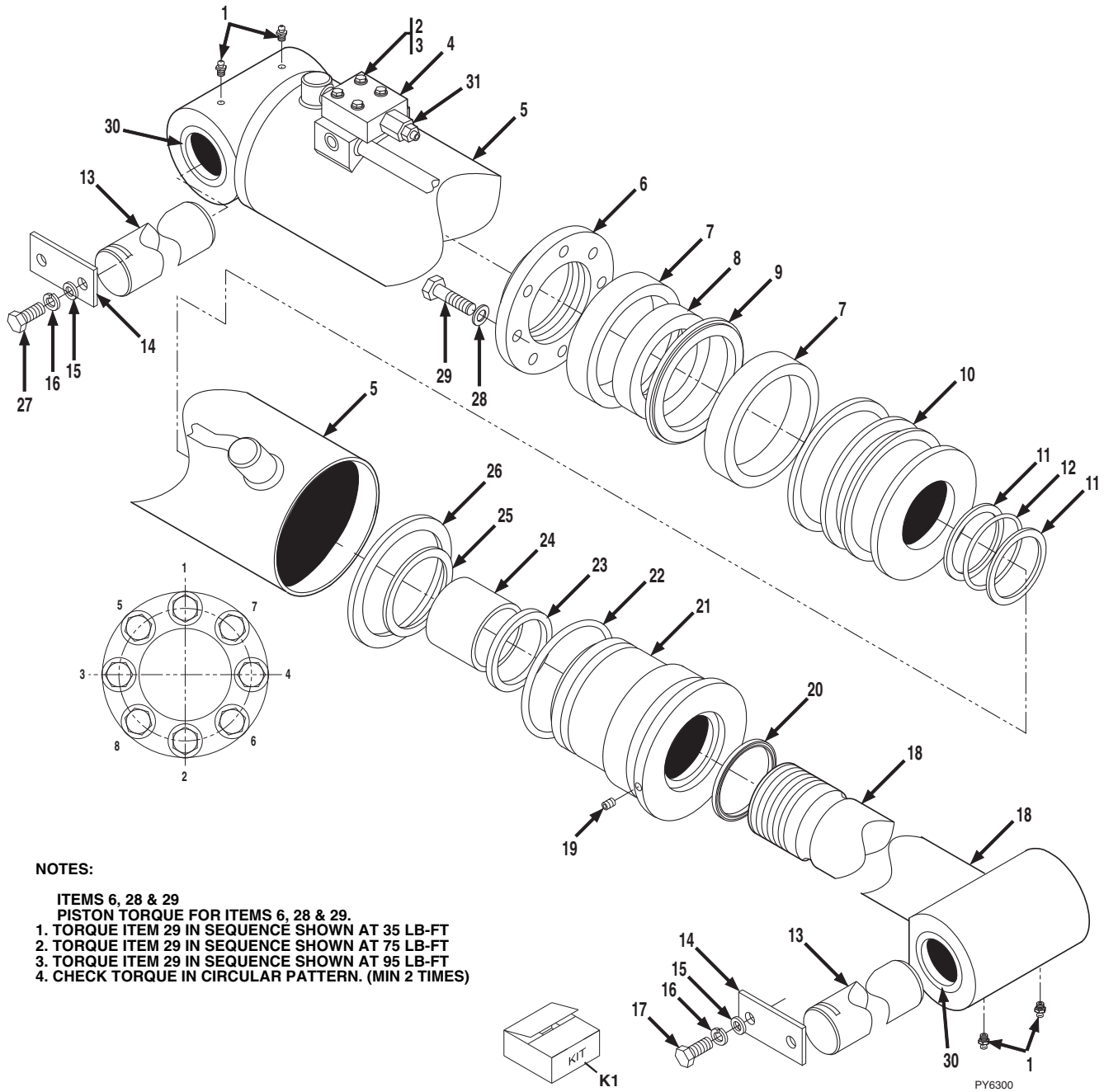




HYDRAULIC COMPONENTS

S/N 0189001 thru 0189345 &
0160000230 thru 0160005398

Figure 9-1 Lift Cylinder



NOTES:

ITEMS 6, 28 & 29

PISTON TORQUE FOR ITEMS 6, 28 & 29.

1. TORQUE ITEM 29 IN SEQUENCE SHOWN AT 35 LB-FT
2. TORQUE ITEM 29 IN SEQUENCE SHOWN AT 75 LB-FT
3. TORQUE ITEM 29 IN SEQUENCE SHOWN AT 95 LB-FT
4. CHECK TORQUE IN CIRCULAR PATTERN. (MIN 2 TIMES)

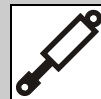


Figure 9-1 Lift Cylinder

Item	Part Number	Qty.	Description	Rev.
	91403009	1	LIFT CYLINDER, (includes all items except items 13 thru 17 & 27)	F
1	91144128	4	GREASE FITTING	
2	91404132	4	CAPSCREW, (torque to 10-12 lb-ft)	
3	91404152	4	LOCKWASHER	
4	91404138	1	VALVE BLOCK, (includes item 31)	
5	91404133	1	CASE ASSY	
6	91404137	1	BOLT PLATE	
7	Use Kit K1	2	WEAR RING	
8	91404136	1	SPLIT RING	
9	Use Kit K1	1	PISTON SEAL	
10	91404134	1	PISTON	
11	Use Kit K1	2	BACK-UP RING	
12	Use Kit K1	1	O-RING	
13	91403027	2	PIN	
14	91401189	2	KEEPER	
15	88561111	4	WASHER, 1/2	
16	88551013	4	LOCKWASHER, 1/2	
17	88211105	2	SOCKET HD CAPSCREW, 1/2-13X1, GR8	
18	91404139	1	SHAFT ASSY	
19	91124096	1	SET SCREW, (torque to 11 lb-ft)	
20	Use Kit K1	1	CANNED WIPER	
21	91404135	1	HEAD, (torque to 100 lb-ft)	
22	Use Kit K1	1	O-RING	
23	Use Kit K1	1	ROD SEAL	
24	Use Kit K1	1	WEAR RING	
25	Use Kit K1	1	STEP SEAL	
26	Use Kit K1	1	U-CUP	
27	88201065	2	HEX HD CAPSCREW, 1/2-13X1, GR5	
28	91404131	8	WASHER	
29	91404151	8	CAPSCREW, (see service note for torque specifications)	
30	91404288	4	BUSHING	
31	1001109225	1	VALVE, (torque to 44 lb-ft)	
	91404382	1	SEAL KIT	
K1	91404140	1	SEAL KIT, (includes items 7, 9, 11, 12, 20 & 22 thru 26)	



HYDRAULIC COMPONENTS

S/N 0160005472 thru 0160007625

Figure 9-1 Lift Cylinder

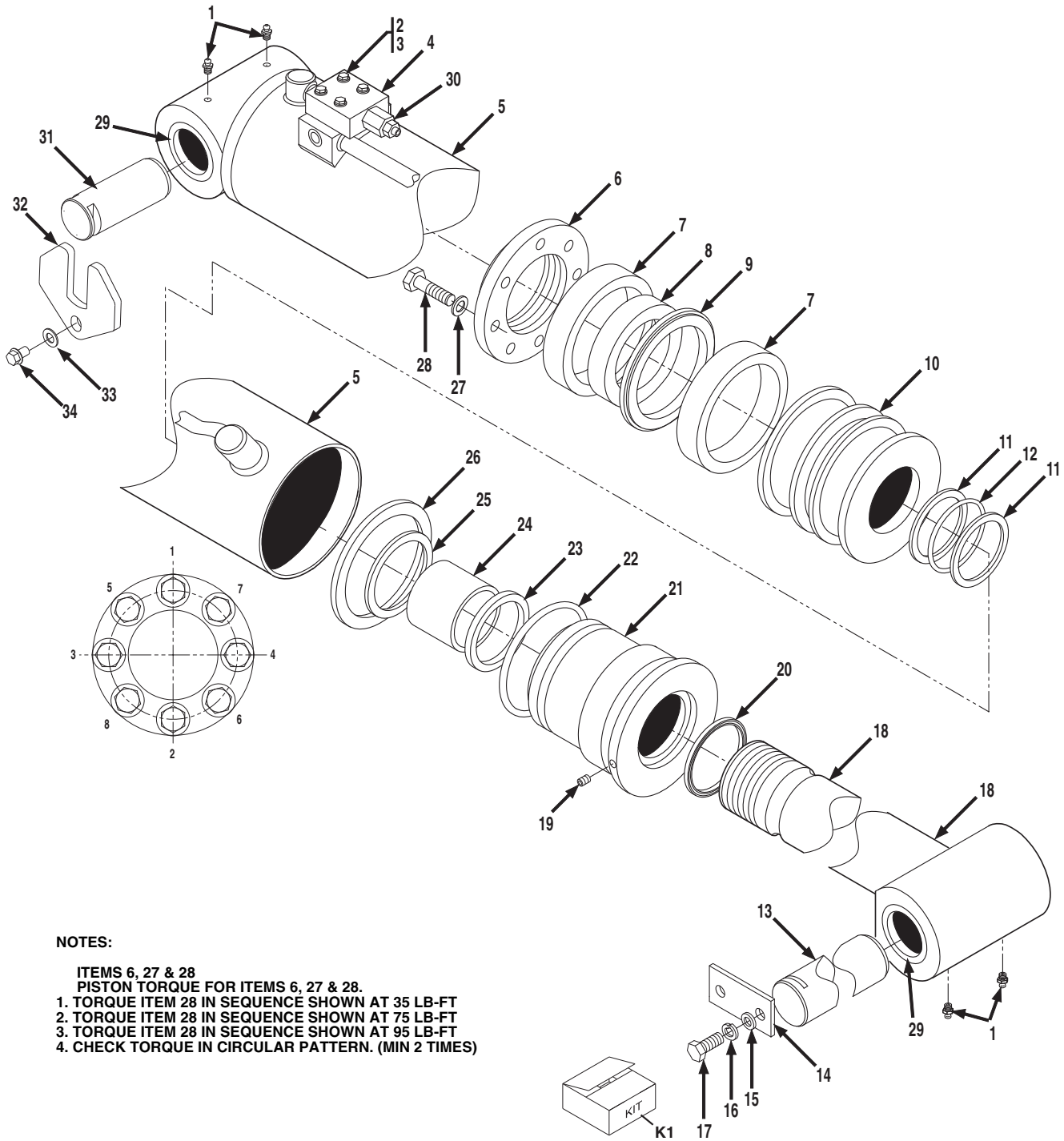




Figure 9-1 Lift Cylinder

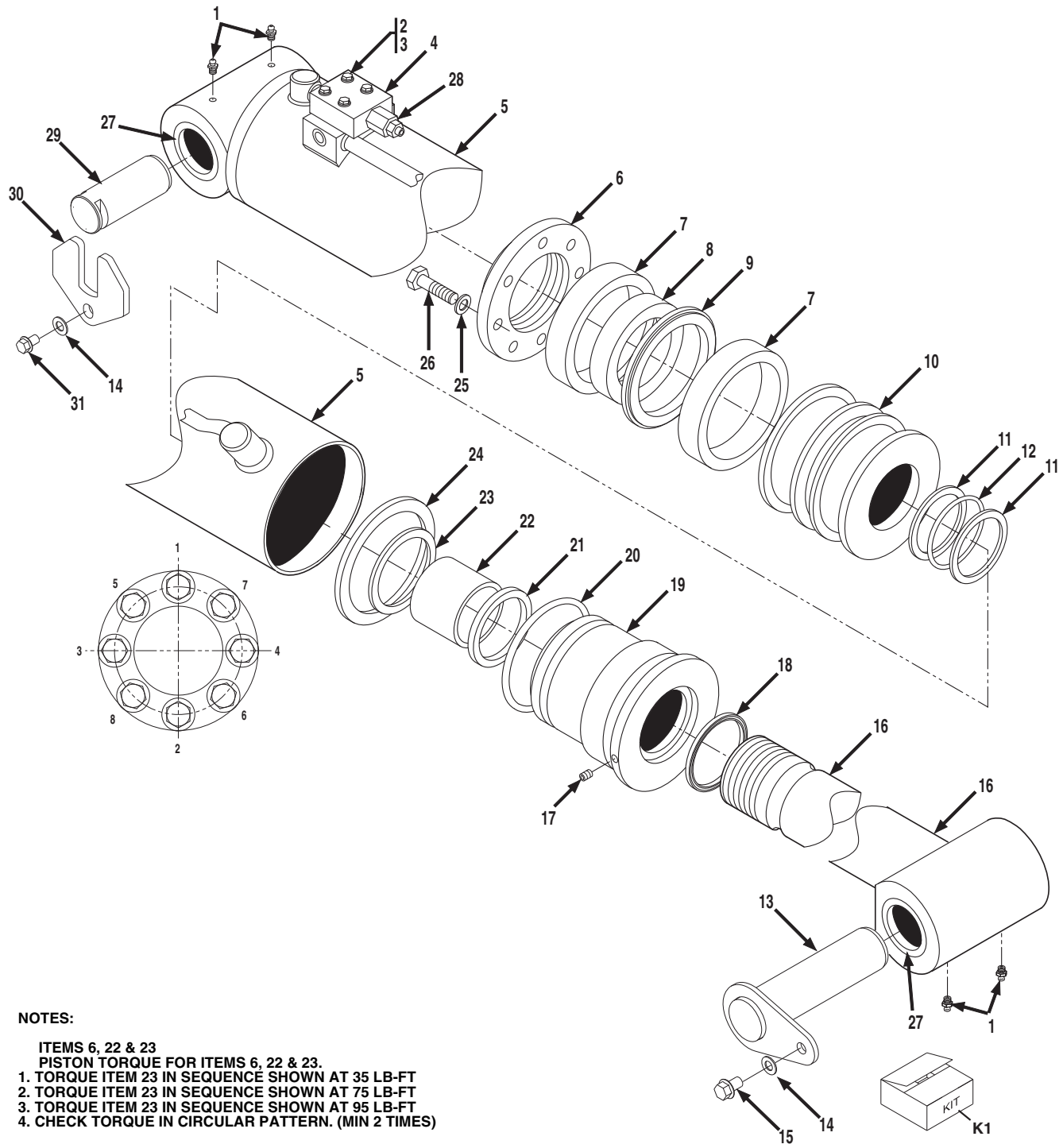
Item	Part Number	Qty.	Description	Rev.
	91403009	1	LIFT CYLINDER, (includes all items except items 13 thru 17 & 31 thru 34)	G
1	91144128	4	GREASE FITTING	
2	91404132	4	CAPSCREW, (torque to 10-12 lb-ft)	
3	91404152	4	LOCKWASHER	
4	91404138	1	VALVE BLOCK, (includes item 30)	
5	91404133	1	CASE ASSY	
6	91404137	1	BOLT PLATE	
7	Use Kit K1	2	WEAR RING	
8	91404136	1	SPLIT RING	
9	Use Kit K1	1	PISTON SEAL	
10	91404134	1	PISTON	
11	Use Kit K1	2	BACK-UP RING	
12	Use Kit K1	1	O-RING	
13	91403027	1	PIN	
14	91401189	1	KEEPER	
15	88561111	2	WASHER, 1/2	
16	88551013	2	LOCKWASHER, 1/2	
17	88201065	2	HEX HD CAPSCREW, 1/2-13X1, GR5	
18	91404139	1	SHAFT ASSY	
19	91124096	1	SET SCREW, (torque to 11 lb-ft)	
20	Use Kit K1	1	CANNED WIPER	
21	91404135	1	HEAD, (torque to 100 lb-ft)	
22	Use Kit K1	1	O-RING	
23	Use Kit K1	1	ROD SEAL	
24	Use Kit K1	1	WEAR RING	
25	Use Kit K1	1	STEP SEAL	
26	Use Kit K1	1	U-CUP	
27	91404131	8	WASHER	
28	91404151	8	CAPSCREW, (see service note for torque specifications)	
29	91404288	4	BUSHING	
30	1001109225	1	VALVE, (torque to 44 lb-ft)	
	91404382	1	SEAL KIT	
31	91473233	1	PIN	
32	91471240	1	KEEPER PLATE	
33	4891800	1	HARD WASHER, 1/2	
34	0681810	1	HEX HD CAPSCREW, 1/2-13X1-1/4, GR8, (torque to 100-110 lb-ft)	
K1	91404140	1	SEAL KIT, (includes items 7, 9, 11, 12, 20 & 22 thru 26)	



HYDRAULIC COMPONENTS

S/N 0160007751 thru 0160010472

Figure 9-1 Lift Cylinder



NOTES:

- ITEMS 6, 22 & 23
PISTON TORQUE FOR ITEMS 6, 22 & 23.
- 1. TORQUE ITEM 23 IN SEQUENCE SHOWN AT 35 LB-FT
- 2. TORQUE ITEM 23 IN SEQUENCE SHOWN AT 75 LB-FT
- 3. TORQUE ITEM 23 IN SEQUENCE SHOWN AT 95 LB-FT
- 4. CHECK TORQUE IN CIRCULAR PATTERN. (MIN 2 TIMES)

PY6320



Figure 9-1 Lift Cylinder

Item	Part Number	Qty.	Description	Rev.
	91403009	1	LIFT CYLINDER, (includes all items except items 13 thru 15 & 29 thru 31)	H
1	91144128	4	GREASE FITTING	
2	91404132	4	CAPSCREW, (torque to 10-12 lb-ft)	
3	91404152	4	LOCKWASHER	
4	91404138	1	VALVE BLOCK, (includes item 28)	
5	91404133	1	CASE ASSY	
6	91404137	1	BOLT PLATE	
7	Use Kit K1	2	WEAR RING	
8	91404136	1	SPLIT RING	
9	Use Kit K1	1	PISTON SEAL	
10	91404134	1	PISTON	
11	Use Kit K1	2	BACK-UP RING	
12	Use Kit K1	1	O-RING	
13	1001101703	1	PIN	
14	4891800	2	HARD WASHER, 1/2	
15	88201066	1	HEX HD CAPSCREW, 1/2-13X1-1/4, GR5, (torque to 100 lb-ft)	
16	91404139	1	SHAFT ASSY	
17	91124096	1	SET SCREW, (torque to 11 lb-ft)	
18	Use Kit K1	1	CANNED WIPER	
19	91404135	1	HEAD, (torque to 100 lb-ft)	
20	Use Kit K1	1	O-RING	
21	Use Kit K1	1	ROD SEAL	
22	Use Kit K1	1	WEAR RING	
23	Use Kit K1	1	STEP SEAL	
24	Use Kit K1	1	U-CUP	
25	91404131	8	WASHER	
26	91404151	8	CAPSCREW, (see service note for torque specifications)	
27	91404288	4	BUSHING	
28	1001109225	1	VALVE, (torque to 44 lb-ft)	
	91404382	1	SEAL KIT	
29	91473233	1	PIN	
30	91471240	1	KEEPER PLATE	
31	0681810	1	HEX HD CAPSCREW, 1/2-13X1-1/4, GR8, (torque to 100-110 lb-ft)	
K1	91404140	1	SEAL KIT, (includes items 7, 9, 11, 12, 18 & 20 thru 24)	



Figure 9-1 Lift Cylinder

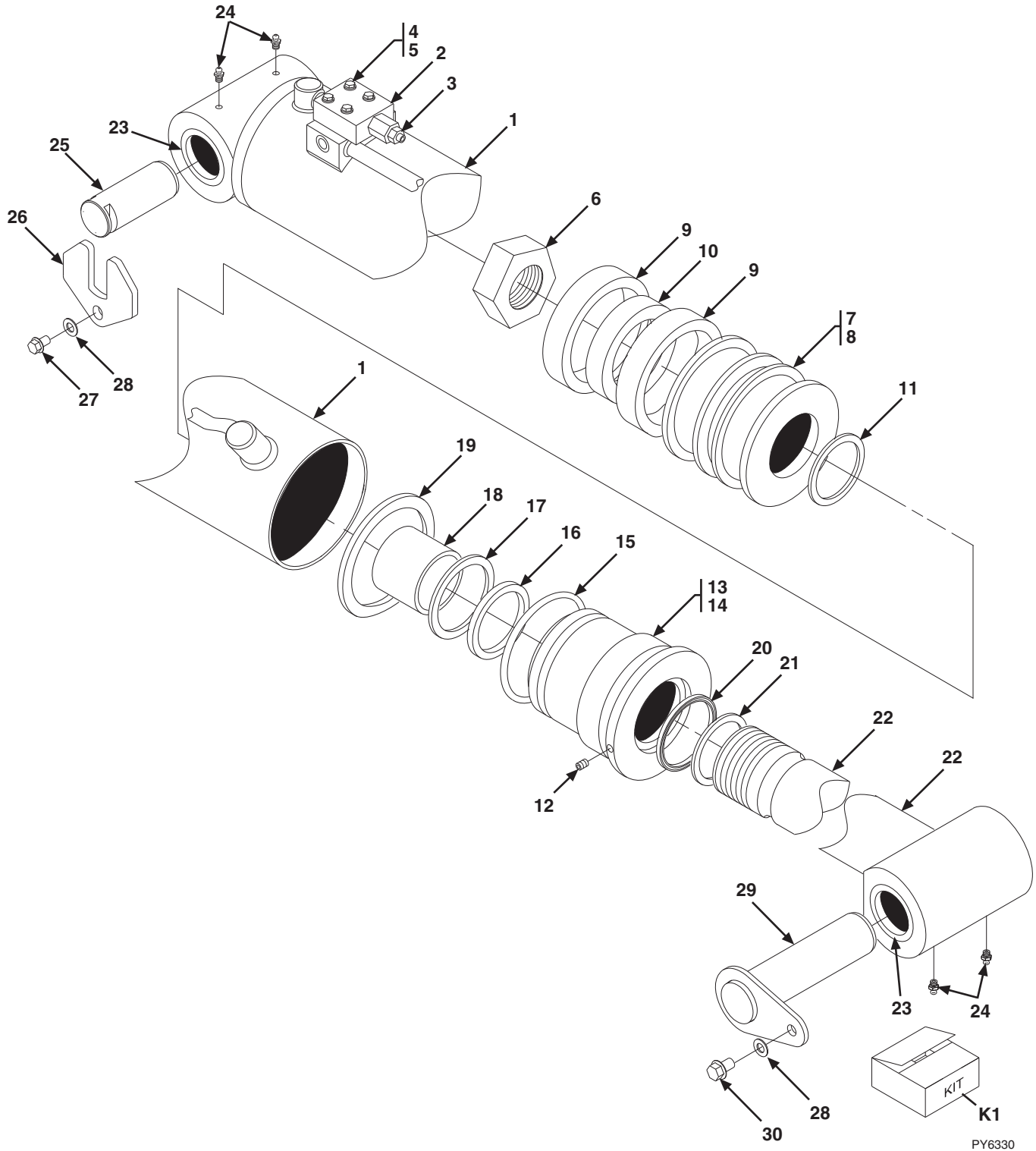




Figure 9-1 Lift Cylinder

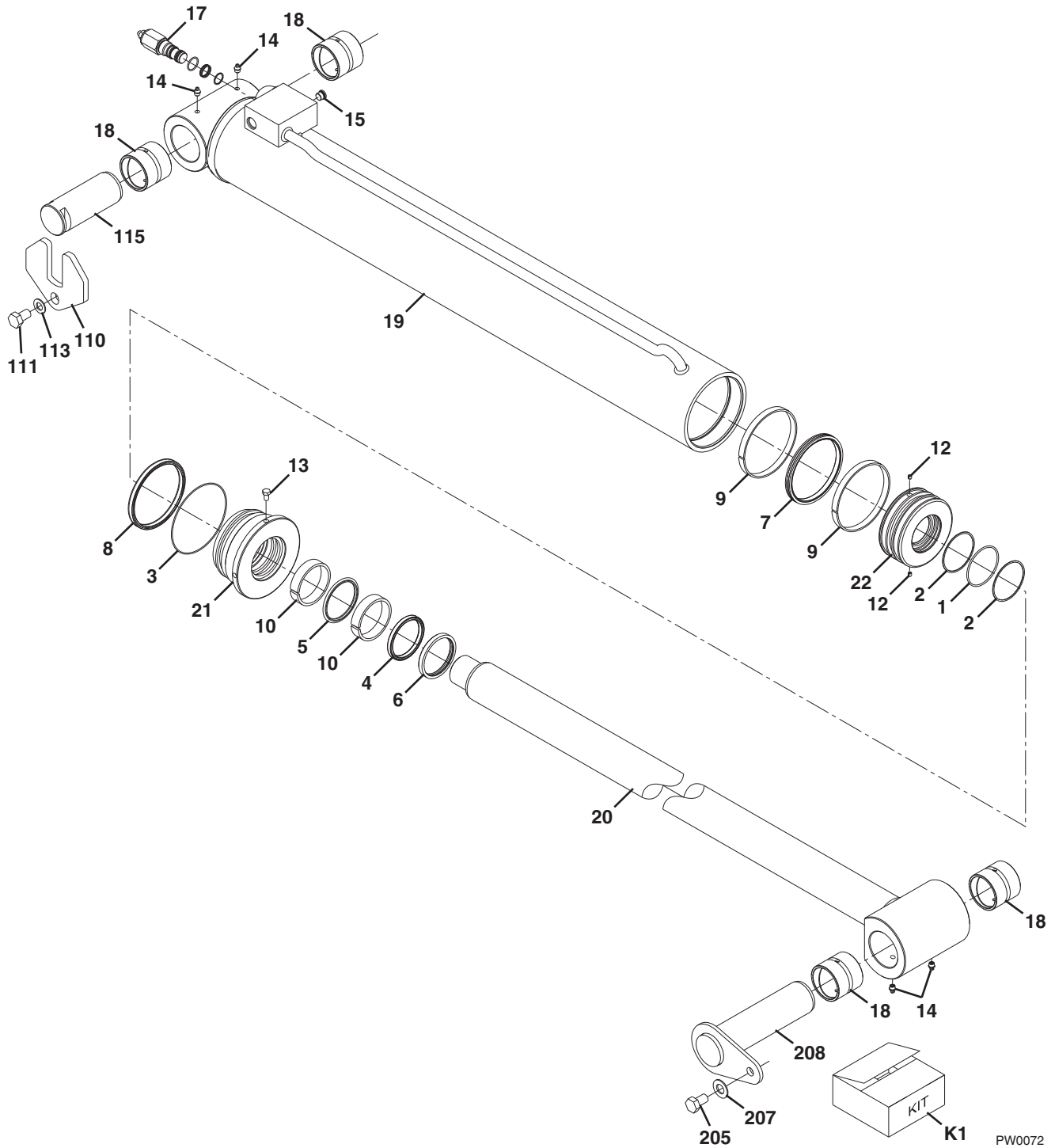
Item	Part Number	Qty.	Description	Rev.
	91413158	1	LIFT CYLINDER, (includes items 1 thru 24)	B
1	91404133	1	CASE ASSY	
2	91404138	1	VALVE BLOCK ASSY, (includes item 3)	
3	1001109225	1	VALVE, (torque to 44 lb-ft)	
	91404382	1	SEAL KIT	
4	91404132	4	CAPSCREW, (torque to 10-12 lb-ft)	
5	91404152	4	LOCKWASHER	
6	91034153	1	LOCKNUT	
7	91414065	1	PISTON ASSY, (includes items 8 thru 11)	
8	91414066	1	PISTON	
9	Use Kit K1	2	WEAR RING	
10	Use Kit K1	1	CAP SEAL	
11	Use Kit K1	1	O-RING	
12	91124096	1	SET SCREW	
13	91414067	1	HEAD ASSY, (includes items 14 thru 20)	
14	91404135	1	HEAD	
15	Use Kit K1	1	O-RING	
16	Use Kit K1	1	ROD SEAL	
17	Use Kit K1	1	STEP SEAL	
18	Use Kit K1	1	WEAR RING	
19	Use Kit K1	1	U-CUP	
20	Use Kit K1	1	CANNED WIPER	
21	7026458	1	O-RING	
22	91414068	1	SHAFT ASSY	
23	91404288	4	BUSHING	
24	91144128	4	GREASE FITTING	
25	91473233	1	LOWER LIFT CYLINDER PIN	
26	91471240	1	KEEPER PLATE	
27	0681810	1	HEX HD CAPSCREW, 1/2-13X1-1/4, GR8, (torque to 100-110 lb-ft)	
28	4891800	2	HARD WASHER, 1/2	
29	1001101703	1	UPPER LIFT CYLINDER PIN	
30	88201066	1	HEX HD CAPSCREW, 1/2-13X1-1/4, GR5, (torque to 100-110 lb-ft)	
K1	91414069	1	SEAL KIT, (includes items 9 thru 11 & 15 thru 20)	



HYDRAULIC COMPONENTS

S/N 0160033805 & After

Figure 9-1 Lift Cylinder



PW0072



Figure 9-1 Lift Cylinder

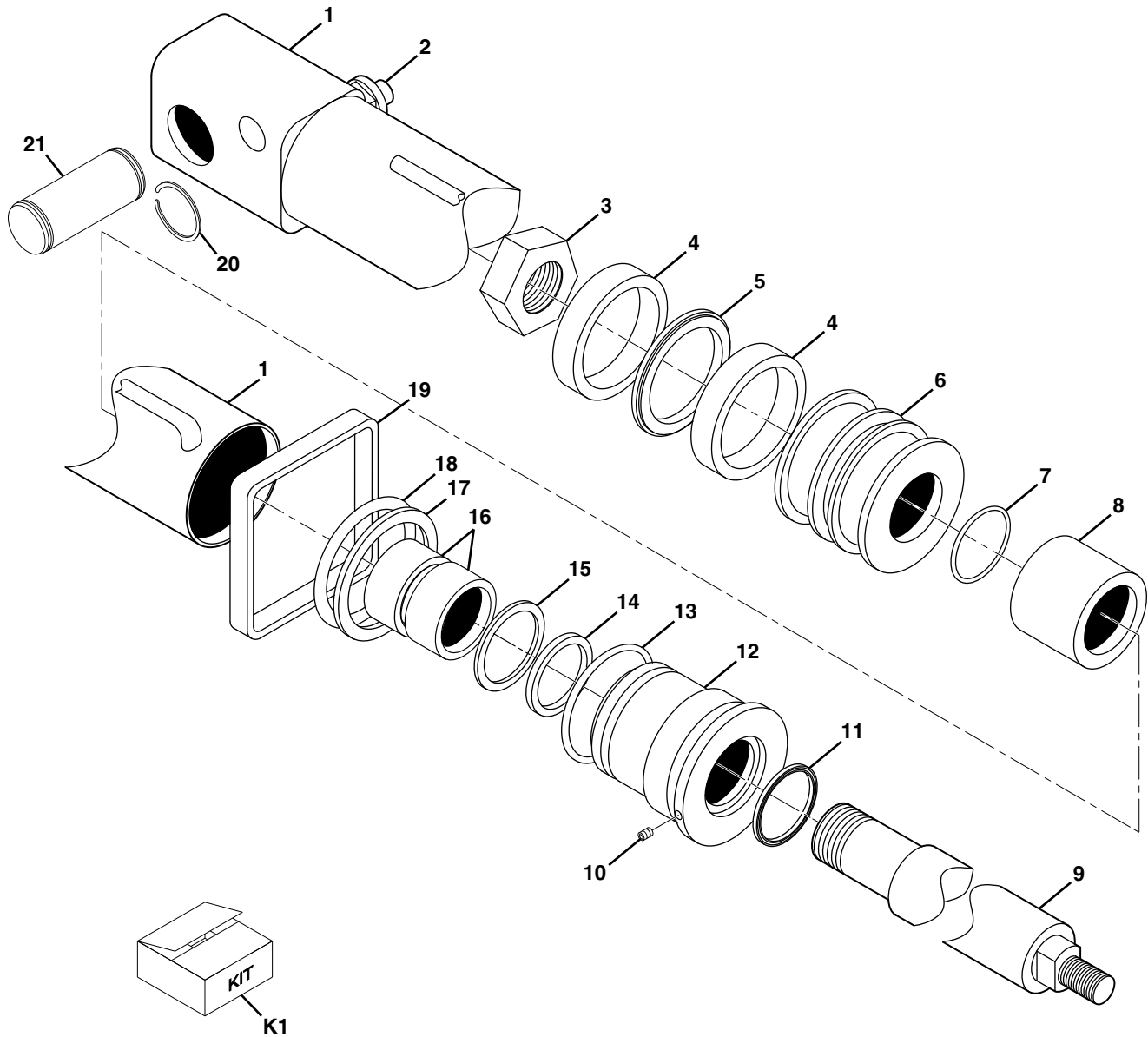
Item	Part Number	Qty.	Description	Rev.
	91413155	1	LIFT CYLINDER, (S/N 0160033805 thru 0160036159), (includes items 1 thru 22)	C
	1001101280	1	LIFT CYLINDER, (S/N 0160036529 & After), (includes items 1 thru 22)	D
1	Use Kit K1	1	O-RING	
2	Use Kit K1	2	BACK-UP RING	
3	Use Kit K1	1	O-RING	
4	Use Kit K1	1	SEAL	
5	Use Kit K1	1	SEAL	
6	Use Kit K1	1	WIPER	
7	Use Kit K1	1	SEAL	
8	Use Kit K1	1	SEAL	
9	Use Kit K1	2	WEAR RING	
10	Use Kit K1	2	WEAR RING	
12	70021757	2	SET SCREW	
13	70021630	1	SELF-TAPPING SCREW	
14	7003242	4	LUBE FITTING	
15	20021648	1	PORT PLUG	
17	1001109225	1	VALVE	
	91404382	1	SEAL KIT	
18	70021756	4	BUSHING	
19	70021755	1	TUBE ASSY, (S/N 0160033805 thru 0160036159), (70021755 is no longer available, replace with both 70021957 head & 70021958 tube assy)	
	70021958	1	TUBE ASSY, (S/N 0160036529 & After)	
20	70021754	1	ROD ASSY	
21	70021753	1	HEAD, (S/N 0160033805 thru 0160036159), (70021753 is no longer available, replace with both 70021957 head & 70021958 tube assy)	
	70021957	1	HEAD, (S/N 0160036529 & After)	
22	70021752	1	PISTON	
110	91471240	1	KEEPER PLATE	
111	0681810	1	HEX HD CAPSCREW, 1/2-13X1-1/4, GR8	
113	4891800	1	HARD WASHER, 1/2	
115	91473233	1	LIFT CYLINDER PIN	
205	0681810	1	HEX HD CAPSCREW, 1/2-13X1-1/4, GR8	
207	4891800	1	HARD WASHER, 1/2	
208	1001101703	1	LIFT CYLINDER PIN	
K1	70021758	1	SEAL KIT, (includes items 1 thru 10)	



HYDRAULIC COMPONENTS

S/N 0189001 thru 0189345
& 016000230 thru 0160033603

Figure 9-2 Crowd Cylinder - Iowa



PAP23610



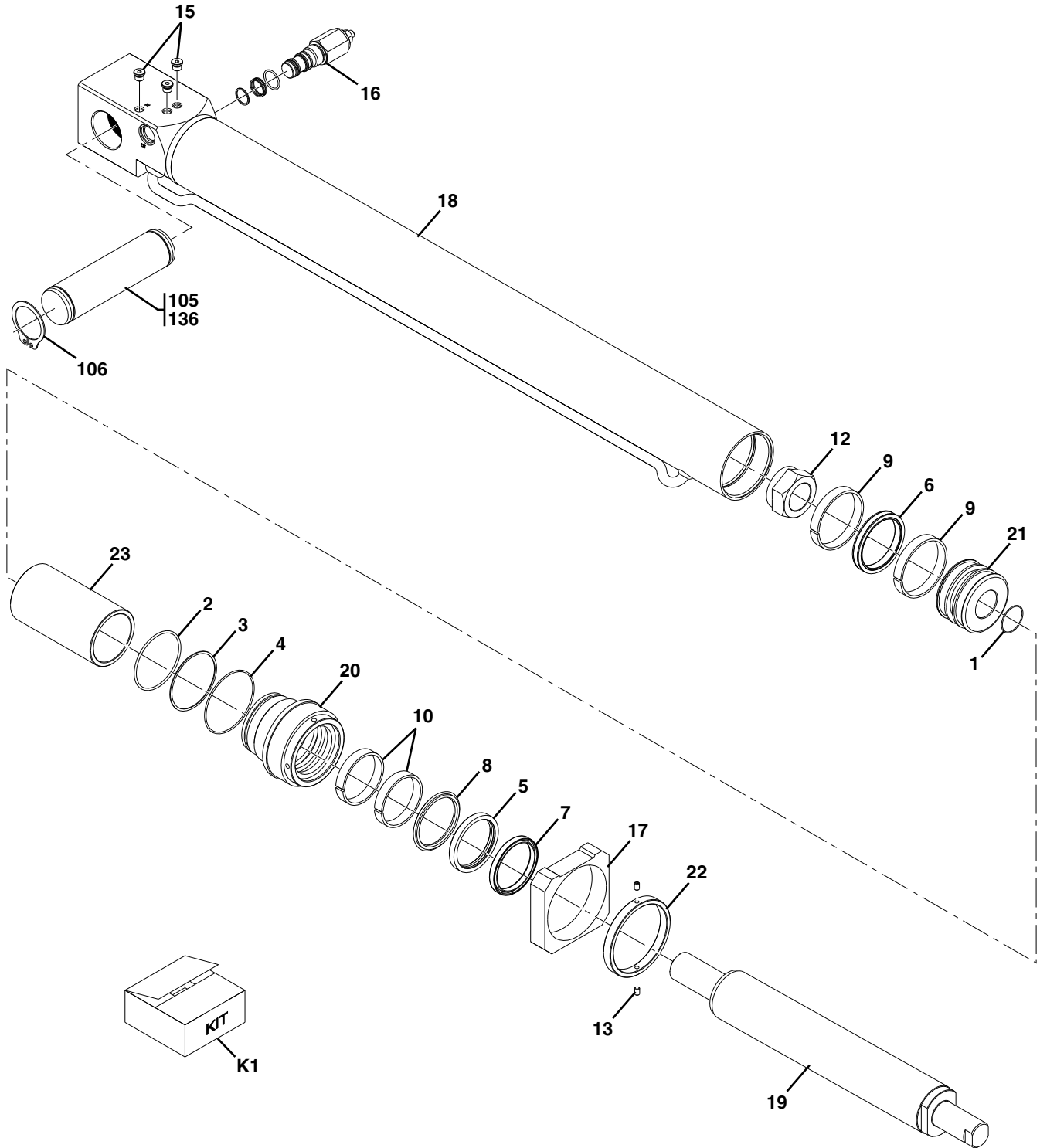
Figure 9-2 Crowd Cylinder - Iowa

Item	Part Number	Qty.	Description	Rev.
	91403006	1	CROWD CYLINDER, (includes all items 1 thru 19)	G
1	91404112	1	CASE ASSY	
2	1001109225	1	VALVE, (torque to 40-45 lb-ft)	
	91404382	1	SEAL KIT	
3	91034267	1	LOCKNUT, (torque to 600-650 lb-ft)	
4	Use Kit K1	2	WEAR RING	
5	Use Kit K1	1	PISTON SEAL	
6	70020494	1	PISTON ASSY, (includes items 4, 5 & 7)	
7	Use Kit K1	1	O-RING	
8	91404113	1	SPACER	
9	91404114	1	SHAFT	
10	91404130	1	SET SCREW, (torque to 11 lb-ft)	
11	Use Kit K1	1	CANNED WIPER	
12	70020495	1	HEAD ASSY, (includes items 11 & 13 thru 18), (torque to 100 lb-ft)	
13	Use Kit K1	1	O-RING	
14	Use Kit K1	1	U-CUP	
15	Use Kit K1	1	STEP SEAL	
16	Use Kit K1	2	WEAR RING	
17	Use Kit K1	1	BACK-UP RING	
18	Use Kit K1	1	O-RING	
19	91409117	1	WEAR BAND	
20	88581149	2	RETAINING RING	
21	91403022	1	CROWD CYLINDER PIN	
K1	70020432	1	SEAL KIT, (includes items 4, 5, 7, 11 & 13 thru 18)	



HYDRAULIC COMPONENTS

Figure 9-2 Crowd Cylinder - Texas Hydraulics



PAP23620



Figure 9-2 Crowd Cylinder - Texas Hydraulics

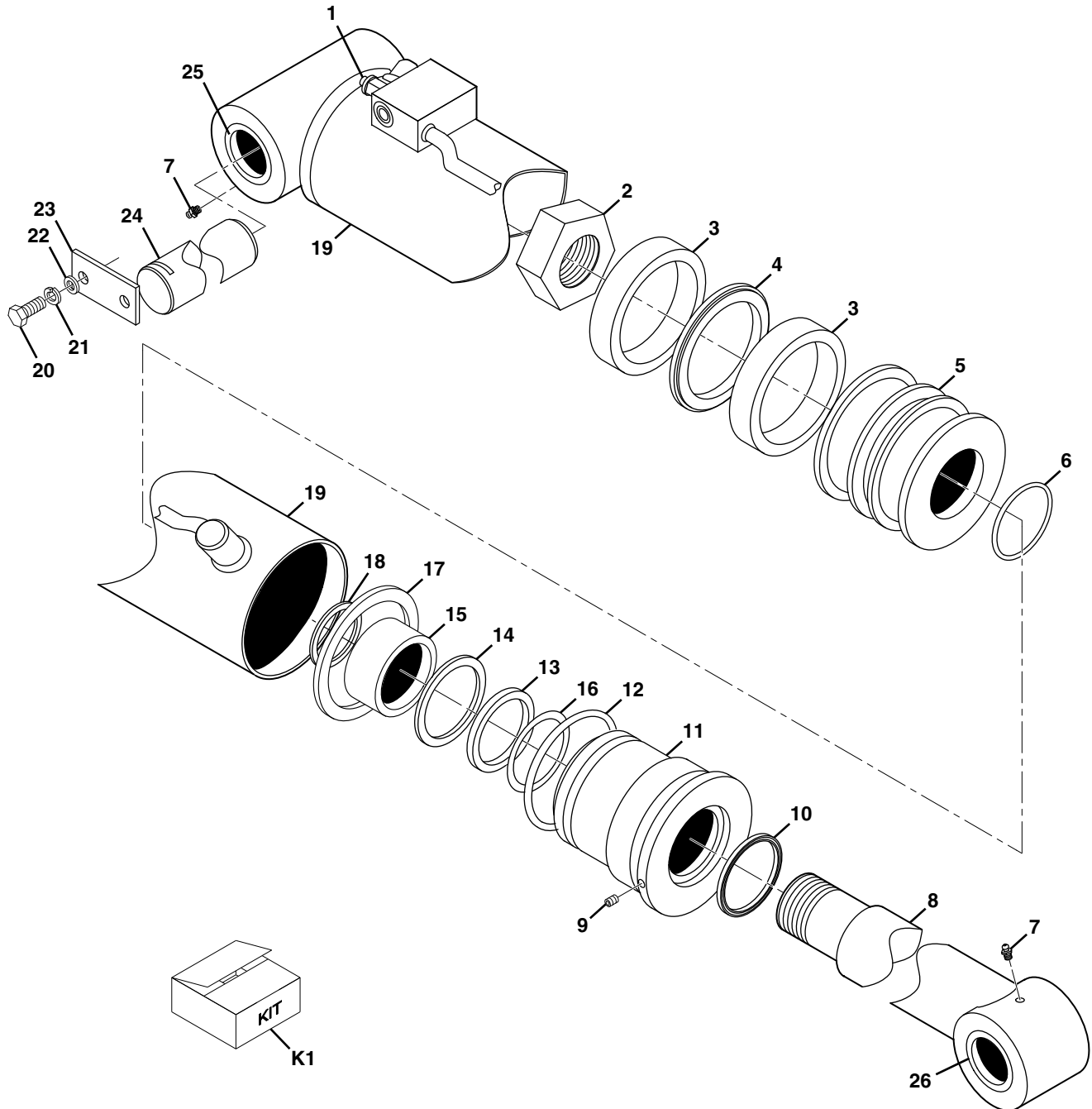
Item	Part Number	Qty.	Description	Rev.
	91473230	1	CROWD CYLINDER, (includes items 1 thru 23)	B
1	Use Kit K1	1	O-RING	
2	Use Kit K1	1	O-RING	
3	Use Kit K1	1	BACK-UP RING	
4	Use Kit K1	1	O-RING	
5	Use Kit K1	1	SEAL	
6	Use Kit K1	1	SEAL	
7	Use Kit K1	1	WIPER	
8	Use Kit K1	1	SEAL	
9	Use Kit K1	2	WEAR RING	
10	Use Kit K1	2	WEAR RING	
12	7003226	1	LOCKNUT	
13	70021774	2	SET SCREW	
15	7005365	3	PORT PLUG	
16	1001109225	1	COUNTERBALANCE VALVE	
	91404382	1	SEAL KIT	
17	70021772	1	WEAR PAD	
18	70021771	1	TUBE ASSY	
19	70021770	1	ROD	
20	70021769	1	HEAD	
21	70021768	1	PISTON	
22	70021767	1	COLLAR	
23	70021766	1	SPACER	
105	91403022	1	CYLINDER PIN	
106	88581149	2	RETAINING RING	
136	14403323	AR	NEVER SEEZE LUBE	
K1	70021775	1	SEAL KIT, (includes items 1 thru 10)	



HYDRAULIC COMPONENTS

S/N 0189001 thru 0189345
& 0160000230 thru 0160033603

Figure 9-3 Tilt Cylinder - Iowa



NOTE:
FOR ROD END PIN, SEE FIGURE 2-8.

PAP23590

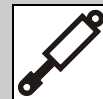


Figure 9-3 Tilt Cylinder - Iowa

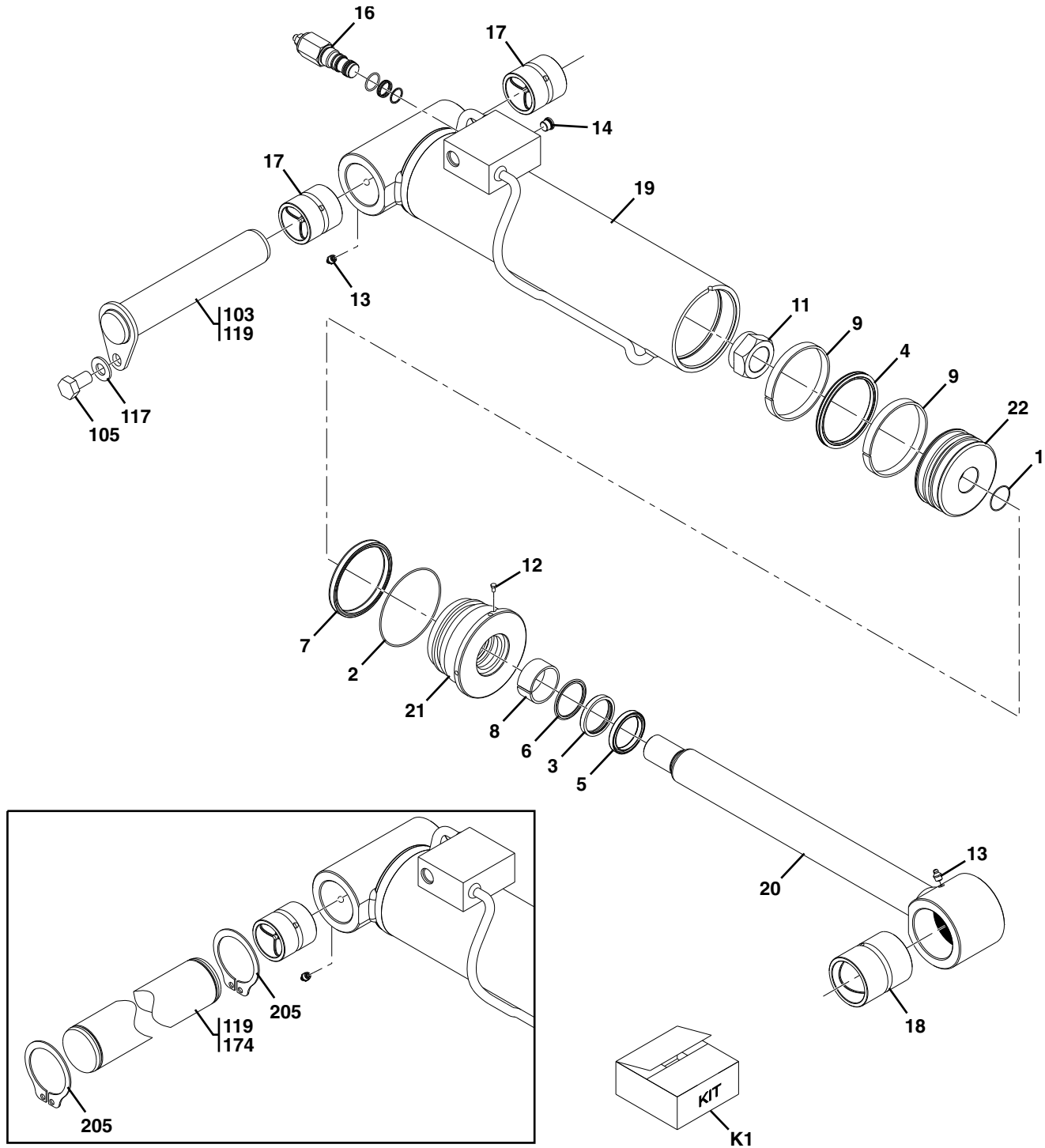
Item	Part Number	Qty.	Description	Rev.
	91403008	1	TILT CYLINDER, (includes all items except items 20 thru 24)	J
1	1001109225	1	VALVE, (torque to 45-50 lb-ft)	
	91404382	1	SEAL KIT	
2	91034267	1	LOCKNUT, (torque to 1250-1300 lb-ft)	
3	Use Kit K1	2	WEAR RING	
4	Use Kit K1	1	PISTON SEAL	
5	91404153	1	PISTON	
6	Use Kit K1	1	O-RING	
7	91144128	3	GREASE FITTING	
8	91404156	1	SHAFT ASSY	
9	91124096	1	SET SCREW, (torque to 11 lb-ft)	
10	Use Kit K1	1	CANNED WIPER	
11	91404154	1	HEAD, (torque to 200 lb-ft)	
12	Use Kit K1	1	O-RING	
13	Use Kit K1	1	U-CUP SEAL	
14	Use Kit K1	1	STEP SEAL	
15	Use Kit K1	1	WEAR RING	
16	Use Kit K1	1	BACK-UP RING	
17	Use Kit K1	1	U-CUP	
18	91084372	1	RETAINING RING	
19	91404155	1	CASE ASSY	
20	88201064	2	HEX HD CAPSCREW, 1/2-13X7/8, GR5	
21	88551013	2	LOCKWASHER, 1/2	
22	88561111	2	WASHER, 1/2	
23	91401189	1	KEEPER	
24	91403021	1	TILT CYLINDER PIN	
25	91404286	2	BUSHING, (manganese phosphate coating)	
26	91404287	1	BUSHING, (manganese phosphate coating)	
K1	91404157	1	SEAL KIT, (includes items 3, 4, 6, 10 & 12 thru 17)	



HYDRAULIC COMPONENTS

S/N 0160033805 & After

Figure 9-3 Tilt Cylinder - Texas Hydraulics



S/N 0160037689 & AFTER

PAP23600



Figure 9-3 Tilt Cylinder - Texas Hydraulics

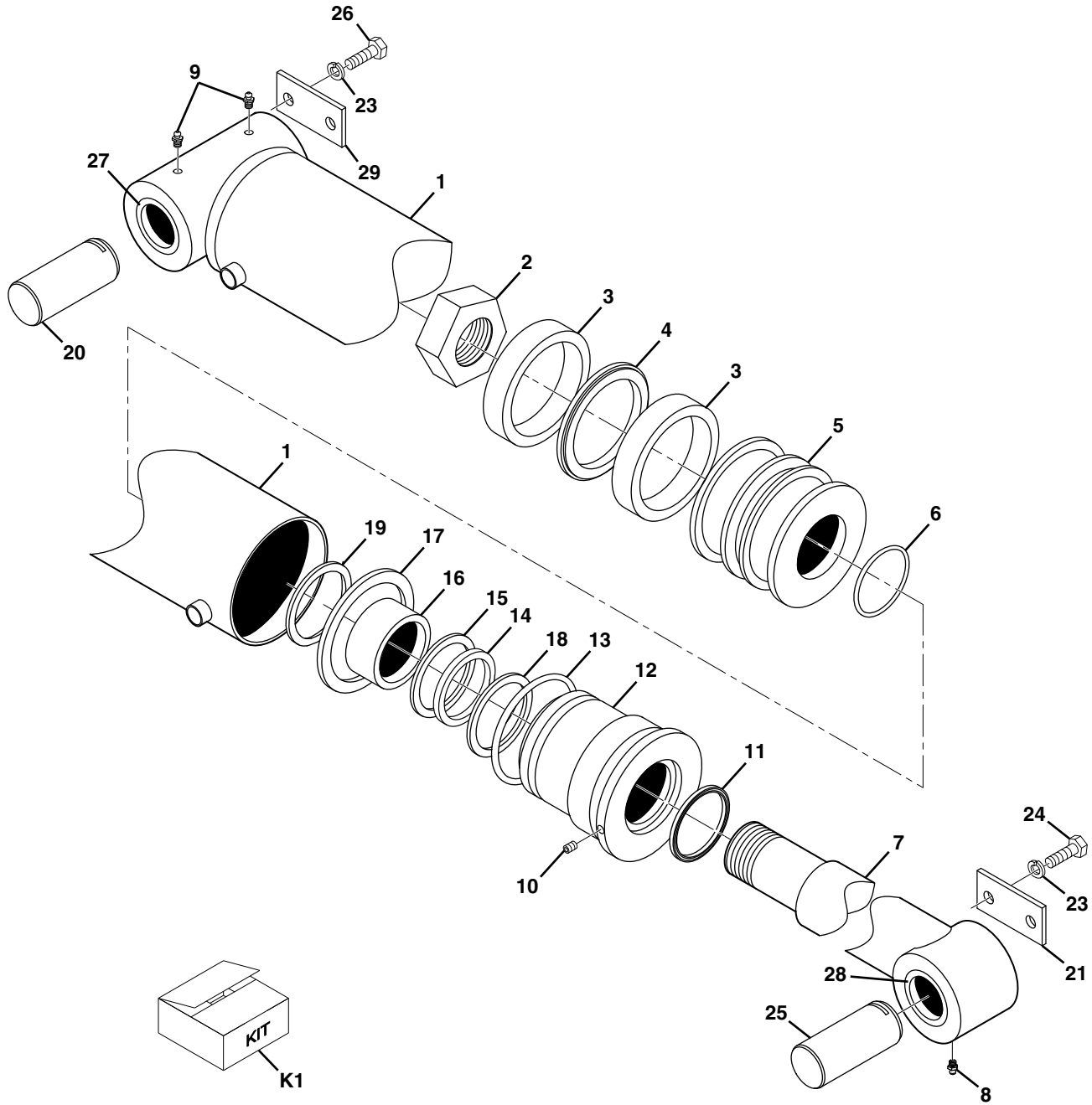
Item	Part Number	Qty.	Description	Rev.
	91413156	1	TILT CYLINDER, (includes items 1 thru 22)	A
1	Use Kit K1	1	O-RING	
2	Use Kit K1	1	O-RING	
3	Use Kit K1	1	SEAL	
4	Use Kit K1	1	SEAL	
5	Use Kit K1	1	WIPER	
6	Use Kit K1	1	SEAL	
7	Use Kit K1	1	SEAL	
8	Use Kit K1	1	WEAR RING	
9	Use Kit K1	2	WEAR RING	
11	7003226	1	LOCKNUT	
12	70021630	1	SELF-TAPPING SCREW	
13	7003242	3	LUBE FITTING	
14	70021648	1	PORT PLUG	
16	1001109225	1	COUNTERBALANCE VALVE	
	91404382	1	SEAL KIT	
17	70021763	2	BUSHING	
18	70021765	1	BUSHING	
19	70021762	1	TUBE ASSY	
20	70021761	1	ROD ASSY	
21	70021760	1	HEAD	
22	70021759	1	PISTON	
103	91473234	1	CYLINDER PIN, (Before S/N 0160037689)	
105	0681810	1	HEX HD CAPSCREW, 1/2-13X1-1/4, GR8	
117	4891800	1	WASHER, 1/2	
119	14403323	AR	NEVER SEEZE LUBE	
174	1001098223	1	CYLINDER PIN, (S/N 0160037689 & After)	
205	88581149	2	RETAINING RING, (S/N 0160037689 & After)	
217	8307904	AR	WASHER, SHIM, (not shown), (S/N 0160037689 & After)	
218	8310093	AR	WASHER, SHIM, (not shown), (S/N 0160037689 & After)	
219	8307918	AR	WASHER, SHIM, (not shown), (S/N 0160037689 & After)	
K1	70021764	1	SEAL KIT, (includes items 1 thru 9)	



HYDRAULIC COMPONENTS

S/N 0189001 thru 0189345 &
0160000230 thru 0160007625

Figure 9-4 Compensating Cylinder



PAP23680

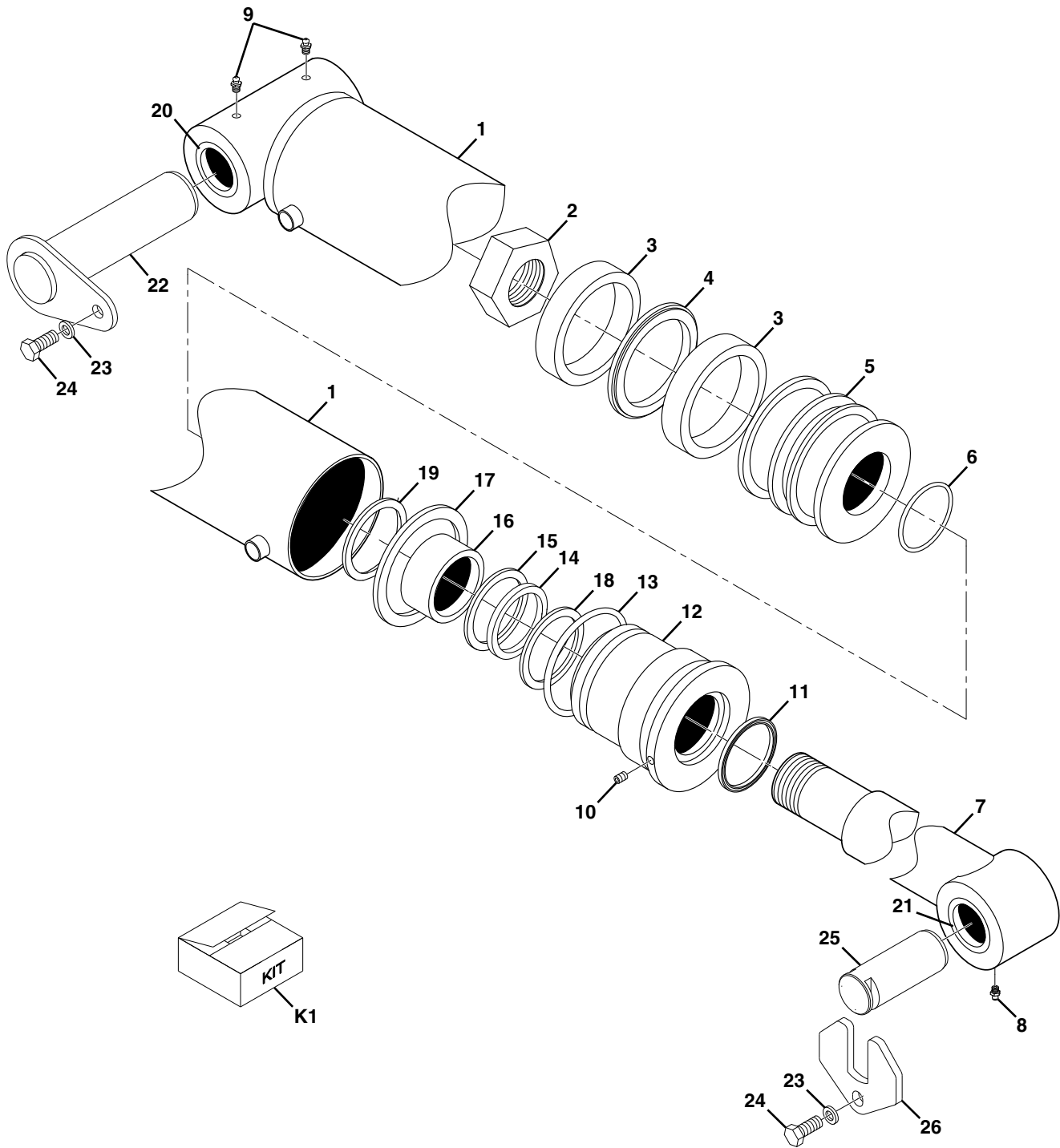


Figure 9-4 Compensating Cylinder

Item	Part Number	Qty.	Description	Rev.
	91403585	1	COMPENSATING CYLINDER, (includes all items except items 20 thru 26 & 29)	
1	91404204	1	CASE ASSY	
2	91034267	1	LOCKNUT, (torque to 1250-1300 lb-ft)	
3	Use Kit K1	2	WEAR RING	
4	Use Kit K1	1	PISTON SEAL	
5	91404153	1	PISTON	
6	Use Kit K1	1	O-RING	
7	91404205	1	SHAFT ASSY	
8	91144128	1	GREASE FITTING	
9	91404203	2	GREASE FITTING	
10	91124096	1	SET SCREW	
11	Use Kit K1	1	CANNED WIPER	
12	91404154	1	HEAD, (torque to 200 lb-ft)	
13	Use Kit K1	1	O-RING	
14	Use Kit K1	1	U-CUP SEAL	
15	Use Kit K1	1	STEP SEAL	
16	Use Kit K1	1	WEAR RING	
17	Use Kit K1	1	U-CUP	
18	Use Kit K1	1	O-RING	
19	Use Kit K1	1	RETAINING RING	
20	91403108	1	PIN	
21	91401189	1	KEEPER	
23	88551013	4	LOCKWASHER, 1/2	
24	88211105	2	SOCKET HD CAPSCREW, 1/2-13X1, GR8	
25	91403026	1	PIN	
26	88201065	2	HEX HD CAPSCREW, 1/2-13X1, GR5	
27	91404286	2	BUSHING, (manganese phosphate coating)	
28	91404287	1	BUSHING, (manganese phosphate coating)	
29	91401529	1	KEEPER	
K1	91404206	1	SEAL KIT, (includes items 3, 4, 6, 11 & 13 thru 19)	



Figure 9-4 Compensating Cylinder



PAP23690

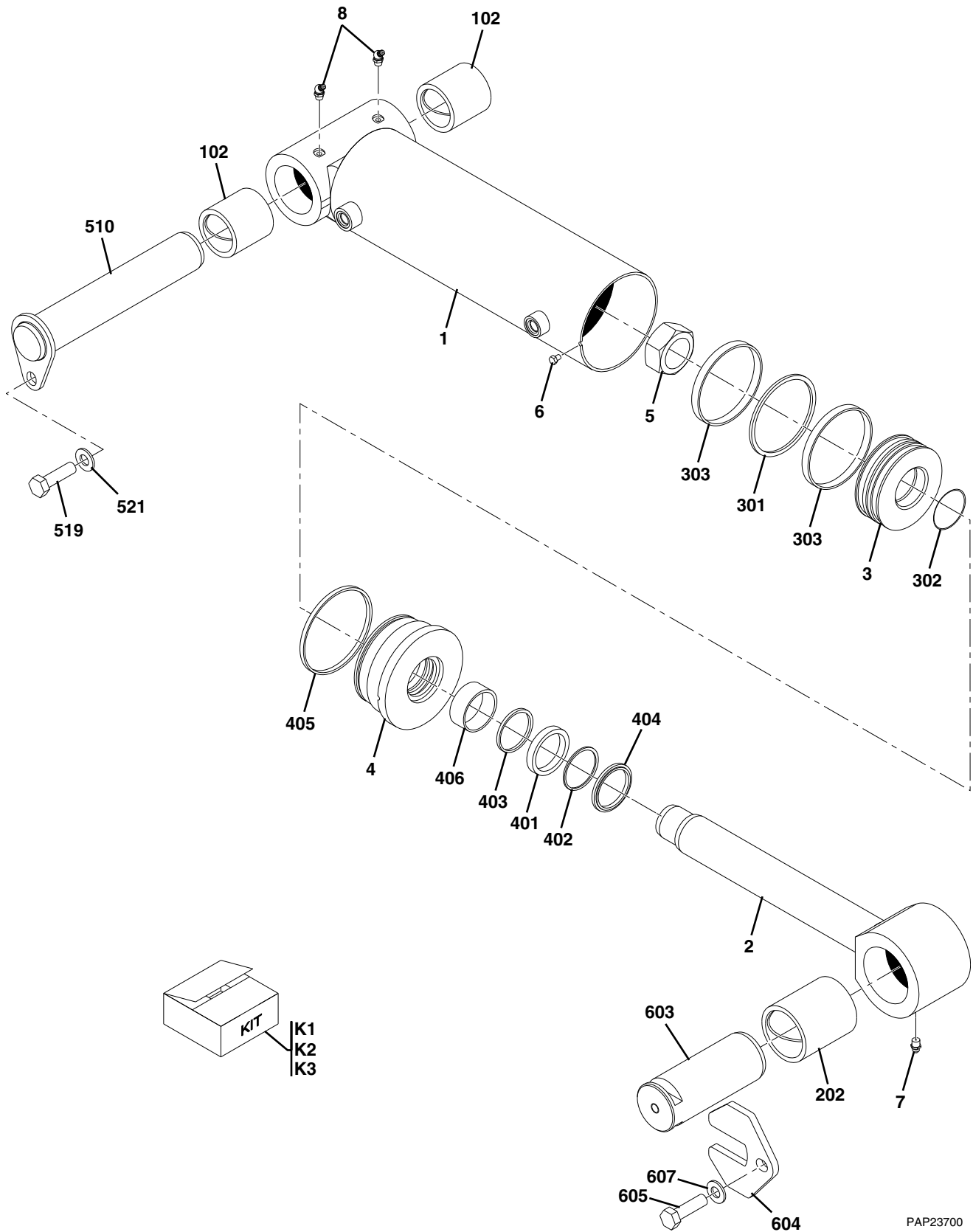


Figure 9-4 Compensating Cylinder

Item	Part Number	Qty.	Description	Rev.
	91403585	1	COMPENSATING CYLINDER, (includes items 1 thru 21)	C
1	91404204	1	CASE ASSY	
2	91034267	1	LOCKNUT, (torque to 1250-1300 lb-ft)	
3	Use Kit K1	2	WEAR RING	
4	Use Kit K1	1	PISTON SEAL	
5	91404153	1	PISTON	
6	Use Kit K1	1	O-RING	
7	91404205	1	SHAFT ASSY	
8	91144128	1	GREASE FITTING	
9	91404203	2	GREASE FITTING	
10	91124096	1	SET SCREW	
11	Use Kit K1	1	CANNED WIPER	
12	91404154	1	HEAD, (torque to 200 lb-ft)	
13	Use Kit K1	1	O-RING	
14	Use Kit K1	1	U-CUP SEAL	
15	Use Kit K1	1	STEP SEAL	
16	Use Kit K1	1	WEAR RING	
17	Use Kit K1	1	U-CUP	
18	Use Kit K1	1	O-RING	
19	Use Kit K1	1	RETAINING RING	
20	91404286	2	BUSHING, (manganese phosphate coating)	
21	91404287	1	BUSHING, (manganese phosphate coating)	
22	91473235	1	PIN	
23	4891800	2	HARD WASHER, 1/2	
24	0681810	2	HEX HD CAPSCREW, 1/2-13X1-1/4, GR8, (torque to 100-110 lb-ft)	
25	91513282	1	PIN	
26	91471240	1	KEEPER PLATE	
K1	91404206	1	SEAL KIT, (includes items 3, 4, 6, 11 & 13 thru 19)	



Figure 9-4 Compensating Cylinder



PAP23700



Figure 9-4 Compensating Cylinder

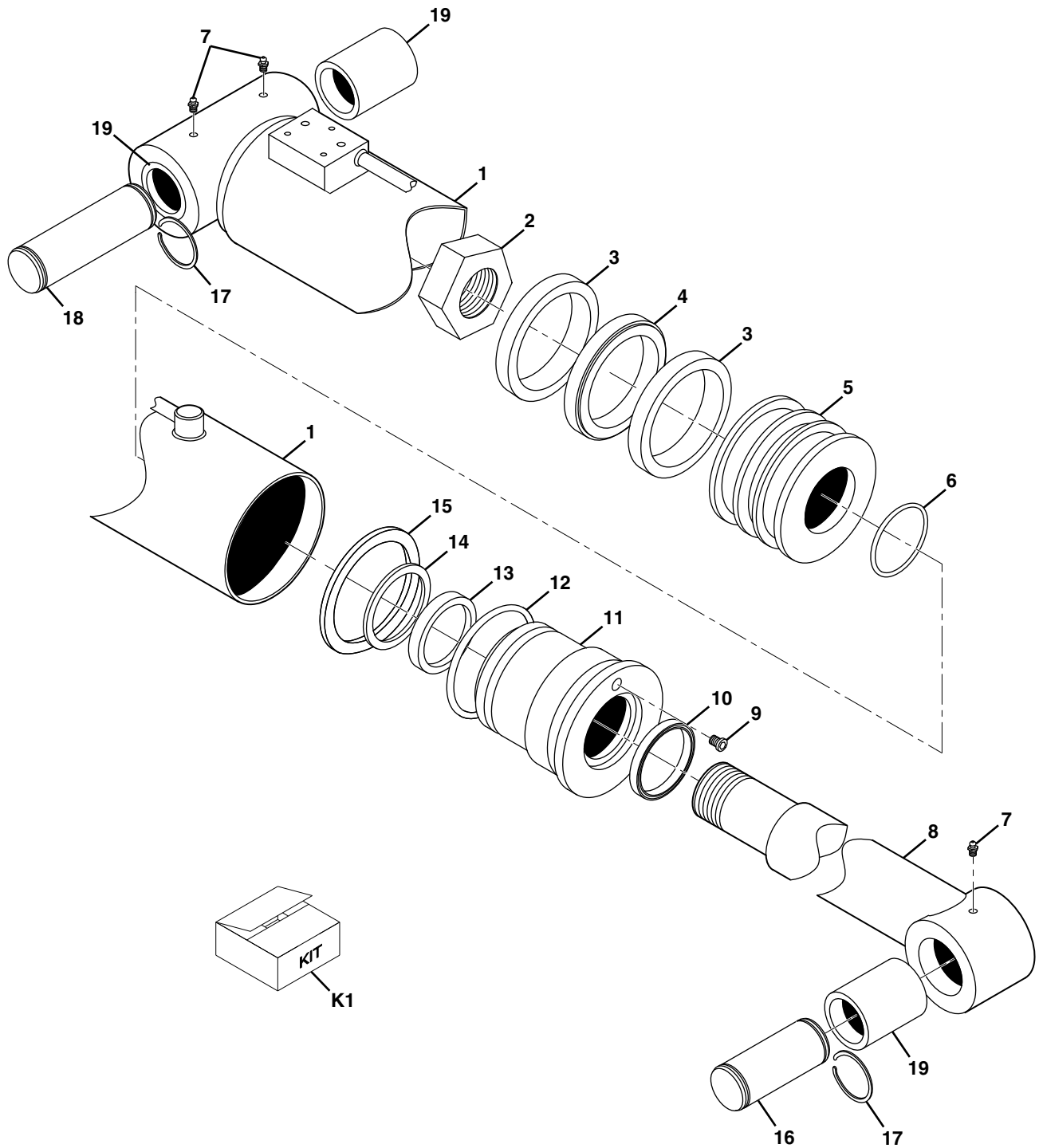
Item	Part Number	Qty.	Description	Rev.
	91413154	1	COMPENSATING CYLINDER, (includes items 1 thru 406)	B
1	7029866	1	BARREL ASSY, (includes item 102)	
2	7029869	1	ROD ASSY, (includes item 202)	
3	7029868	1	PISTON ASSY, (includes items 301 thru 303)	
4	7029870	1	ROD BEARING ASSY, (includes items 401 thru 406)	
5	91014066	1	NUT	
6	7029760	1	CAPSCREW	
7	91044080	1	GREASE FITTING	
8	70021913	2	GREASE FITTING	
102	7029871	2	BUSHING	
202	7029872	1	BUSHING	
301	Use Kit K1 or K3	1	PISTON SEAL	
302	Use Kit K1 or K3	1	O-RING	
303	Use Kit K1 or K3	2	WEAR RING	
401	Use Kit K2 or K3	1	ROD SEAL	
402	Use Kit K2 or K3	1	BACK-UP	
403	Use Kit K2 or K3	1	BUFFER	
404	Use Kit K2 or K3	1	WIPER	
405	Use Kit K2 or K3	1	SEAL	
406	Use Kit K2 or K3	1	WEAR RING	
510	91473234	1	CYLINDER PIN	
519	0681810	1	HEX HD CAPSCREW, 1/2-13X1-1/4, GR8	
521	4891800	1	HARD WASHER, 1/2	
603	91513282	1	CYLINDER PIN	
604	91471240	1	KEEPER PLATE	
605	0681810	1	HEX HD CAPSCREW, 1/2-13X1-1/4, GR8	
607	4891800	1	HARD WASHER, 1/2	
K1	7029873	1	PISTON SEAL KIT, (includes items 301 thru 303)	
K2	7029874	1	ROD BEARING SEAL KIT, (includes items 401 thru 406)	
K3	7029821	1	CYLINDER SEAL KIT, (includes items 301 thru 406)	



HYDRAULIC COMPONENTS

S/N 0189001 thru 0189345
& 0160000230 thru 0160033603

Figure 9-5 Sway Cylinder - Iowa



PAP23530

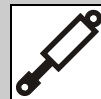


Figure 9-5 Sway Cylinder - Iowa

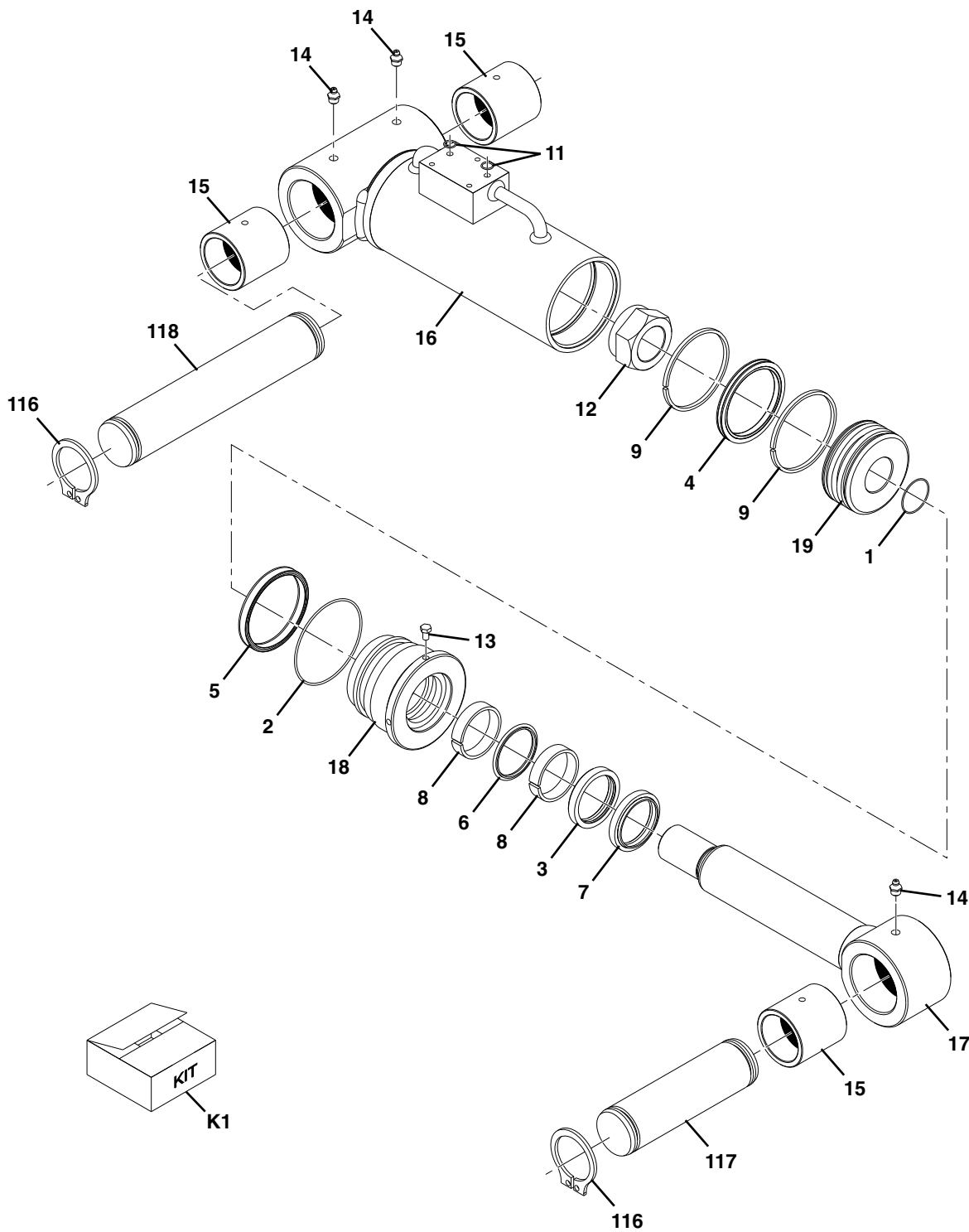
Item	Part Number	Qty.	Description	Rev.
	91403054	1	SWAY CYLINDER, (includes all items except 16, 17 & 18)	F
1	91404168	1	CASE ASSY	
2	91144038	1	LOCKNUT, (torque to 550-600 lb-ft)	
3	Use Kit K1	2	WEAR RING	
4	Use Kit K1	1	PISTON SEAL	
5	91404171	1	PISTON	
6	Use Kit K1	1	O-RING	
7	91144128	3	GREASE FITTING	
8	91404170	1	SHAFT ASSY	
9	91124096	1	SET SCREW, (torque to 11 lb-ft)	
10	Use Kit K1	1	CANNED WIPER	
11	91404169	1	HEAD, (torque to 100 lb-ft)	
12	91404176	1	O-RING	
13	Use Kit K1	1	U-CUP SEAL	
14	Use Kit K1	1	STEP SEAL	
15	Use Kit K1	1	BACK-UP RING	
16	91403225	1	SWAY PIN	
17	90028935	4	RETAINING RING	
18	91403226	1	SWAY CYLINDER PIN	
19	91404352	3	BUSHING	
K1	91404172	1	SEAL KIT, (includes items 3, 4, 6, 10 & 13 thru 15)	



HYDRAULIC COMPONENTS

S/N 0160033805 & After

Figure 9-5 Sway Cylinder - Texas Hydraulics



PAP23520



Figure 9-5 Sway Cylinder - Texas Hydraulics

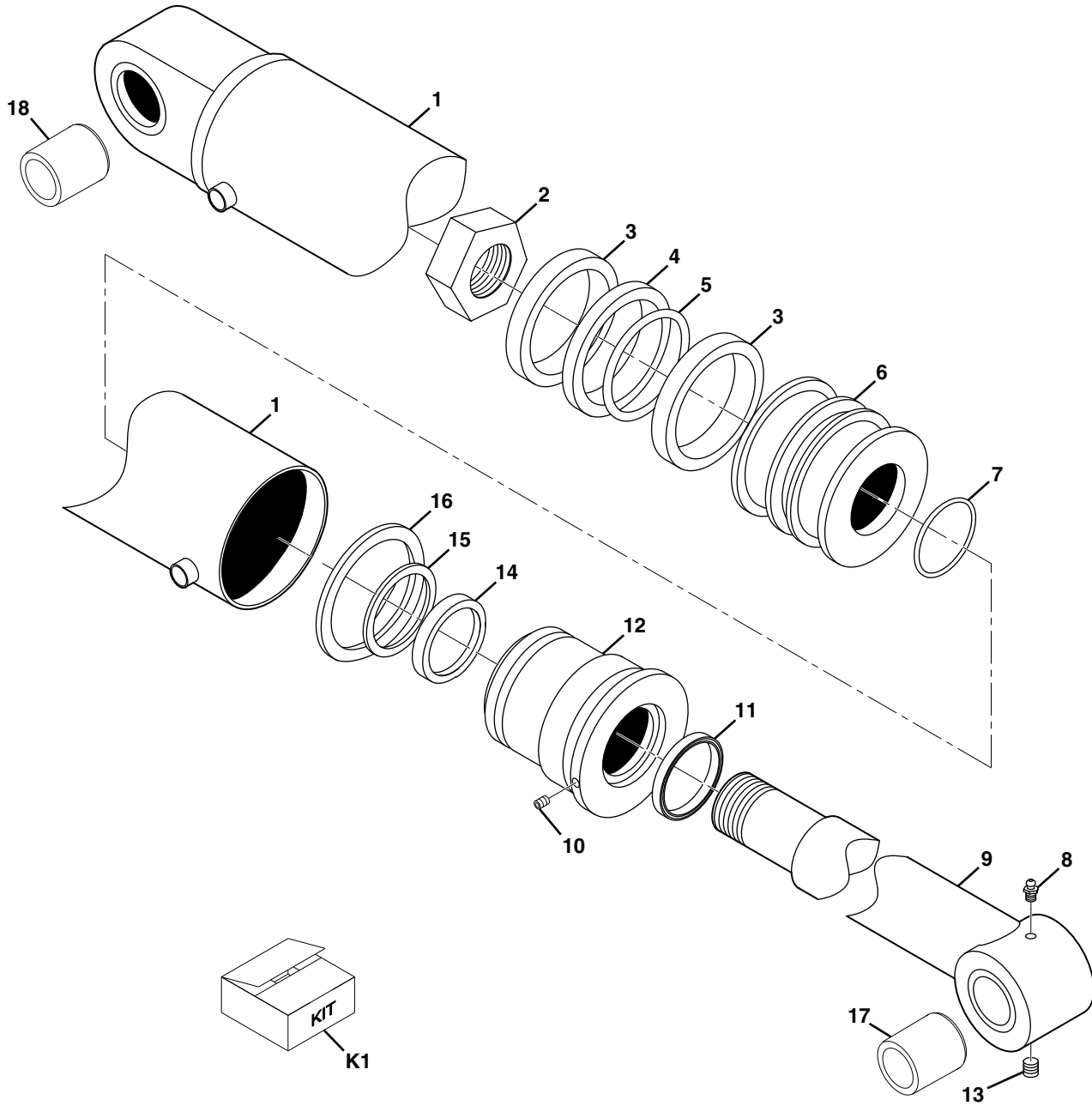
Item	Part Number	Qty.	Description	Rev.
	91413152	1	SWAY CYLINDER, (includes items 1 thru 19)	A
1	Use Kit K1	1	O-RING	
2	Use Kit K1	1	O-RING	
3	Use Kit K1	1	SEAL	
4	Use Kit K1	1	SEAL	
5	Use Kit K1	1	SEAL	
6	Use Kit K1	1	SEAL	
7	Use Kit K1	1	WIPER	
8	Use Kit K1	2	WEAR RING	
9	Use Kit K1	2	WEAR RING	
11	7023500	2	O-RING	
12	7003226	1	LOCKNUT	
13	70021630	1	SELF-TAPPING SCREW	
14	7003242	3	LUBE FITTING	
15	70021634	3	BUSHING	
16	70021744	1	TUBE ASSY	
17	70021743	1	ROD ASSY	
18	70021742	1	HEAD	
19	70021635	1	PISTON	
116	90028935	4	RETAINING RING	
117	91403225	1	SWAY PIN	
118	91403226	1	CYLINDER PIN	
K1	70021633	1	SEAL KIT, (includes items 1 thru 9)	



HYDRAULIC COMPONENTS

S/N 0189001 thru 0189345
& 0160000230 thru 0160033603

Figure 9-6 Steering Cylinder - Iowa



PAP23420

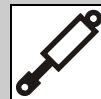


Figure 9-6 Steering Cylinder - Iowa

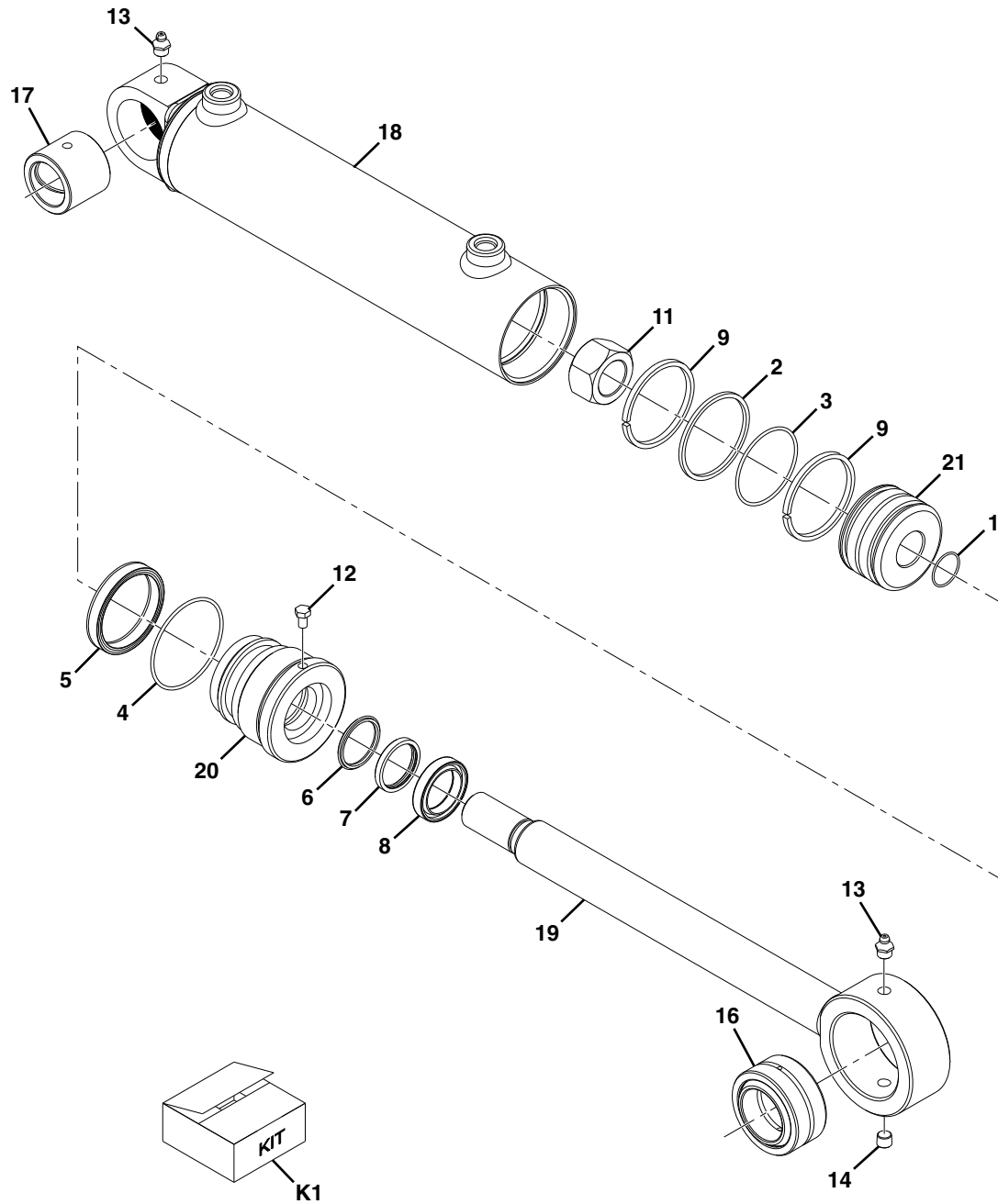
Item	Part Number	Qty.	Description	Rev.
	91403629	1	STEERING CYLINDER, (includes all items)	B
1	91404193	1	CASE ASSY	
2	91204460	1	LOCKNUT, (torque to 350-370 lb-ft)	
3	Use Kit K1	2	WEAR RING	
4	Use Kit K1	1	SEAL TEFLON	
5	Use Kit K1	1	O-RING	
6	91124089	1	PISTON	
7	Use Kit K1	1	O-RING	
8	91144128	1	GREASE FITTING	
9	91404194	1	SHAFT ASSY	
10	91124096	1	SETSCREW	
11	Use Kit K1	1	CANNED WIPER	
12	91404195	1	HEAD	
13	91404202	1	HEX PLUG	
14	Use Kit K1	1	U-CUP SEAL	
15	Use Kit K1	1	BUFFER SEAL	
16	Use Kit K1	1	BACK-UP RING	
17	91144042	1	BUSHING	
18	70020429	1	BRONZE BUSHING	
K1	91404196	1	SEAL KIT, (includes items 3, 4, 5, 7, 11 & 14 thru 16)	



HYDRAULIC COMPONENTS

S/N 0160033805 & After

Figure 9-6 Steering Cylinder - Texas Hydraulics



PAP23430



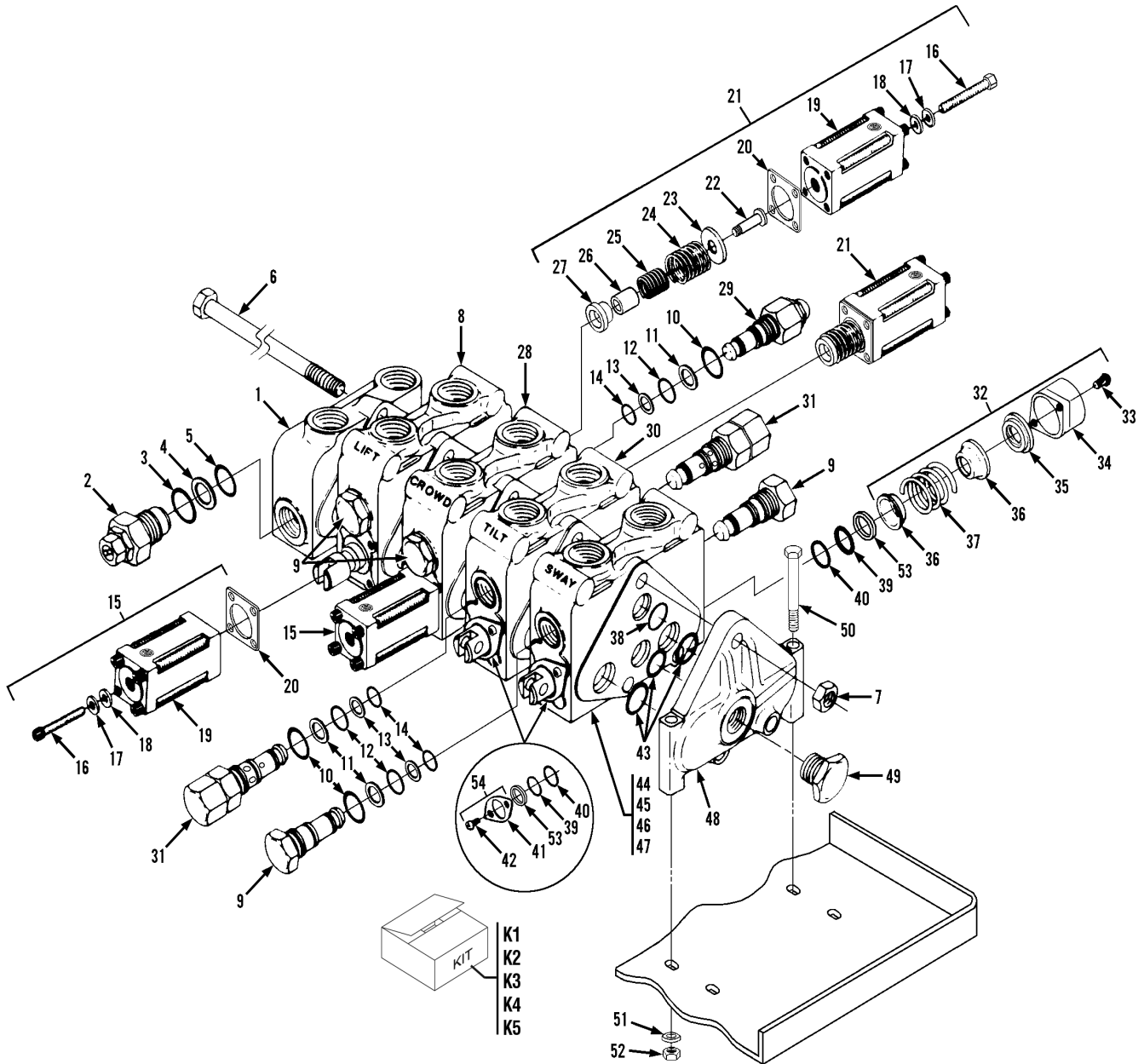
Figure 9-6 Steering Cylinder - Texas Hydraulics

Item	Part Number	Qty.	Description	Rev.
	91413153	1	STEERING CYLINDER, (includes all items)	A
1	Use Kit K1	1	O-RING	
2	Use Kit K1	1	SEAL	
3	Use Kit K1	1	O-RING	
4	Use Kit K1	1	O-RING	
5	Use Kit K1	1	SEAL	
6	Use Kit K1	1	SEAL	
7	Use Kit K1	1	SEAL	
8	Use Kit K1	1	WIPER	
9	Use Kit K1	2	WEAR RING	
11	7017367	1	LOCKNUT	
12	70021630	1	SELF-TAPPING SCREW	
13	7003242	2	LUBE FITTING	
14	83304146	1	PIPE PLUG	
16	70021750	1	SPHERICAL BEARING	
17	70021749	1	BUSHING	
18	70021748	1	TUBE ASSY	
19	70021747	1	ROD ASSY	
20	70021746	1	HEAD	
21	70021745	1	PISTON	
K1	70021751	1	SEAL KIT, (includes items 1 thru 9)	



HYDRAULIC COMPONENTS

Figure 9-7 Main Control Valve



HYDRAULIC COMPONENTS



Figure 9-7 Main Control Valve

Item	Part Number	Qty.	Description	Rev.
	91403541	1	MAIN HYDRAULIC CONTROL VALVE, (includes all items except 50 thru 52)	I
1	91084008	1	INLET COVER ASSY, (includes item 2)	
2	91084009	1	MAIN RELIEF, (includes items 3, 4 & 5)	
3	Use Kit K3	1	O-RING	
4	Use Kit K3	1	BACK-UP RING	
5	Use Kit K3	1	O-RING	
6	Use Kit K1	3	HEX HD CAPSCREW	
7	Use Kit K1	3	HEX NUT	
8	91404182	1	VALVE SECTION ASSY, (Hoist), (includes one each of items 15, 21 & two of item 9)	
9	91404183	5	LOAD CHECK PLUG, (includes items 10 thru 14)	
10	Use Kit K4	2	O-RING	
11	Use Kit K4	1	BACK-UP RING	
12	Use Kit K4	1	O-RING	
13	Use Kit K4	1	O-RING	
14	Use Kit K4	2	BACK-UP RING	
15	91404184	2	HYDRAULIC REMOTE POSITIONER, (includes items 16 thru 20)	
16	NSS	4	SCREW	
17	NSS	4	LOCKWASHER	
18	NSS	4	BEARING PLATE	
19	NSS	1	BONNET	
20	NSS	1	SEAL	
21	91404185	2	HYDRAULIC REMOTE POSITIONER, (includes items 16 thru 20 & 22 thru 27)	
22	NSS	1	SPOOL POSITIONER	
23	NSS	1	WASHER	
24	NSS	1	SPRING, (large)	
25	NSS	1	SPRING, (small)	
26	NSS	1	STOP SLEEVE	
27	NSS	1	STOP COLLAR	
28	91404186	1	VALVE SECTION ASSY, (Crowd), (includes one each of items 9, 15, 21 & 29)	
29	91404187	1	RELIEF CARTRIDGE, (includes items 10 thru 14)	
30	91404188	1	VALVE SECTION ASSY, (Tilt), (includes one each of items 32, 54 & two each of items 31, 39, 40 & 53)	
31	91404189	2	RELIEF CARTRIDGE, (includes items 10 thru 14)	
32	91404190	2	SPOOL POSITIONER ASSY, (includes items 33 thru 37)	
33	NSS	2	SCREW	
34	NSS	1	BONNET	
35	NSS	1	SPOOL SPUD	
36	NSS	2	SPRING COLLAR	
37	NSS	1	SPRING	
38	Use Kit K2	1	O-RING	
39	Use Kit K5	4	BACK-UP WASHER	
40	Use Kit K5	4	O-RING	
41	NSS	1	RETAINER PLATE	
42	NSS	2	SCREW	
43	Use Kit K2	3	O-RING	
44	91404191	1	VALVE SECTION ASSY, (Sway), (includes one each of items 32, 54 & two each of items 9, 39, 40 & 53)	



HYDRAULIC COMPONENTS

Figure 9-7 Main Control Valve (Continued)

Item	Part Number	Qty.	Description	Rev.
45	91404192	2	PORT RESTRICTER ASSY, (includes items 46 & 47)	
46	NSS	1	ORIFICE PLATE	
47	NSS	1	CONICAL SPRING	
48	91084278	1	OUTLET COVER ASSY, (includes item 49)	
49	91084279	1	PLUG	
50	88201028	3	HEX HD CAPSCREW, 5/16-18X3, GR5	
51	88561003	3	FLAT WASHER, 5/16	
52	88521305	3	HEX LOCKNUT, 5/16-18	
53	91404214	4	SEAL RETAINER	
54	91404180	2	SEAL RETAINER KIT, (includes items 41 & 42)	
K1	91404177	1	STUD KIT, (includes items 6 & 7)	
K2	91404178	5	VALVE SECTION SEAL KIT, (includes items 38 & 43)	
K3	91404179	1	MAIN RELIEF SEAL KIT, (includes items 3 thru 5)	
K4	70020717	8	PLUG SEAL KIT, (includes items 10 thru 14)	
K5	91404181	4	SPOOL SEAL KIT, (includes one each of items 39 & 40)	



Figure 9-7 Main Control Valve (Continued)

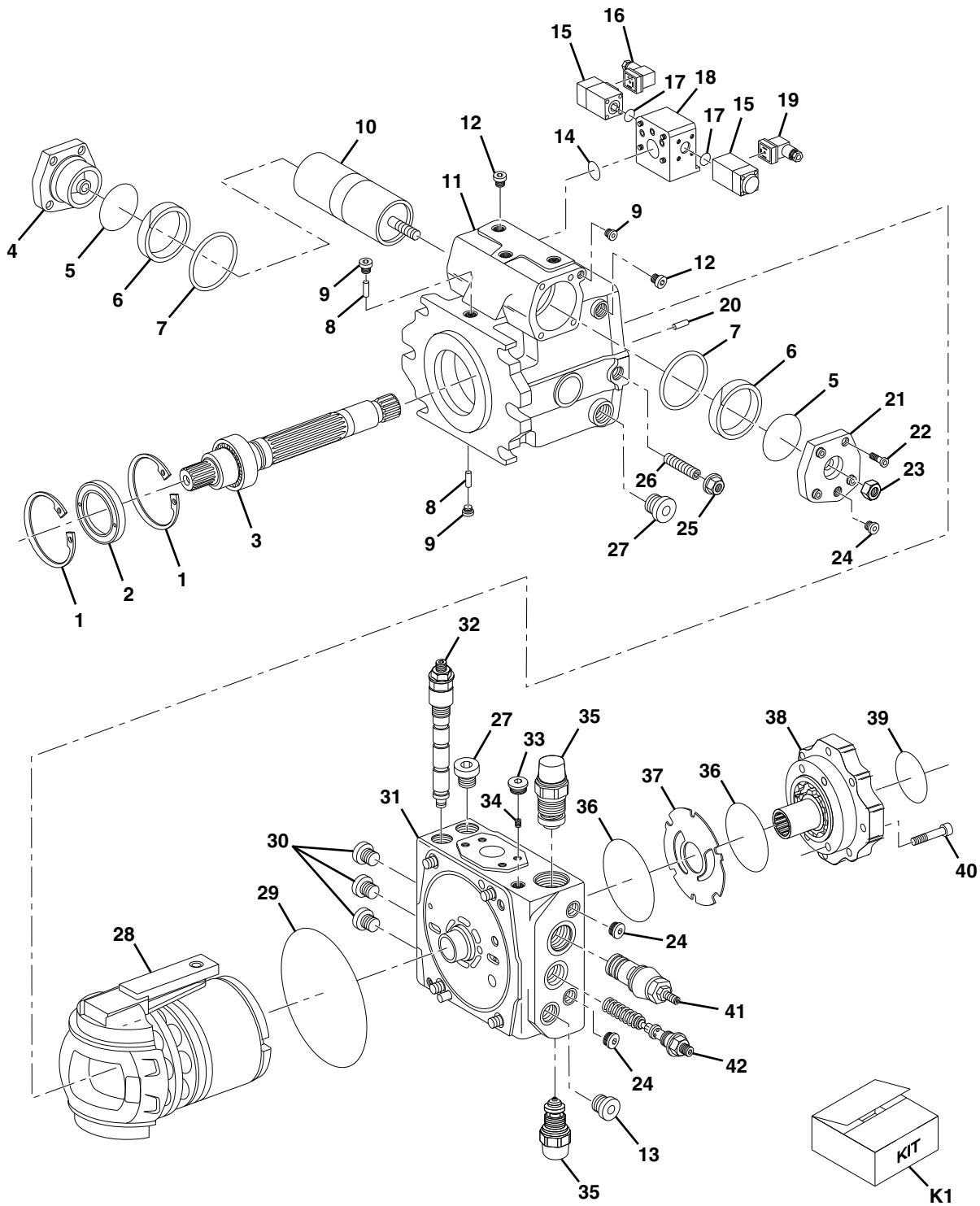
Item	Part Number	Qty.	Description	Rev.



HYDRAULIC COMPONENTS

S/N 0189001 thru 0189332

Figure 9-8 Hydrostatic Transmission



NOTE:

IF HYDROSTATIC TRANSMISSION'S DA CONTROL ASSY, (ITEM 18),
CONTAINS ROUND SOLENOIDS, (ITEM 15), SEE NEXT FIGURE FOR DETAILS.

PAP23830



Figure 9-8 Hydrostatic Transmission

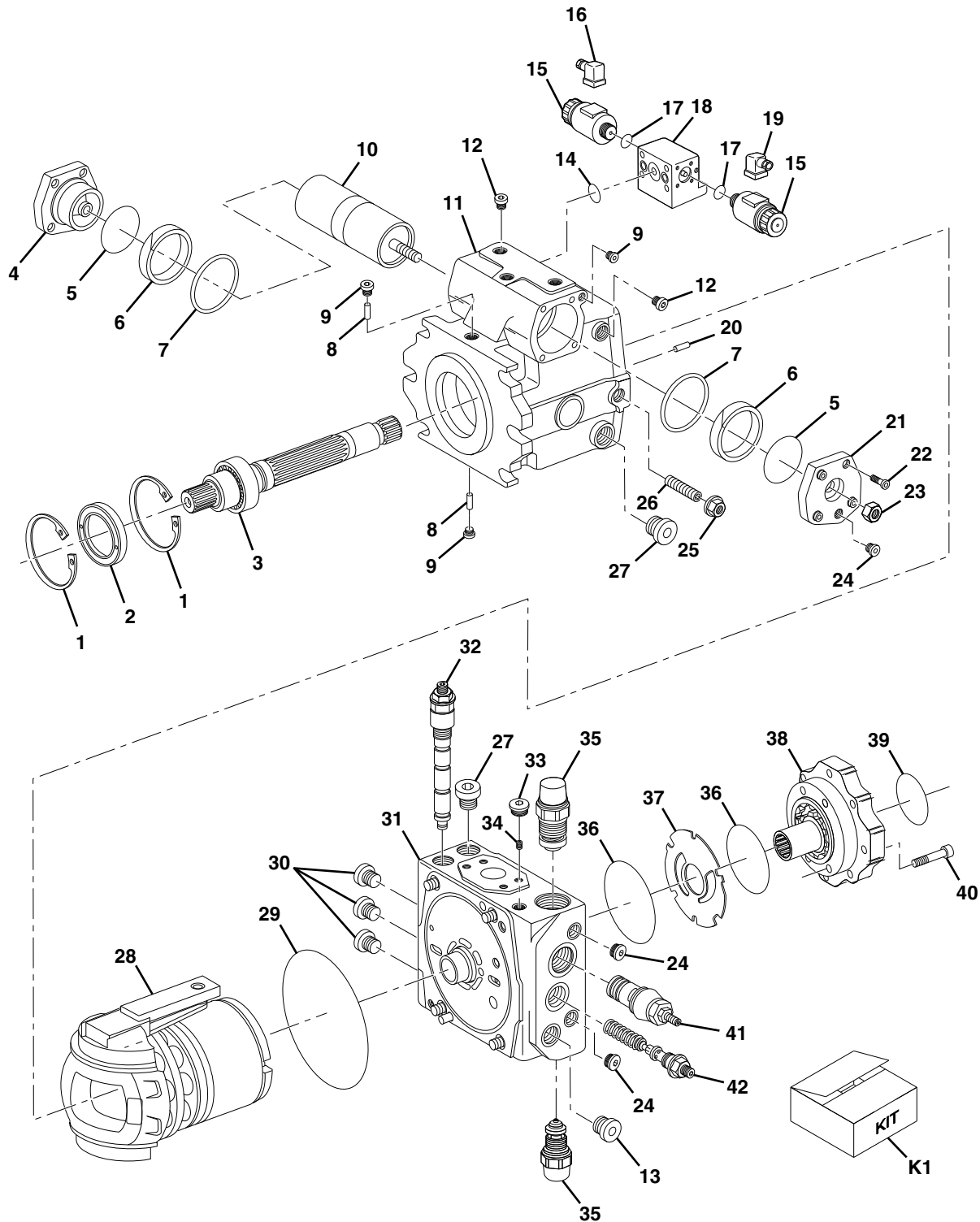
Item	Part Number	Qty.	Description	Rev.
	91403451	Ref	HYDROSTATIC TRANSMISSION, (includes all items)	C
1	Use Kit K1	2	RETAINING RING	
2	Use Kit K1	1	SHAFT SEAL	
3	91404018	1	DRIVE SHAFT	
4	91404019	1	COVER	
5	Use Kit K1	2	O-RING	
6	91404020	2	SPACER	
7	Use Kit K1	2	BACK-UP RING	
8	91404021	2	PIN	
9	Use Kit K1	4	PLUG, M10X1	
10	91404022	1	STROKING PISTON ASSY	
11	91404023	1	HOUSING	
12	Use Kit K1	2	PLUG, 9/16-18	
13	Use Kit K1	1	PLUG, 3/4-16	
14	Use Kit K1	1	O-RING	
15	91084316	2	CONTROL SOLENOID	
16	91404025	1	PLUG BOX	
17	Use Kit K1	2	O-RING	
18	91084324	1	DA CONTROL ASSY, (includes items 14, 15, 16, 17 & 19)	
19	91404026	1	PLUG BOX	
20	91404027	2	DOWEL	
21	91404028	1	COVER	
22	91404029	8	SOCKET HD SCREW, M8X20	
23	91404030	1	HEX NUT	
24	Use Kit K1	3	PLUG, 7/16-20	
25	Use Kit K1	1	SEAL NUT, M12X1-1/2	
26	91404031	1	ECCENTRIC SCREW	
27	Use Kit K1	2	PLUG, 1-1/16-12	
28	91404032	1	ROTARY GROUP ASSY	
29	Use Kit K1	1	O-RING	
30	Use Kit K1	3	PLUG, M22X1-1/2	
31	91404033	1	PORT BLOCK WITH VALVES, (includes items 29, 32, 33 & 35)	
32	91404034	1	P.O.R. ASSY	
33	Use Kit K1	1	PLUG, M12X1-1/2	
34	91404035	1	ORIFICE, M10	
35	70022729	2	HIGH PRESSURE RELIEF VALVE	
36	Use Kit K1	2	O-RING	
37	Use Kit K1	1	WEAR PLATE	
38	91404036	1	CHARGE PUMP, (includes items 36, 37, 39 & 40)	
39	Use Kit K1	1	O-RING	
40	91404037	4	CAPSCREW, M12X40	
41	91144099	1	CONTROL CARTRIDGE	
42	91144098	1	CHARGE PRESSURE RELIEF VALVE	
K1	91364143	AR	SEAL KIT, (includes items 1, 2, 5, 7, 9, 12, 13, 14, 17, 24, 25, 27, 29, 30, 33, 36, 37, 39, 41 & additional items not illustrated)	



HYDRAULIC COMPONENTS

S/N 0189333 thru 0189345 &
0160000230 thru 0160001775

Figure 9-8 Hydrostatic Transmission



NOTE:

IF HYDROSTATIC TRANSMISSION'S DA CONTROL ASSY, (ITEM 18),
CONTAINS SQUARE SOLENOIDS, (ITEM 15), SEE NEXT FIGURE FOR DETAILS.

PAP23840

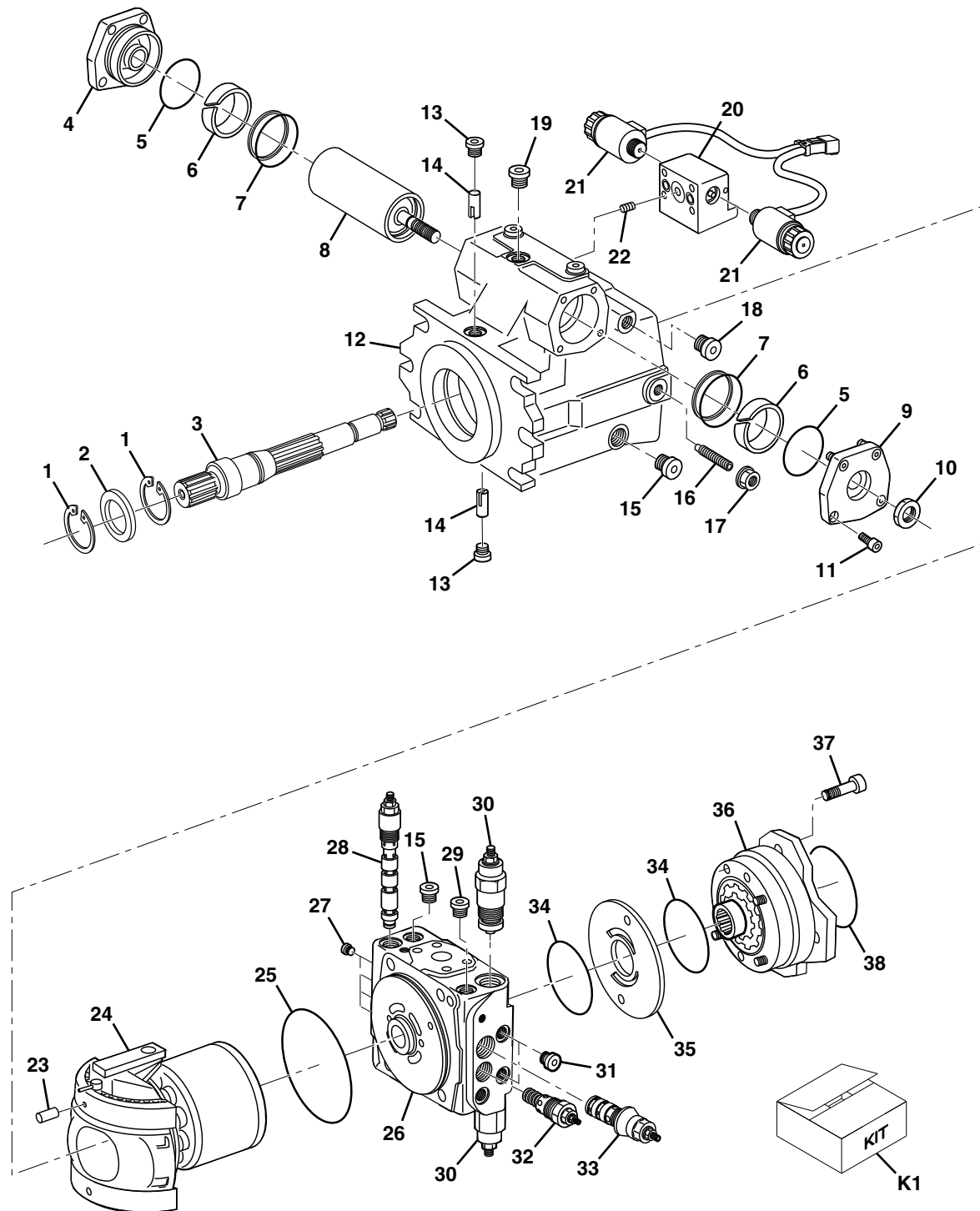


Figure 9-8 Hydrostatic Transmission

Item	Part Number	Qty.	Description	Rev.
	91413055	Ref	HYDROSTATIC TRANSMISSION, (includes all items)	A
1	Use Kit K1	2	RETAINING RING	
2	Use Kit K1	1	SHAFT SEAL	
3	91404018	1	DRIVE SHAFT	
4	91404019	1	COVER	
5	Use Kit K1	2	O-RING	
6	91404020	2	SPACER	
7	Use Kit K1	2	BACK-UP RING	
8	91404021	2	PIN	
9	Use Kit K1	4	PLUG, M10X1	
10	91404022	1	STROKING PISTON ASSY	
11	91404023	1	HOUSING	
12	Use Kit K1	2	PLUG, 9/16-18	
13	Use Kit K1	1	PLUG, 3/4-16	
14	Use Kit K1	1	O-RING	
15	91414042	2	CONTROL SOLENOID	
16	91414044	1	PLUG BOX	
17	Use Kit K1	2	O-RING	
18	91414041	1	DA CONTROL ASSY, (includes items 14, 15, 16, 17 & 19)	
19	91414043	1	PLUG BOX	
20	91404027	2	DOWEL	
21	91404028	1	COVER	
22	91404029	8	SOCKET HD SCREW, M8X20	
23	91404030	1	HEX NUT	
24	Use Kit K1	3	PLUG, 7/16-20	
25	Use Kit K1	1	SEAL NUT, M12X1-1/2	
26	91404031	1	ECCENTRIC SCREW	
27	Use Kit K1	2	PLUG, 1-1/16-12	
28	91404032	1	ROTARY GROUP ASSY	
29	Use Kit K1	1	O-RING	
30	Use Kit K1	3	PLUG, M22X1-1/2	
31	91404033	1	PORT BLOCK WITH VALVES, (includes items 29, 32, 33 & 35)	
32	91404034	1	P.O.R. ASSY	
33	Use Kit K1	1	PLUG, M12X1-1/2	
34	91404035	1	ORIFICE, M10	
35	70022729	2	HIGH PRESSURE RELIEF VALVE	
36	Use Kit K1	2	O-RING	
37	Use Kit K1	1	WEAR PLATE	
38	91404036	1	CHARGE PUMP, (includes items 36, 37, 39 & 40)	
39	Use Kit K1	1	O-RING	
40	91404037	4	CAPSCREW, M12X40	
41	91084033	1	CONTROL CARTRIDGE	
42	91144098	1	CHARGE PRESSURE RELIEF VALVE	
K1	91364143	AR	SEAL KIT, (includes items 1, 2, 5, 7, 9, 12, 13, 14, 17, 24, 25, 27, 29, 30, 33, 36, 37, 39, 41 & additional items not illustrated)	



Figure 9-8 Hydrostatic Transmission



PAP23270



Figure 9-8 Hydrostatic Transmission

Item	Part Number	Qty.	Description	Rev.
	91413118	1	HYDROSTATIC TRANSMISSION PUMP, (includes all items)	C
1	Use Kit K1	2	RETAINING RING	
2	Use Kit K1	1	SHAFT SEAL RING	
3	91404018	1	DRIVE SHAFT	
4	91404019	1	COVER	
5	Use Kit K1	2	O-RING	
6	91404020	2	GUIDE RING	
7	Use Kit K1	2	TURCON-GLYD RING & O-RING	
8	91364144	1	STROKING PISTON ASSY	
9	91404028	1	COVER	
10	91404030	1	HEX NUT	
11	91404029	8	SOCKET HD SCREW, M8X20	
12	91404023	1	HOUSING	
13	Use Kit K1	2	PLUG	
14	91404021	2	JOINT PIN	
15	Use Kit K1	2	PLUG	
16	91404031	1	ECCENTRIC SCREW	
17	Use Kit K1	1	SEAL LOCKNUT, M12X1	
18	Use Kit K1	1	LOCKING SCREW	
19	Use Kit K1	4	LOCKING SCREW	
20	91364145	1	4/3-WAY DIRECTIONAL VALVE, (includes item 21)	
21	91364146	1	SOLENOID PAIR	
22	Use Kit K1	1	THROTTLE SCREW	
23	91404027	2	CLAMPING PIN	
24	91404032	1	ROTARY GROUP, (includes items 1, 2 & 3)	
25	Use Kit K1	1	O-RING	
26	91404033	1	PORT BLOCK WITH VALVES, (includes items 25 & 27 thru 32)	
27	Use Kit K1	4	LOCKING SCREW	
28	91404034	1	P.O.R. VALVE	
29	Use Kit K1	1	LOCKING SCREW	
30	70022729	2	RELIEF VALVE	
31	Use Kit K1	2	LOCKING SCREW	
32	91144098	1	PRESSURE RELIEF VALVE	
33	91144099	1	CONTROL CARTRIDGE	
34	Use Kit K1	2	O-RING	
35	Use Kit K1	1	WEAR PLATE	
36	91404036	1	CHARGE PUMP, (includes items 34, 35, 37 & 38)	
37	91403037	4	CAPSCREW, M12X40	
38	Use Kit K1	1	O-RING	
K1	91364143	AR	SEAL KIT, (includes items 1, 2, 5, 7, 13, 15, 17, 18, 19, 22, 23, 25, 27, 29, 31, 34, 35, 38 & additional items not illustrated)	



HYDRAULIC COMPONENTS

Figure 9-9 Implement Pump

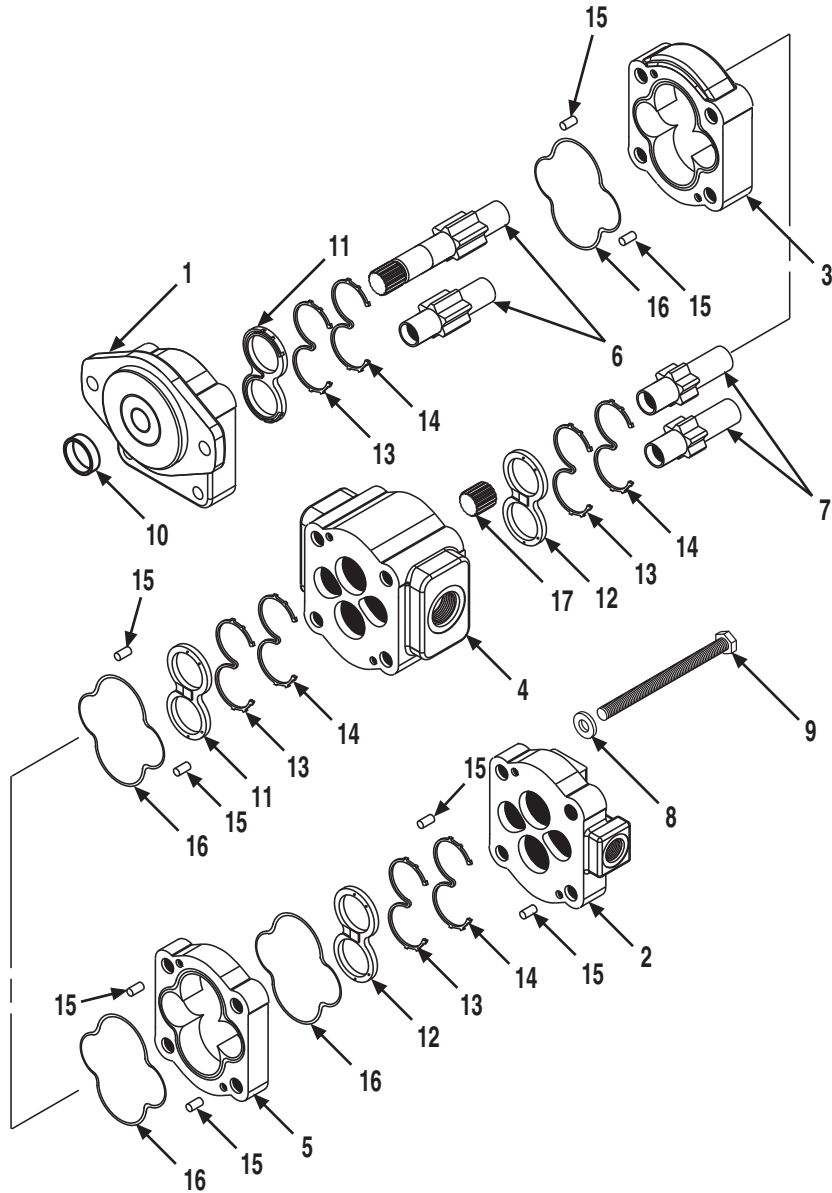




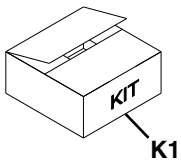
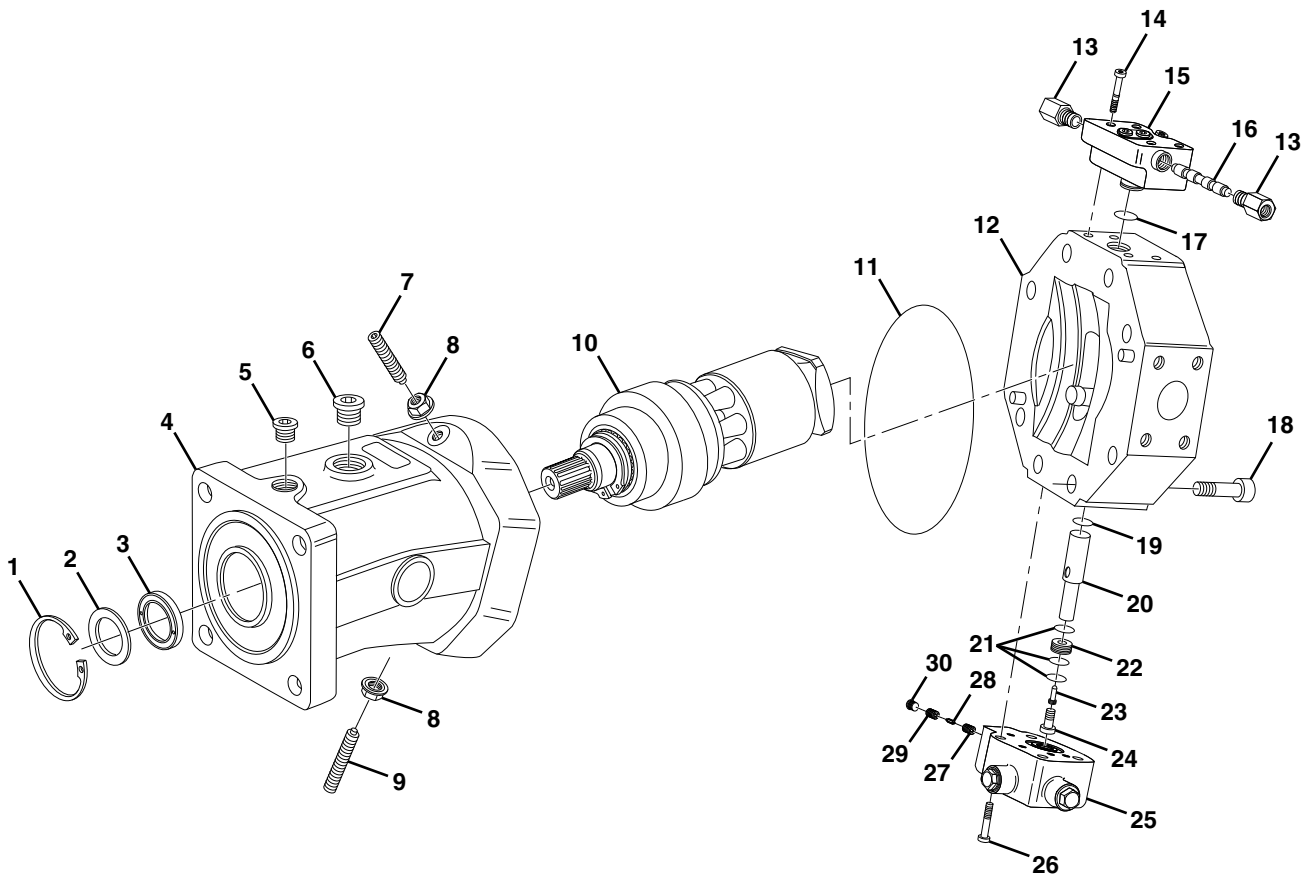
Figure 9-9 Implement Pump

Item	Part Number	Qty.	Description	Rev.
	91413007	1	IMPLEMENT PUMP, (includes all items)	A
1	91414030	1	SHAFT END COVER	
2	91414031	1	PORT END COVER	
3	91474179	1	GEAR HOUSING	
4	91414032	1	BEARING CARRIER	
5	91414033	1	GEAR HOUSING	
6	91414034	1	GEAR SHAFT & GEAR SET	
7	91414035	1	GEAR SET	
8	77134044	4	WASHER	
9	91414036	4	HEX HD CAPSCREW, 5/8-11X8, GR8	
10	77134026	1	DOUBLE LIP SEAL	
11	91414037	2	THRUST PLATE	
12	83674096	2	THRUST PLATE	
13	91474182	4	CHANNEL SEAL	
14	91474184	4	GASKET SEALS	
15	83671037	8	DOWEL PIN	
16	91414038	4	BACK-UP SEAL	
17	91414039	1	CONNECTING SHAFT	



HYDRAULIC COMPONENTS

Figure 9-10 Front Drive Motor



NOTE:

ILLUSTRATION IS INVERTED FROM MACHINE APPLICATION.

PAP23850



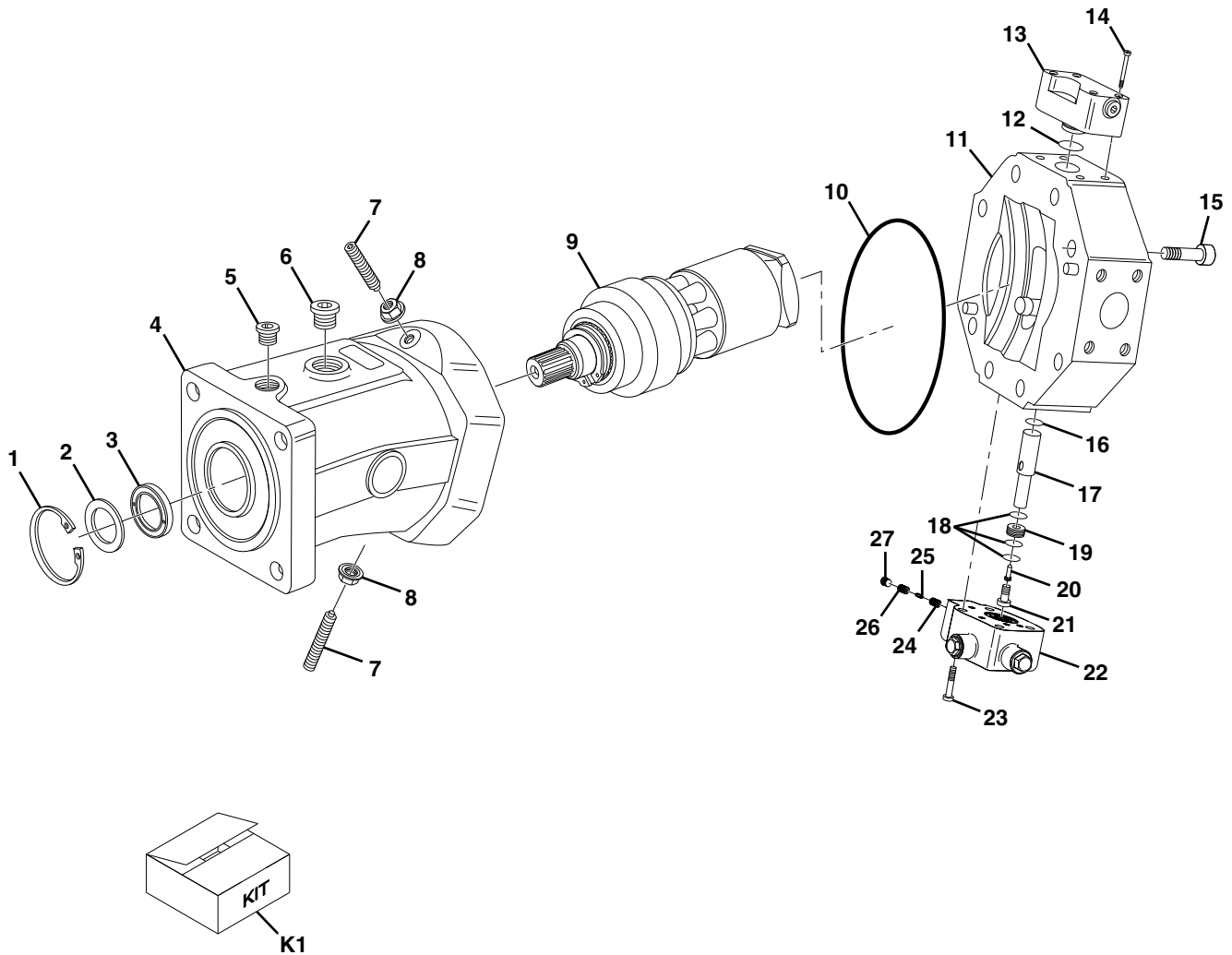
Figure 9-10 Front Drive Motor

Item	Part Number	Qty.	Description	Rev.
	91403449	Ref	FRONT DRIVE MOTOR, (includes all items)	C
1	91404040	1	SNAP RING	
2	Use Kit K1	1	SHIM	
3	Use Kit K1	1	SHAFT SEAL	
4	91404041	1	HOUSING	
5	Use Kit K1	1	PLUG, 7/8-14	
6	Use Kit K1	1	PLUG, 11/16-12	
7	91404042	1	STOP SCREW	
8	Use Kit K1	2	SEAL NUT, M12	
9	91404043	1	STOP SCREW	
10	91404044	1	ROTARY GROUP	
11	Use Kit K1	1	O-RING	
12	91404045	1	CONTROL ASSY, (includes items 15, 18 & 20 thru 25)	
13	91144248	2	FITTING	
14	91404046	4	CAPSCREW, M8X50	
15	91094033	1	DA1 CONTROL, (includes items 13, 14, 16 & 17)	
16	91404047	1	SLIDER	
17	Use Kit K1	1	O-RING	
18	91404048	8	CAPSCREW, M16X45	
19	Use Kit K1	1	O-RING	
20	91404049	1	STROKING PISTON	
21	Use Kit K1	3	SQUARE RING	
22	91404050	1	PISTON	
23	91404051	1	THREADED PIN	
24	91404052	1	CAPSCREW, M14X1-1/2	
25	91404053	1	FLUSHING VALVE, (includes items 19 & 26 thru 30)	
26	91404054	4	CAPSCREW, M12X50	
27	91404055	1	ORIFICE SEAT, (inner)	
28	91404056	1	SHUTTLE ORIFICE	
29	91404057	1	ORIFICE SEAT, (outer)	
30	Use Kit K1	1	PLUG, M14X1	
K1	7028820	1	SEAL KIT, (includes items 2, 3, 5, 6, 8, 11, 17, 19, 21, 30 & additional items not illustrated)	



HYDRAULIC COMPONENTS

Figure 9-11 Rear Drive Motors



NOTE:

PAY CLOSE ATTENTION WHEN ORDERING REAR DRIVE MOTORS. THE MOTORS ARE NOT INTERCHANGABLE & MUST BE USED ON THE SIDE DESIGNATED BY THIS FIGURE.

PAP23410

HYDRAULIC COMPONENTS



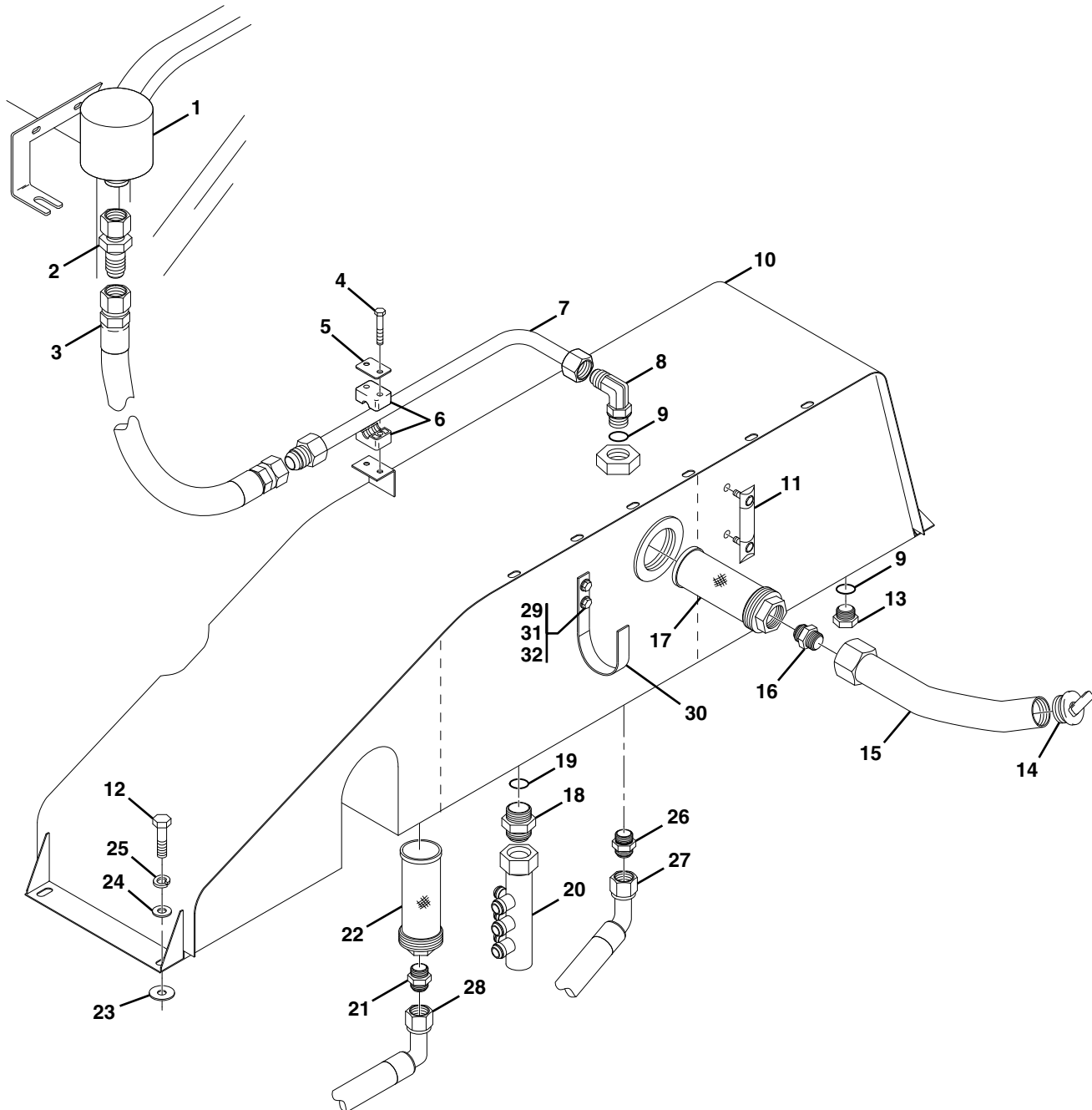
Figure 9-11 Rear Drive Motors

Item	Part Number	Qty.	Description	Rev.
	91403450	Ref	RH REAR DRIVE MOTOR, (includes all items)	D
	91403456	Ref	LH REAR DRIVE MOTOR, (includes all items)	C
1	91404070	1	SNAP RING	
2	Use Kit K1	1	SHIM	
3	Use Kit K1	1	SHAFT SEAL	
4	91404071	1	HOUSING	
5	Use Kit K1	1	PLUG, 7/8-14	
6	Use Kit K1	1	PLUG, 11/16-12	
7	91404072	2	STOP SCREW	
8	Use Kit K1	2	SEAL NUT, M10	
9	91404073	1	ROTARY GROUP	
10	Use Kit K1	1	O-RING	
11	91404074	1	CONTROL ASSY, (includes items 13, 15 & 17 thru 22)	
12	Use Kit K1	1	O-RING	
13	91404075	1	HZ1 CONTROL, (includes items 12 & 14)	
14	91404076	4	CAPSCREW, M6X40	
15	91404077	8	CAPSCREW, M10X60	
16	Use Kit K1	1	O-RING	
17	91404078	1	STROKING PISTON	
18	Use Kit K1	3	SQUARE RING	
19	91404079	1	PISTON	
20	91404080	1	THREADED PIN	
21	91404081	1	CAPSCREW, M10X25	
22	7029893	1	FLUSHING VALVE, (includes items 16 & 23 thru 27)	
23	91404082	4	CAPSCREW, M12X50	
24	91404055	1	ORIFICE SEAT, (inner)	
25	91404083	1	SHUTTLE ORIFICE	
26	91404057	1	ORIFICE SEAT, (outer)	
27	Use Kit K1	1	PLUG, M14X1-1/2	
K1	91144414	AR	SEAL KIT, (includes items 2, 3, 5, 6, 8, 10, 12, 16, 18, 27 & additional items not illustrated)	



HYDRAULIC COMPONENTS

Figure 9-12 Hydraulic Tank Assembly



PAP23240

HYDRAULIC COMPONENTS



Figure 9-12 Hydraulic Tank Assembly

Item	Part Number	Qty.	Description	Rev.
	91405034	Ref	HYDRAULIC TANK ASSY, (includes all items except 1, 2, 3, 12, 23, 24 & 25)	Q
1	1340021	1	BREATHER	
2	91163100	1	BULKHEAD	
3	84719610	1	HOSE ASSY	
4	88201007	2	HEX HD CAPSCREW, 1/4-20X1-1/2	
5	77133052	1	COVER PLATE	
6	77133053	1	CLAMP SET	
7	91403502	1	TUBE ASSY	
8	2220578	1	ADAPTER, 90 DEGREE, (includes item 9)	
9	88591207	2	O-RING	
10	91403161	1	HYDRAULIC TANK	
11	91083070	1	FLUID LEVEL GAUGE, (includes mounting hardware)	
12	83201160	3	HEX HD CAPSCREW, 1/2-13X1-1/2, GR8	
13	88662177	1	HEX HD PLUG, (Before S/N 0160002301) , (includes item 9)	
14	91403579	1	OIL FILLER CAP	
15	91403565	1	FILL TUBE	
16	2220690	1	ADAPTER	
17	91403575	1	TANK FILTER	
18	2220765	1	ADAPTER, (includes item 19)	
19	88591211	1	O-RING	
20	91403253	1	RETURN MANIFOLD	
21	91083200	1	ADAPTER	
22	91083301	1	TANK FILTER	
23	91403611	3	RUBBER WASHER	
24	90027471	3	HARDENED WASHER, 1/2	
25	88551013	3	LOCKWASHER, 1/2	
26	2220733	1	ADAPTER	
27		Ref	HOSE ASSY, (see Figure 8-2 for details)	
28		Ref	HOSE ASSY, (see Figure 8-1 for details)	
29	91411069	1	SUPPORT	
30	90206198	63 in	TRIM-LOCK	
31	88551011	2	LOCKWASHER, 3/8	
32	88501006	2	HEX NUT, 3/8-16	



HYDRAULIC COMPONENTS

Figure 9-13 Oil Filter Assembly

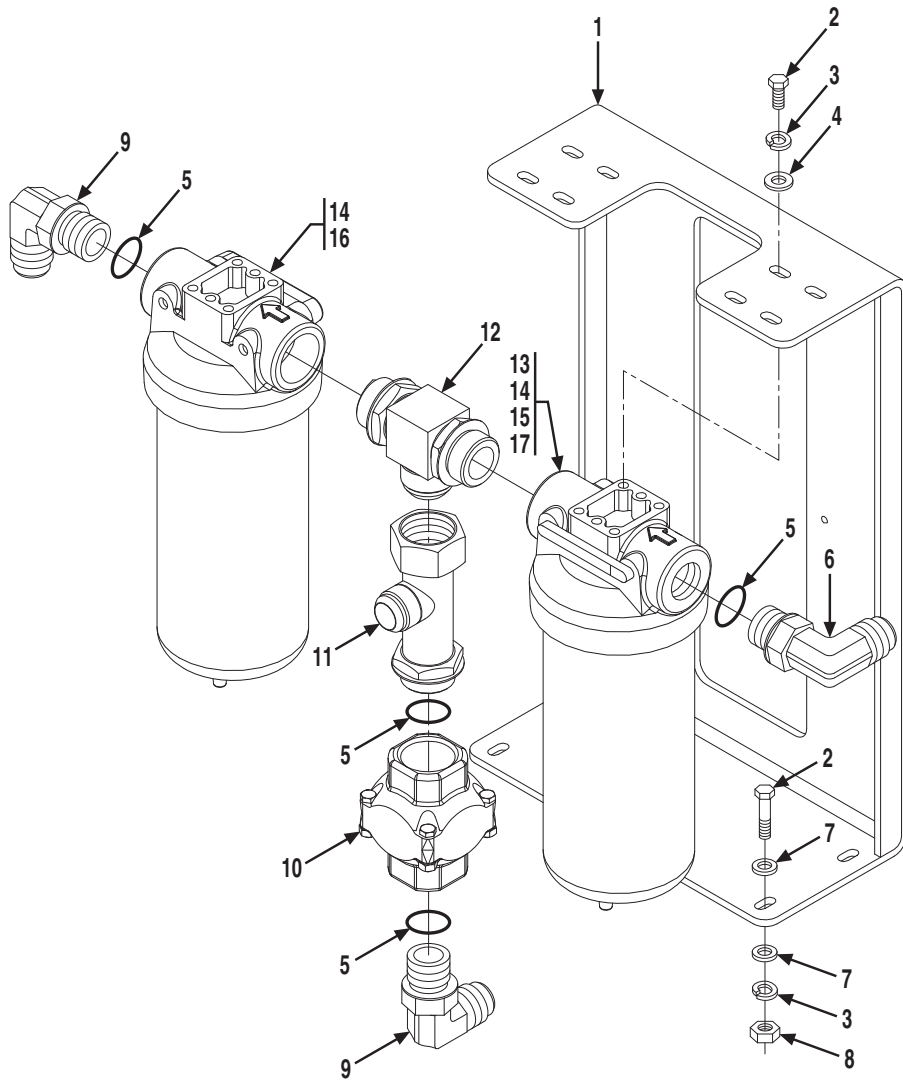




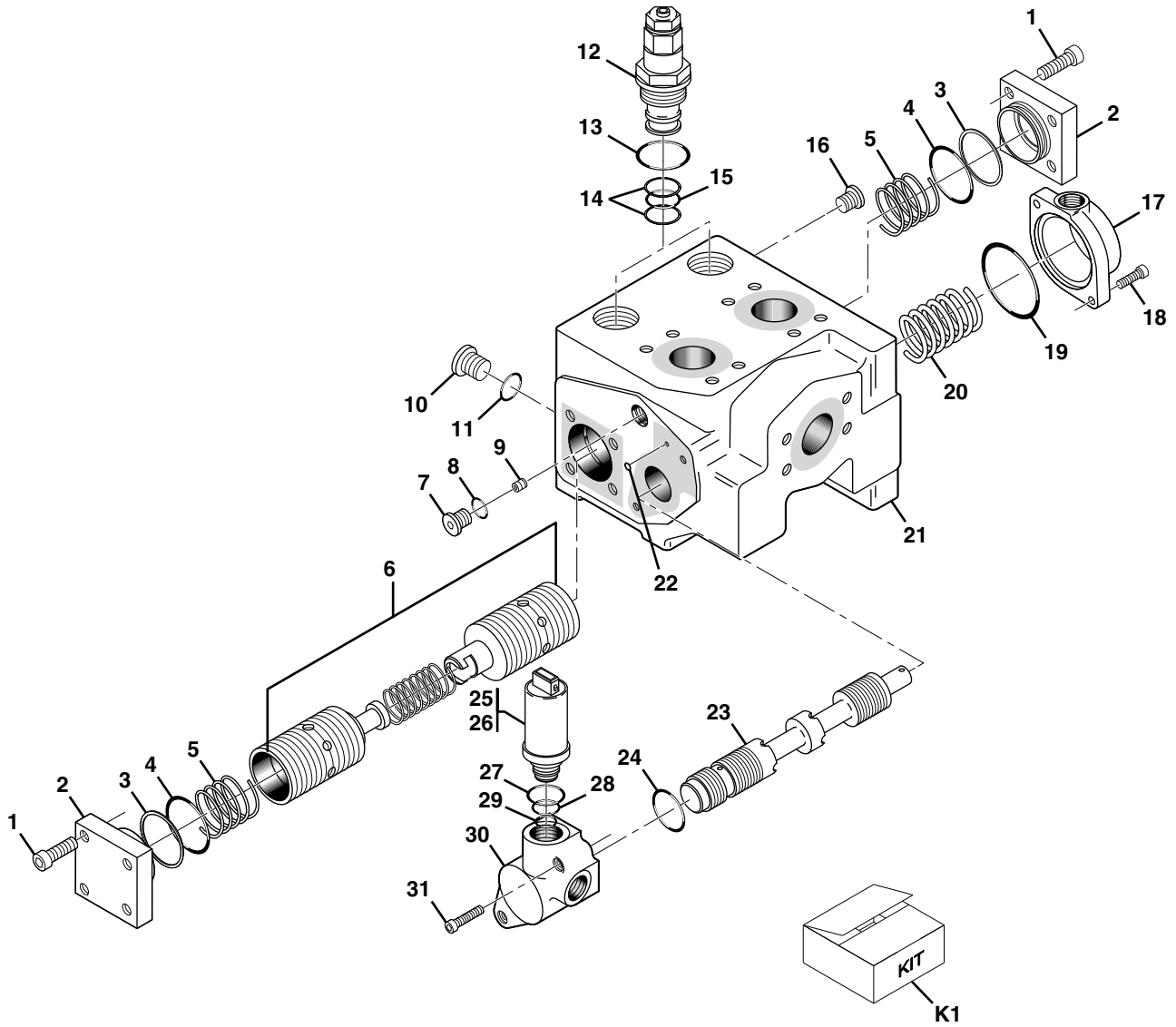
Figure 9-13 Oil Filter Assembly

Item	Part Number	Qty.	Description	Rev.
	91405091	1	OIL FILTER ASSY, (includes all items)	C
1	91406134	1	FILTER SUPPORT WELDMENT	
2	88201020	12	HEX HD CAPSCREW, 5/16-18X1, GR5	
3	88551010	12	LOCKWASHER, 5/16	
4	88561108	8	FLAT WASHER, 5/16	
5	88591210	4	O-RING	
6	2220464	1	ELBOW, 90 DEGREE, (includes item 5)	
7	90027469	8	HARDENED WASHER, 5/16	
8	88501005	4	HEX NUT, 5/16-18	
9	88662070	2	ADAPTER, 90 DEGREE, (includes item 5)	
10	91403264	1	CHECK VALVE	
11	91403554	1	FILTER TUBE	
12	91403553	1	ADAPTER	
13	91403158	1	RETURN FILTER, (includes items 14, 15 & 17)	
14	1001093626	2	FILTER ELEMENT	
15	91404084	1	BAR GAUGE	
16	91403504	1	SUCTION FILTER, (includes item 14)	
17	7029833	1	SEAL RING, (between element & housing)	



HYDRAULIC COMPONENTS

Figure 9-14 Traction Lock Valve



PAP23280



Figure 9-14 Traction Lock Valve

Item	Part Number	Qty.	Description	Rev.
	91403589	1	TRACTION LOCK VALVE, (includes all items)	E
1	91404058	8	HEX HD CAPSCREW, M10X30	
2	91404059	2	COVER	
3	Use Kit K1	2	BACK-UP RING	
4	Use Kit K1	2	O-RING	
5	91404060	2	SPRING	
6		1	SPOOL, (not sold separately, order 91403589)	
7	91404061	1	PLUG, (includes item 8)	
8	Use Kit K1	1	O-RING	
9	91404062	1	ORIFICE	
10	91404063	2	PLUG, (includes item 11)	
11	Use Kit K1	2	O-RING	
12	91084297	2	RELIEF VALVE CARTRIDGE, (includes items 13, 14 & 15)	
13	Use Kit K1	2	O-RING	
14	Use Kit K1	4	BACK-UP RING	
15	Use Kit K1	2	O-RING	
16	Use Kit K1	1	PLUG	
17	91404064	1	COVER	
18	91404065	2	HEX HD CAPSCREW, M6X16	
19	Use Kit K1	1	O-RING	
20	91404066	1	SPRING	
21		1	VALVE BODY, (not sold separately, order 91403589)	
22	Use Kit K1	1	O-RING	
23		1	SPOOL, (not sold separately, order 91403589)	
24	Use Kit K1	1	O-RING	
25	91084302	1	SOLENOID VALVE, (include items 27, 28 & 29)	
26	91144015	1	CONNECTOR	
27	Use Kit K1	1	O-RING	
28	Use Kit K1	1	O-RING	
29	Use Kit K1	1	O-RING	
30	91084301	1	COVER	
31	91404067	2	HEX HD CAPSCREW, M6X30	
K1	91084284	1	SEAL KIT, (includes items 3, 4, 8, 11, 13 thru 16, 19, 22, 24 & 27 thru 29)	



HYDRAULIC COMPONENTS

Figure 9-15 Inching Valve

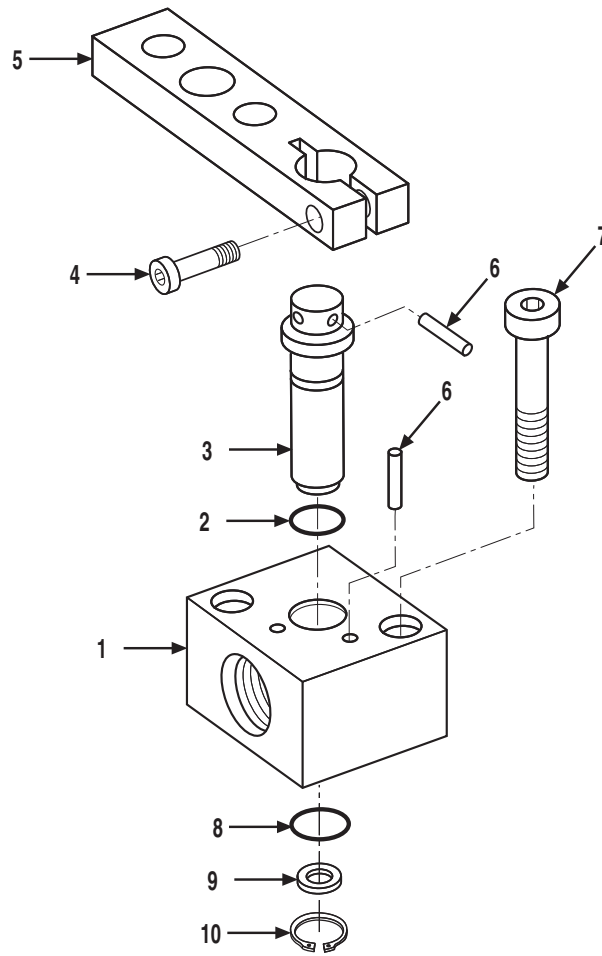


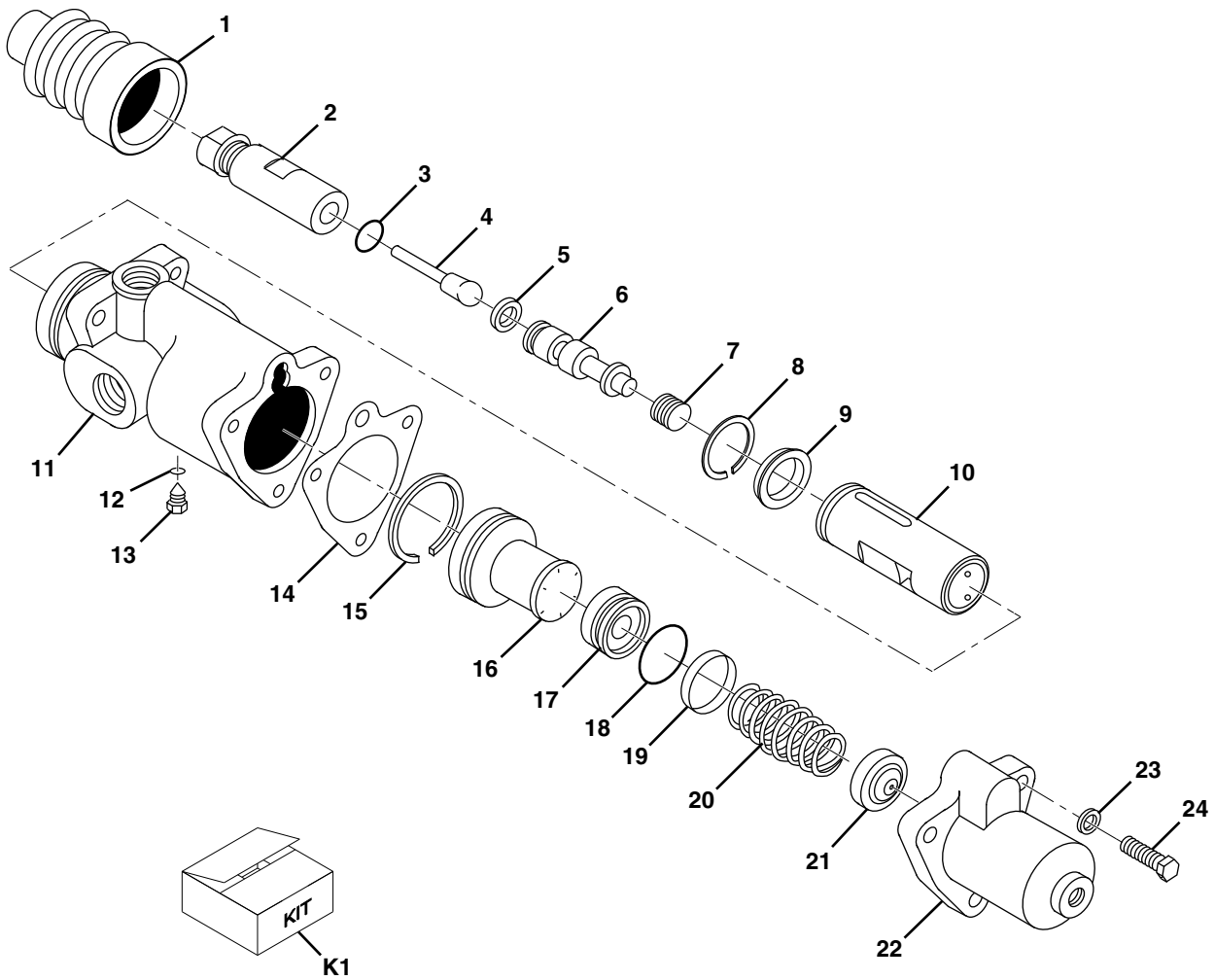


Figure 9-15 Inching Valve

Item	Part Number	Qty.	Description	Rev.
	91143372	1	INCHING VALVE, (Before S/N 0160003213) , (includes all items)	B
	91413141	1	INCHING VALVE, (S/N 0160003213 & After) , (includes all items except 1, 2 & 5)	C
1	91144460	1	INCHING DEVICE, (includes all items except one of item 6)	
2	70022051	1	O-RING	
3	91144462	1	SHAFT	
4	91144463	1	CAPSCREW, M5X20	
5	91144464	1	LEVER	
6	91144465	3	PIN	
7	91144466	2	CAPSCREW, M8X30	
8	80934671	1	O-RING	
9	91144461	1	SHIM	
10	91144467	1	SNAP RING	



Figure 9-16 Brake Valve



PAP23200

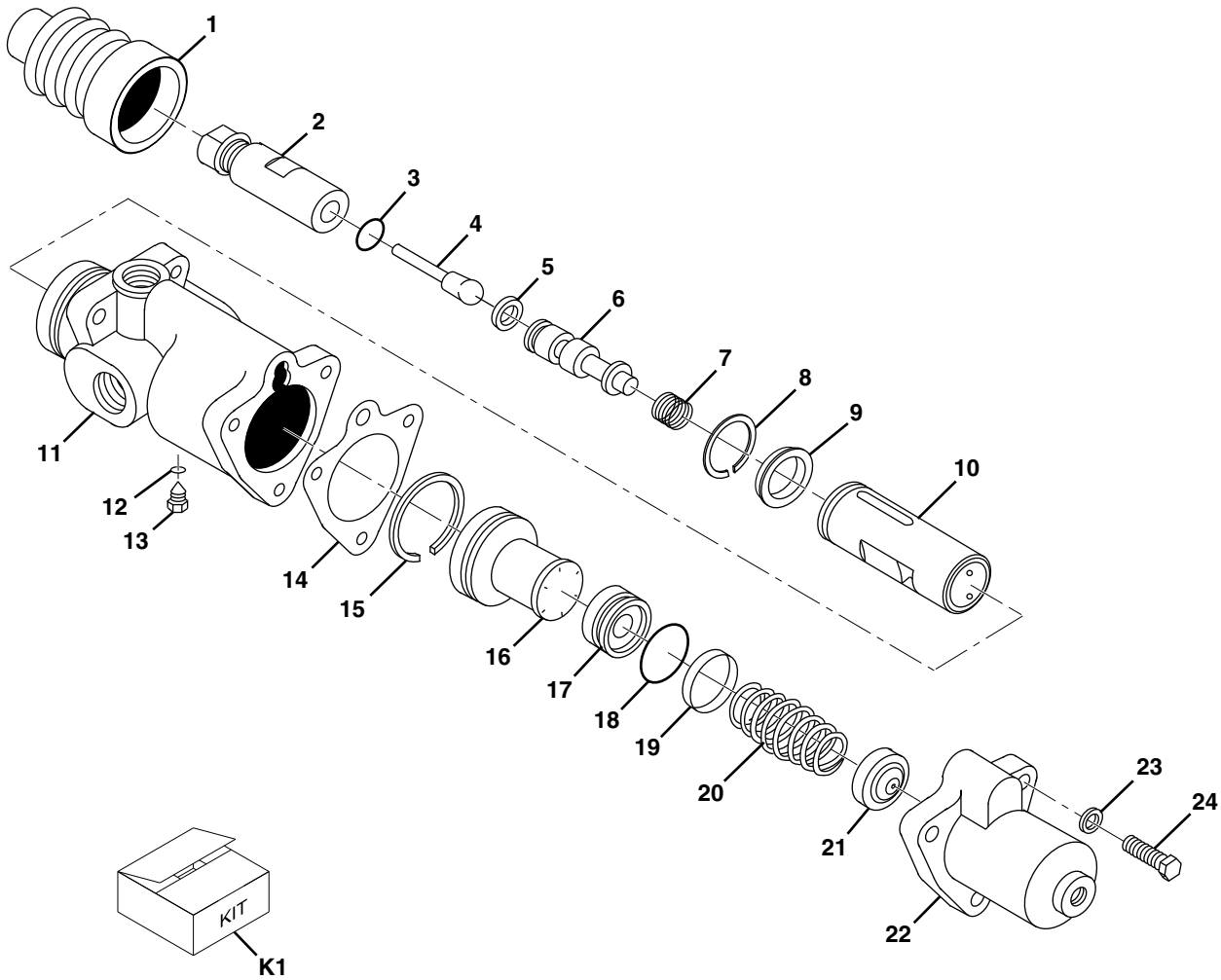


Figure 9-16 Brake Valve

Item	Part Number	Qty.	Description	Rev.
	91413010	1	POWER BRAKE VALVE, (includes all items)	A
1	91084042	1	BOOT	
2	NSS	1	PRESSURE REGULATING SPRING ASSY	
3	NSS	1	RETAINING RING	
4	NSS	1	PUSH ROD	
5	Use Kit K1	1	CUP	
6	NSS	1	SPOOL	
7	NSS	1	SPRING	
8	NSS	1	RETAINING RING	
9	Use Kit K1	1	CUP	
10	NSS	1	SLEEVE	
11	NSS	1	HOUSING	
12	Use Kit K1	1	O-RING	
13	NSS	1	CAPSCREW	
14	Use Kit K1	1	GASKET	
15	Use Kit K1	1	PISTON RING	
16	NSS	1	PISTON	
17	Use Kit K1	1	PISTON & POPPET ASSY	
18	Use Kit K1	1	O-RING	
19	Use Kit K1	1	RING SEAL	
20	NSS	1	SPRING	
21	Use Kit K1	1	RESIDUAL VALVE	
22	NSS	1	END CAP	
23	NSS	3	LOCKWASHER	
24	NSS	3	HEX HD CAPSCREW	
K1	91084043	1	REPAIR KIT, (includes items 1, 5, 9, 12, 14, 15, 17, 18, 19 & 21)	



Figure 9-16 Brake Valve



PAP20040

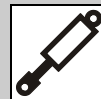


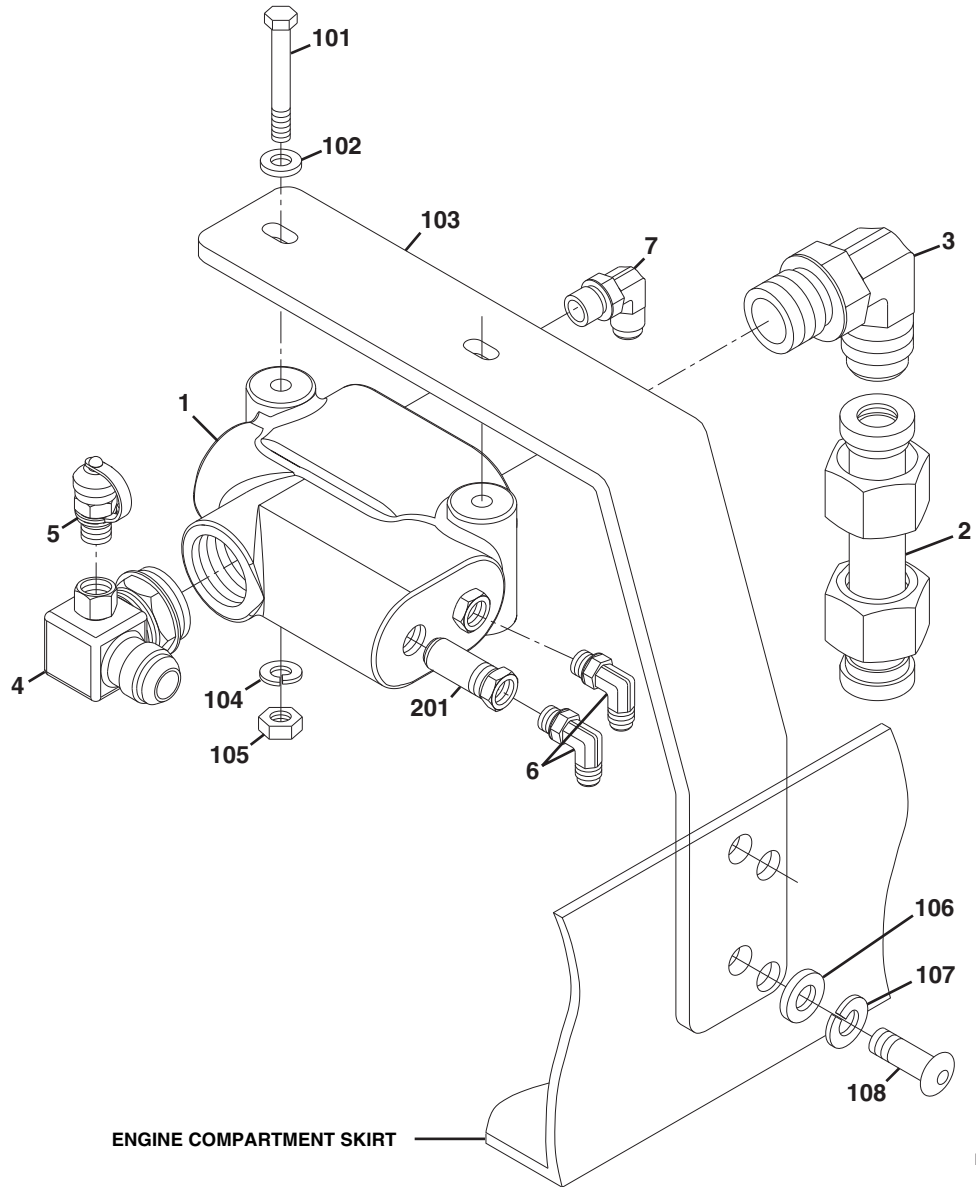
Figure 9-16 Brake Valve

Item	Part Number	Qty.	Description	Rev.
	91403592	1	POWER BRAKE VALVE, (includes all items)	C
1	Use Kit K1	1	BOOT	
2	NSS	1	PRESSURE REGULATING SPRING ASSY	
3	NSS	1	RETAINING RING	
4	NSS	1	PUSH ROD	
5	Use Kit K1	1	CUP	
6	NSS	1	SPOOL	
7	NSS	1	SPRING	
8	NSS	1	RETAINING RING	
9	Use Kit K1	1	CUP	
10	NSS	1	SLEEVE	
11	NSS	1	HOUSING	
12	Use Kit K1	1	O-RING	
13	NSS	1	CAPSCREW	
14	Use Kit K1	1	GASKET	
15	Use Kit K1	1	PISTON RING	
16	NSS	1	PISTON	
17	Use Kit K1	1	PISTON & POPPET ASSY	
18	Use Kit K1	1	O-RING	
19	Use Kit K1	1	RING SEAL	
20	NSS	1	SPRING	
21	Use Kit K1	1	RESIDUAL VALVE	
22	NSS	1	END CAP	
23	NSS	3	LOCKWASHER	
24	NSS	3	HEX HD CAPSCREW	
K1	91084043	1	REPAIR KIT, (includes items 1, 5, 9, 12, 14, 15, 17, 18, 19 & 21)	



HYDRAULIC COMPONENTS

Figure 9-17 Priority Flow Divider Valve & Assembly



PW0110

HYDRAULIC COMPONENTS



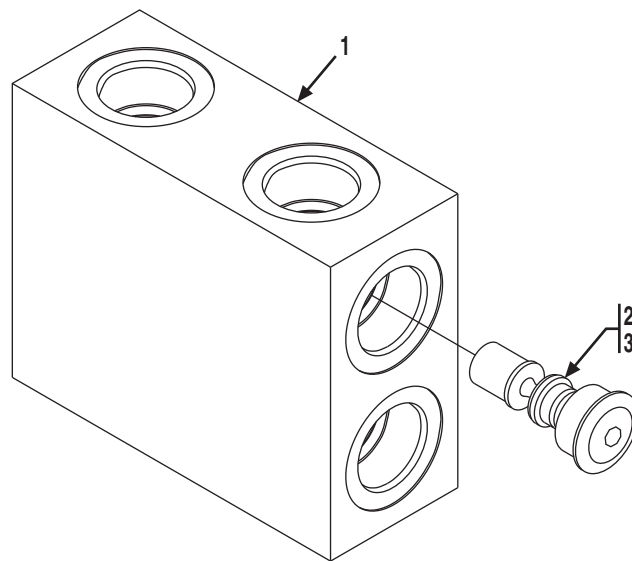
Figure 9-17 Priority Flow Divider Valve & Assembly

Item	Part Number	Qty.	Description	Rev.
	91415032	1	PRIORITY FLOW DIVIDER VALVE ASSY, (includes items 1 thru 7)	C
1	91033240	1	PRIORITY FLOW DIVIDER VALVE, (includes item 201)	A
2	91413008	1	HYDRAULIC TUBE	
3	2131616	1	ELBOW, 90 DEGREE, (includes o-ring)	
4	91413015	1	ELBOW, 90 DEGREE	
5	91053020	1	MINI-CHECK	
	91054002	1	VITON O-RING, (lubricate lightly)	
6	2220466	2	ELBOW, 90 DEGREE, (includes o-ring)	
7	2220671	1	ELBOW, 90 DEGREE, (includes o-ring)	
101	88201030	2	HEX HD CAPSCREW, 5/16-18X3-1/2, GR5	
102	88561003	2	FLAT WASHER, 5/16	
103	91411017	1	VALVE BRACKET	
104	88551010	2	LOCKWASHER, 5/16	
105	88501005	2	HEX NUT, 5/16-18	
106	88561004	2	FLAT WASHER, 3/8	
107	88551011	2	LOCKWASHER, 3/8	
108	88261029	2	SOCKET BUTTON HD CAPSCREW, 3/8-16X1	
201	90206553	1	RELIEF CARTRIDGE	



HYDRAULIC COMPONENTS

Figure 9-18 Thermal Bypass Valve



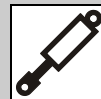


Figure 9-18 Thermal Bypass Valve

Item	Part Number	Qty.	Description	Rev.
1	91403552	1	THERMAL BYPASS VALVE, (includes all items)	B
2	91404340	2	PRESSURE MAINTAINING CARTRIDGE ASSY, (includes item 3)	
3	91404341	2	SEAL KIT	



Figure 9-19 Sway Cylinder Valve

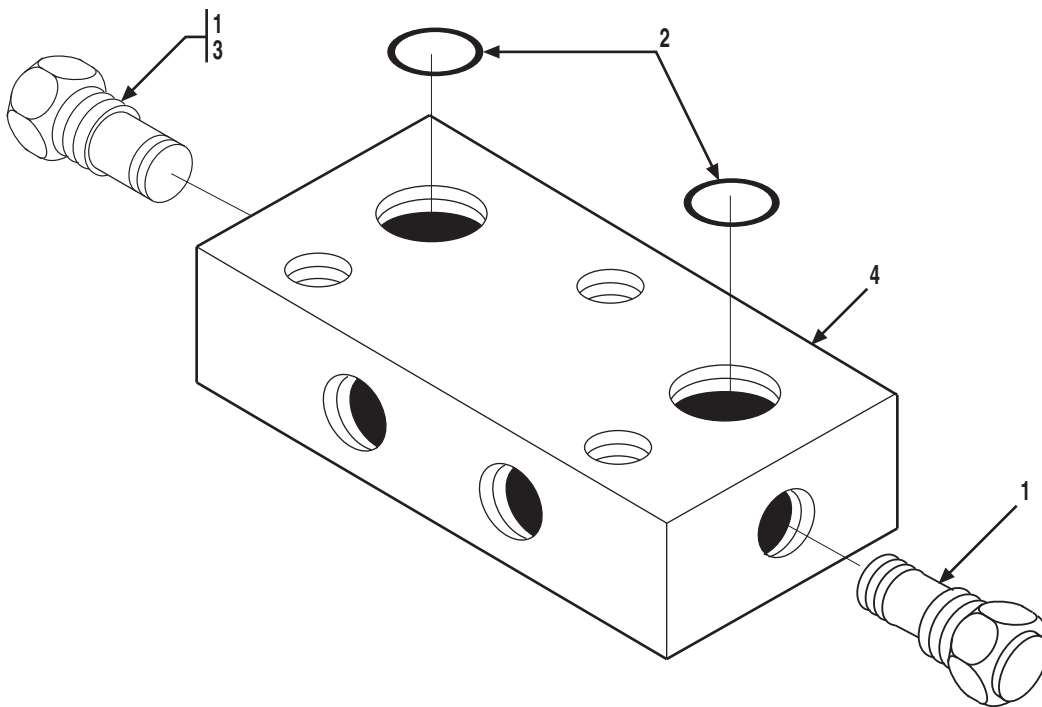




Figure 9-19 Sway Cylinder Valve

Item	Part Number	Qty.	Description	Rev.
	91403180	1	SWAY CYLINDER VALVE, (includes all items)	E
1	91404216	2	VALVE CARTRIDGE	
2	91404215	2	O-RING	
3	91404217	1	PISTON	
4	91404218	1	VALVE BODY	



Figure 9-19 Sway Cylinder Valve

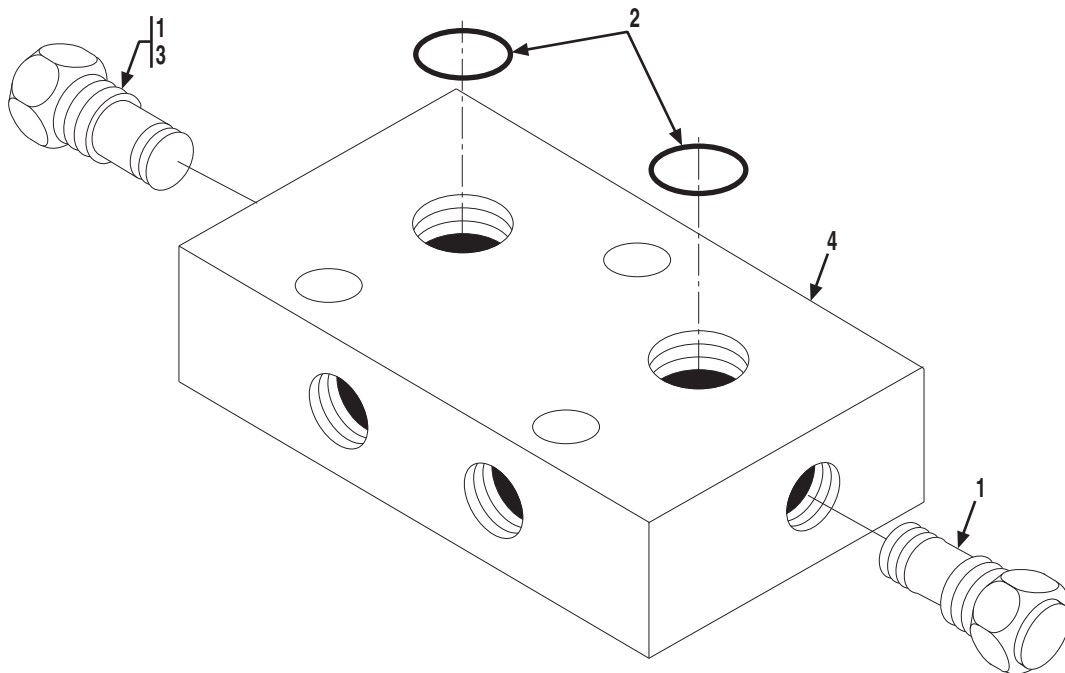




Figure 9-19 Sway Cylinder Valve

Item	Part Number	Qty.	Description	Rev.
	91473188	1	SWAY CYLINDER VALVE, (includes all items)	B
1	91474490	2	VALVE CARTRIDGE	
2	91404215	2	O-RING	
3	91404217	1	PISTON	
4	91474491	1	VALVE BODY	



HYDRAULIC COMPONENTS

Figure 9-20 Solenoid Valve

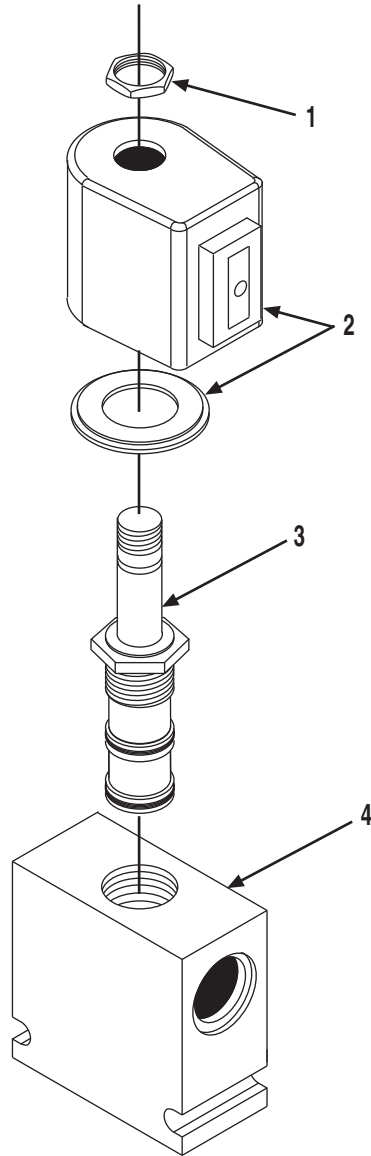




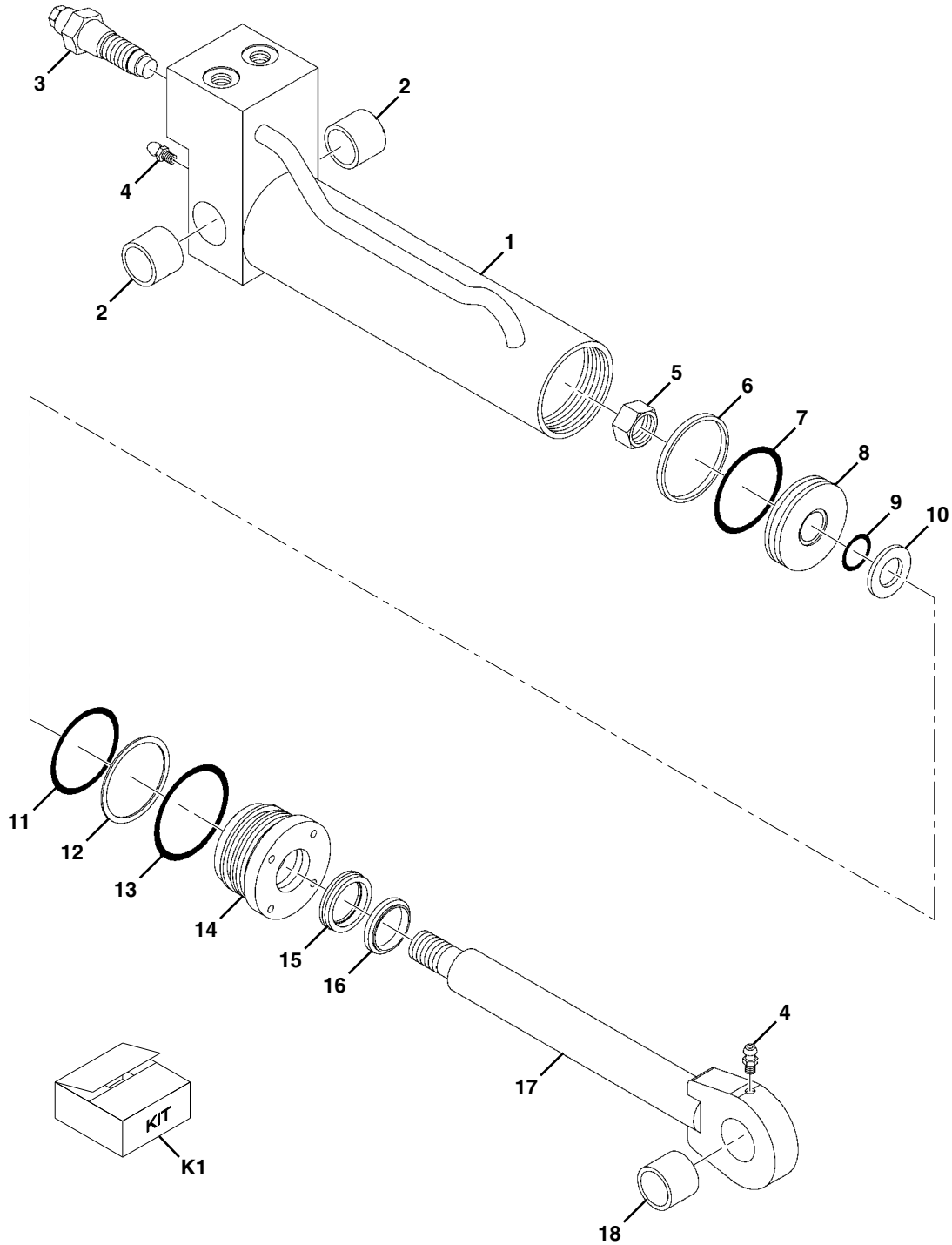
Figure 9-20 Solenoid Valve

Item	Part Number	Qty.	Description	Rev.
	91043446	1	3-WAY SOLENOID VALVE, (includes all items)	
1	90208066	1	NUT	
2	91144158	1	COIL	
3	91144159	1	CORE ASSY, (3-way, 2-position)	
4	80934035	1	VALVE BODY	



HYDRAULIC COMPONENTS

Figure 9-21 Grapple Bucket Cylinder



PAP23860



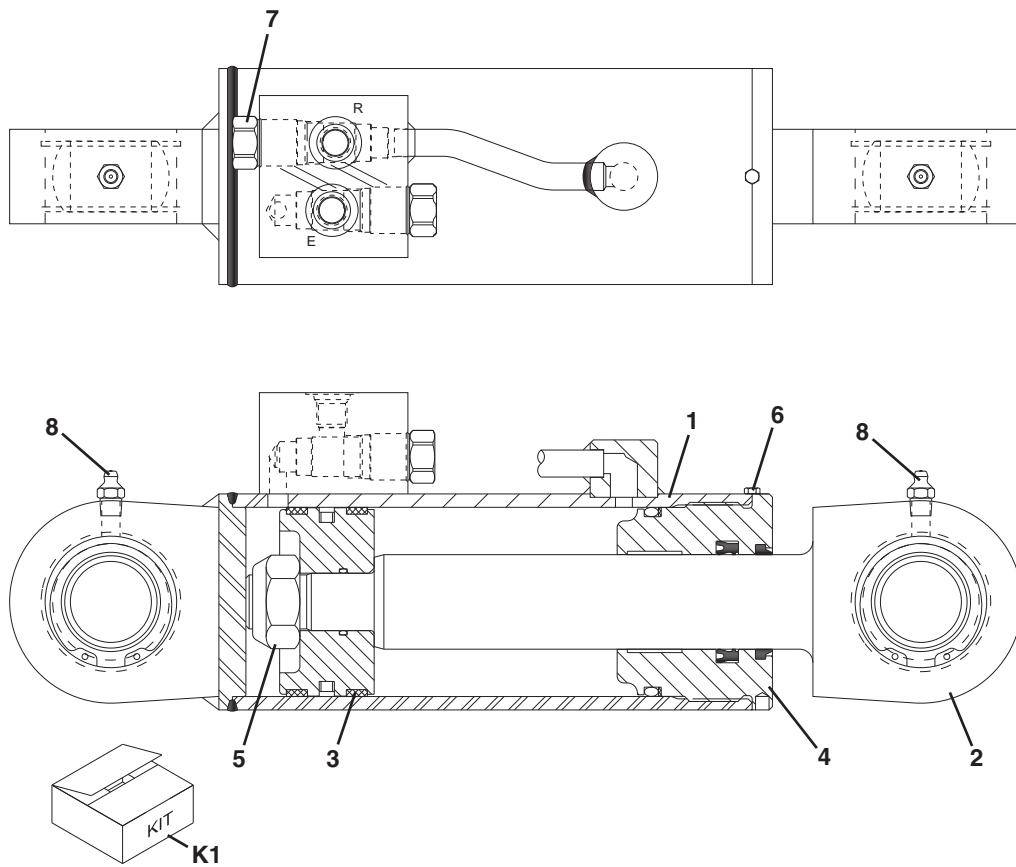
Figure 9-21 Grapple Bucket Cylinder

Item	Part Number	Qty.	Description	Rev.
	70021393	1	GRAPPLE BUCKET CYLINDER, (includes all items)	
1	70021465	1	CYLINDER TUBE	
2	70021448	2	BUSHING	
3	70021464	2	VALVE CARTRIDGE	
4	90554045	2	GREASE FITTING	
5	70021440	1	HEX NUT	
6	Use Kit K1	1	PISTON RING	
7	Use Kit K1	1	O-RING	
8	70021451	1	PISTON	
9	Use Kit K1	1	O-RING	
10	70021444	1	WASHER	
11	Use Kit K1	1	O-RING	
12	Use Kit K1	1	BACK-UP WASHER	
13	Use Kit K1	1	O-RING	
14	70021446	1	CYLINDER GLAND	
15	Use Kit K1	1	POLY-PAK SEAL	
16	Use Kit K1	1	ROD WIPER	
17	70021466	1	PISTON ROD	
18	70021447	1	BUSHING	
K1	70021452	1	SEAL KIT, (includes items 6, 7, 9, 11 thru 13, 15 & 16)	



HYDRAULIC COMPONENTS

Figure 9-22 Side Tilt Carriage Cylinder



PY1581



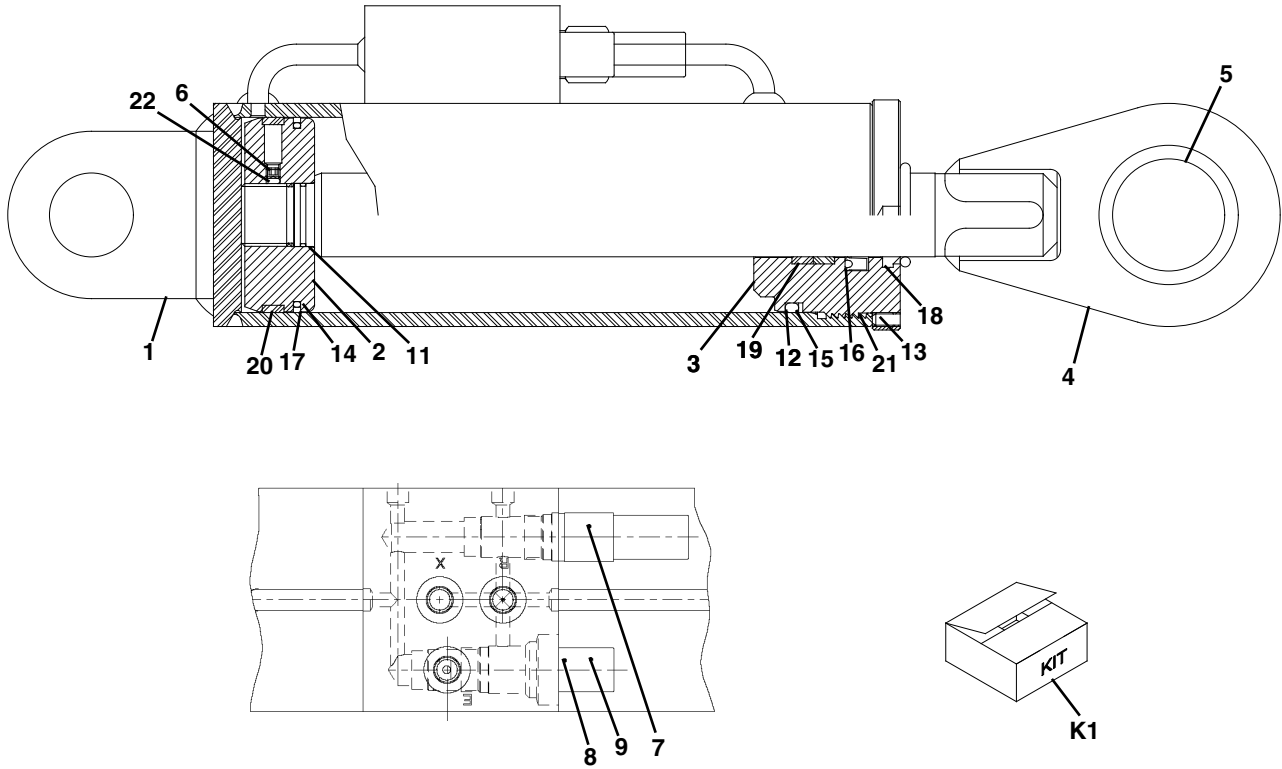
Figure 9-22 Side Tilt Carriage Cylinder

Item	Part Number	Qty.	Description	Rev.
	1001090134	1	SIDE TILT CARRIAGE CYLINDER, (includes all items)	B
1	70022038	1	BARREL ASSY	
2	70022039	1	ROD ASSY	
3	70022040	1	PISTON	
	70022042	1	SEAL KIT	
4	70021908	1	ROD BEARING	
	70022043	1	SEAL KIT	
5	90022230	1	HEX NUT	
6	7029760	1	CAPSCREW	
7	4640438	2	CHECK VALVE	
	2900770	1	SEAL KIT	
8	91044080	2	GREASE FITTING	
K1	70022041	1	SEAL KIT, (contains 70022042 & 70022043)	



HYDRAULIC COMPONENTS

Figure 9-23 72 Inch 90 Degree Swing Carriage Cylinder



PAP18860

HYDRAULIC COMPONENTS



Figure 9-23 72 Inch 90 Degree Swing Carriage Cylinder

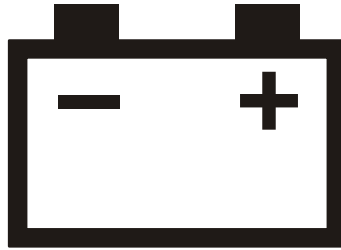
Item	Part Number	Qty.	Description	Rev.
	1001103182	1	SWING CARRIAGE CYLINDER, (includes items 1 thru 22)	B
1	70022044	1	TUBE ASSY	
2	8035863	1	PISTON	
3	8035862	1	HEAD GLAND	
4	70022045	1	ROD ASSY	
5	70022046	1	BEARING	
6	8035536	2	SET SCREW, 5/16-18X1/2	
7	70020428	1	RELIEF VALVE, (preset to 2000 psi)	
	7024574	1	SEAL KIT	
8	8033786	1	COUNTERBALANCE VALVE, (preset to 3000 psi)	
	8205655	1	SEAL KIT	
9	70021812	1	TAMPERPROOF CAP	
11	Use Kit K1	1	O-RING	
12	Use Kit K1	1	O-RING	
13	Use Kit K1	1	O-RING	
14	Use Kit K1	1	SQUARE RING	
15	Use Kit K1	1	BACK-UP RING	
16	Use Kit K1	1	SEAL	
17	Use Kit K1	1	PISTON SEAL	
18	Use Kit K1	1	ROD WIPER	
19	Use Kit K1	2	WEAR BAND	
20	Use Kit K1	1	WEAR BAND	
21	Use Kit K1	2	INSERT	
22	Use Kit K1	2	INSERT	
K1	2915023	1	SEAL KIT, (includes items 11 thru 22)	



HYDRAULIC COMPONENTS

This Page Intentionally Left Blank

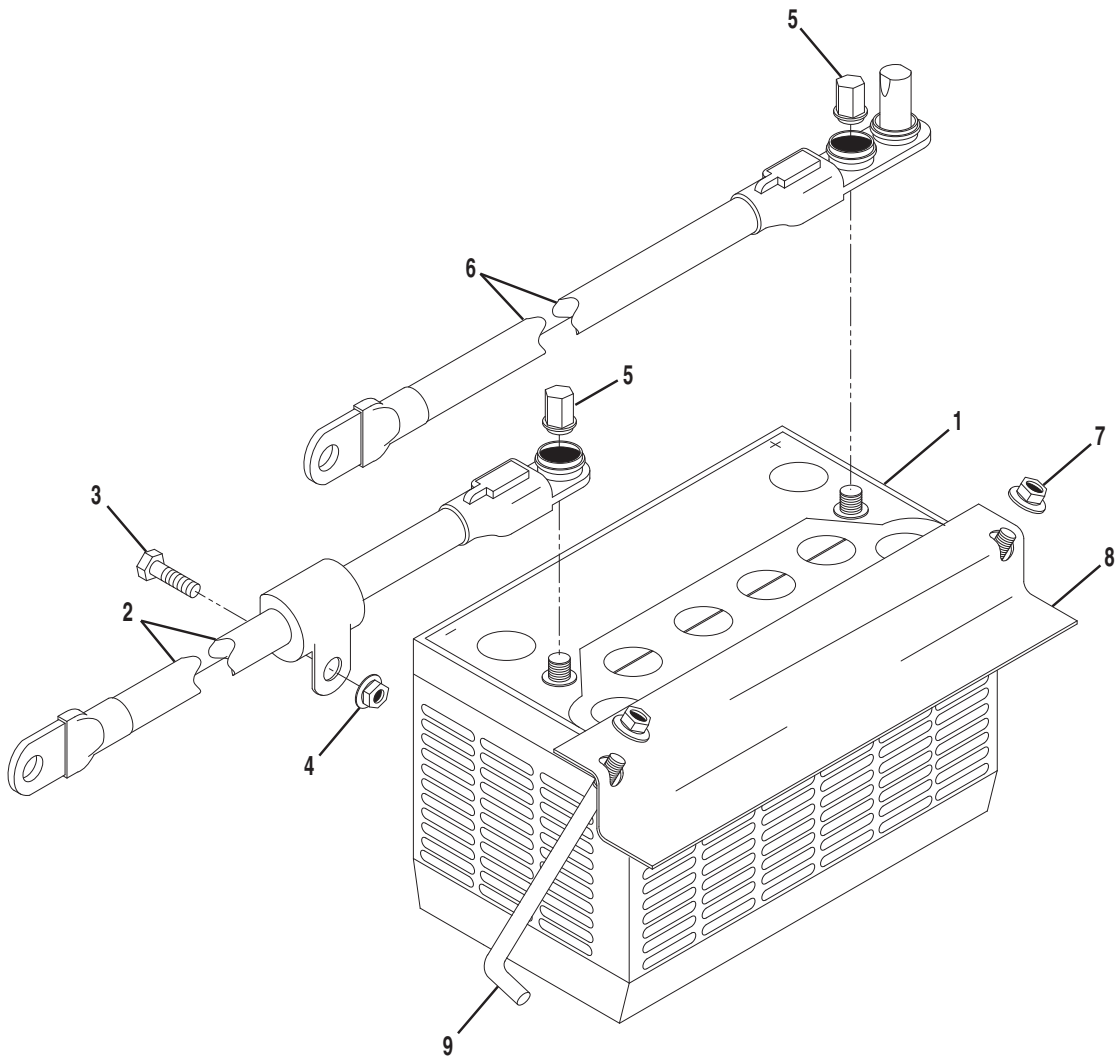
SECTION 10 ELECTRICAL





ELECTRICAL

Figure 10-1 Battery & Cables



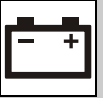
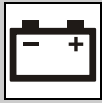


Figure 10-1 Battery & Cables

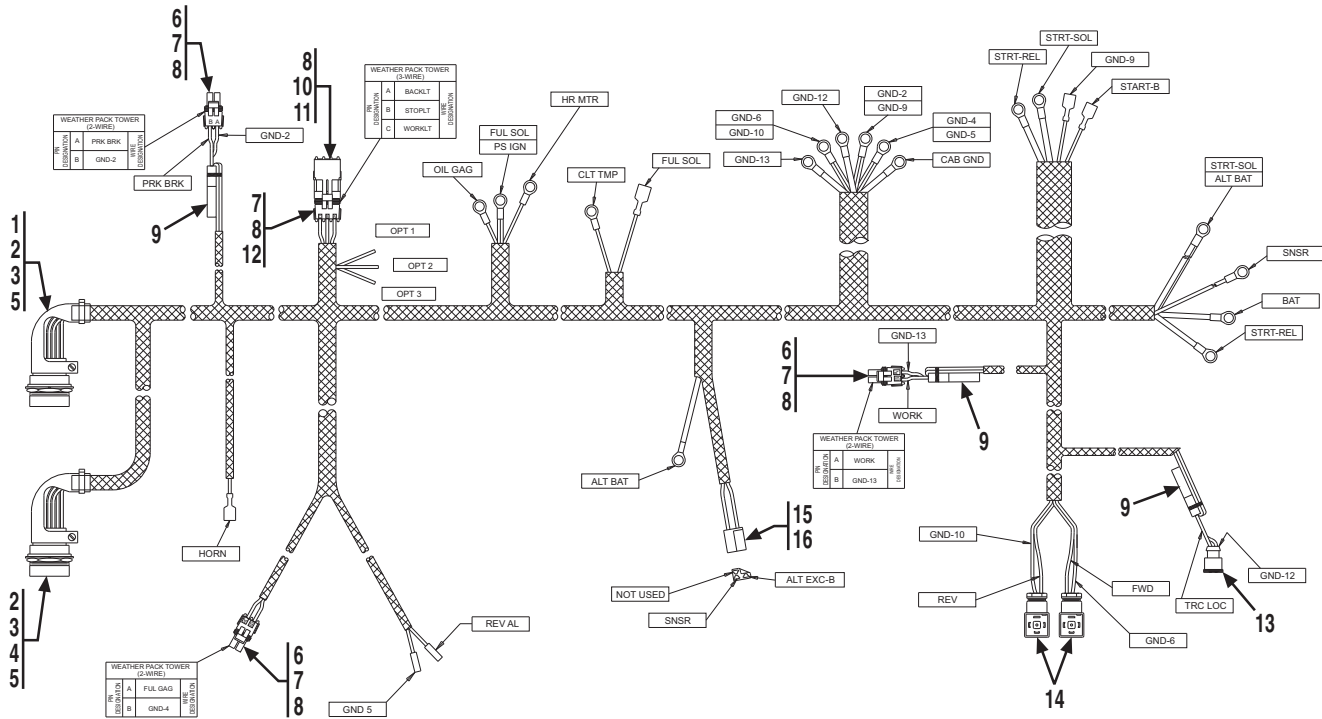
Item	Part Number	Qty.	Description	Rev.
1	91473226	1	BATTERY, (Before S/N 0160018356), (12V, 750 AMP), TOP STUD, 3/8-16 UNC THREAD, BCI GROUP 31	
	91083483	1	BATTERY, (S/N 0160018356 & After), (12V, 1050 AMP), TOP STUD, 3/8-16 UNC THREAD, BCI GROUP 31	
2	91403200	1	NEGATIVE BATTERY CABLE	
3	80973025	1	WHIZ-LOCK SCREW, 3/8-16	
4	77143015	1	WHIZ-LOCKNUT, 3/8-16	
5	77383567	2	TERMINAL NUT	
6	91413147	1	POSITIVE BATTERY CABLE	
7	77143006	2	WHIZ-LOCKNUT, 5/16-18	
8	91401281	1	BATTERY HOLD DOWN	
9	91081640	2	HOLD DOWN STUD, 5/16-18	
10	14403416	AR	DI-ELECTRIC GREASE, (not shown), (add to caps on battery terminals)	



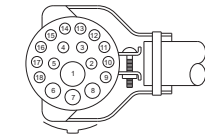
ELECTRICAL

S/N 0189001 thru 0189345 &
0160000230 thru 0160001775

Figure 10-2 Engine Harness



PIN DESIGNATION	WIRE DESIGNATION
1	BAT
2	HR MTR
3	HORN
4	FUL GAG
5	START-B
6	PLUG
7	PLUG
8	PLUG
9	ALT EXC-B
10	PLUG
11	PLUG
12	PLUG
13	REV
14	FWD
15	4X4
16	TRC LOC
17	PLUG
18	REV AL



END VIEW OF CONNECTOR BODIES

PIN DESIGNATION	WIRE DESIGNATION
1	CAB GND
2	BACKLT
3	STOPLT
4	OPT 1
5	PLUG
6	WORKLT
7	PLUG
8	OPT 2
9	PS IGN
10	OIL GAG
11	CLT TMP
12	PRK BRK
13	PLUG
14	PLUG
15	PLUG
16	PLUG
17	OPT 3
18	PLUG

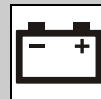
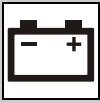


Figure 10-2 Engine Harness

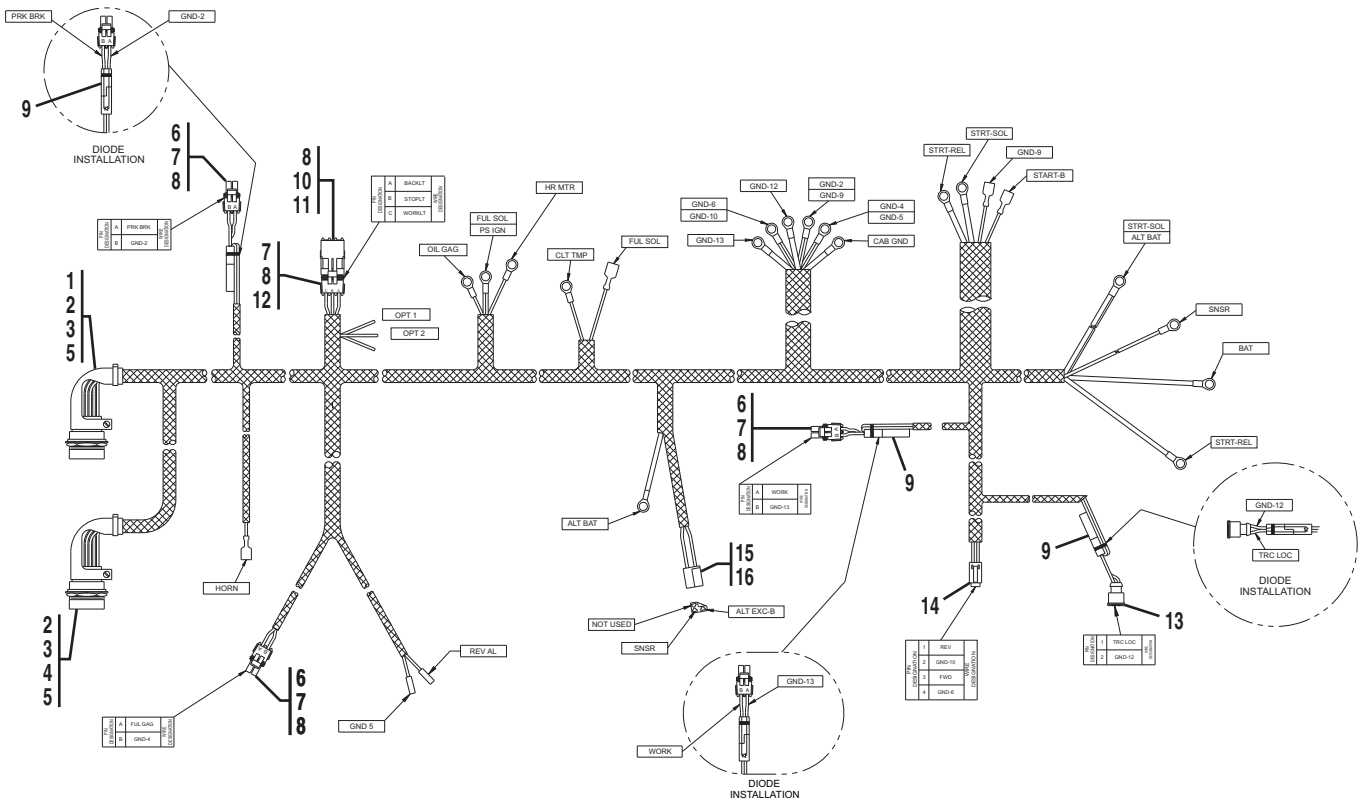
Item	Part Number	Qty.	Description	Rev.
	91403457	1	ENGINE HARNESS, (includes all items)	G
1	91404337	1	PLUG CONNECTOR	
2	83481286	2	PANEL NUT	
3	83481285	2	PANEL LOCKWASHER	
4	91364010	1	PLUG CONNECTOR	
5	91474463	2	STRAIN RELIEF	
6	80963057	3	WEATHER PACK CONNECTOR	
7	80963068	4	FEMALE PIN TERMINAL	
8	91364009	5	CABLE SEAL	
9	91363021	3	MOLDED DIODE	
10	80963060	1	WEATHER PACK CONNECTOR	
11	80963069	1	MALE PIN TERMINAL	
12	80963059	1	WEATHER PACK CONNECTOR	
13	91083440	1	SOLENOID CONNECTOR	
14	91084038	2	PLUG-IN CONNECTOR	
15	83683254	1	3 CONTACT PLUG	
16	90026803	1	CONNECTOR	



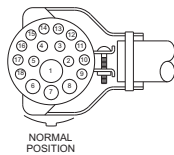
ELECTRICAL

S/N 0160001921 thru 0160006643
 excluding 0160006494 & 0160006543

Figure 10-2 Engine Harness



PIN DESIGNATION	WIRE DESIGNATION
1	BAT
2	HR MTR
3	HORN
4	FUL GAG
5	START-B
6	PLUG
7	PLUG
8	PLUG
9	ALT EXC-B
10	PLUG
11	PLUG
12	PLUG
13	REV
14	FWD
15	4X4
16	TRC LOC
17	PLUG
18	REVAL



NORMAL POSITION
 END VIEW OF CONNECTOR BODIES

PIN DESIGNATION	WIRE DESIGNATION
1	CAB GND
2	BACKLT
3	STOPLT
4	OPT 1
5	PLUG
6	WORKLT
7	PLUG
8	OPT 2
9	PS IGN
10	OIL GAG
11	CTL TMP
12	PRK BRK
13	PLUG
14	PLUG
15	PLUG
16	PLUG
17	OPT 3
18	PLUG

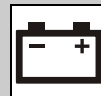
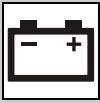


Figure 10-2 Engine Harness

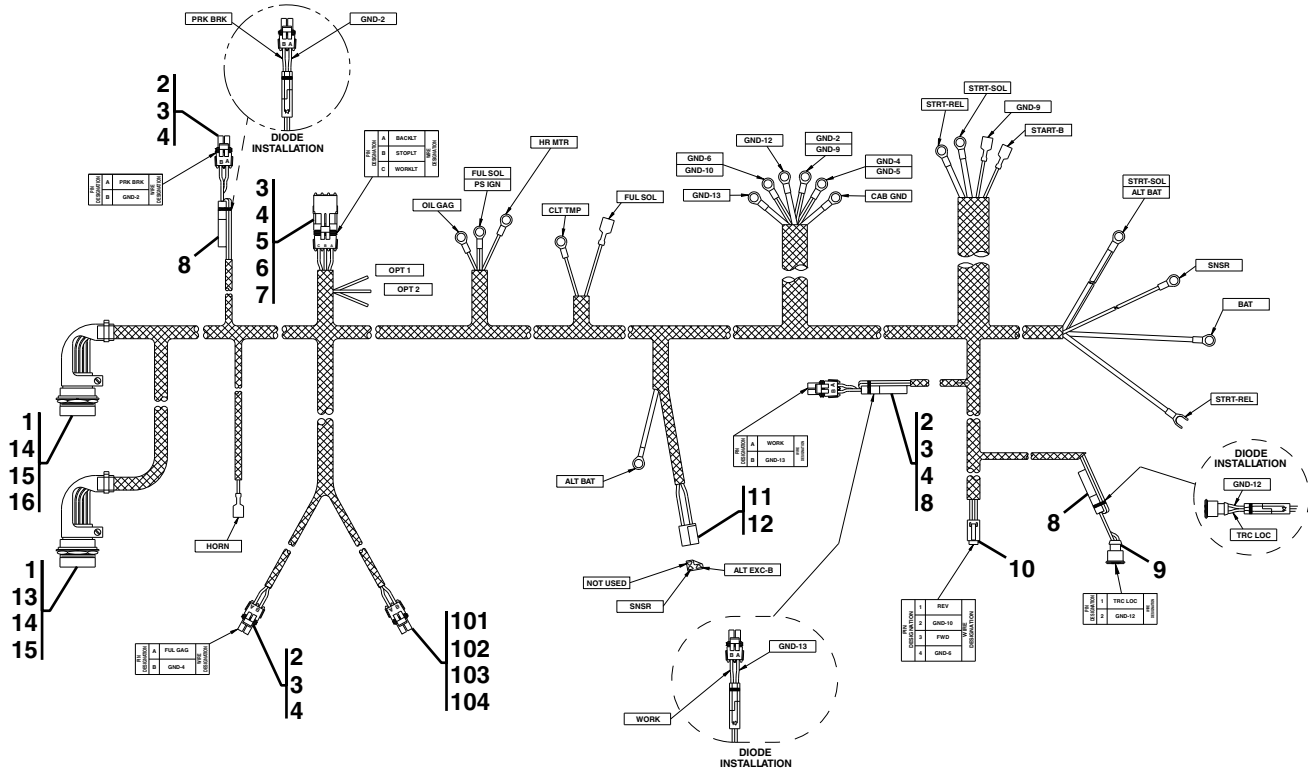
Item	Part Number	Qty.	Description	Rev.
	91413120	1	ENGINE HARNESS, (includes all items)	B
1	91404337	1	PLUG CONNECTOR	
2	83481286	2	PANEL NUT	
3	83481285	2	PANEL LOCKWASHER	
4	91364010	1	PLUG CONNECTOR	
5	91474463	2	STRAIN RELIEF	
6	80963057	3	WEATHER PACK CONNECTOR	
7	80963068	4	FEMALE PIN TERMINAL	
8	91364009	5	CABLE SEAL	
9	91363021	3	MOLDED DIODE	
10	80963060	1	WEATHER PACK CONNECTOR	
11	80963069	1	MALE PIN TERMINAL	
12	80963059	1	WEATHER PACK CONNECTOR	
13	91083440	1	SOLENOID CONNECTOR	
14	91554011	1	PLUG-IN CONNECTOR	
15	83683254	1	3 CONTACT PLUG	
16	90026803	1	CONNECTOR	



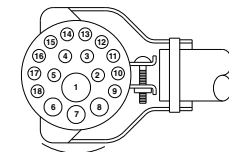
ELECTRICAL

S/N 0160006706 & After
including 0160006494 & 0160006543

Figure 10-2 Engine Harness



1	CAB GND
2	BACKLT
3	STOPLT
4	OPT 1
5	PLUG
6	WORKLT
7	PLUG
8	OPT 2
9	PS IGN
10	OIL GAG
11	CTL TMP
12	PRK BRK
13	PLUG
14	PLUG
15	PLUG
16	PLUG
17	OPT 3
18	PLUG



NORMAL POSITION
END VIEW OF CONNECTOR BODIES

1	BAT
2	HR MTR
3	HORN
4	FUL GAG
5	START-B
6	PLUG
7	PLUG
8	PLUG
9	ALT EXC-B
10	PLUG
11	PLUG
12	PLUG
13	REV
14	FWD
15	4X4
16	TRC LOC
17	PLUG
18	REV AL

PAP23260



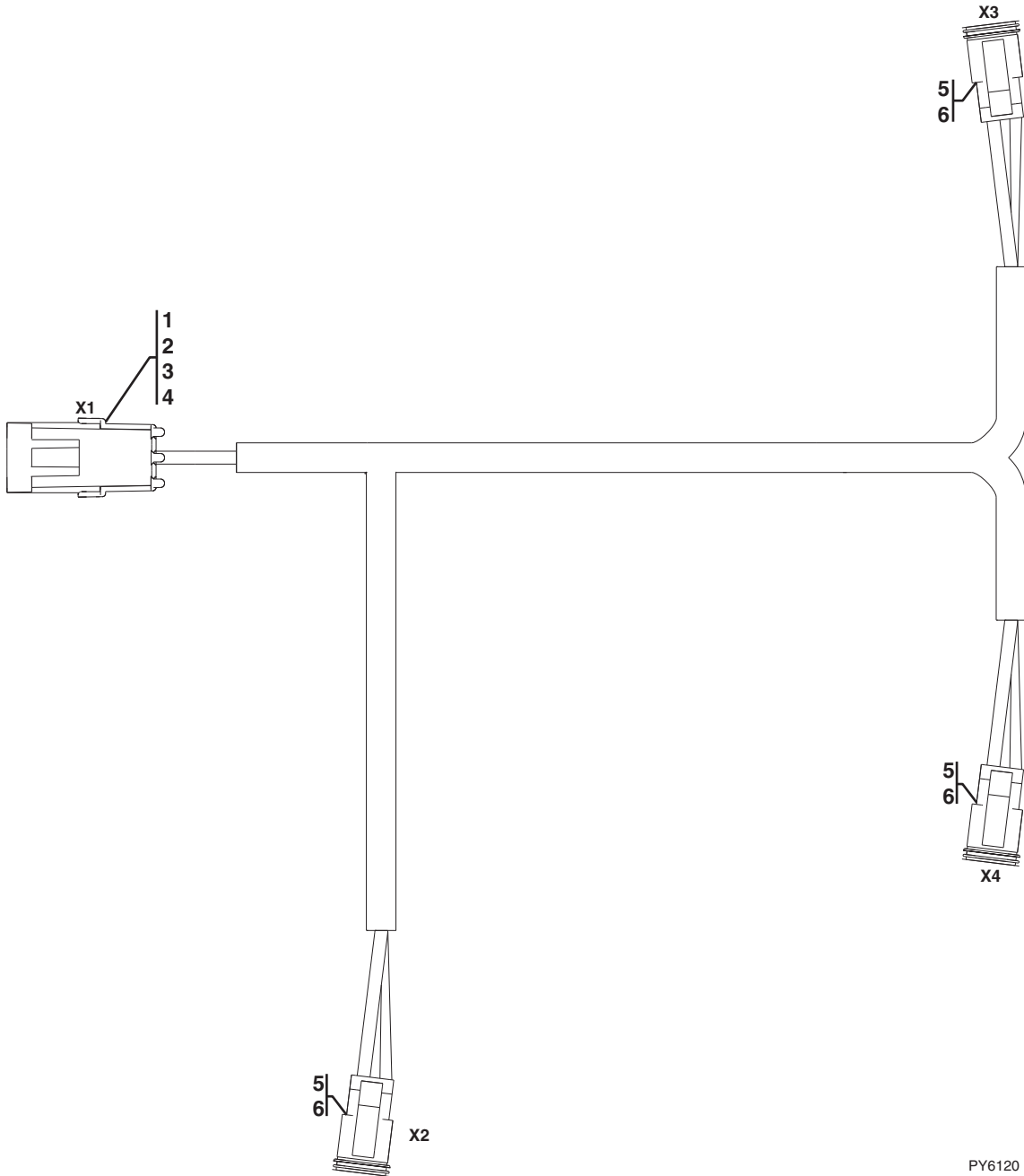
Figure 10-2 Engine Harness

Item	Part Number	Qty.	Description	Rev.
	91413146	1	ENGINE HARNESS, (S/N 0160006706 thru 0160018158), (includes items 1 thru 16)	B
	4923400	1	ENGINE HARNESS, (S/N 01600018163 & After), (includes all items)	A
1	91474463	2	90 DEGREE STRAIN RELIEF	
2	80963057	3	WEATHER PACK CONNECTOR	
3	80963068	4	FEMALE PIN TERMINAL	
4	91364009	5	CABLE SEAL	
5	80963060	1	WEATHER PACK CONNECTOR	
6	80963069	1	MALE PIN TERMINAL	
7	4460459	1	WEATHER PACK CONNECTOR	
8	91363021	3	MOLDED DIODE	
9	91083440	1	SOLENOID CONNECTOR	
10	91554011	1	PLUG	
11	83683254	1	3 CONTACT PLUG	
12	90026803	1	CONNECTOR	
13	91364010	1	PLUG CONNECTOR	
14	83481286	2	PANEL NUT	
15	83481285	2	PANEL LOCKWASHER	
16	91404337	1	PLUG CONNECTOR	
101	1001117021	1	CONNECTOR	
102	8220890	1	LOCK	
103	4460746	2	TERMINAL	
104	4460789	1	SEAL	



ELECTRICAL

Figure 10-3 Boom Work Lights Harness



PY6120

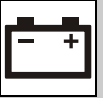


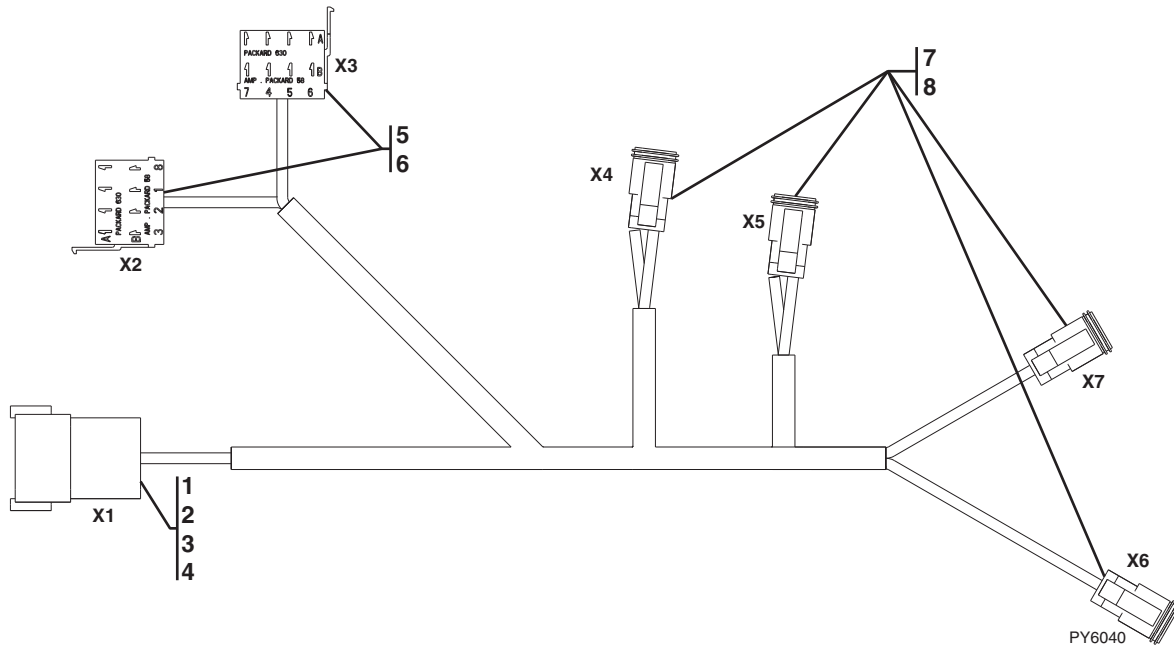
Figure 10-3 Boom Work Lights Harness

Item	Part Number	Qty.	Description	Rev.
	1001125382	1	BOOM WORK LIGHTS HARNESS, (if equipped), (includes all items)	A
1	80963062	1	CONNECTOR	
2	4460850	2	TERMINAL	
3	4460789	1	SEAL	
4	1001116727	2	PLUG	
5	4460891	3	CONNECTOR KIT	
	80604018	3	WEDGE LOCK	
6	4460942	6	TERMINAL	



ELECTRICAL

Figure 10-4 Cab Work Light Harness



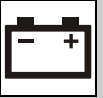
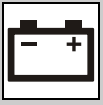


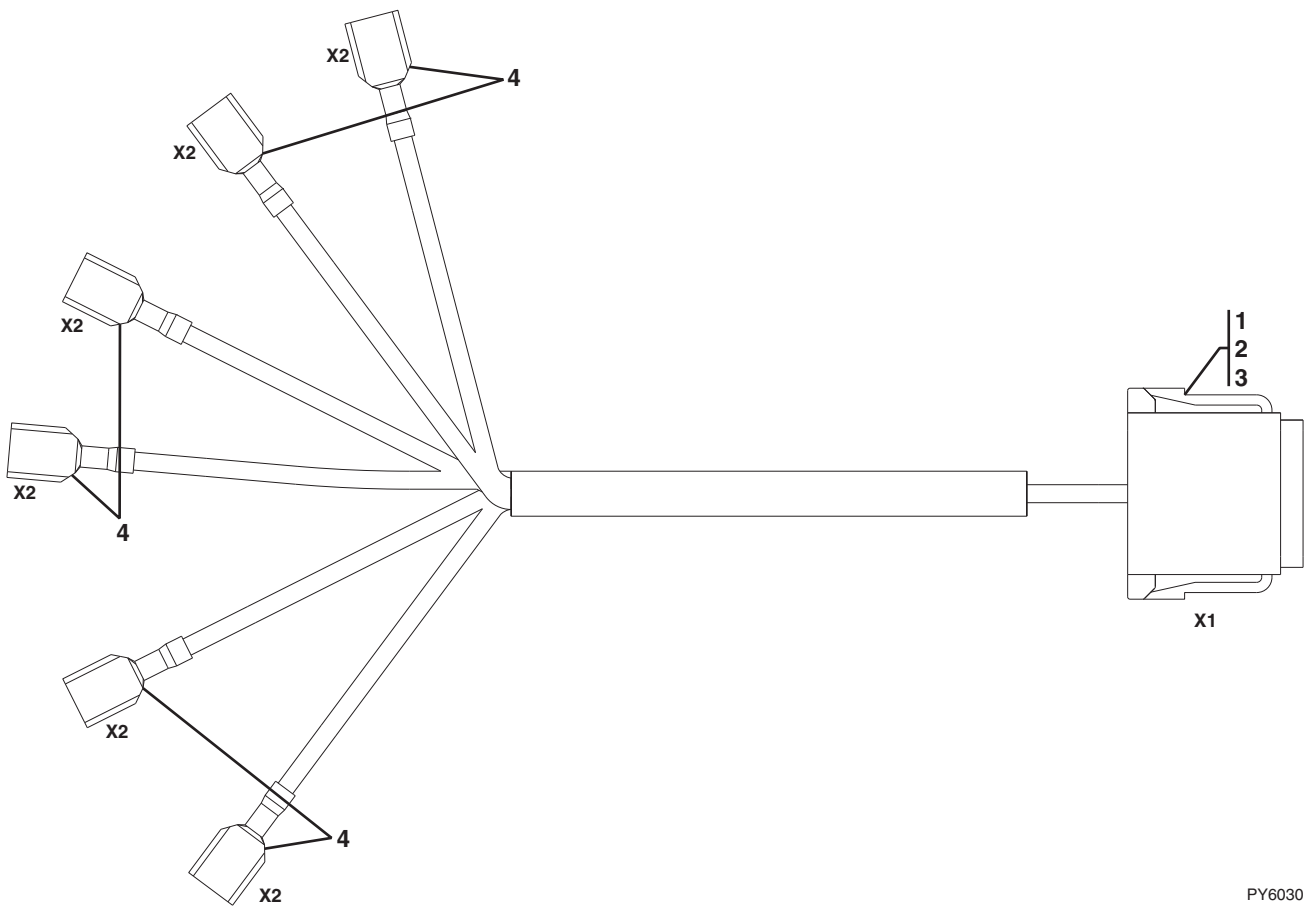
Figure 10-4 Cab Work Light Harness

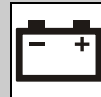
Item	Part Number	Qty.	Description	Rev.
	1001125384	1	CAB WORK LIGHT HARNESS, (if equipped), (includes all items)	A
1	4460931	1	CONNECTOR	
	80604025	1	WEDGE LOCK	
2	4460465	2	TERMINAL	
3	4460942	4	TERMINAL	
4	4460466	2	PLUG	
5	7026439	2	CONNECTOR	
6	1001118384	8	TERMINAL	
7	4460891	4	CONNECTOR	
	80604018	4	WEDGE LOCK	
8	4460942	8	TERMINAL	



ELECTRICAL

Figure 10-5 Cab Work Light & Beacon Light Harness



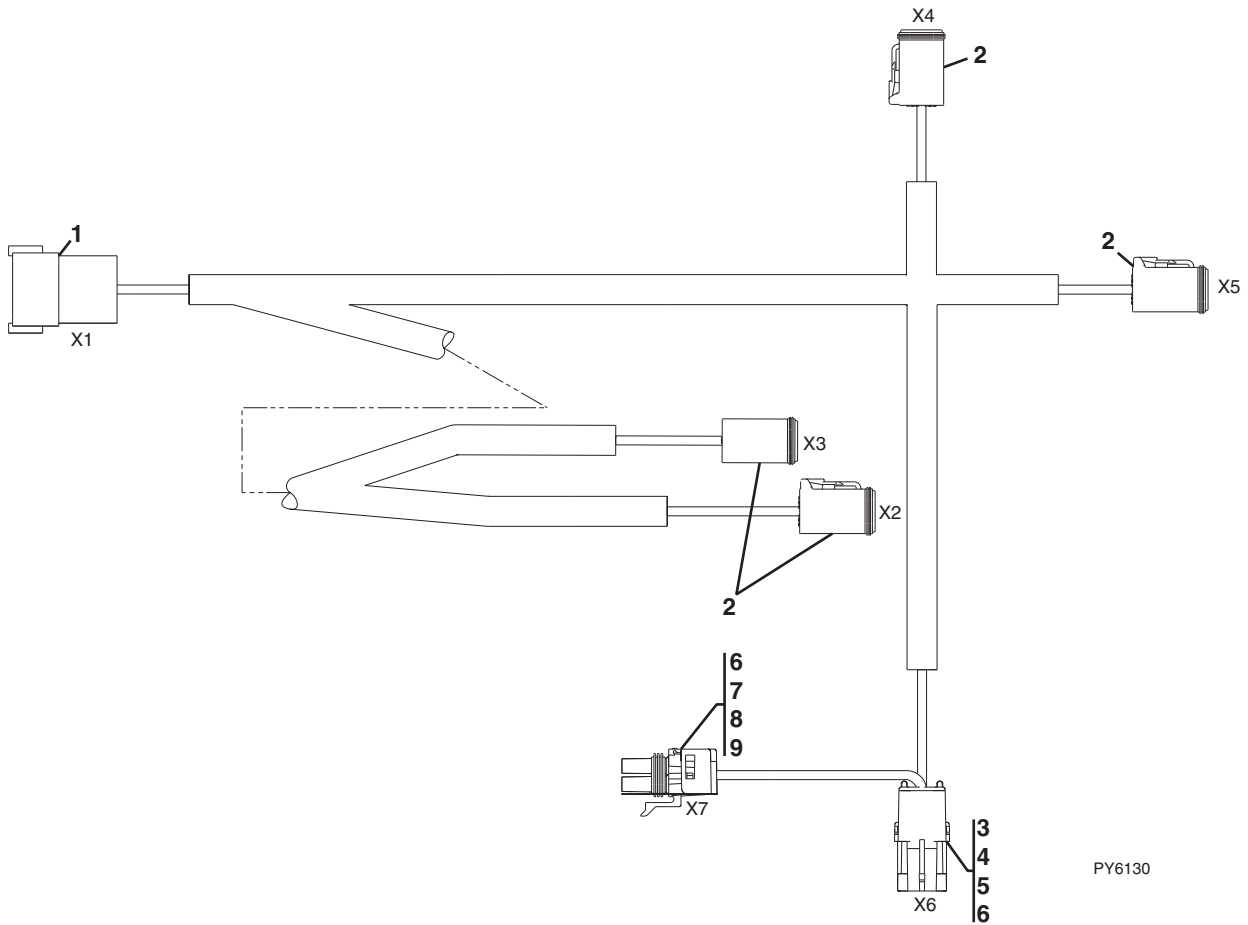
**Figure 10-5 Cab Work Light & Beacon Light Harness**

Item	Part Number	Qty.	Description	Rev.
	1001090507	1	CAB WORK LIGHT & BEACON LIGHT SWITCH HARNESS, (if equipped), (includes all items)	B
1	4460930	1	CONNECTOR	
	80604025	1	WEDGE LOCK	
2	NSS	7	TERMINAL	
3	4460466	1	PLUG	
4	NSS	6	TERMINAL, 1/4 FULLY INSULATED	



ELECTRICAL

Figure 10-6 Frame Road Lights Harness



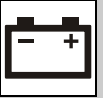


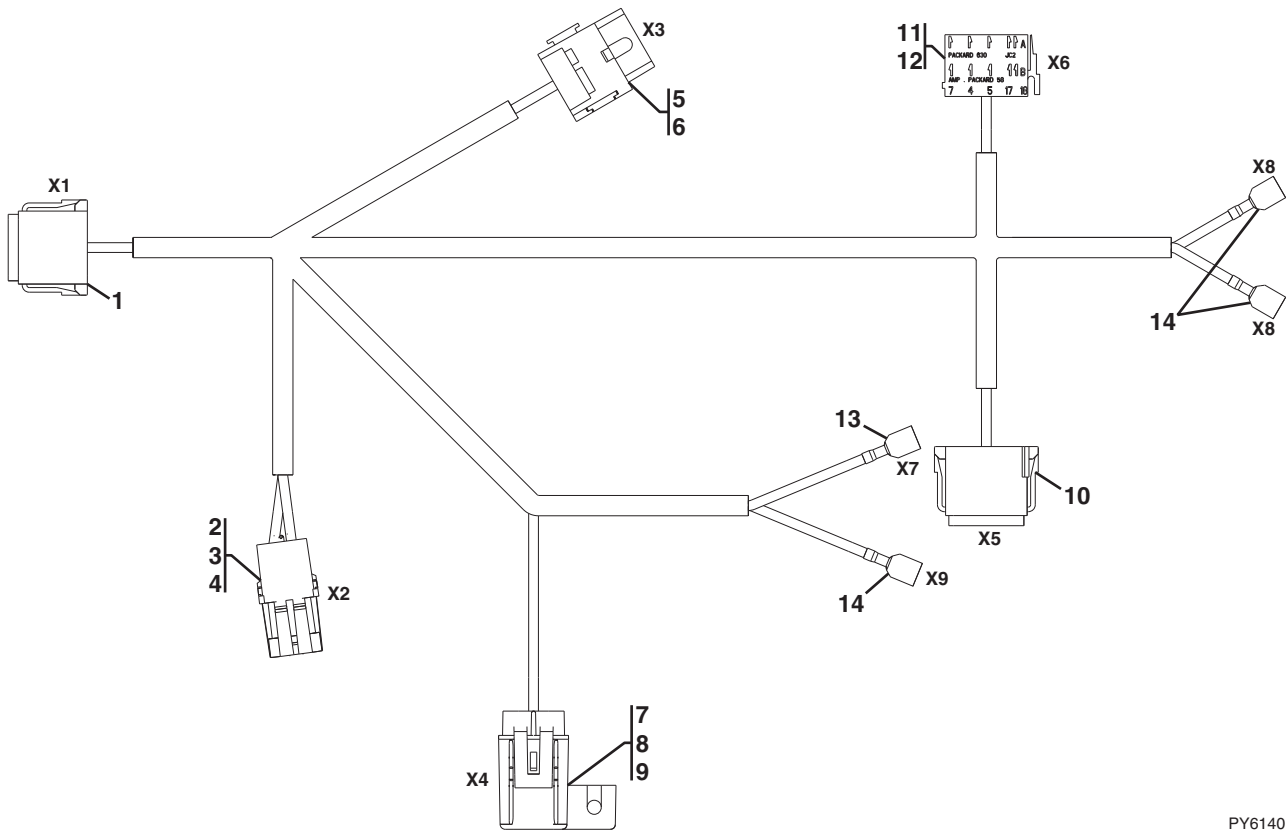
Figure 10-6 Frame Road Lights Harness

Item	Part Number	Qty.	Description	Rev.
	1001125385	1	FRAME ROAD LIGHTS HARNESS, (if equipped), (includes all items)	A
1	91503105	1	CONNECTOR	
	91503106	1	WEDGE LOCK	
2	7026909	4	CONNECTOR	
	80604023	4	WEDGE LOCK	
3	80963062	1	CONNECTOR	
4	4460789	3	TERMINAL	
5	8220089	1	SEAL	
6	80963070	4	PLUG	
7	80963061	1	CONNECTOR	
8	4460457	2	TERMINAL	
9	4460458	1	SEAL	



ELECTRICAL

Figure 10-7 Cab Road Lights Harness



PY6140

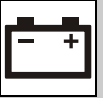


Figure 10-7 Cab Road Lights Harness

Item	Part Number	Qty.	Description	Rev.
	1001090509	1	CAB ROAD LIGHTS HARNESS, (if equipped), (includes all items)	C
1	4460851	1	CONNECTOR	
	80604025	1	WEDGE LOCK	
2	4461157	1	CONNECTOR	
3	4460475	2	TERMINAL	
4	8220081	1	SEAL	
5	1001117058	1	CONNECTOR	
6	4460419	2	TERMINAL	
7	1001117018	1	CONNECTOR, (includes 15 amp fuse)	
8	1001116733	2	TERMINAL	
9	7029771	1	COVER	
10	4460934	1	CONNECTOR	
	80604016	1	WEDGE LOCK	
11	1001117079	1	CONNECTOR	
12	1001118384	7	TERMINAL	
13	NSS	1	1/4 SPADE TERMINAL	
14	NSS	3	1/4 FEMALE TERMINAL	




ELECTRICAL

This Page Intentionally Left Blank

SECTION 11

DECALS

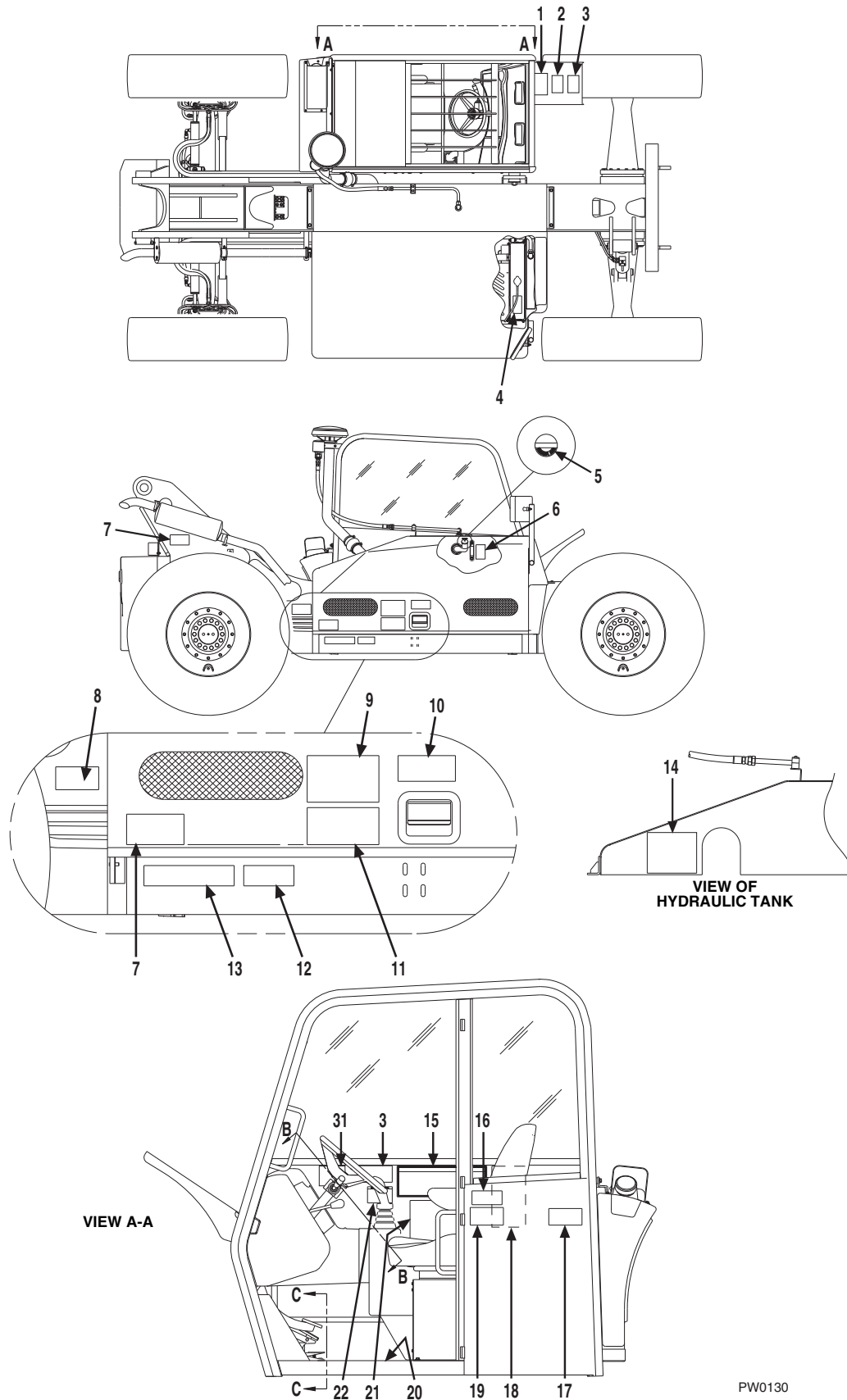




DECALS

S/N 0189001 thru 0189345
& 016000230 thru 0160003960

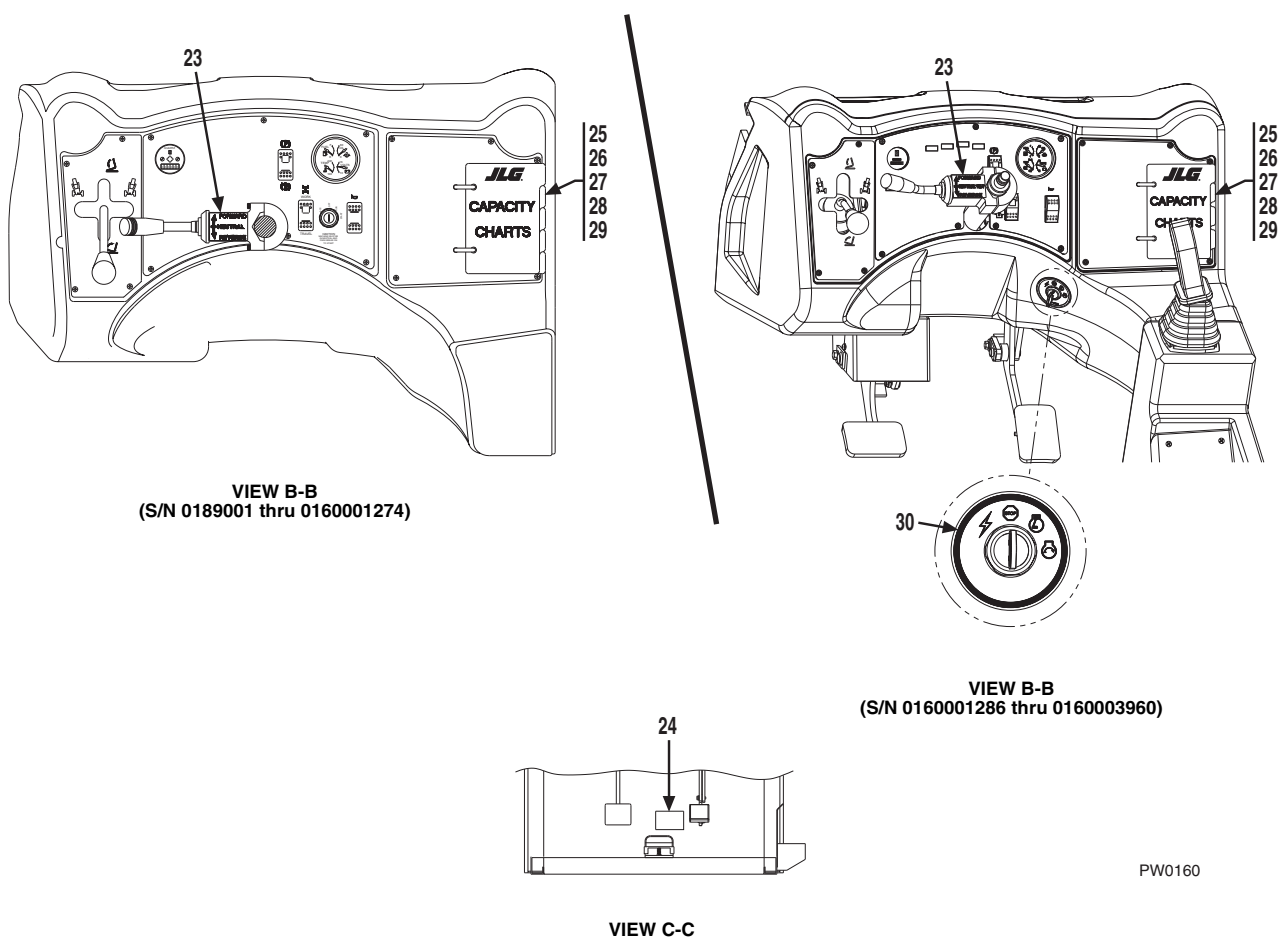
Figure 11-1 Cab & Frame Decals



PW0130



Figure 11-1 Cab & Frame Decals (Continued)





DECALS

S/N 0189001 thru 0189345
& 0160000230 thru 0160003960

Figure 11-1 Cab & Frame Decals

Item	Part Number	Qty.	Description	Rev.
1	80603022	1	DANGER DECAL	
2	90553027	1	WARNING DECAL	
3	91323030	2	WARNING DECAL	
4	80603026	1	CAUTION DECAL	
5	91403573	1	HYDRAULIC FLUID DECAL	
6	91403569	1	OIL LEVEL DECAL	
7	91143282	3	WARNING DECAL	
8	91143280	1	WARNING DECAL	
9	91143285	1	INSTRUCTION DECAL	
10	91143281	1	WARNING DECAL	
11	91143284	1	WARNING DECAL	
12	91143288	1	HYDRAULIC OIL PLATE	
13	91083492	1	OIL WARNING DECAL	
14	91413024	1	TEST PORT DECAL	
15	90553028	1	WARNING DECAL	
16	77333027	1	MADE IN USA DECAL	
17	91143286	1	WARNING DECAL	
18	NSS	1	S/N & ATTACHING PLATE	
19	91143283	1	WARNING DECAL	
20	91403597	1	NON-SKID FLOOR	
21	91413012	1	SERVICE INSTRUCTION PLATE	
22	91503102	1	BOOM OPERATION DECAL, (standard)	
23	91163028	1	SHIFTER DECAL	
24	91403529	1	TRACTION LOCK DECAL	
25	91403618	1	LOAD CHART FRONT COVER	
26	91413011	1	LOAD CHART, CARRIAGE & SLOPE PILER	
27	91413021	1	LOAD CHART, MAST	
28	91413026	1	LOAD CHART, SWING CARRIAGE & WORK PLATFORM	
29	91413027	1	LOAD CHART, TRUSS BOOM	
30	91413061	1	IGNITION SWITCH DECAL, (S/N 0160001286 thru 0160003960)	
31	91343016	1	CAUTION DECAL, (S/N 0160003213 thru 0160003960)	



Figure 11-1 Cab & Frame Decals (Continued)

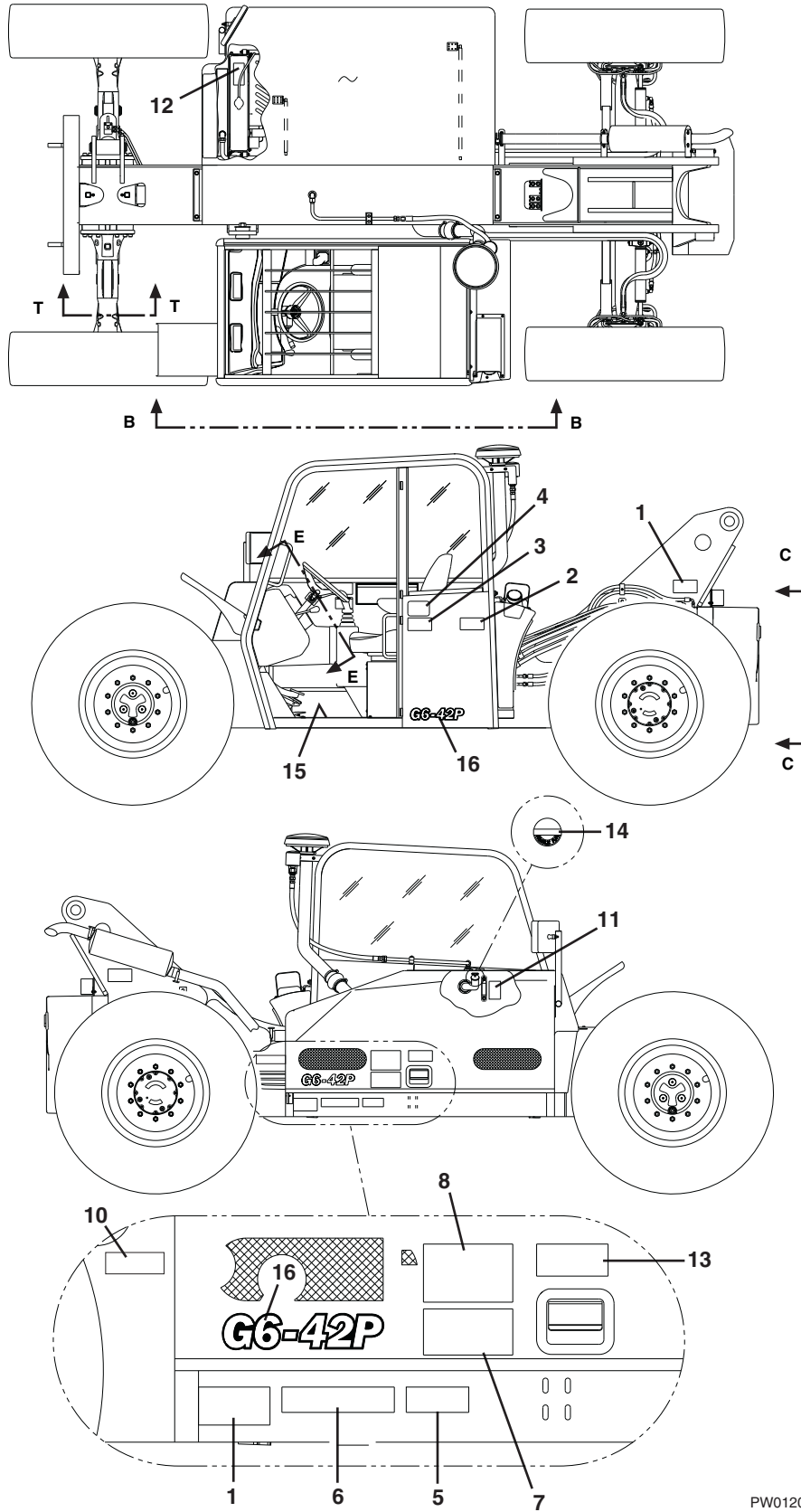
Item	Part Number	Qty.	Description	Rev.



DECALS

S/N 0160004018 & After

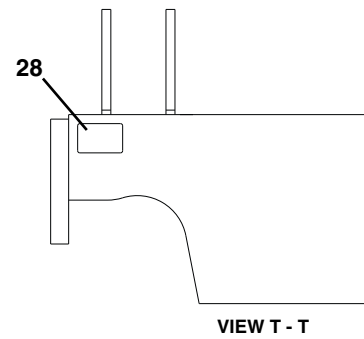
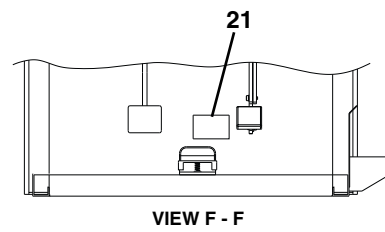
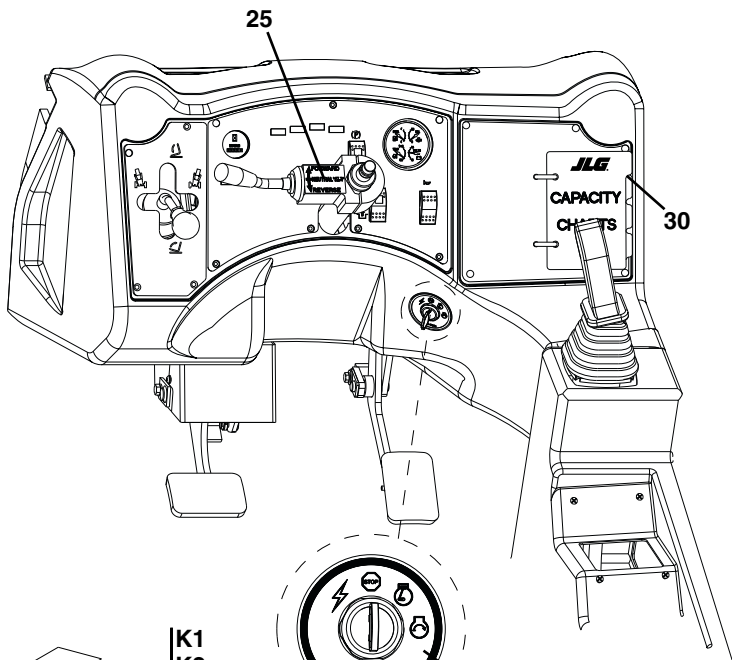
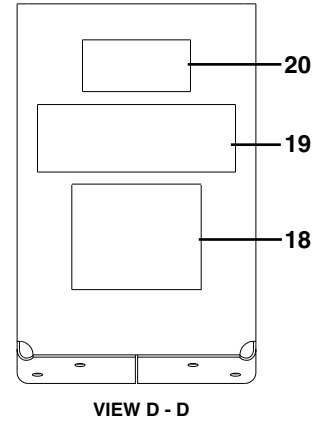
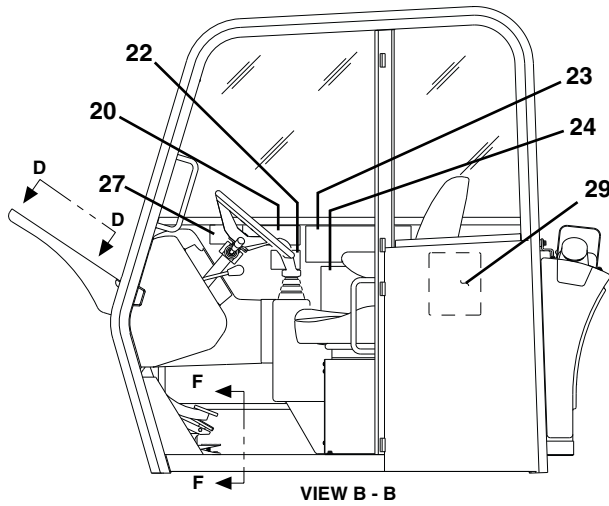
Figure 11-1 Cab & Frame Decals



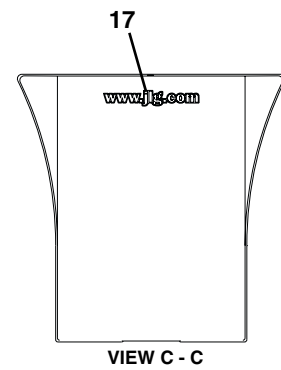
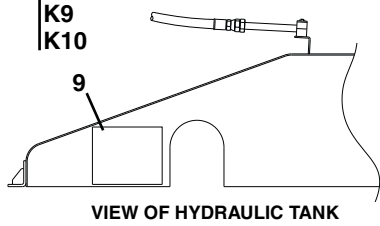
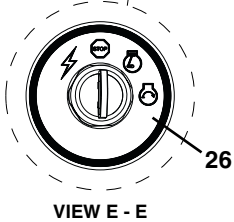
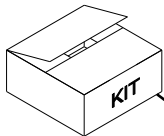
PW0120



Figure 11-1 Cab & Frame Decals (Continued)



- K1
- K2
- K3
- K4
- K5
- K6
- K7
- K8
- K9
- K10



PAP23220



DECALS

Figure 11-1 Cab & Frame Decals

Item	Part Number	Qty.	Description	Rev.
1	91143282	3	WARNING DECAL	
2	91143286	1	WARNING DECAL	
3	91143283	1	WARNING DECAL	
4	3251813	1	MADE IN USA DECAL	
5	91143288	1	HYDRAULIC OIL PLATE	
6	91083492	1	OIL WARNING DECAL	
7	91143284	1	WARNING DECAL	
8	91143285	1	INSTRUCTION DECAL	
9	91413024	1	TEST PORT DECAL	
10	91143280	1	WARNING DECAL, (if equipped)	
11	91403569	1	OIL LEVEL DECAL	
12	80603026	1	CAUTION DECAL	
13	91143281	1	WARNING DECAL	
14	91403573	1	HYDRAULIC FLUID DECAL	
15	91403597	1	NON-SKID FLOOR	
16	1706191	2	G6-42P DECAL, (S/N 0160006618 & After)	
17	1704885	1	WEBSITE DECAL, (S/N 0160006618 & After)	
18	80603022	1	DANGER DECAL	
19	90553027	1	WARNING DECAL	
20	91323030	1	WARNING DECAL	
21	91403529	1	TRACTION LOCK DECAL	
22	91503102	1	BOOM OPERATION DECAL	
23	90553028	1	WARNING DECAL	
24	91413012	1	SERVICE INSTRUCTION PLATE	
25	91163028	1	SHIFTER DECAL	
26	91413061	1	IGNITION SWITCH DECAL	
27	91343016	1	CAUTION DECAL	
28	NSS	1	S/N PLATE	
29	90554001	1	PLATFORM DECAL	
30	1001105324	Ref	LOAD CHART BOOKLET, (Before S/N 0160037689), (includes all items)	2
	91403618	1	CAPACITY CHART FRONT COVER	
	91413011	1	CAPACITY CHART, CARRIAGE & SLOPE PILER	
	91413021	1	CAPACITY CHART, MAST	
	91413026	1	CAPACITY CHART, SWING CARRIAGE & WORK PLATFORM	
	91413027	1	CAPACITY CHART, TRUSS BOOM	
	1001106005	1	LOAD CHART BOOKLET, (S/N 0160037689 & After), (includes all items)	4
	1001112752	1	CAPACITY CHART FRONT COVER	
	1001106037	1	CAPACITY CHART, STANDARD CARRIAGE	
	1001106062	1	CAPACITY CHART, TILT CARRIAGE	
	1001106087	1	CAPACITY CHART, SWING CARRIAGE	
	1001106112	1	CAPACITY CHART, 120 IN BUCKET	
	1001106137	1	CAPACITY CHART, 15 FT TRUSS BOOM	
	1001110405	1	LOAD CHART BOOKLET, (S/N 0160037689 & After), (includes all items)	2
	1001106191	1	GRAPPLE BUCKET	
	1001106226	1	TRUSS BOOM WITH WINCH	
	1001106296	1	VERTICAL MAST	



Figure 11-1 Cab & Frame Decals (Continued)

Item	Part Number	Qty.	Description	Rev.
K1	91415021	1	DECAL KIT, (S/N 0160006618 & After), (includes items 1 thru 9, 11 thru 14, 16 thru 27 & items 2 thru 9 on Figure 11-2)	H
K2	91415042	1	DECAL KIT, (Spanish)	
K3	91415041	1	DECAL KIT, (Portuguese)	
K4	91475104	1	NATIONS RENT DECAL KIT	
K5	91515073	1	NES DECAL KIT	
K6	91475063	1	SUN BELT RENTALS DECAL KIT	
K7	91415071	1	UNITED RENTALS DECAL KIT	
K8	91515074	1	H & E RENTALS DECAL KIT	
K9	1001094592	1	RSC DECAL KIT	
K10	91555029	1	CORPORATE LOGOS DECAL KIT	



DECALS

S/N 0189001 thru 0189345
& 016000230 thru 0160006413

Figure 11-2 Boom Decals

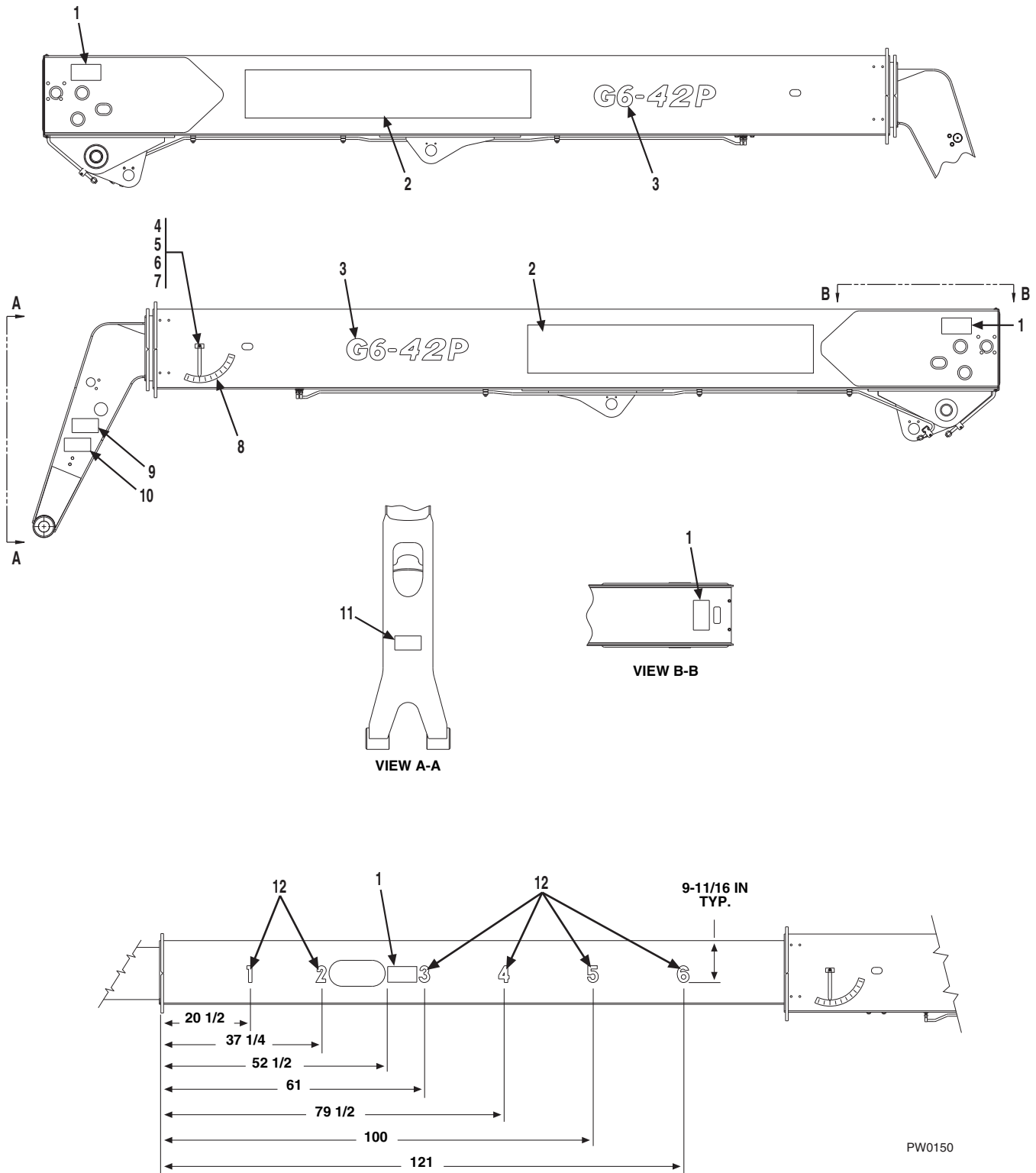




Figure 11-2 Boom Decals

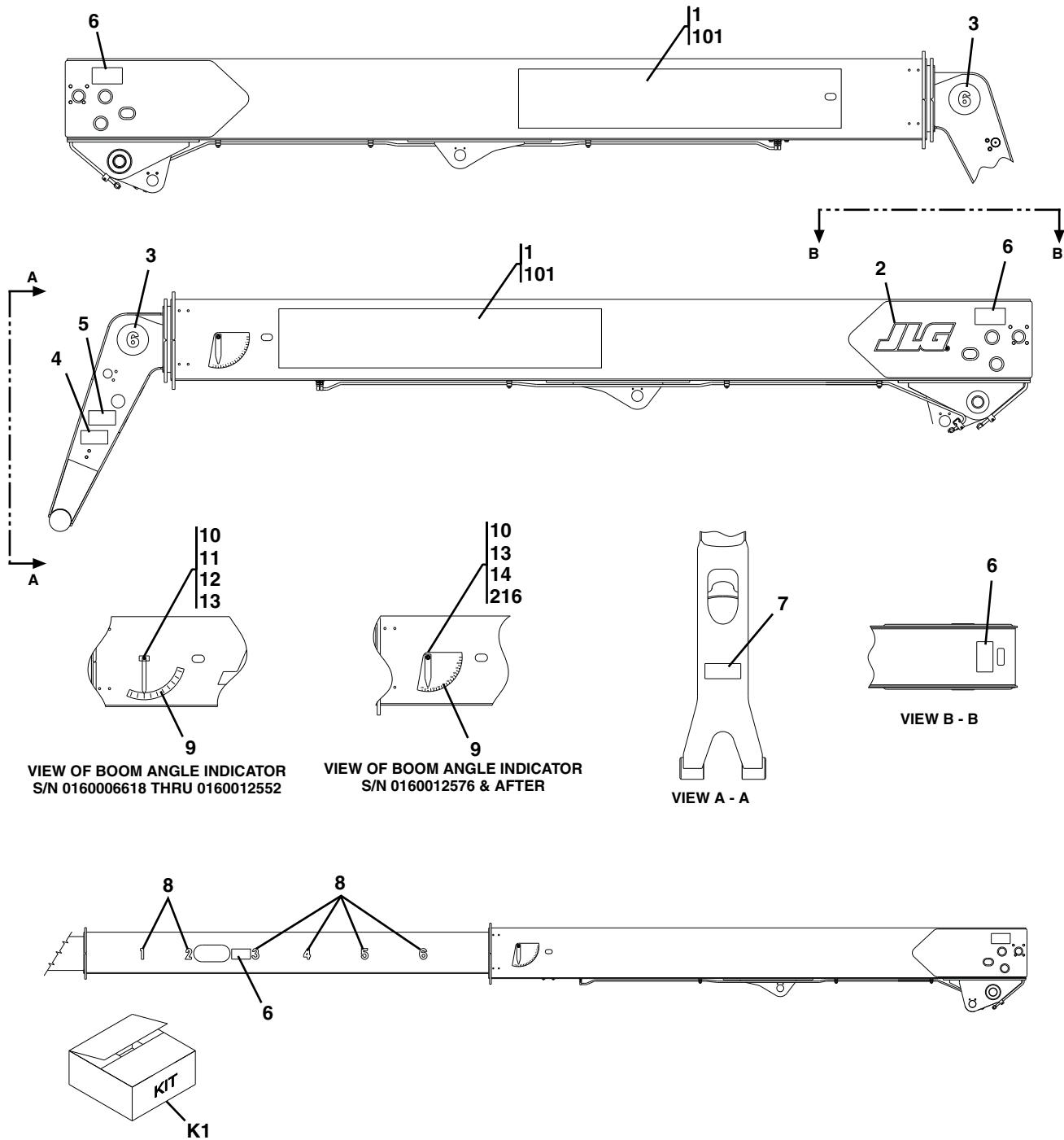
Item	Part Number	Qty.	Description	Rev.
1	80603037	5	WARNING DECAL	
2	1001106734	2	JLG DECAL	
3	91403622	2	G6 DECAL, WHITE, (standard)	
	91403623	2	G6 DECAL, BLACK, (optional)	
4	90200445	1	PENDULUM	
5	90200688	1	BEARING	
6	90026491	1	SHOULDER BOLT, 1/4-20	
7	88561108	1	FLAT WASHER, 5/16	
8	91003031	1	BOOM ANGLE DECAL, WHITE	
9	91143282	2	WARNING DECAL	
10	91143290	1	WARNING DECAL	
11	90553026	1	WARNING DECAL	
12	91553072	1	BOOM NUMBERS DECAL KIT	



DECALS

S/N 0160006618 & After

Figure 11-2 Boom Decals



PAP23730



Figure 11-2 Boom Decals


Item	Part Number	Qty.	Description	Rev.
1	1706184	2	12 IN GRADALL DECAL, WHITE, (no longer supplied with decal kit)	
2	1706101	2	7 IN JLG DECAL, WHITE	
3	1706170	2	GOOSENECK DECAL, 6	
4	91143290	1	WARNING DECAL	
5	91143282	2	WARNING DECAL	
6	80603037	5	WARNING DECAL	
7	90553026	1	WARNING DECAL	
8	91553072	1	BOOM NUMBERS DECAL KIT	
9	91003031	1	BOOM ANGLE DECAL, WHITE, (S/N 0160006618 thru 0160012552)	
	4105262	1	BOOM ANGLE DECAL, WHITE, (S/N 0160012576 & After)	
10	90200445	1	PENDULUM, (S/N 0160006618 thru 0160012552)	
	7075611	1	PENDULUM, (S/N 0160012576 thru 0160032930)	
	1001098769	1	PENDULUM, (S/N 0160033319 & After)	
11	90200688	1	BEARING, (S/N 0160006618 thru 0160012552)	
12	90026491	1	SHOULDER BOLT, 1/4-20, (S/N 0160006618 thru 0160012552)	
13	88561108	1	FLAT WASHER, 5/16, (S/N 0160006618 thru 0160012552)	
	8307113	3	WASHER, (S/N 0160012576 thru 0160032930)	
	4711600	1	WASHER, 3/8, (S/N 0160033319 & After)	
14	8305647	1	NUT, (S/N 0160012576 thru 0160032930)	
	8305645	1	HEX LOCKNUT, 3/8-16, (S/N 0160033319 & After)	
101	1001106734	2	JLG DECAL	
216	1001096404	1	BOOM ANGLE INDICATOR SPACER SLEEVE, (S/N 0160033319 & After)	
K1	91415021	1	DECAL KIT, (S/N 0160006618 & After), (includes items 1 thru 9, 11 thru 14 & 16 thru 27 on Figure 11-1 & items 2 thru 9 on Figure 11-2)	H



DECALS

This Page Intentionally Left Blank

SECTION 12 OPTIONS





OPTIONS

S/N 0189001 thru 0189345 &
0160000230 thru 0160001775

Figure 12-1 Turbo Option

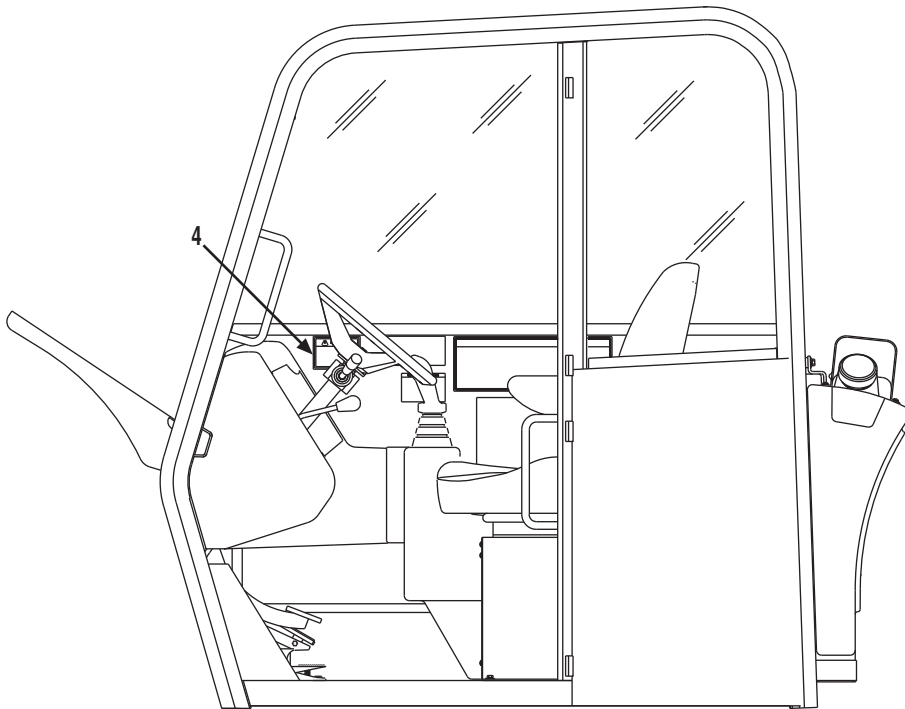
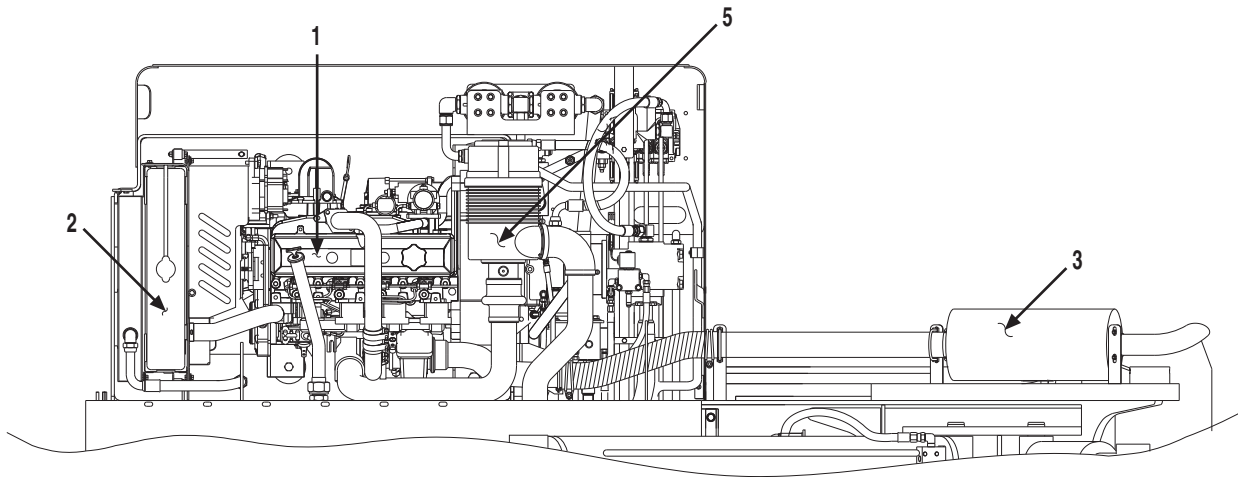




Figure 12-1 Turbo Option

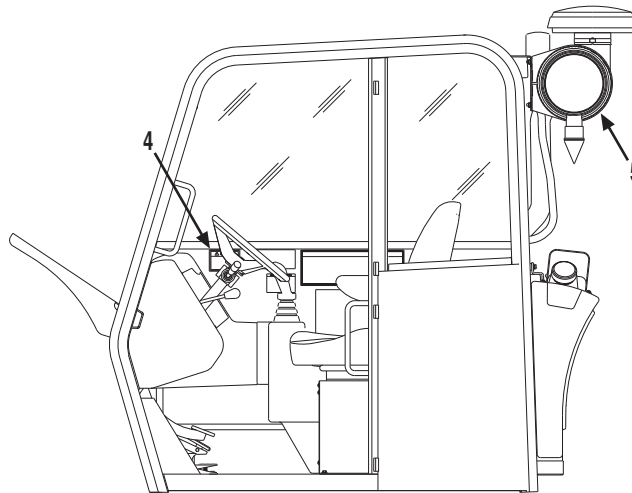
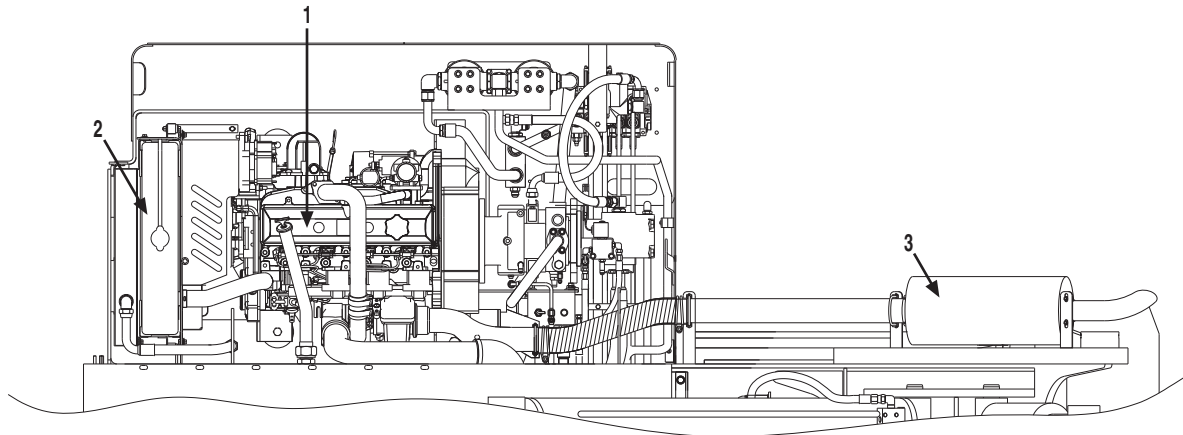
Item	Part Number	Qty.	Description	Rev.
	91415011	1	TURBO OPTION, (includes all items)	H
1		Ref	TURBO ENGINE ASSY, (see Figure 12-2 & 12-3 for details)	
2		Ref	TURBO RADIATOR ASSY, (see Figure 12-5 for details)	
3		Ref	TURBO EXHAUST & ATTACHING PARTS, (see Figure 12-7 for details)	
4	91343016	1	CAUTION DECAL	
5		Ref	TURBO AIR CLEANER & ATTACHING PARTS, (see Figure 12-6 for details)	



OPTIONS

S/N 0160001921 thru 0160003058
excluding 0160002657

Figure 12-1 Turbo Option



NOTE:
AFTER S/N 0160003058 SEE SECTION 4 FOR DETAILS.



Figure 12-1 Turbo Option

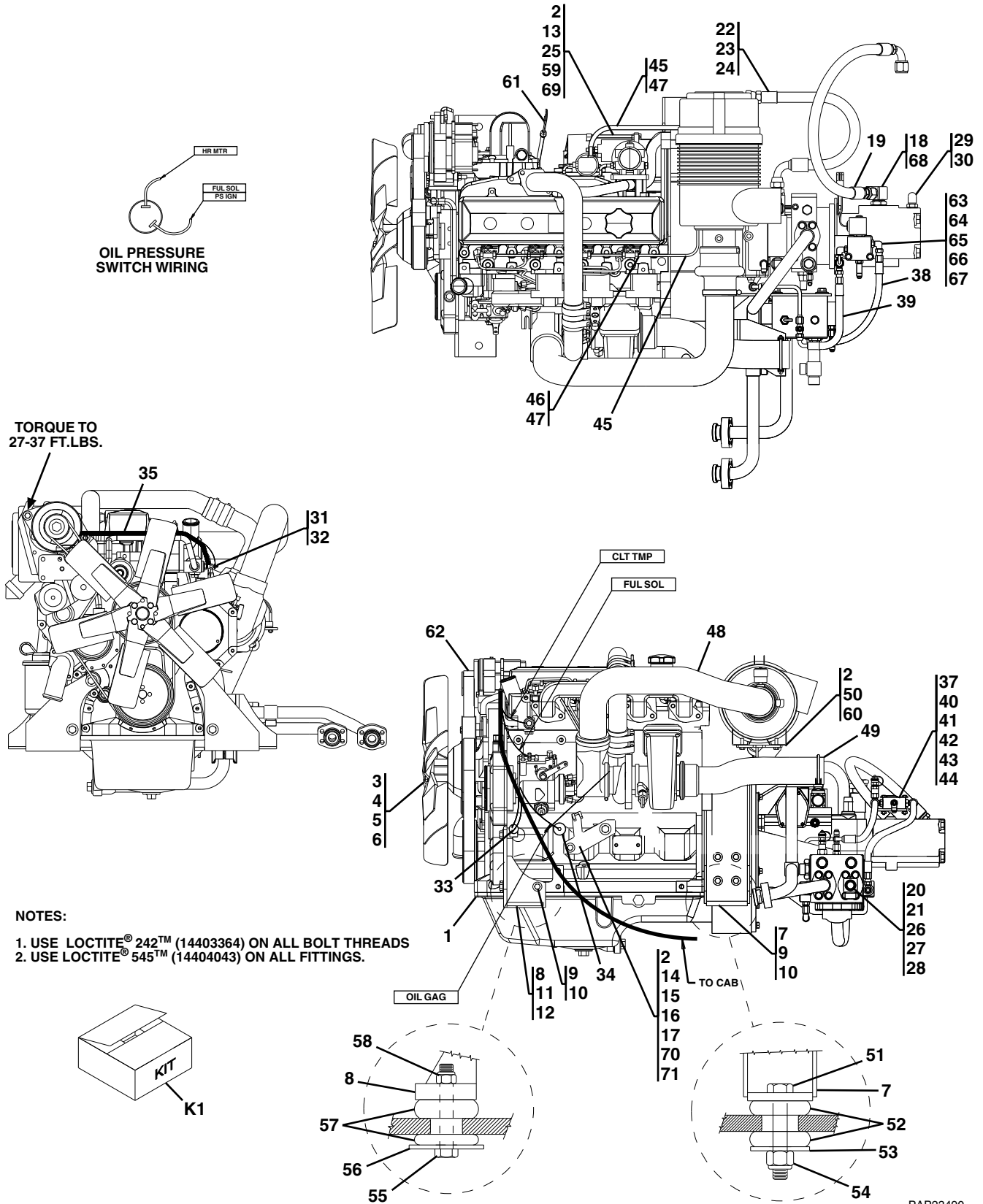
Item	Part Number	Qty.	Description	Rev.
	91415011	1	TURBO OPTION, (includes all items)	1
1		Ref	TURBO ENGINE ASSY, (see Figure 12-2 thru 12-4 for details)	
2		Ref	TURBO RADIATOR ASSY, (see Figure 12-5 for details)	
3		Ref	TURBO EXHAUST & ATTACHING PARTS, (see Figure 12-7 for details)	
4	91343016	1	CAUTION DECAL	
5		Ref	TURBO AIR CLEANER & ATTACHING PARTS, (see Figure 12-6 for details)	



OPTIONS

S/N 0189001 thru 0189345 &
0160000230 thru 0160001775

Figure 12-2 Turbo Engine Assembly, LH View



NOTES:

1. USE LOCTITE® 242™ (14403364) ON ALL BOLT THREADS
2. USE LOCTITE® 545™ (14404043) ON ALL FITTINGS.

PAP23490



Figure 12-2 Turbo Engine Assembly, LH View

Item	Part Number	Qty.	Description	Rev.
	91415012	Ref	TURBO ENGINE ASSEMBLY, (includes items 1 thru 50, 60, 61, 62 & 69 thru 71 on Figure 12-2 & all items on Figure 12-3)	
1		Ref	JOHN DEERE ENGINE, TURBO, (see Figure 12-4 for details)	
2	83191013	6	LOCKWASHER, M10	
3	91403105	1	FAN	
4	91403248	1	FAN SPACER	
5	83191041	4	HEX HD CAPSCREW, M8X1-1/4X70	
6	88561108	4	FLAT WASHER, 5/16	
7	91406032	2	REAR ENGINE MOUNT	
8	91406026	1	LH FRONT ENGINE MOUNT	
	91406027	1	RH FRONT ENGINE MOUNT	
9	83191032	10	HEX HD CAPSCREW, M12X1-3/4X35, (torque to 66-76 lb-ft)	
10	83191010	10	LOCKWASHER, M12	
11	83191043	4	HEX HD CAPSCREW, M16X2X30, (torque to 166-181 lb-ft)	
12	83783030	4	LOCKWASHER, M16	
13	91403160	1	STARTER, (S/N 189001 thru 0189345), (includes item 59)	
	91413104	1	STARTER, (S/N 189346 thru 0160001775), (includes item 59)	
14	91401227	1	ACCELERATOR CABLE BRACKET, (S/N 189001 thru 0160001379)	
	91401060	1	ACCELERATOR CABLE BRACKET, (S/N 0160001388 thru 0160001775)	
15	83191038	1	HEX HD CAPSCREW, M10X1-1/2X20	
16	91403293	1	HEX HD CAPSCREW, M14X2X25	
17	83191014	1	LOCKWASHER, M14	
18	88662429	1	ELBOW, 90 DEGREE, (includes item 68)	
19	84719468	1	HOSE ASSY	
20	91083106	1	O-RING	
21	91403455	1	HYDRAULIC TUBE	
22	2220451	1	CONNECTOR, (includes item 23)	
23	88591207	1	O-RING	
24	84719407	1	HOSE ASSY	
25	83191040	1	SOCKET HD CAPSCREW, M10X1-1/2X30, (torque to 38-48 lb-ft)	
26	83201135	4	HEX HD CAPSCREW, 7/16-14X1-1/2	
27	88551012	4	LOCKWASHER, 7/16	
28	84712738	2	CLAMP HALF	
29	88662059	1	ELBOW, 90 DEGREE, (includes item 30)	
30	88591206	1	O-RING	
31	91143314	1	WATER TEMPERATURE SENDER	
32	91403265	1	ADAPTER FITTING, (includes o-ring)	
33	24741047	1	OIL PRESSURE SWITCH	
34	91143315	1	OIL PRESSURE SENDER	
35	90027187	6	NYLON TIE	
37		Ref	SOLENOID VALVE, (see Figure 9-20 for details)	
38	77133201	1	HOSE ASSY	
39	84719408	1	HOSE ASSY	
40	88201008	2	HEX HD CAPSCREW, 1/4-20X1-3/4, GR5	
41	88501304	2	HEX NUT, 1/4-28	
42	88561002	2	FLAT WASHER, 1/4	
43	88551009	2	LOCKWASHER, 1/4	
44	91401535	1	VALVE BRACKET	
45	82092118	120 in	FUEL LINE	



OPTIONS

S/N 0189001 thru 0189345 &
0160000230 thru 0160001775

Figure 12-2 Turbo Engine Assembly, LH View (Continued)

Item	Part Number	Qty.	Description	Rev.
46	80373025	1	PUSH LOCK FITTING	
47	86883106	2	HOSE CLAMP	
48		Ref	TURBO AIR CLEANER & INSTALLATION, (see Figure 12-6 for details)	
49		Ref	TURBO EXHAUST & INSTALLATION, (see Figure 12-7 for details)	
50	83191027	2	HEX HD CAPSCREW, M10X1-1/2X35	
51	77321274	2	HEX HD CAPSCREW, 7/8-9X5	
52	91333003	2	SHOCK MOUNT	
53	91403137	2	REBOUND WASHER	
54	88521214	2	HEX LOCKNUT, 7/8-9	
55	88201105	2	HEX HD CAPSCREW, 5/8-11X4, GR5	
56	91403138	2	REBOUND WASHER	
57	91333002	2	SHOCK MOUNT	
58	88521010	2	HEX LOCKNUT, 5/8-11	
59	91404274	1	STARTER SOLENOID, (S/N 189001 thru 0189345)	
	91414040	1	STARTER SOLENOID, (S/N 189346 thru 0160001775)	
60	91406118	1	AIR CLEANER BRACKET	
61	91404085	1	DIP STICK	
62	91404086	1	FAN BELT	
63	2220635	1	SWIVEL NUT RUN TEE, 3/8, TUBE	
64	2220473	2	ELBOW, 90 DEGREE, (includes item 65)	
65	88591204	3	O-RING	
66	2220606	1	RUN TEE, (includes item 65)	
67	91143172	1	TEST COUPLING	
68	88591209	1	O-RING	
69	83191062	2	SOCKET HD CAPSCREW, M10X1-1/2X40, (torque to 38-48 lb-ft)	
70	88561007	1	FLAT WASHER, 9/16	
71	80233220	1	FLAT WASHER, M10	
K1	91415035	1	TURBO ENGINE FILTER KIT, (includes all items)	
	91404005	1	OIL FILTER ELEMENT	
	91404004	1	FUEL FILTER	
	80273042	1	AIR FILTER SAFETY ELEMENT	
	80273010	1	AIR FILTER ELEMENT	
	91083218	1	FUEL STRAINER	



Figure 12-2 Turbo Engine Assembly, LH View (Continued)

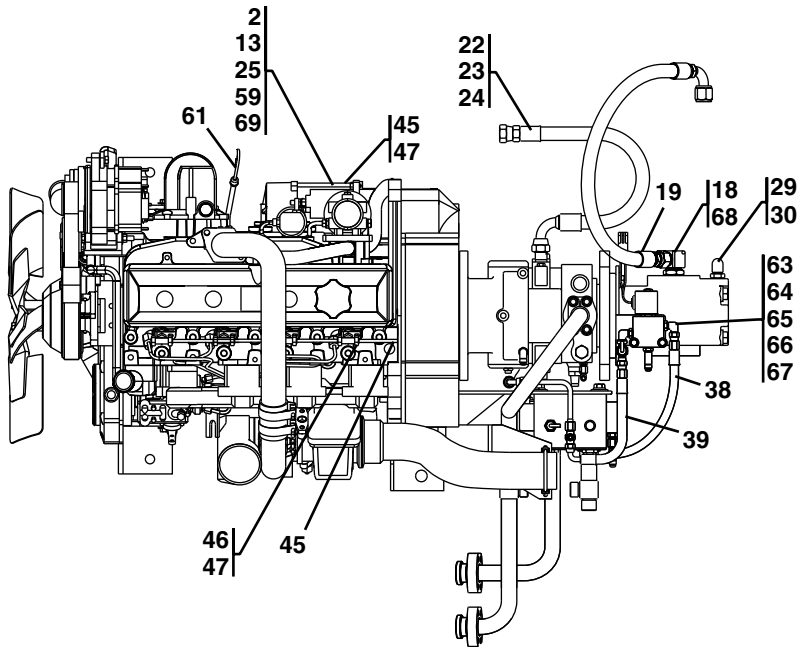
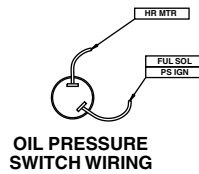
Item	Part Number	Qty.	Description	Rev.



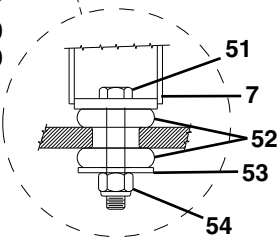
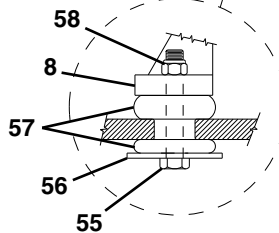
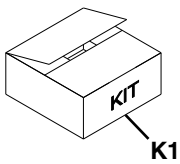
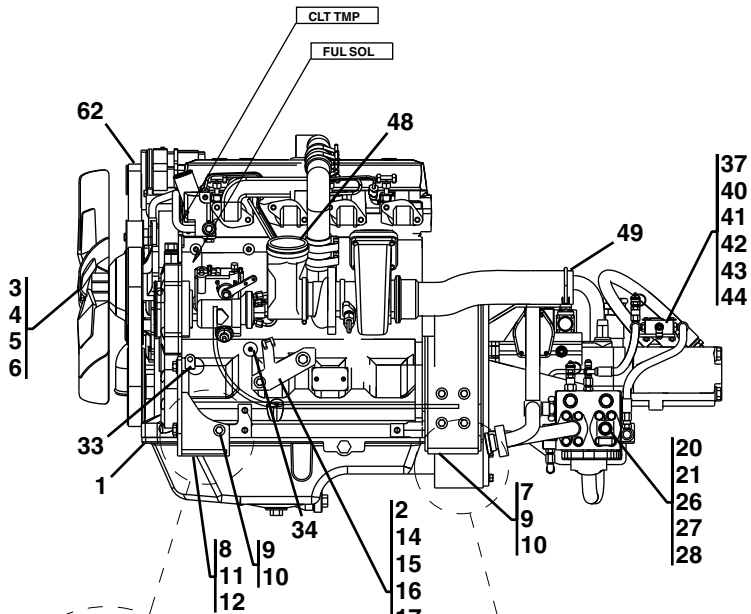
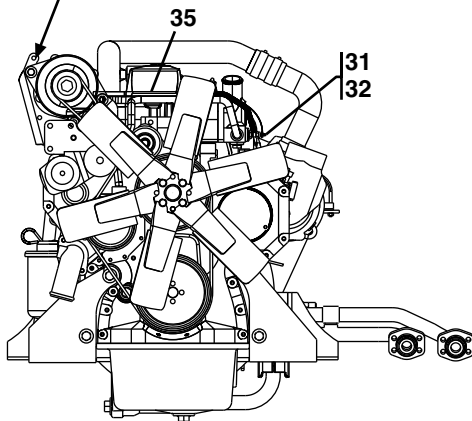
OPTIONS

S/N 0160001921 thru 0160003058
excluding 0160002657

Figure 12-2 Turbo Engine Assembly, LH View



TORQUE TO
27-37 FT.LBS.



NOTES:

1. USE LOCTITE® 242™, 14403364, ON ALL BOLT THREADS
2. USE LOCTITE® 545™, 14404043, ON ALL FITTINGS.
3. AFTER S/N 0160003058, SEE FIGURE 4-1 FOR DETAILS.

PAP23500



Figure 12-2 Turbo Engine Assembly, LH View

Item	Part Number	Qty.	Description	Rev.
	91415012	Ref	TURBO ENGINE ASSY, (includes items 1 thru 50, 60, 61, 62 & 69 on Figure 12-2 & all items on Figure 12-3)	N
1		Ref	JOHN DEERE ENGINE, TURBO, (see Figure 12-4 for details)	
2	83191013	6	LOCKWASHER, M10	
3	91403105	1	FAN	
4	91403248	1	FAN SPACER	
5	83191041	4	HEX HD CAPSCREW, M8X1-1/4X70	
6	88561108	4	FLAT WASHER, 5/16	
7	91406032	2	REAR ENGINE MOUNT	
8	91406026	1	LH FRONT ENGINE MOUNT	
	91406027	1	RH FRONT ENGINE MOUNT	
9	83191032	10	HEX HD CAPSCREW, M12X1-3/4X35, (torque to 66-76 lb-ft)	
10	83191010	10	LOCKWASHER, M12	
11	83191043	4	HEX HD CAPSCREW, M16X2X30, (torque to 166-181 lb-ft)	
12	83783030	4	LOCKWASHER, M16	
13	91413104	1	STARTER, (includes item 59)	
14	91411060	1	ACCELERATOR CABLE BRACKET	
15	83191038	1	HEX HD CAPSCREW, M10X1-1/2X20	
16	91403293	1	HEX HD CAPSCREW, M14X2X25	
17	83191014	1	LOCKWASHER, M14	
18	88662429	1	ELBOW, 90 DEGREE, (includes item 68)	
19	84719468	1	HOSE ASSY	
20	91083106	1	O-RING	
21	91403455	1	HYDRAULIC TUBE	
22	2220451	1	CONNECTOR, (includes item 23)	
23	88591207	1	O-RING	
24	84719407	1	HOSE ASSY	
25	83191040	1	SOCKET HD CAPSCREW, M10X1-1/2X30, (torque to 38-48 lb-ft)	
26	83201135	4	HEX HD CAPSCREW, 7/16-14X1-1/2	
27	88551012	4	LOCKWASHER, 7/16	
28	84712738	2	CLAMP HALF	
29	88662059	1	ELBOW, 90 DEGREE, (includes item 30)	
30	88591206	1	O-RING	
31	91143314	1	WATER TEMPERATURE SENDER	
32	91403265	1	ADAPTER FITTING, (includes o-ring)	
33	24741047	1	OIL PRESSURE SWITCH	
34	91143315	1	OIL PRESSURE SENDER	
35	90027187	6	NYLON TIE	
37		Ref	SOLENOID VALVE, (see Figure 9-20 for details)	
38	77133201	1	HOSE ASSY	
39	84719408	1	HOSE ASSY	
40	88201008	2	HEX HD CAPSCREW, 1/4-20X1-3/4, GR5	
41	88501304	2	HEX NUT, 1/4-28	
42	88561002	2	FLAT WASHER, 1/4	
43	88551009	2	LOCKWASHER, 1/4	
44	91401535	1	VALVE BRACKET	
45	82092118	120 in	FUEL LINE	
46	80373025	1	PUSH LOCK FITTING	
47	86883106	2	HOSE CLAMP	



OPTIONS

S/N 0160001921 thru 0160003058
excluding 0160002657

Figure 12-2 Turbo Engine Assembly, LH View (Continued)

Item	Part Number	Qty.	Description	Rev.
48		Ref	TURBO AIR CLEANER & INSTALLATION, (see Figure 12-6 for details)	
49		Ref	TURBO EXHAUST & INSTALLATION, (see Figure 12-7 for details)	
50	88561007	1	FLAT WASHER, 9/16	
51	77321274	2	HEX HD CAPSCREW, 7/8-9X5	
52	91333003	2	SHOCK MOUNT	
53	91403137	2	REBOUND WASHER	
54	88521214	2	HEX LOCKNUT, 7/8-9	
55	88201105	2	HEX HD CAPSCREW, 5/8-11X4, GR5	
56	91403138	2	REBOUND WASHER	
57	91333002	2	SHOCK MOUNT	
58	88521010	2	HEX LOCKNUT, 5/8-11	
59	91414040	1	STARTER SOLENOID	
60	80233220	1	FLAT WASHER, M10	
61	91404085	1	DIP STICK	
62	91404086	1	FAN BELT	
63	2220635	1	SWIVEL NUT RUN TEE, 3/8, TUBE	
64	2220473	2	ELBOW, 90 DEGREE, (includes item 65)	
65	88591204	3	O-RING	
66	2220606	1	RUN TEE, (includes item 65)	
67	91143172	1	TEST COUPLING	
68	88591209	1	O-RING	
69	83191062	2	SOCKET HD CAPSCREW, M10X1-1/2X40, (torque to 38-48 lb-ft)	
K1	91415064	1	TURBO ENGINE FILTER KIT, (includes all items)	C
	91404005	1	OIL FILTER ELEMENT	
	91404004	1	FUEL FILTER	
	1101313	1	AIR FILTER SAFETY ELEMENT	
	1101312	1	AIR FILTER ELEMENT	
	91083218	1	FUEL STRAINER	



Figure 12-2 Turbo Engine Assembly, LH View (Continued)

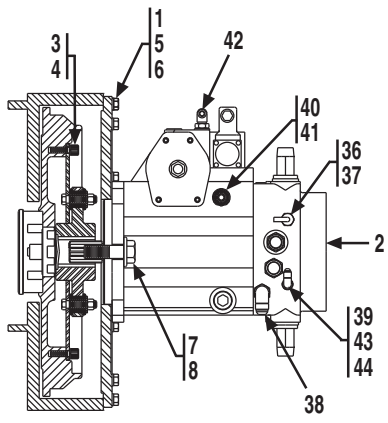
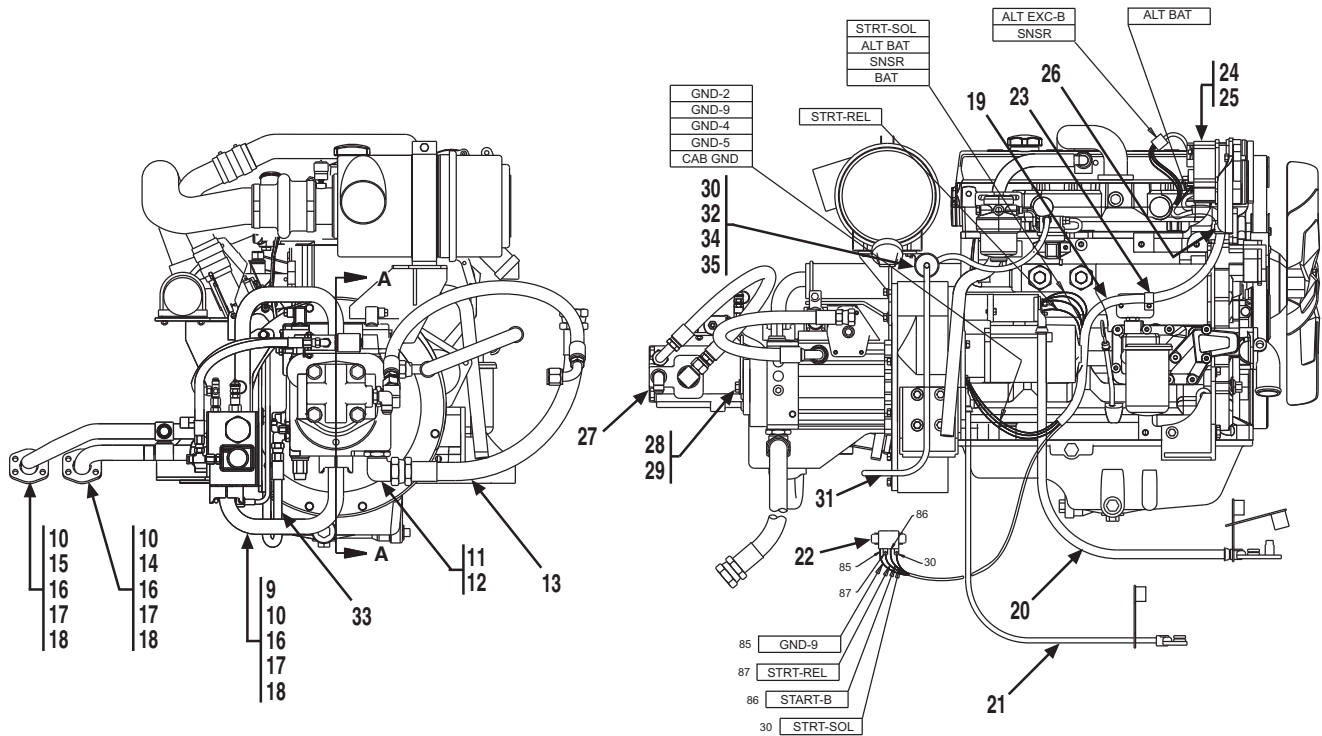
Item	Part Number	Qty.	Description	Rev.



OPTIONS

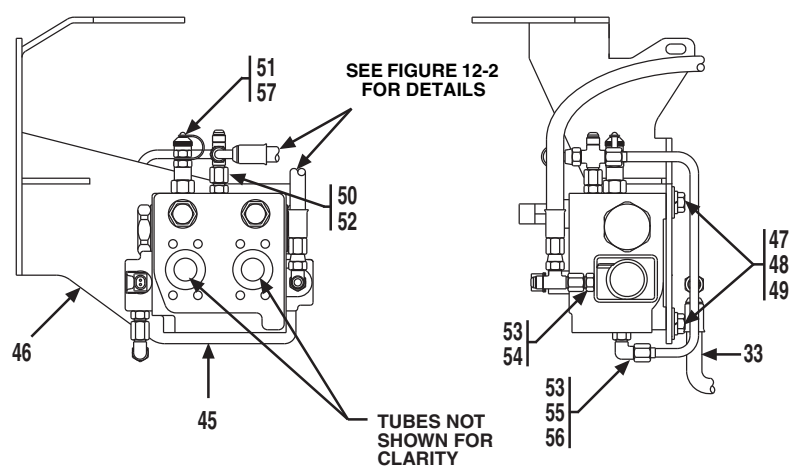
S/N 0189001 thru 0189345 &
0160000230 thru 0160001775

Figure 12-3 Turbo Engine Assembly, RH View



SECTION A-A

VIEW OF TRACTION LOCK VALVE WITH ENGINE REMOVED FOR CLARITY



- NOTES:
1. USE LOCTITE® 242™, 14403364, ON ALL BOLT THREADS
 2. USE LOCTITE® 545™, 14404043, ON ALL FITTINGS.



Figure 12-3 Turbo Engine Assembly, RH View

Item	Part Number	Qty.	Description	Rev.
	91415012	Ref	TURBO ENGINE ASSY, (includes items 1 thru 50, 60, 61, 62 & 69 thru 71 on Figure 12-2 & all items on Figure 12-3)	
1	91163011	1	PUMP MOUNT & COUPLING	
2		Ref	HYDROSTATIC TRANSMISSION, (see Figure 9-8 for details)	
3	88211068	8	SOCKET HD CAPSCREW, 3/8-16X5/8, GR8, (torque to 40-45 lb-ft)	
4	88551011	8	LOCKWASHER, 3/8	
5	83191006	7	HEX HD CAPSCREW, M10X1-1/2X40, (torque to 38-48 lb-ft)	
6	83191013	7	LOCKWASHER, M10	
7	88201112	2	HEX HD CAPSCREW, 3/4-10X2-1/4, GR5, (torque to 240-265 lb-ft)	
8	90027473	2	HARDENED WASHER, 3/4	
9	91403454	1	HYDRAULIC TUBE	
10	91083106	4	O-RING	
11	88662070	1	ELBOW, 90 DEGREE, (includes item 12)	
12	88591210	1	O-RING	
13	84719593	1	HOSE ASSY	
14	91403556	1	HYDRAULIC TUBE	
15	91413005	1	HYDRAULIC TUBE	
16	83201135	16	HEX HD CAPSCREW, 7/16-14X1-1/2	
17	88551012	16	LOCKWASHER, 7/16	
18	84712738	8	CLAMP HALF	
19	91403457	1	WIRING HARNESS	
20		Ref	POSITIVE BATTERY CABLE, (see Figure 10-1 for details)	
21		Ref	NEGATIVE BATTERY CABLE, (see Figure 10-1 for details)	
22	77383377	1	STARTER RELAY	
23	85941017	1	SUPPORT CLAMP	
24	91343222	1	ALTERNATOR, (includes item 25)	
25	91083504	1	REGULATOR	
26	24431386	1	SUPPORT CLAMP	
27		Ref	HYDRAULIC PUMP, (see Figure 9-9 for details)	
28	88201066	2	HEX HD CAPSCREW, 1/2-13X1-1/4, GR5, (torque to 68-78 lb-ft)	
29	90027471	2	HARDENED WASHER, 1/2	
30	91083218	1	FUEL STRAINER	
31	82092118	89 in	FUEL LINE	
32	90028660	1	SUPPORT CLAMP	
33	84719163	1	HOSE ASSY	
34	88561003	1	FLAT WASHER, 5/16	
35	86883106	2	HOSE CLAMP	
36	91053020	1	MINI-CHECK, (includes item 37)	
37	91054002	1	VITON O-RING, (lubricate lightly)	
38	91083222	1	ELBOW, 90 DEGREE, (swivel nut)	
39	88662103	1	ELBOW, 90 DEGREE, (swivel nut)	
40	2220371	1	CONNECTOR, (includes item 41)	
41	88591204	1	O-RING	
42	90027906	2	ELBOW, 90 DEGREE	
43	2220415	1	CONNECTOR, (includes item 44)	
44	88591202	1	O-RING	
45		Ref	TRACTION LOCK VALVE, (see Figure 9-14 for details)	
46	91406112	1	FLOW DIVIDER BRACKET	
47	88201065	2	HEX HD CAPSCREW, 1/2-13X1, GR5	



OPTIONS

S/N 0189001 thru 0189345 &
0160000230 thru 0160001775

Figure 12-3 Turbo Engine Assembly, RH View (Continued)

Item	Part Number	Qty.	Description	Rev.
48	88551013	2	LOCKWASHER, 1/2	
49	88561006	2	FLAT WASHER, 1/2	
50	91403523	1	SPECIAL FITTING	
51	83763056	1	VITON O-RING, (lubricate lightly)	
52	2220497	1	STRAIGHT THREAD CONNECTOR	
53	2220371	2	CONNECTOR, (includes item 54)	
54	88591204	2	O-RING	
55	88662105	1	ELBOW, 90 DEGREE, (swivel nut)	
56	91163098	1	TUBE ASSY	
57	77133089	1	MINI-CHECK, (includes item 51)	



Figure 12-3 Turbo Engine Assembly, RH View (Continued)

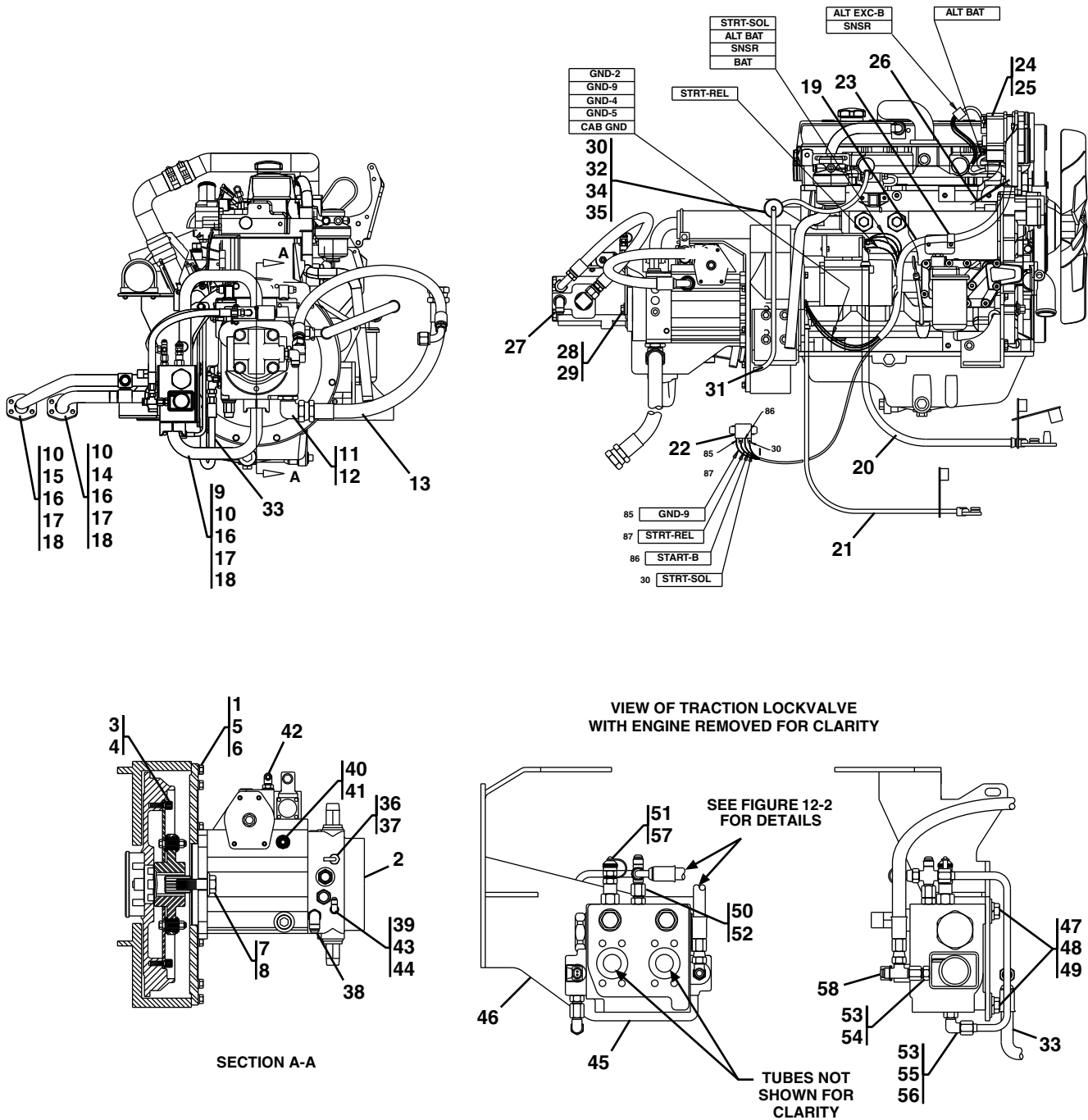
Item	Part Number	Qty.	Description	Rev.



OPTIONS

S/N 0160001921 thru 0160003058
excluding 0160002657

Figure 12-3 Turbo Engine Assembly, RH View



NOTES:

1. USE LOCTITE® 242™, 14403364, ON ALL BOLT THREADS
2. USE LOCTITE® 545™, 14404043, ON ALL FITTINGS.
3. AFTER S/N 0160003058, SEE FIGURE 4-2 FOR DETAILS.

PAP23510



Figure 12-3 Turbo Engine Assembly, RH View

Item	Part Number	Qty.	Description	Rev.
	91415012	Ref	TURBO ENGINE ASSY, (includes items 1 thru 50, 60, 61, 62 & 69 on Figure 12-2 & all items on Figure 12-3)	N
1	91163011	1	PUMP MOUNT & COUPLING	
2		Ref	HYDROSTATIC TRANSMISSION, (see Figure 9-8 for details)	
3	88211068	8	SOCKET HD CAPSCREW, 3/8-16X5/8, GR8, (torque to 40-45 lb-ft)	
4	88551011	8	LOCKWASHER, 3/8	
5	83191006	7	HEX HD CAPSCREW, M10X1-1/2X40, (torque to 38-48 lb-ft)	
6	83191013	7	LOCKWASHER, M10	
7	88201112	2	HEX HD CAPSCREW, 3/4-10X2-1/4, GR5, (torque to 240-265 lb-ft)	
8	90027473	2	HARDENED WASHER, 3/4	
9	91403454	1	HYDRAULIC TUBE	
10	91083106	4	O-RING	
11	88662070	1	ELBOW, 90 DEGREE, (includes item 12)	
12	88591210	1	O-RING	
13	84719593	1	HOSE ASSY	
14	91403556	1	HYDRAULIC TUBE	
15	91413005	1	HYDRAULIC TUBE	
16	83201135	16	HEX HD CAPSCREW, 7/16-14X1-1/2	
17	88551012	16	LOCKWASHER, 7/16	
18	84712738	8	CLAMP HALF	
19		Ref	WIRING HARNESS, (see Figure 10-2 for details)	
20		Ref	POSITIVE BATTERY CABLE, (see Figure 10-1 for details)	
21		Ref	NEGATIVE BATTERY CABLE, (see Figure 10-1 for details)	
22	77383377	1	STARTER RELAY	
23	85941017	1	SUPPORT CLAMP	
24	1001108293	1	ALTERNATOR, (includes item 25)	
25	1001108291	1	REGULATOR	
26	24431386	1	SUPPORT CLAMP	
27		Ref	HYDRAULIC PUMP, (see Figure 9-9 for details)	
28	88201066	2	HEX HD CAPSCREW, 1/2-13X1-1/4, GR5, (torque to 68-78 lb-ft)	
29	90027471	2	HARDENED WASHER, 1/2	
30	91083218	1	FUEL STRAINER	
31	82092118	89 in	FUEL LINE	
32	90028660	1	SUPPORT CLAMP	
33	84719163	1	HOSE ASSY	
34	88561003	1	FLAT WASHER, 5/16	
35	86883106	2	HOSE CLAMP	
36	91053020	1	MINI-CHECK, (includes item 37)	
37	91054002	1	VITON O-RING, (lubricate lightly)	
38	91083222	1	ELBOW, 90 DEGREE, (swivel nut)	
39	88662103	1	ELBOW, 90 DEGREE, (swivel nut)	
40	2220371	1	CONNECTOR, (includes item 41)	
41	88591204	1	O-RING	
42	90027906	2	ELBOW, 90 DEGREE	
43	2220415	1	CONNECTOR, (includes item 44)	
44	88591202	1	O-RING	
45		Ref	TRACTION LOCK VALVE, (see Figure 9-14 for details)	
46	91406112	1	FLOW DIVIDER BRACKET	
47	88201065	2	HEX HD CAPSCREW, 1/2-13X1, GR5	



OPTIONS

S/N 0160001921 thru 0160003058
excluding 0160002657

Figure 12-3 Turbo Engine Assembly, RH View (Continued)

Item	Part Number	Qty.	Description	Rev.
48	88551013	2	LOCKWASHER, 1/2	
49	88561006	2	FLAT WASHER, 1/2	
50	91403523	1	SPECIAL FITTING	
51	83763056	1	VITON O-RING, (lubricate lightly)	
52	2220497	1	STRAIGHT THREAD CONNECTOR	
53	2220371	2	CONNECTOR, (includes item 54)	
54	88591204	2	O-RING	
55	88662105	1	ELBOW, 90 DEGREE, (swivel nut)	
56	91163098	1	TUBE ASSY	
57	77133089	1	MINI-CHECK, (includes item 51)	
58	2220635	1	SWIVEL NUT RUN TEE, 3/8, TUBE	



Figure 12-3 Turbo Engine Assembly, RH View (Continued)

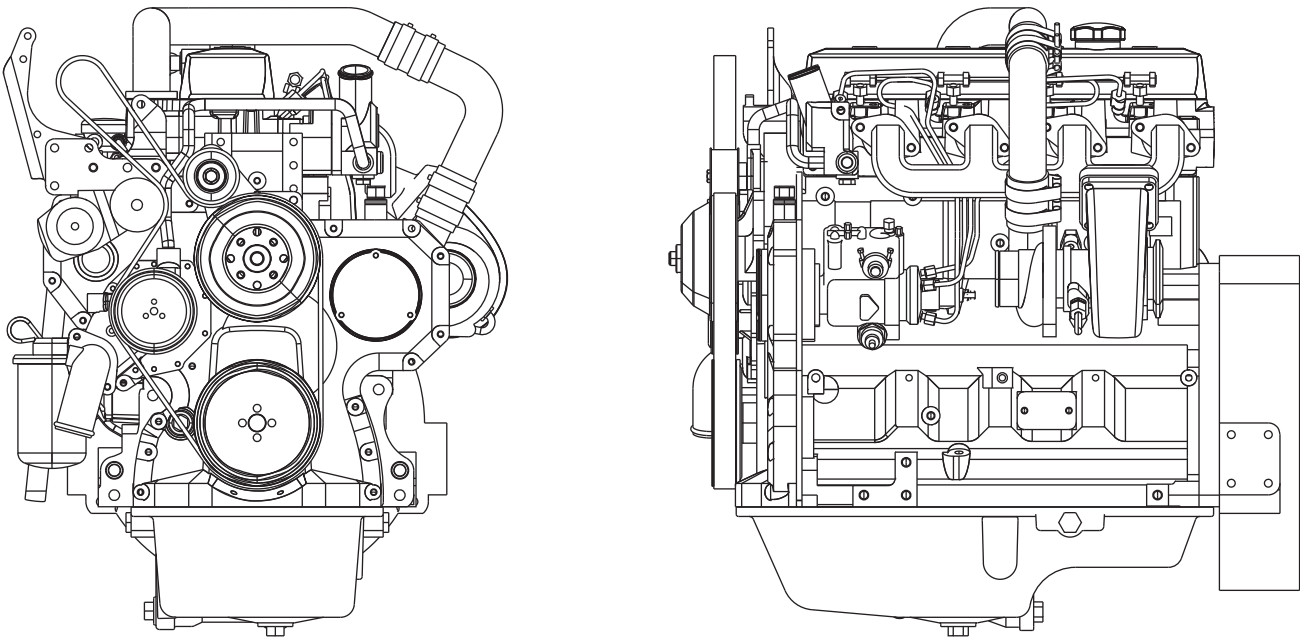
Item	Part Number	Qty.	Description	Rev.



OPTIONS

S/N 0189001 thru 0189345 &
016000230 thru 0160003058
excluding 0160002657

Figure 12-4 John Deere Turbo Engine



NOTE:

AFTER S/N 0160003058, SEE FIGURE 4-3 FOR DETAILS.



Figure 12-4 John Deere Turbo Engine

Item	Part Number	Qty.	Description	Rev.
	91403014	1	JOHN DEERE ENGINE, TURBO, (includes all items)	F
	91404219	1	GASKET KIT OVERHAUL	
	91404220	1	ENGINE CYLINDER HEAD GASKET	
	91404221	1	BOLT, BELT TENSIONER	
	91404222	1	SCREW, BELT TENSIONER	
	91404223	1	SHEAVE, BELT TENSIONER	
	91404265	1	GASKET	
	91404266	2	O-RING	
	91404267	1	GASKET	
	91404268	1	HYDRAULIC HOSE	
	91404269	1	TURBOCHARGER	
	91404224	1	OIL COOLER	
	91404225	1	GASKET, OIL COOLER	
	91404226	1	GASKET, OIL COOLER	
	91404227	2	O-RING, OIL COOLER	
	91404228	2	O-RING, OIL COOLER	
	91404230	1	KIT, WATER PUMP REPAIR	
	91404231	1	SEAL KIT, FRONT MAIN SEAL	
	91404232	1	GASKET, WATER PUMP	
	91404233	1	WATER PUMP	
	70024392	1	PULLEY, WATER PUMP	
	91404234	4	GASKET, EXHAUST MANIFOLD	
	91404235	1	FAN PULLEY	
	91404236	1	SCREW, FAN PULLEY	
	91404237	1	SPACER, FAN PULLEY	
	91404238	1	SLEEVE, FAN PULLEY	
	91404239	1	BEARING HOUSING WITH BEARING	
	7026927	1	GASKET, THERMOSTAT	
	91404241	3	PLUG, OIL PAN	
	91404242	1	GASKET, OIL PAN	
	91404243	2	O-RING, OIL DRAIN	
	91404270	1	WASHER, INJECTOR	
	91404248	1	SLEEVE, INJECTOR	
	91404271	1	PACKING, INJECTOR	
	91404272	1	INJECTION NOZZLE	
	91404273	1	PLUG, INJECTOR	
	91404250	1	FLYWHEEL WITH GEAR RING	
	91404251	1	SEAL, REAR MAIN	
	91404252	1	PULLEY, MAIN	
	91404253	2	GASKET, OIL FILTER	
	91404254	1	PACKING, VALVE COVER NUT	
	91404255	1	PACKING, FILLER CAP	
	91404256	4	PLUG, VALVE COVER	
	91404257	1	GASKET, VALVE COVER	
	91404258	1	FILLER CAP, VALVE COVER	
	91404259	4	O-RING, VALVE COVER	
	91404260	1	COOLANT, PRE-MIX, (2.5 gal)	
	91404261	1	COOLANT CONDITIONER	
	91404262	1	FUEL TRANSFER PUMP	



OPTIONS

S/N 0189001 thru 0189345 &
0160000230 thru 0160003058
excluding 0160002657

Figure 12-4 John Deere Turbo Engine (Continued)

Item	Part Number	Qty.	Description	Rev.
	91404263	1	THERMOSTAT	
	91404264	1	THERMOSTAT COVER SEAL	
	70023826	1	ELBOW FITTING, (connects lower radiator hose to the water pump)	
	91404229	1	O-RING, WATER PUMP INLET	
	70023426	1	BOLT, M8X25, (top bolt for mounting elbow fitting to water pump)	
	91474499	1	BOLT, M8X65, (bottom bolt for mounting elbow fitting to water pump)	

S/N 0189001 thru 0189345 &
0160000230 thru 0160003058
excluding 0160002657

OPTIONS



Figure 12-4 John Deere Turbo Engine (Continued)

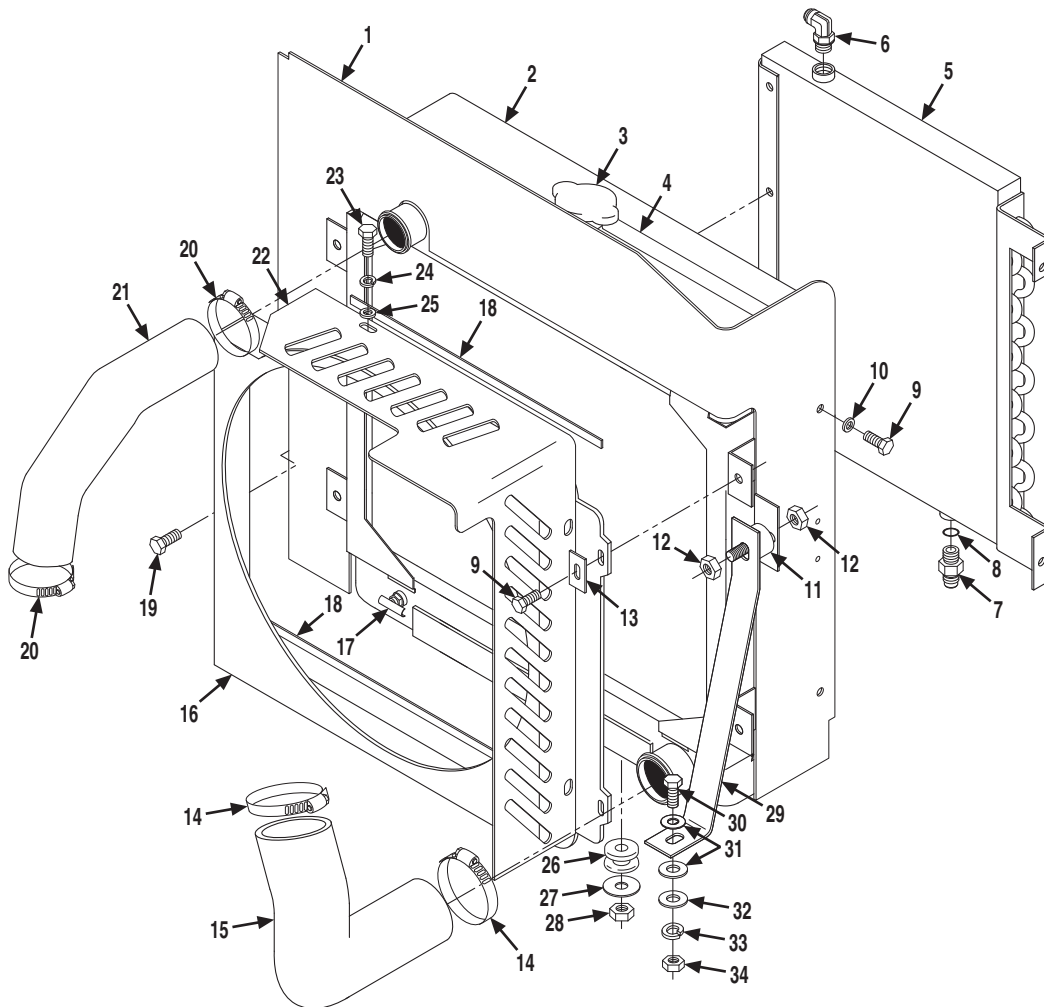
Item	Part Number	Qty.	Description	Rev.



OPTIONS

S/N 0189001 thru 0189345 &
016000230 thru 0160003058
excluding 0160002657

Figure 12-5 Turbo Radiator Assembly



NOTE:

AFTER S/N 0160003058, SEE FIGURE 4-5 FOR DETAILS.



Figure 12-5 Turbo Radiator Assembly

Item	Part Number	Qty.	Description	Rev.
	91405010	1	RADIATOR ASSY, (includes items 1 thru 21)	
1	91403403	1	AIR DAM	
2	91403142	1	RADIATOR, (includes items 3 & 4)	
3	91404008	1	RADIATOR CAP, 10 PSI	
4	NSS	38 in	OVERFLOW HOSE	
5	91403086	1	OIL COOLER	
6	83291198	1	ELBOW, 90 DEGREE	
7	2220376	1	CONNECTOR, (includes item 8)	
8	88591207	1	O-RING	
9	77143003	6	WHIZ-LOCK SCREW, 5/16-18X5/8	
10	88561003	2	FLAT WASHER, 5/16	
11	91033137	2	SHOCK MOUNT	
12	77143006	4	WHIZ-LOCKNUT, 5/16-18	
13	91143348	4	CLAMP BAR	
14	86883327	2	HOSE CLAMP	
15	91403096	1	LOWER RADIATOR HOSE	
16	91406090	1	FAN SHROUD	
17	84521056	1	DRAIN COCK	
18	90200755	38 in	GASKA-TAPE	
19	91123124	4	WHIZ-LOCK SCREW, 5/16-18X1/2	
20	85071128	2	HOSE CLAMP	
21	91403095	1	UPPER RADIATOR HOSE	
22	91401233	1	FAN GUARD	
23	88201017	3	HEX HD CAPSCREW, 5/16-18X5/8, GR5	
24	88551010	3	LOCKWASHER, 5/16	
25	88561108	3	FLAT WASHER, 5/16	
26	83683308	2	SHOCK MOUNT	
27	90205918	2	SPECIAL WASHER	
28	88521206	2	HEX LOCKNUT, 3/8-16	
29	91471108	1	RADIATOR SUPPORT BRACKET	
30	88201036	1	HEX HD CAPSCREW, 3/8-16X1-1/4, GR5	
31	88561004	2	FLAT WASHER, 3/8	
32	90027470	1	HARDENED WASHER, 3/8	
33	88551011	1	LOCKWASHER, 3/8	
34	88501006	1	HEX NUT, 3/8-16	



OPTIONS

S/N 0189001 thru 0189345 &
0160000230 thru 0160001775

Figure 12-6 Turbo Air Cleaner & Installation

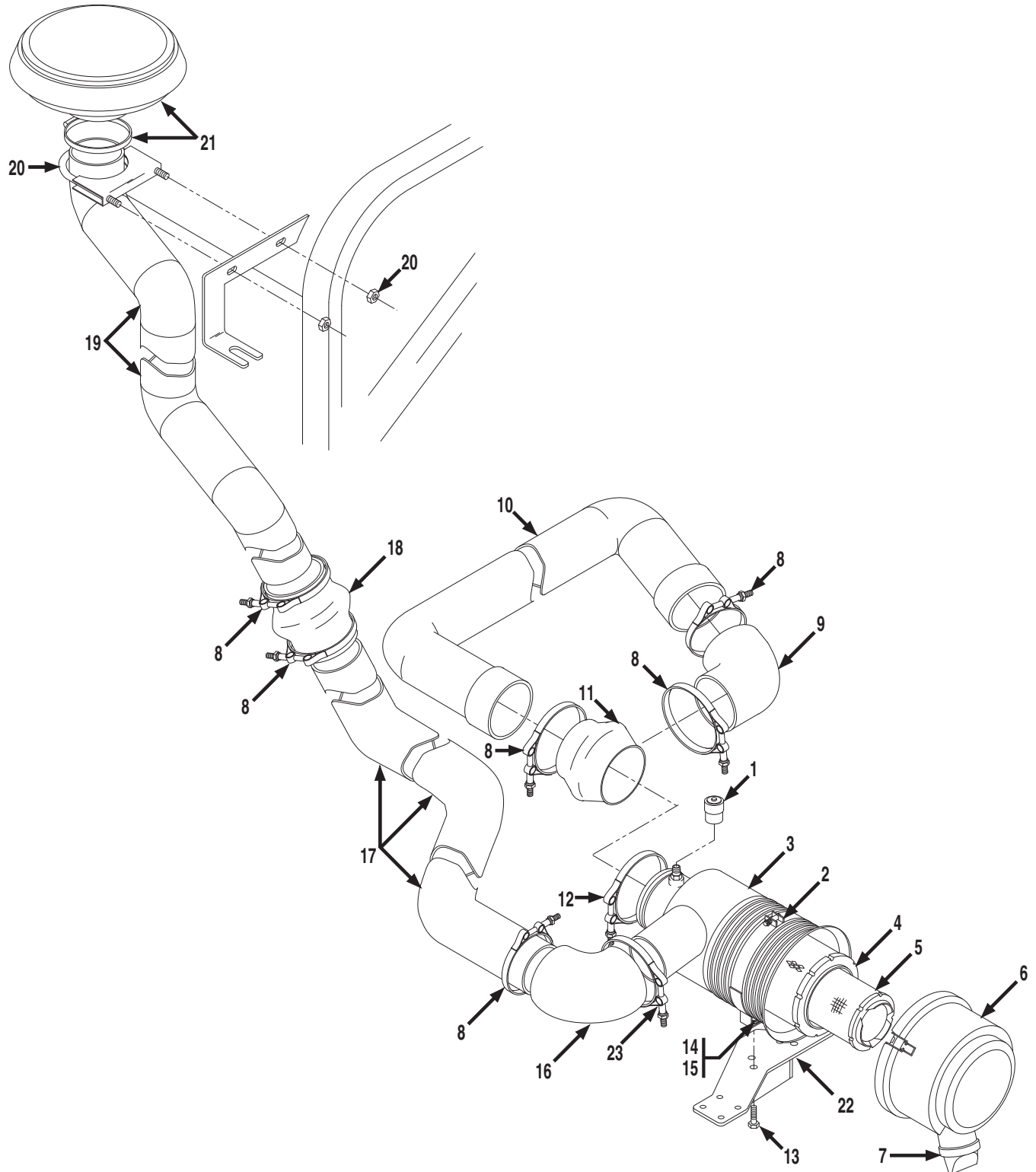




Figure 12-6 Turbo Air Cleaner & Installation

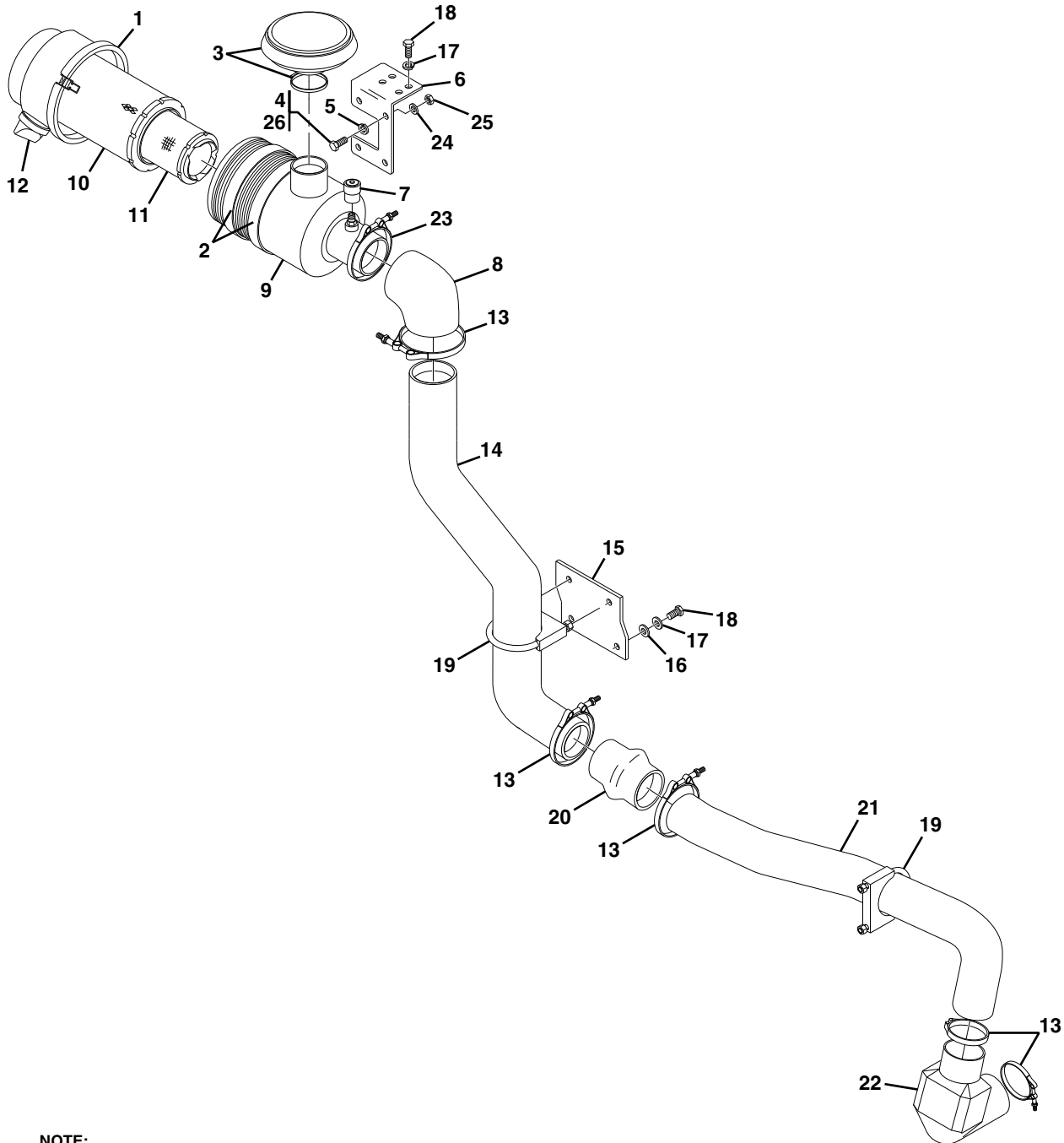
Item	Part Number	Qty.	Description	Rev.
	91405029	Ref	TURBO AIR CLEANER ASSY, (includes items 1 thru 3)	D
1	83671475	1	INDICATOR	
2	80273011	1	BAND CLAMP	
3	10733141	1	AIR CLEANER, (includes items 4 thru 7)	
4	80273010	1	ELEMENT, (outer)	
5	80273042	1	ELEMENT, (inner)	
6	80274004	1	COVER ASSY	
7	10733183	1	VACUATOR	
8	91163129	7	BAND CLAMP	
9	91083126	1	RUBBER ELBOW, 90 DEGREE	
10	91403118	1	AIR INTAKE TUBE	
11	91403239	1	STRAIGHT HUMP	
12	91163137	1	HOSE CLAMP	
13	88201020	2	HEX HD CAPSCREW, 5/16-18X1, GR5	
14	88521205	2	HEX LOCKNUT, 5/16-18	
15	88561108	1	FLAT WASHER, 5/16	
16	91083129	1	RUBBER ELBOW, 90 DEGREE	
17	91413054	1	AIR INTAKE TUBE	
18	91403244	1	STRAIGHT HUMP	
19	91403515	1	AIR INTAKE TUBE	
20	24921332	1	MUFFLER CLAMP	
21	91403512	1	AIR INTAKE HOOD, (includes clamp)	
22		Ref	BRACKET, (see Figure 12-2 for details)	
23	91413025	1	BAND CLAMP	



OPTIONS

S/N 0160001921 thru 0160003058
excluding 0160002657

Figure 12-6 Turbo Air Cleaner & Installation



NOTE:

AFTER S/N 0160003058, SEE FIGURE 4-6 FOR DETAILS.

PAP21970



Figure 12-6 Turbo Air Cleaner & Installation

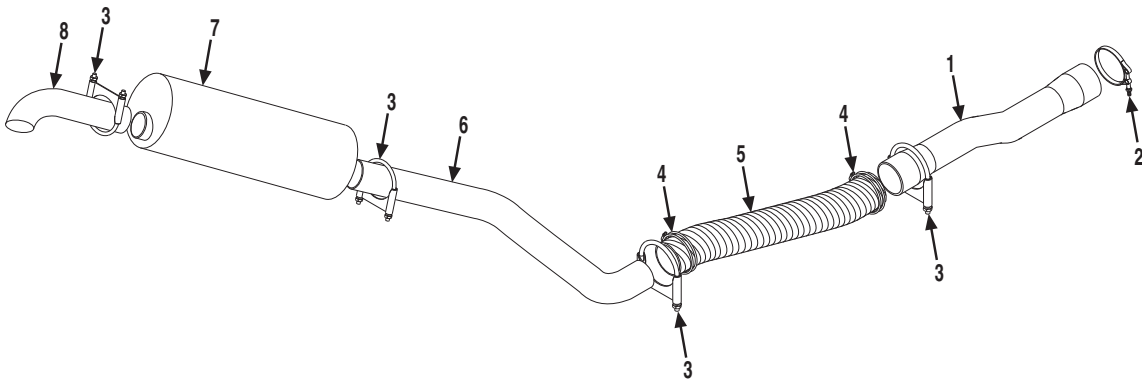
Item	Part Number	Qty.	Description	Rev.
	91515041	Ref	AIR CLEANER INSTALLATION, (not available to order, see items 1 thru 12 for service)	B
1	91364023	1	COVER ASSY	
2	10268516	2	MOUNTING BAND	
3	8273257	1	AIR INLET HOOD, (includes clamp)	
4	88201021	4	HEX HD CAPSCREW, 5/16-18X1-1/4, GR5	
5	88551010	4	LOCKWASHER, 5/16	
6	91511144	1	MOUNTING BRACKET	
7	77383154	1	SERVICE INDICATOR	
8	91153007	1	ELBOW, 90 DEGREE	
9	8273029	1	AIR CLEANER, (includes items 1 & 10 thru 12)	
10	1101312	1	OUTER ELEMENT	
11	1101313	1	INNER ELEMENT	
12	80373094	1	VACUATOR	
13	91163129	5	BAND CLAMP	
14	91473104	1	AIR INTAKE TUBE	
15	91471133	1	INTAKE SUPPORT BRACKET	
16	88561004	2	FLAT WASHER, 3/8	
17	88551011	4	LOCKWASHER, 3/8	
18	88201033	4	HEX HD CAPSCREW, 3/8-16X3/4, GR5	
19	24921332	2	CLAMP	
20	91403244	1	STRAIGHT HUMP	
21	91473103	1	AIR INTAKE TUBE	
22	91083126	1	AIR INTAKE ELBOW	
23	77383790	1	BAND CLAMP	
24	88561108	4	FLAT WASHER, 5/16	
25	77143006	4	WHIZ-LOCKNUT, 5/16-18	
26	0100011	AR	LOCTITE® 242™	



OPTIONS

S/N 0189001 thru 0189345 &
0160000230 thru 0160003058
excluding 0160002657

Figure 12-7 Turbo Exhaust Installation



NOTE:

AFTER S/N 0160003058, SEE FIGURE 4-6 FOR DETAILS

S/N 0189001 thru 0189345 &
0160000230 thru 0160003058
excluding 0160002657

OPTIONS



Figure 12-7 Turbo Exhaust Installation

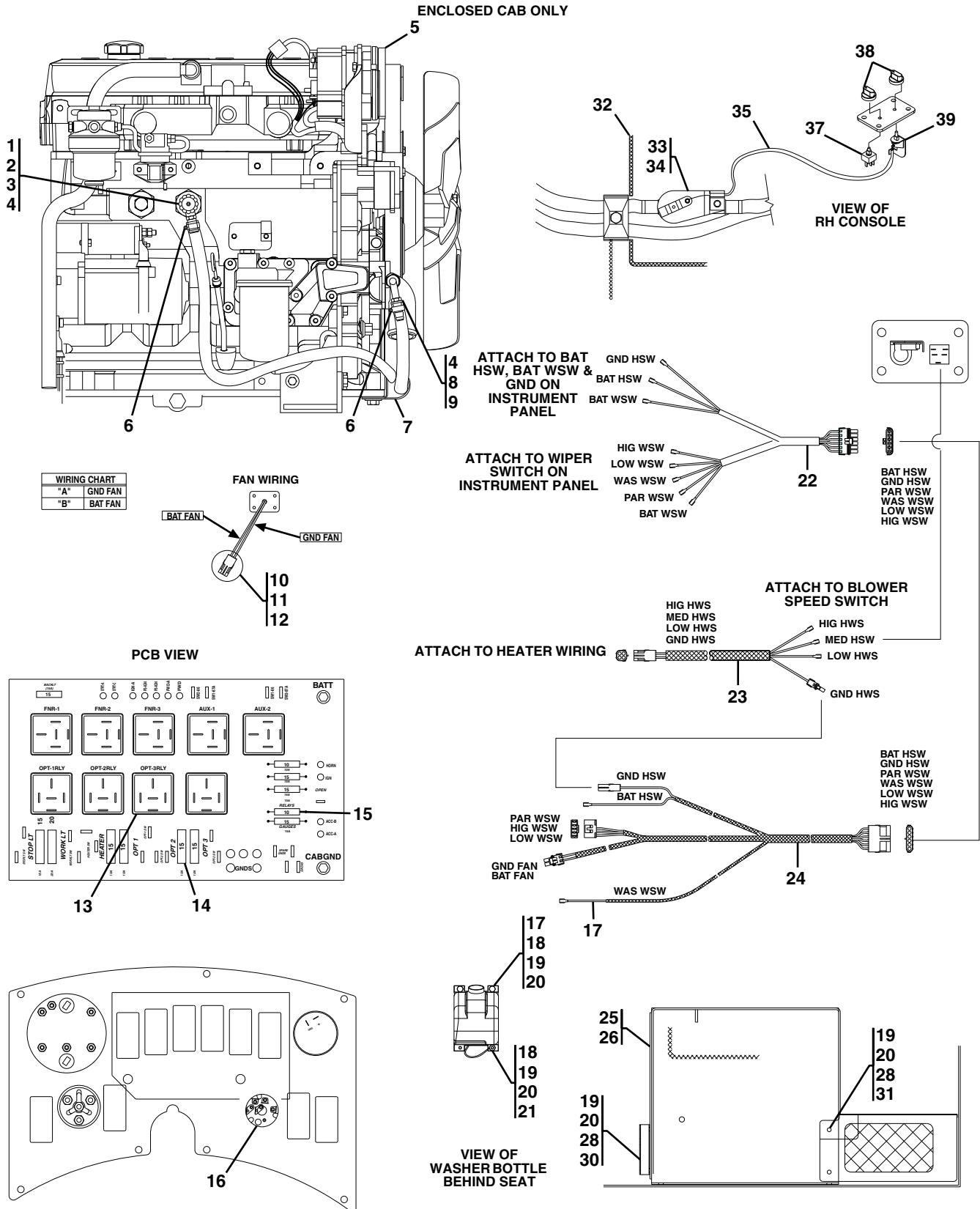
Item	Part Number	Qty.	Description	Rev.
1	91403485	1	EXHAUST TUBE	
2	91403216	1	V-BAND CLAMP	
3	24921332	4	MUFFLER CLAMP	
4	91403601	2	FLEXIBLE TUBE CLAMP	
5	91413030	1	FLEXIBLE TUBING	
6	91403511	1	EXHAUST TUBE	
7	91163035	1	MUFFLER	
8	91403489	1	TAIL PIPE	



OPTIONS

S/N 0189001 thru 0189345 &
0160000230 thru 0160015436

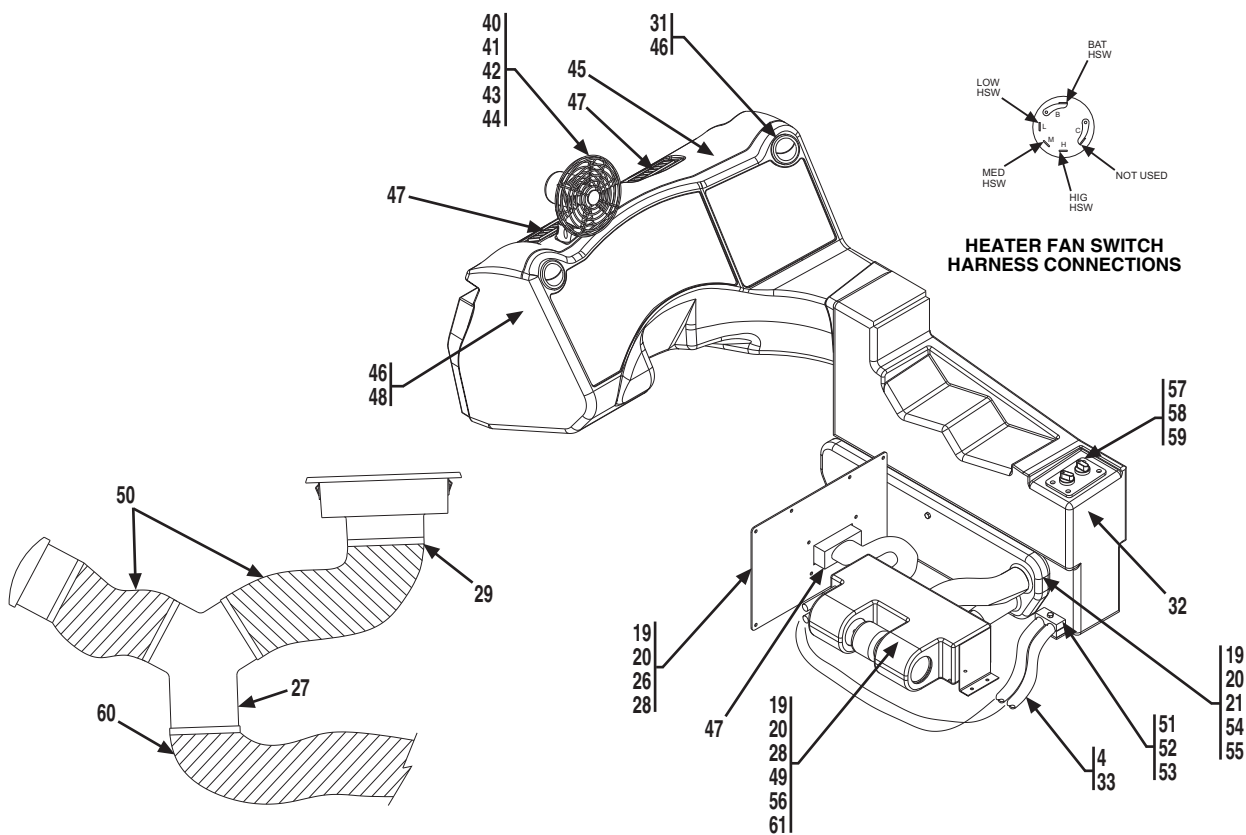
Figure 12-8 Heater Option Assembly



PAP23460



Figure 12-8 Heater Option Assembly (Continued)





OPTIONS

S/N 0189001 thru 0189345 &
0160000230 thru 0160015436

Figure 12-8 Heater Option Assembly

Item	Part Number	Qty.	Description	Rev.
	91405056	1	HEATER OPTION ASSY WITH STANDARD SEAT, (includes items 1 thru 55 & 57 thru 60)	K
	91415046	1	HEATER OPTION ASSY WITH SUSPENSION SEAT, (includes items 1 thru 55 & 57 thru 60)	D
1	80373046	1	FITTING	
2	91083155	1	TRUCK VALVE	
3	77383540	1	COOLANT RESTRICTER ORIFICE	
4	82033995	20 ft	HEATER HOSE, 5/8	
5		Ref	ENGINE ASSY, (see Section 4 for details)	
6	86671187	2	HEATER HOSE CLAMP	
7	85941018	1	SUPPORT CLAMP	
8	80683073	1	STRAIGHT FITTING	
9	91403443	1	BARBED FITTING, 90 DEGREE	
10	80963058	1	WEATHER PACK CONNECTOR, (shroud)	
11	80963069	2	WEATHER PACK CONNECTOR, (pins)	
12	80963065	2	WEATHER PACK CONNECTOR, (seals)	
13	77363265	1	RELAY	
14	77363268	2	AUTO FUSE, 15 AMP	
15	77363267	1	AUTO FUSE, 10 AMP	
16	80963101	1	WIPER SWITCH	
17	1001111112	1	WINDOW WASHER FLUID TANK	
18	88201005	3	HEX HD CAPSCREW, 1/4-20X1, GR5	
19	88561002	18	FLAT WASHER, 1/4	
20	88551009	17	LOCKWASHER, 1/4	
21	88501004	2	HEX NUT, 1/4-20	
22	91403351	1	WIPE/WASH HARNESS	
23	91403352	1	HEATER HARNESS	
24	91403350	1	WIPE/HEATER HARNESS	
25	91406114	1	HEATER COVER WELDMENT	
26	91406113	1	BEZEL COVER ACCESS	
27	91403539	2	3 WAY CONNECTOR	
28	88261015	13	SOCKET BUTTON HD CAPSCREW, 1/4-20X5/8	
29	84231107	18	HOSE CLAMP	
30	91401421	1	VENT COVER	
31	91406119	1	HEATER COVER WELDMENT	
32	91403288	1	RH CONSOLE WITH HEATER	
33	86971172	4	HOSE CLAMP	
34	83683182	1	WATER VALVE	
35	91413038	1	HEATER CONTROL CABLE	
37	80964001	1	BLOWER SWITCH	
38	80363069	2	KNOB, 3/16 SHAFT	
39	80363028	1	ROTARY CONTROL	
40	91403608	1	DEFROSTER FAN	
41	91401443	1	FAN BASE PLATE	
42	91033425	1	RUBBER GROMMET	
43	88211030	4	SOCKET HD CAPSCREW, #10-24X3/4, GR8	
44	77143017	4	WHIZ-LOCKNUT, #10-24	
45	91403299	1	DASH, ENCLOSED CAB	
46	80363106	2	CIRCULAR VENT	



Figure 12-8 Heater Option Assembly (Continued)

Item	Part Number	Qty.	Description	Rev.
47	91403538	3	RECTANGULAR VENT	
48	91403596	2	VENT REDUCER	
49	91403280	Ref	HEATER UNIT, (Before S/N 0160037689), (includes items 56 & 61), (no longer available, use 1001114282 for replacement)	
	1001114282	1	HEATER UNIT, 3 SPEED, (S/N 0160037689 & After), (includes items 56 & 61)	
50	71492150	10 ft	VENT HOSE, 2 IN	
51	77133279	1	CLAMP SET	
52	77133137	1	COVER PLATE	
53	88201023	1	HEX HD CAPSCREW, 5/16-18X1-3/4, GR5	
54	91403329	1	PLENUM, HEAT/AC	
55	88201011	1	HEX HD CAPSCREW, 1/4-20X2-1/2, GR5	
56	70022804	1	HEATER FAN MOTOR REPLACEMENT KIT	
57	91403445	1	HEATER CONTROL PANEL	
58	91413051	4	SELF-TAPPING SCREW, #10X3/4	
59	80363034	4	TINNERMAN NUT	
60	71492152	10 ft	VENT HOSE, 2-1/2	
61	91404439	2	HEATER FAN WHEEL	



Figure 12-8 Heater Option Assembly

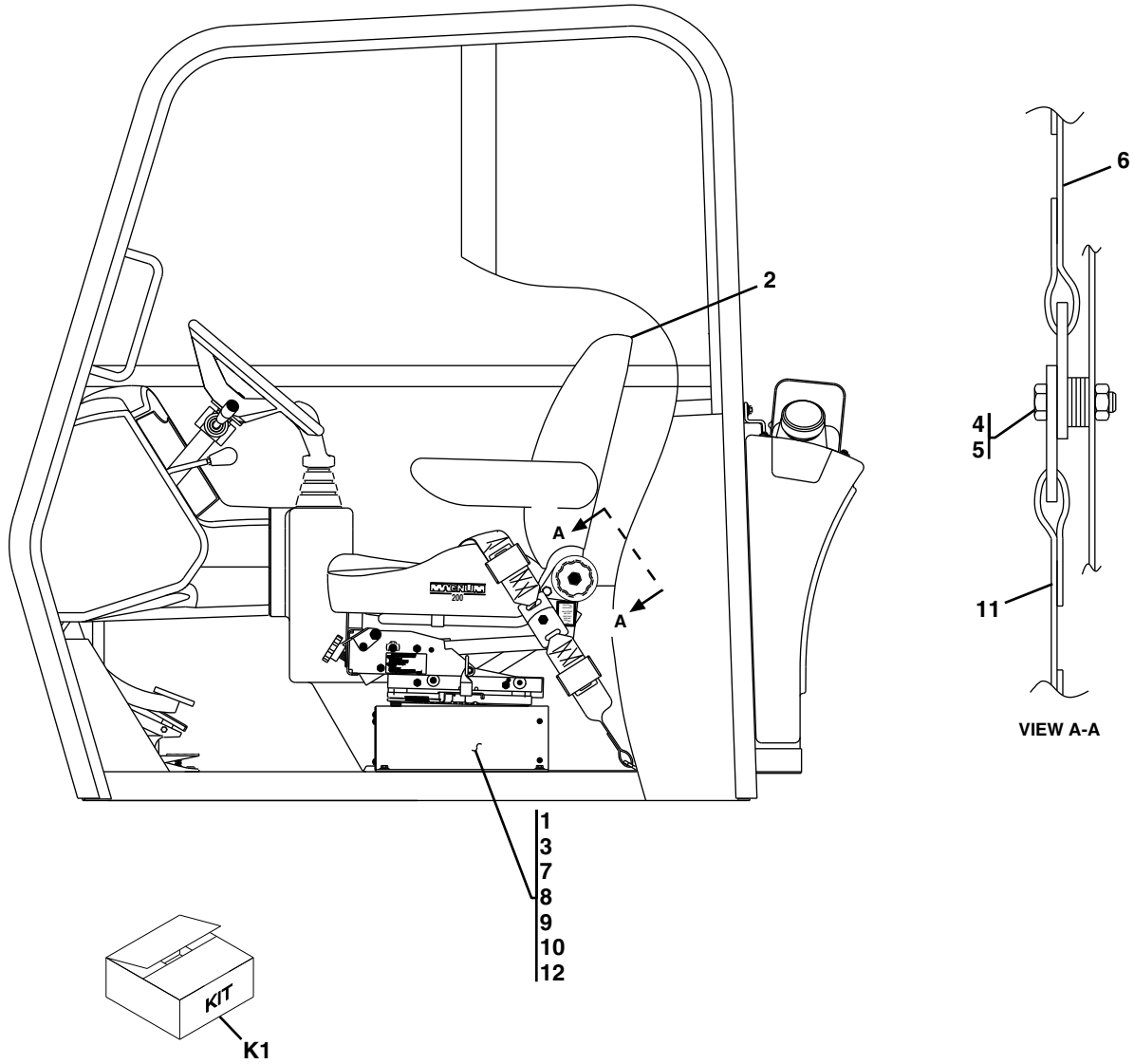
Item	Part Number	Qty.	Description	Rev.
	91475109	1	OPEN CAB HEATER OPTION, (includes items 1 thru 37)	D
1	80373046	1	FITTING	
2	91083155	1	TRUCK VALVE	
3	77383540	1	COOLANT RESTRICTER ORIFICE	
4	82033995	26 ft	HEATER HOSE, 5/8 IN	
5	86671187	2	HEATER HOSE CLAMP	
6	80683073	1	ADAPTER FITTING	
7	91403443	1	BARBED FITTING, 90 DEGREE	
8	86683122	2	TIE WRAP	
9	86683193	4	HOSE CLAMP	
10	83683182	1	WATER VALVE	
11		Ref	RH CONSOLE WITH HEATER, (see Figure 6-6 for details)	
12	91413038	1	HEATER CONTROL CABLE	
14	80964001	1	BLOWER SWITCH	
15	80363069	2	KNOB, 3/16 SHAFT	
16	80363028	1	ROTARY CONTROL	
17	91403351	1	WIPER/WASHER HARNESS	
18	91403352	1	HEATER HARNESS	
19	91403350	1	WIPER/HEATER HARNESS	
20	77363265	1	RELAY	
21	77363268	1	AUTO FUSE, 15 AMP	
22	77363267	1	AUTO FUSE, 10 AMP	
23	84231107	8	HOSE CLAMP	
24	91416020	2	VENT WELDMENT	
25	71492152	5.5 ft	VENT HOSE, 2-1/2 IN	
26	91403445	1	HEATER CONTROL PANEL	
27	91403329	1	HEAT/AC PLENUM	
28	88201011	1	HEX HD CAPSCREW, 1/4-20X2-1/2	
29	88561002	6	FLAT WASHER, 1/4	
30	88551009	5	LOCKWASHER, 1/4	
31	88501004	1	HEX NUT, 1/4-20	
32	77133279	1	CLAMP SET	
33	77133137	1	COVER PLATE	
34	88201023	1	HEX HD CAPSCREW, 5/16-18X1-3/4	
35	91403280	Ref	HEATER UNIT, (Before S/N 0160037689), (no longer available, use 1001114282 for replacement)	
	1001114282	1	HEATER UNIT, 3 SPEED, (S/N 0160037689 & After)	
36	88261015	4	BUTTON HD CAPSCREW, 1/4-20X5/8	
37	91413053	1	RECTANGULAR VENT	
101	1001100322	4	PAN HD SCREW, #10	
102	80363034	4	TINNERMAN NUT	
103	91471243	1	PANEL COVER	
104	91413036	4	SELF-TAPPING SCREW	
105	91413053	2	RECTANGULAR VENT	



OPTIONS

S/N 0189001 thru 0189345 &
0160000230 thru 0160015436

Figure 12-9 Suspension Seat



PAP23550



Figure 12-9 Suspension Seat

Item	Part Number	Qty.	Description	Rev.
		Ref	SUSPENSION SEAT OPTION WITH OPEN CAB, (includes all items), (item no longer available, see Figure 12-35 for details)	
		Ref	SUSPENSION SEAT OPTION WITH ENCLOSED CAB, (includes all items), (item no longer available, see Figure 12-35 for details)	
1	91405050	1	SEAT RISER ASSY, (open cab), (includes items 3, 7, 8, 9 & 10)	
	91415045	1	SEAT RISER ASSY, (enclosed cab), (includes items 3, 7, 8, 9 & 10)	
2	91403527	1	TRIMLINE MAGNUM 200 SEAT	
3	88551009	6	LOCKWASHER, 1/4	
4	88201551	2	HEX HD CAPSCREW, 7/16-20X1-1/2, GR5	
5	88561111	10	FLAT WASHER, 1/2	
6	91033029	1	STANDARD SEAT BELT, 2 IN	
	91033486	1	SEAT BELT, 3 IN, (California Only), (Before S/N 0160015465)	
	91565064	1	SEAT BELT, 3 IN, (California Only), (S/N 0160015465 & After)	
7	91406116	1	SUSPENSION RISER WELDMENT	
8	88561002	6	FLAT WASHER, 1/4	
9	91401417	1	ACCESS COVER, (open cab)	
	91406114	1	ACCESS COVER, (enclosed cab)	
10	88261015	6	SOCKET BUTTON HD CAPSCREW, 1/4-20X5/8	
11	91403191	1	TETHER	
12	88561002	6	FLAT WASHER, 1/4	
K1	70023139	1	SEAT BELT KIT, 3 IN, (California only) , (includes retractor & female ends)	



OPTIONS

Before S/N 0160031703

Figure 12-10 Work Light Package

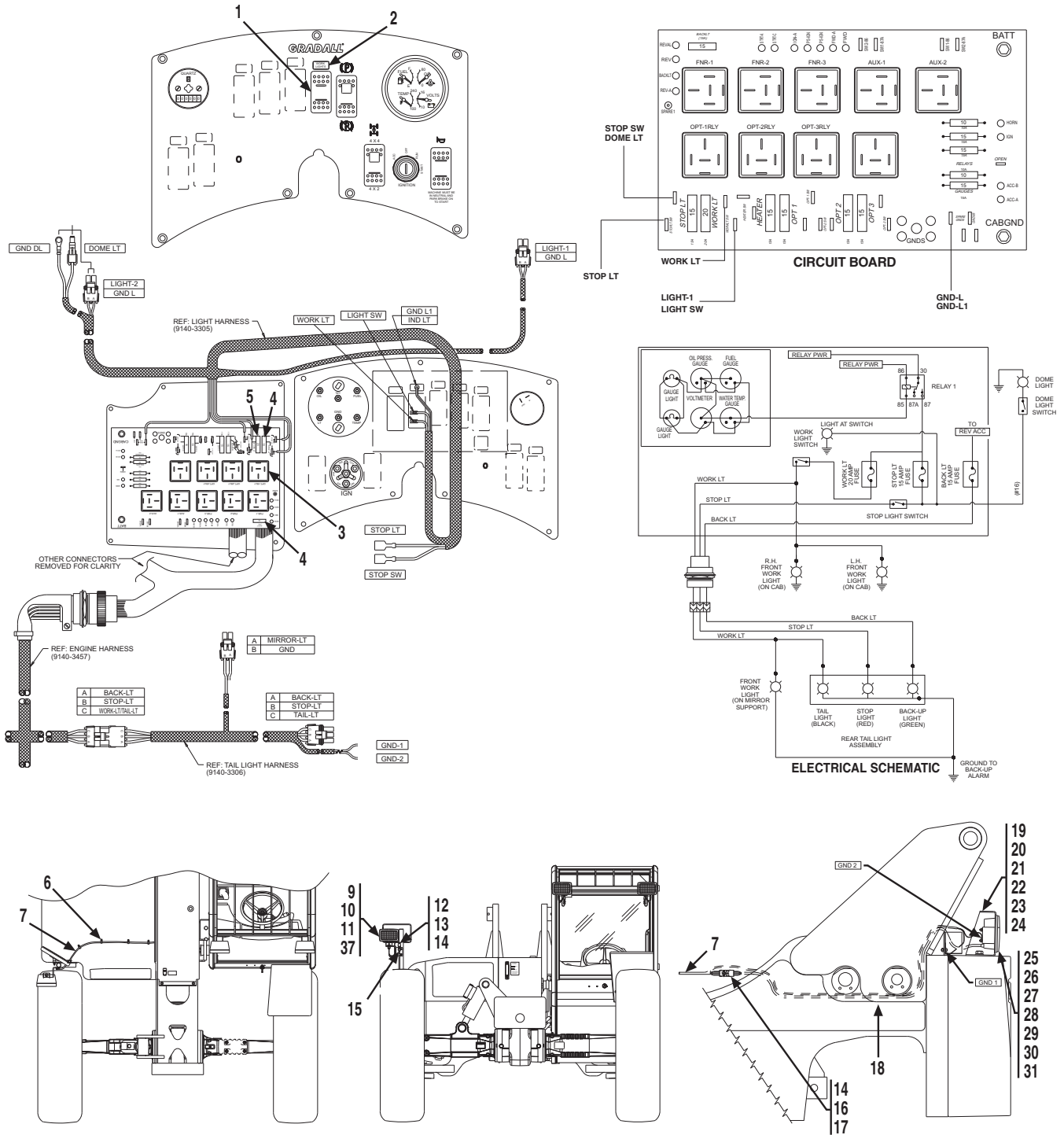
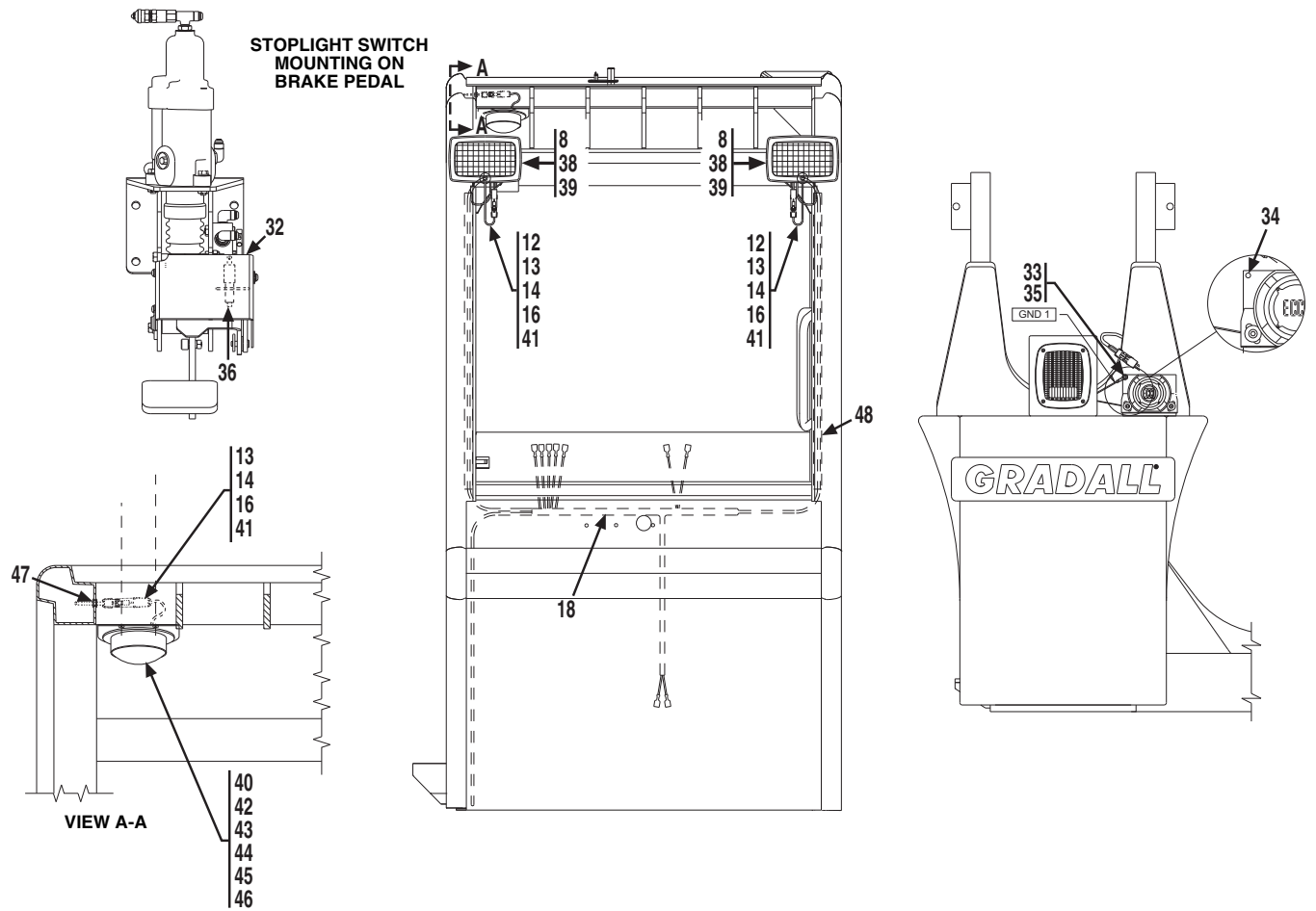




Figure 12-10 Work Light Package (Continued)





OPTIONS

Figure 12-10 Work Light Package

Item	Part Number	Qty.	Description	Rev.
	91405057	1	WORK LIGHT PACKAGE, (includes all items)	I
1	91403304	1	TOGGLE SWITCH - SPST	
2	91403613	1	DECAL - WORK LIGHTS	
3	77363265	1	RELAY	
4	77363268	2	FUSE, 15 AMP	
5	77363302	1	FUSE, 20 AMP	
6	91203039	2	SUPPORT CLAMP	
7	91403306	1	TAIL LIGHT HARNESS	
8	91413052	2	MOUNTING BOLT	
9	80963050	1	UTILITY FLOOD LIGHT	
10	91411048	1	LIGHT SUPPORT	
11	77383293	3	WELD STUD, 5/16-18X3/4	
12	80963058	3	WEATHER PACK CONNECTOR, (shroud)	
13	80963068	2	WEATHER PACK CONNECTOR, (female pin terminal)	
14	80963066	10	WEATHER PACK CONNECTOR, (cable seal)	
15	86683122	1	TIE WRAP	
16	80963069	8	WEATHER PACK CONNECTOR, (male pin terminal)	
17	80963060	1	WEATHER PACK CONNECTOR, (shroud)	
18	91403305	1	LIGHT HARNESS	
19	91121145	1	TAIL LIGHT HOUSING	
20	91121146	1	TAIL LIGHT BRACKET	
21	91365045	1	TAIL LIGHT ASSY, (includes items 25 thru 31)	B
22	88201108	1	HEX HD CAPSCREW, 3/4-10X1-1/4, GR5	
23	88561115	1	FLAT WASHER, 3/4	
24	88551016	1	LOCKWASHER, 3/4	
25	91123065	1	TAIL LIGHT	
26	86661147	38 in	BLACK WIRE, 16 GA	
27	86661149	38 in	GREEN WIRE, 16 GA	
28	86661152	38 in	RED WIRE, 16 GA	
29	4460035	3	BUTT CONNECTOR	
30	82033996	45 in	WIRE LOOM	
31	86683122	2	TIE WRAP	
32	91406149	1	COVER PLATE WELDMENT	
33	88501004	1	HEX NUT, 1/4-20	
34	91033215	1	WELD STUD, 1/4-20X1/2	
35	88551009	1	LOCKWASHER, 1/4	
36	91143117	1	STOP LIGHT SWITCH	
37	77143006	3	WHIZ-LOCKNUT, 5/16-18	
38	80963050	2	UTILITY FLOOD LIGHT	
39	91403503	2	SPACER	
40	88551006	3	LOCKWASHER, #8	
41	80963056	1	WEATHER PACK CONNECTOR, (shroud)	
42	24861167	1	INTERIOR LIGHT	
43	91361003	1	MOUNTING BRACKET	
44	88321022	2	SELF-TAPPING SCREW, #8-32X3/8	
45	88501610	3	HEX NUT, #8-32	
46	89981036	3	PAN HD SCREW, #8-32X3/8	
47	90029955	1	RUBBER GROMMET	
48	80961142	3	ECONOMY WIRING DUCT	



Figure 12-10 Work Light Package (Continued)

Item	Part Number	Qty.	Description	Rev.
49	14404173	AR	SILICON SEALANT, (not shown)	



OPTIONS

Figure 12-11 Cold Start Installation

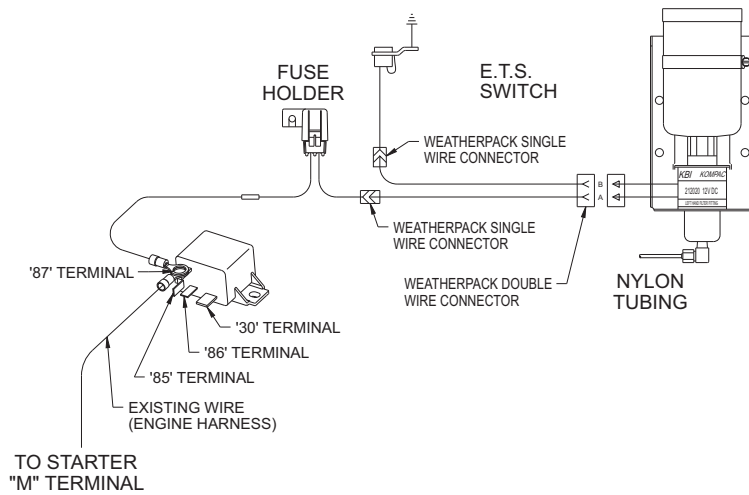
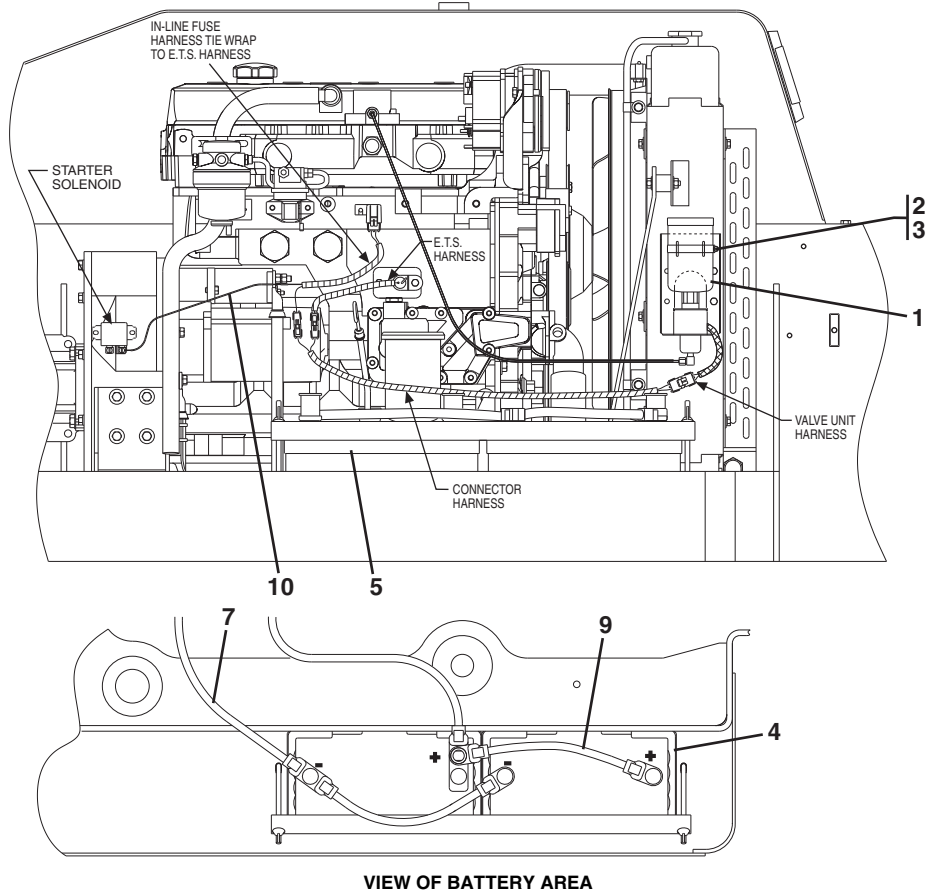




Figure 12-11 Cold Start Installation

Item	Part Number	Qty.	Description	Rev.
	91405023	1	COLD START INSTALLATION, (includes items 1 thru 3 & 10)	C
1	91403295	1	COLD START KIT	
	70023156	1	VALVE, 12VDC	
2	88201001	2	HEX HD CAPSCREW, 1/4-20X1/2, GR5	
3	88551009	2	LOCKWASHER, 1/4	
4	91083483	1	BATTERY, (12 volt, 1050 amps), TOP STUD, 3/8-16 UNC THREAD, BCI GROUP 31	
5	91401299	1	TIE DOWN, (S/N 0189001 thru 0160018282)	
7	91403367	1	NEGATIVE BATTERY CABLE, (S/N 0189001 thru 0160018282)	
9	91403390	1	POSITIVE JUMPER CABLE, (S/N 0189001 thru 0160018282)	
10	91473239	1	COLD START WIRE	



OPTIONS

Figure 12-12 Block Heater Installation

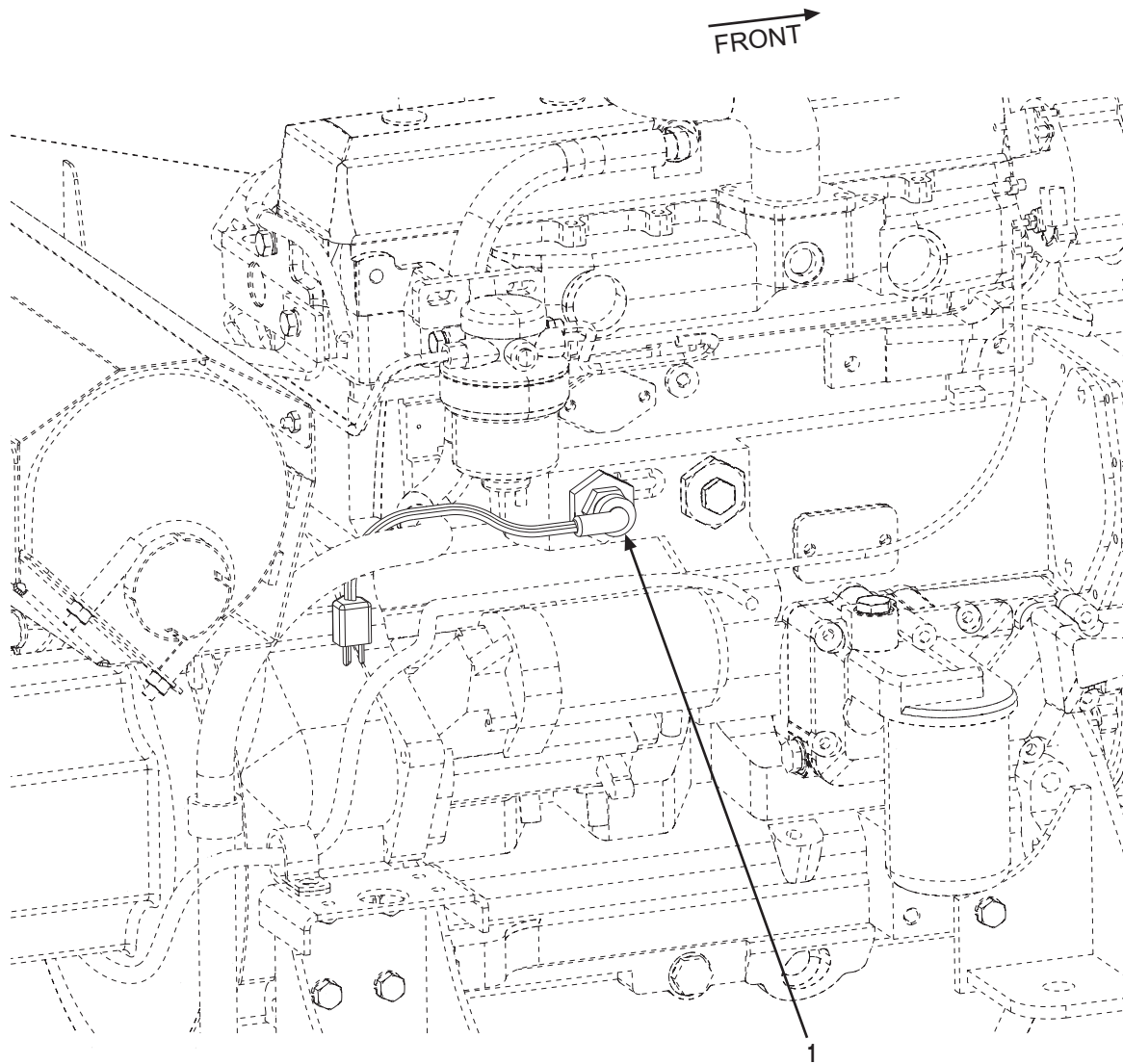




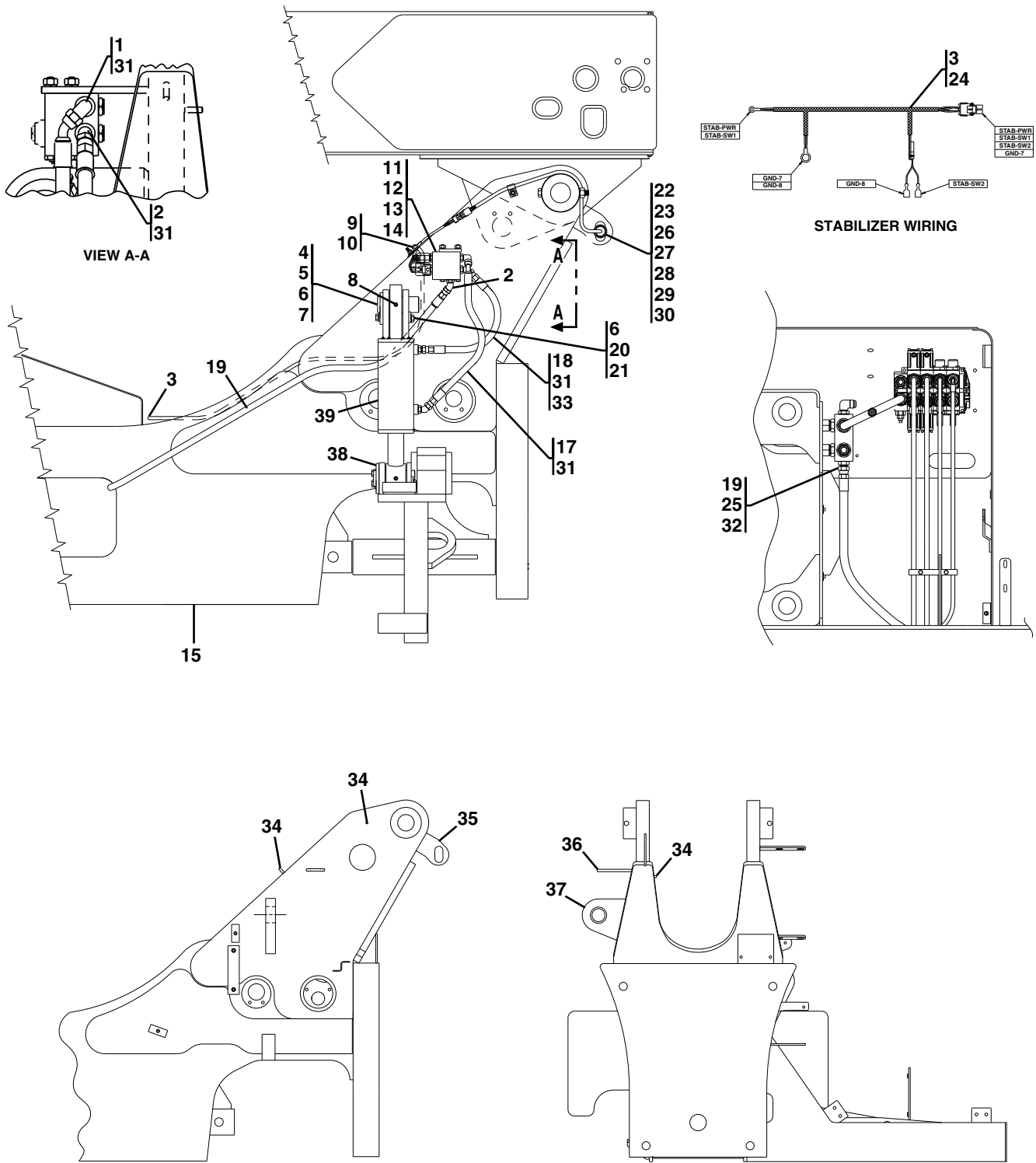
Figure 12-12 Block Heater Installation

Item	Part Number	Qty.	Description	Rev.
1	80375012	1	BLOCK HEATER INSTALLATION, (includes item 1)	A
	80373088	1	BLOCK HEATER	



OPTIONS

Figure 12-13 Stabilizer Option



PAP233470



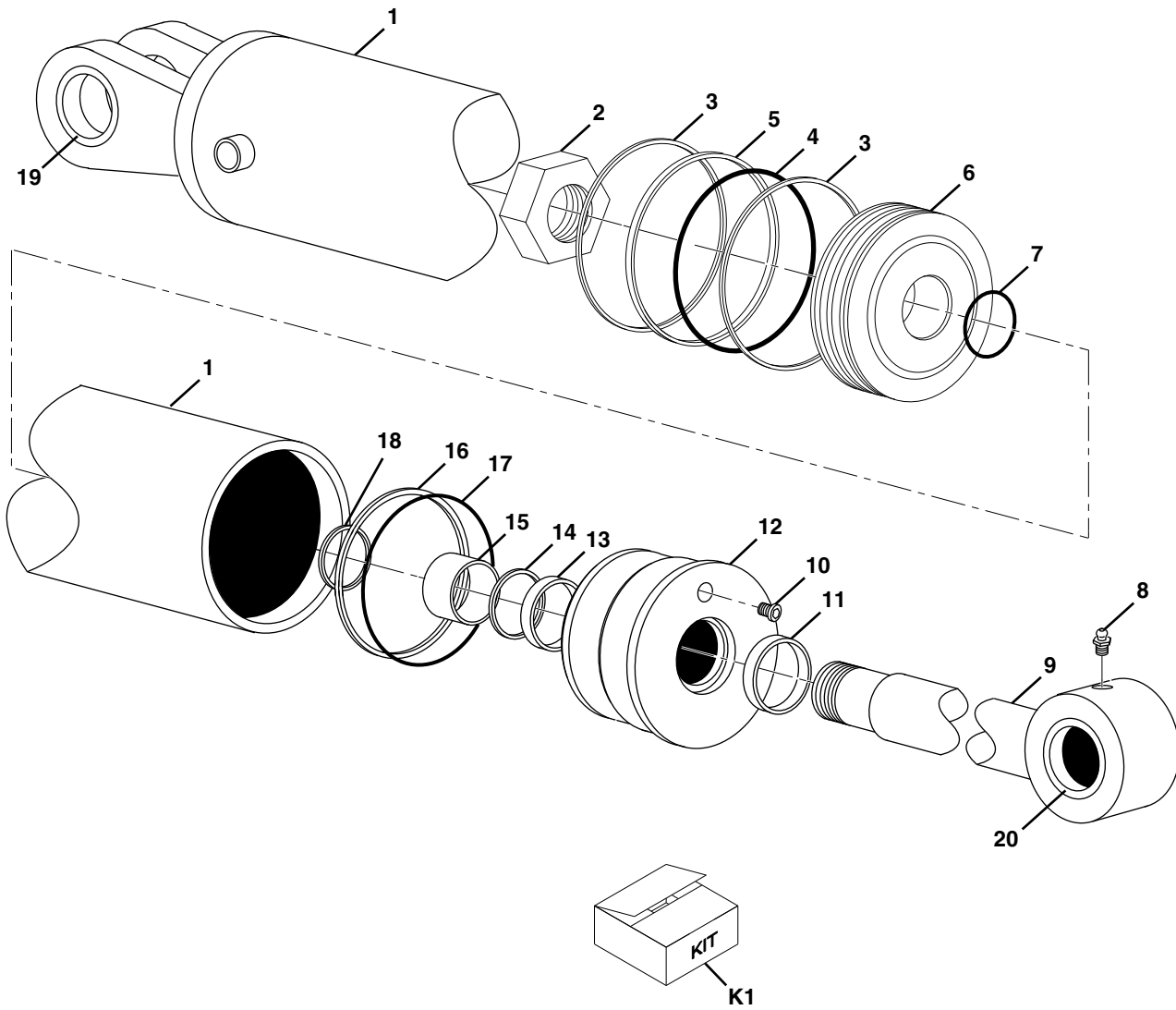
Figure 12-13 Stabilizer Option

Item	Part Number	Qty.	Description	Rev.
	91415014	1	STABILIZER OPTION, (includes items 1 thru 25)	C
1	2220596	1	ADAPTER, 90 DEGREE, (includes item 31)	
2	2220500	2	ADAPTER, 45 DEGREE, (includes item 31)	
3	91403297	1	STABILIZER HARNESS	
4	91166062	1	PIN WELDMENT	
5	88201066	2	HEX HD CAPSCREW, 1/2-13X1-1/4, GR5	
6	88561111	3	FLAT WASHER, 1/2	
7	88551013	2	LOCKWASHER, 1/2	
8	88671001	1	STRAIGHT LUBE FITTING, 1/8	
9	86621230	3	SUPPORT CLAMP	
10	77143006	3	WHIZ-LOCKNUT, 5/16	
11		Ref	STABILIZER VALVE, (see Figure 12-42 for details)	
12	83201073	2	HEX HD CAPSCREW, 3/8-16X4-1/2	
13	88551011	2	LOCKWASHER, 3/8	
14	88501006	2	HEX NUT, 3/8-16	
15	NSS	1	FRAME WELDMENT	
17	84718631	1	HOSE ASSY	
18	84717556	1	HOSE ASSY	
19	84719596	1	HOSE ASSY	
20	88201065	1	HEX HD CAPSCREW, 1/2-13X1, GR5	
21	91161269	1	KEEPER	
22	91365037	1	STABILIZER SENSOR ASSY, (includes items 26 thru 30)	B
23	91403156	2	WASHER	
24	90027187	4	NYLON TIE	
25	2220435	1	ADAPTER, (includes item 32)	
26	91143155	1	PROXIMITY SENSOR SWITCH	
27	80963062	1	WEATHER PACK CONNECTOR, (shroud)	
28	80963069	4	WEATHER PACK CONNECTOR, (male pin terminal)	
29	80963065	4	WEATHER PACK CONNECTOR, (cable seals)	
30	91053419	1	TIE WRAP	
31	88591205	5	O-RING	
32	88591209	1	O-RING	
33	2220373	1	CONNECTOR, (includes item 31)	
34	85051384	3	WELD STUD, 5/16-18X1	
35	91401256	1	SENSOR MOUNTING BRACKET	
36	91361026	1	STABILIZER VALVE MOUNTING PLATE	
37	91401464	1	STABILIZER CYLINDER BRACKET	
38	91163019	2	BUSHING	
39		Ref	STABILIZER CYLINDER, (see Figure 12-14 for details)	



OPTIONS

Figure 12-14 Stabilizer Cylinder - Iowa



PAP23450



Figure 12-14 Stabilizer Cylinder - Iowa

Item	Part Number	Qty.	Description	Rev.
	91403140	1	STABILIZING CYLINDER, (includes all items)	B
1	91404276	1	CASE ASSY	
2	91064017	1	LOCKNUT	
3	Use Kit K1	2	WEAR RING	
4	Use Kit K1	1	O-RING	
5	Use Kit K1	1	PISTON SEAL	
6	91144033	1	PISTON	
7	Use Kit K1	1	O-RING	
8	91144128	1	GREASE FITTING	
9	91404281	1	SHAFT ASSY	
10	91404282	1	SETSCREW	
11	91124103	1	CANNED WIPER	
12	91404283	1	HEAD	
13	Use Kit K1	1	U-CUP SEAL	
14	Use Kit K1	1	STEP SEAL	
15	Use Kit K1	1	WEAR RING	
16	Use Kit K1	1	BACK-UP RING	
17	Use Kit K1	1	O-RING	
18	91084372	1	RETAINING RING	
19	91404338	2	BUSHING	
20	91404339	1	BUSHING	
K1	91144005	1	SEAL KIT, (includes items 3, 4, 5, 7 & 13 thru 17)	



OPTIONS

Figure 12-15 Beacon Light Package

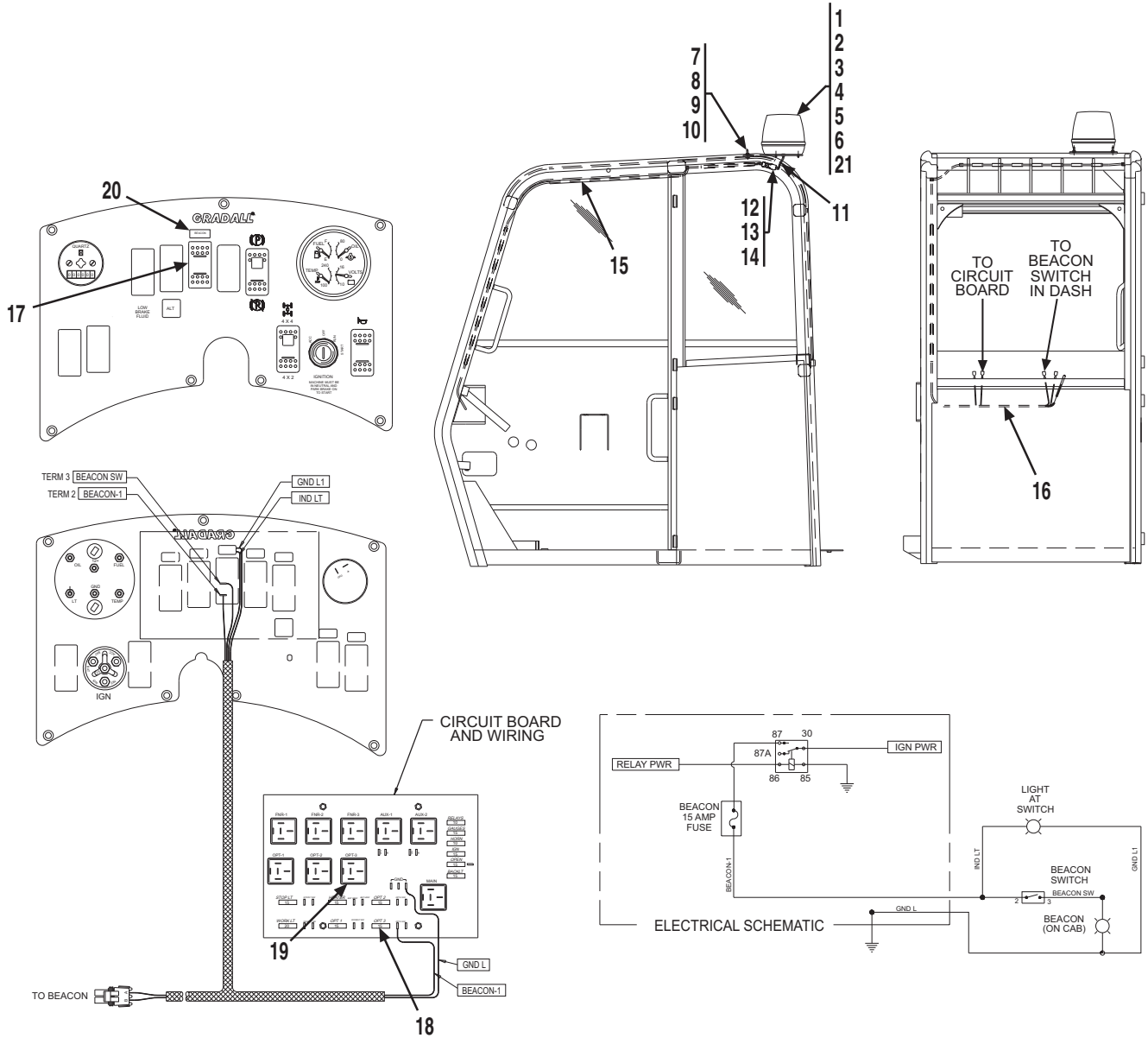




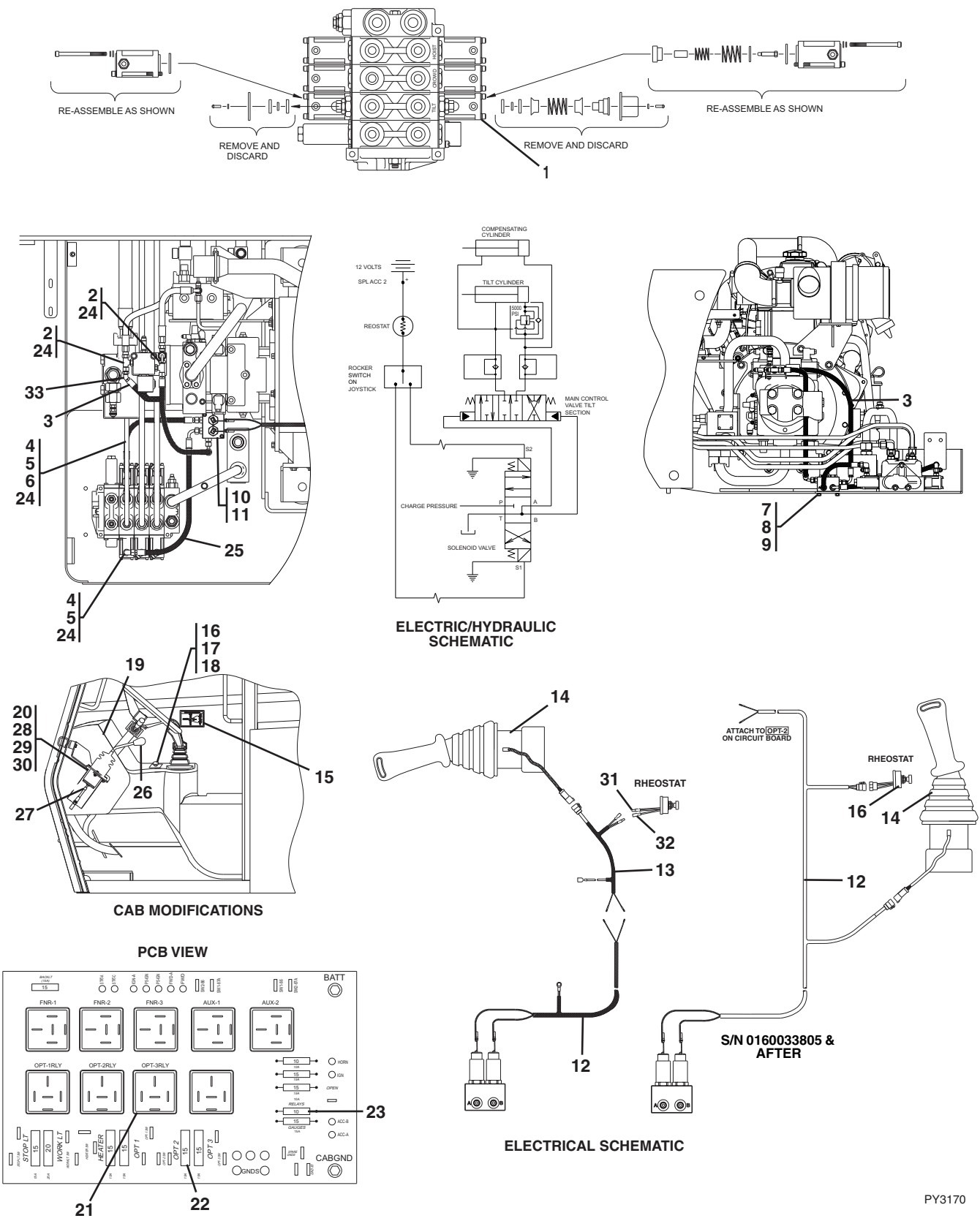
Figure 12-15 Beacon Light Package

Item	Part Number	Qty.	Description	Rev.
	91415036	1	BEACON LIGHT PACKAGE, (includes all items)	D
1	91343031	1	ROTATING BEACON, (includes item 21)	
2	91511206	1	BEACON BRACKET	
3	90027214	1	RUBBER GROMMET	
4	88301093	3	ROUND HD MACHINE SCREW, #10-24X3/4	
5	88551007	3	LOCKWASHER, #10	
6	88501612	3	HEX NUT, #10-24	
7	88201005	2	HEX HD CAPSCREW, 1/4-20X1-1/4, GR5	
8	88561002	2	FLAT WASHER, 1/4	
9	88551009	2	LOCKWASHER, 1/4	
10	88501004	2	HEX NUT, 1/4-20	
11	90029955	1	RUBBER GROMMET	
12	80963058	1	WEATHER PACK CONNECTOR, (shroud)	
13	80963069	2	WEATHER PACK CONNECTOR, (male pin terminal)	
14	80963065	2	WEATHER PACK CONNECTOR, (cable seal)	
15	8096D097	79 in	ECONOMY WIRING DUCT	
16	91413044	1	BEACON HARNESS	
17	91403304	1	TOGGLE SWITCH-SPST	
18	77363268	1	FUSE, 15 AMP	
19	77363265	1	RELAY	
20	91413045	1	BEACON DECAL	
21	91344053	1	BULB	



OPTIONS

Figure 12-16 Tilt on Joystick With LH Sway



PY3170



Figure 12-16 Tilt on Joystick With LH Sway

Item	Part Number	Qty.	Description	Rev.
	91405098	1	TILT ON JOYSTICK WITH LH SWAY, (includes all items)	F
1	91123075	1	HYDRAULIC VALVE POSITIONER KIT	
2	2220899	2	BRANCH TEE, (includes item 24)	
3	77133447	2	HOSE ASSY	
4	2220371	2	CONNECTOR, (includes item 24)	
5	8760268	2	ELBOW, 90 DEGREE, (swivel nut)	
6	84717537	1	HOSE ASSY	
7	88211047	2	SOCKET HD CAPSCREW, 1/4-20X2-1/4, GR8	
8	88551009	2	LOCKWASHER, 1/4	
9	88501004	2	HEX NUT, 1/4-20	
10	91403516	1	SOLENOID VALVE	
	7026991	2	SOLENOID	
11	2220603	4	STRAIGHT THREAD CONNECTOR	
12	91403612	1	TILT ON JOYSTICK ENGINE HARNESS, (Before S/N 0160032178)	
	91513119	1	TILT ON JOYSTICK ENGINE HARNESS, (S/N 0160032178 thru 0160033603)	
	1001099319	1	TILT ON JOYSTICK ENGINE HARNESS, (S/N 0160033805 & After)	
13	91403614	1	TILT ON JOYSTICK CAB HARNESS, (Before S/N 0160032178)	
	91513119	1	TILT ON JOYSTICK ENGINE HARNESS, (S/N 0160032178 thru 0160033603)	
14		Ref	JOYSTICK, (see Figure 12-25 for details)	
15	91403311	1	BOOM CONTROL DECAL	
16	80964002	1	RHEOSTAT, (Before S/N 0160033805)	
	1001099174	1	RHEOSTAT, (S/N 0160033805 & After)	
17	91401571	1	MOUNTING PLATE	
18	88321015	4	SELF-TAPPING SCREW, #6-32X1/2	
19	91403317	1	LH SWAY PANEL	
20	88551009	3	LOCKWASHER, 1/4	
21	77363265	1	RELAY	
22	77363268	1	AUTO FUSE, 15 AMP	
23	77363267	1	AUTO FUSE, 10 AMP	
24	88591204	4	O-RING	
25	84718515	1	HOSE ASSY	
26	91403274	1	JOYSTICK, (Before S/N 0160038555)	
	91513204	1	JOYSTICK, (S/N 0160038555 & After)	
	91404445	1	COVER ATTACHING KIT	
	91404091	1	OVAL KNOB HANDLE	
	91404446	1	CABLE HARDWARE KIT, 1/4-28	
	91404210	1	HEX JAM NUT, 1/2-13, (Before S/N 0160038555)	
	91404447	1	SPRING PACK, (Before S/N 0160038555)	
	91404448	1	TOP BOOT, (Before S/N 0160038555)	
27	91403309	1	TILT/SWAY CABLE	
28	91401172	1	LH SWAY BRACKET	
29	88201009	3	HEX HD CAPSCREW, 1/4-20X2, GR5	
30	88501004	3	HEX NUT, 1/4-20	
31	86983193	1	MALE BULLET CONNECTOR, (Before S/N 0160033805)	
32	77163105	1	FEMALE BULLET CONNECTOR, (Before S/N 0160033805)	
33	2220657	1	ELBOW, 45 DEGREE, (swivel nut)	



OPTIONS

Figure 12-17 Tilt on Joystick With RH Sway

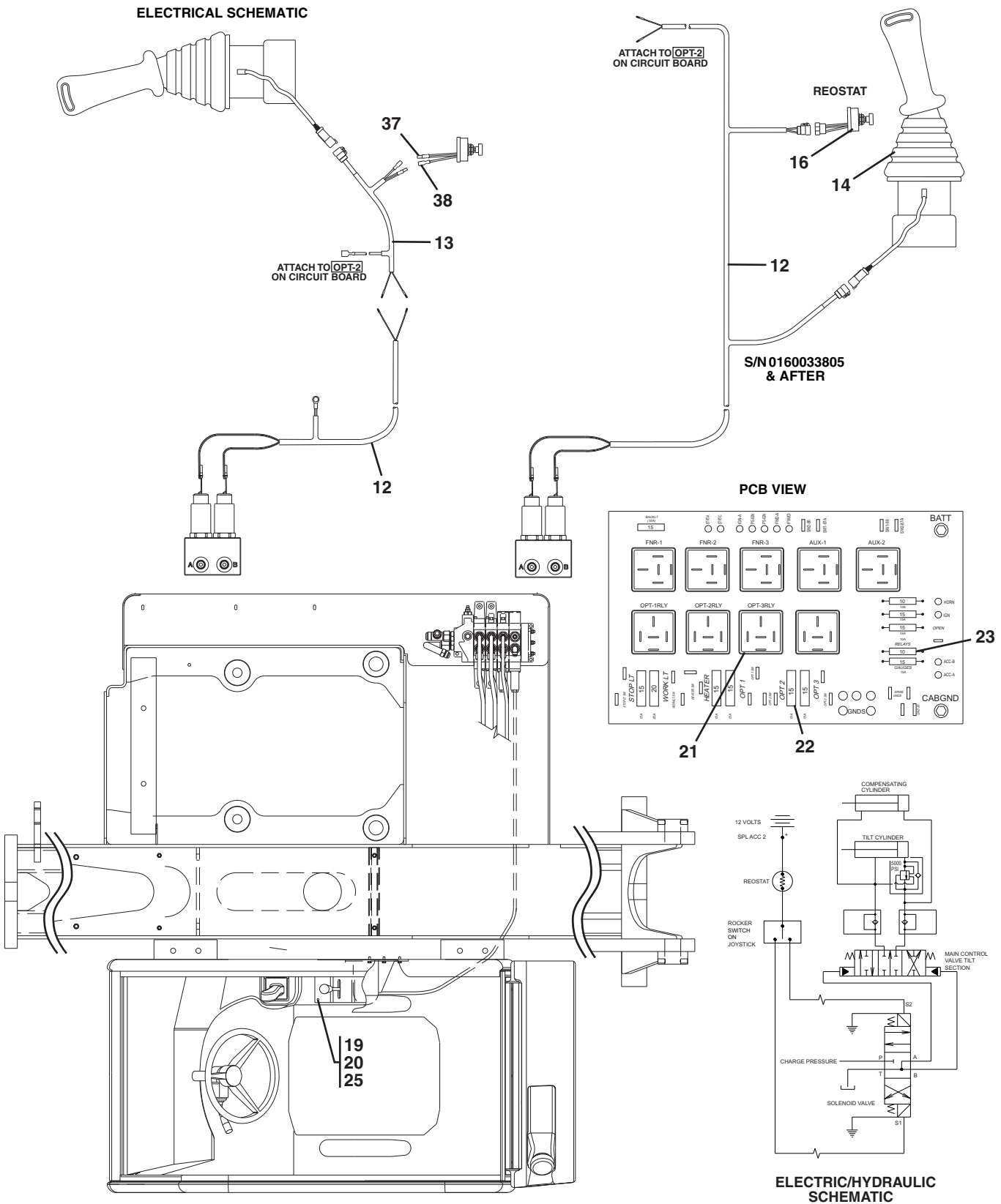
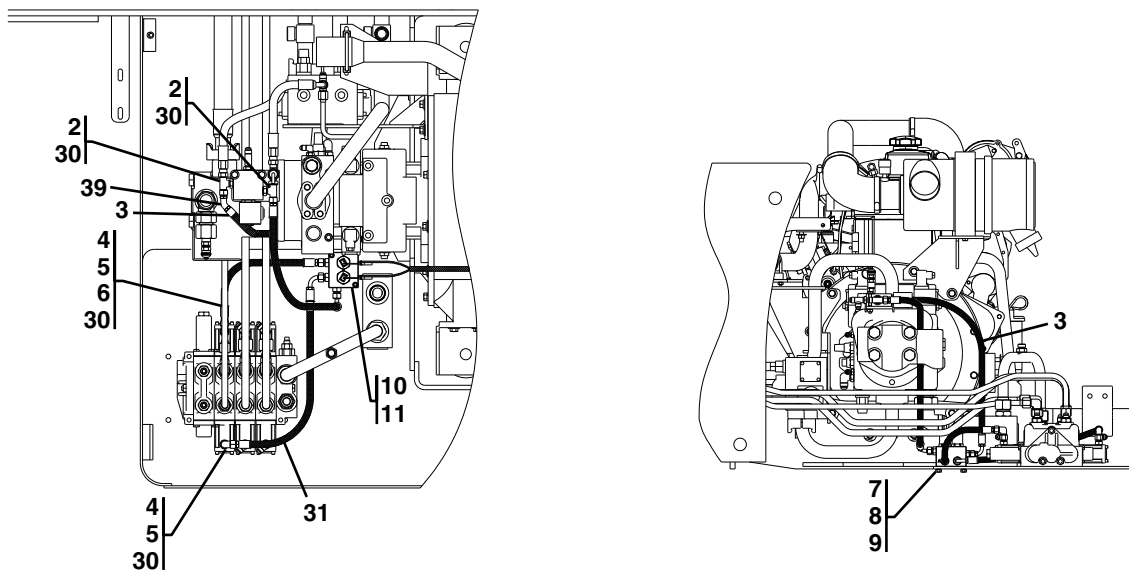
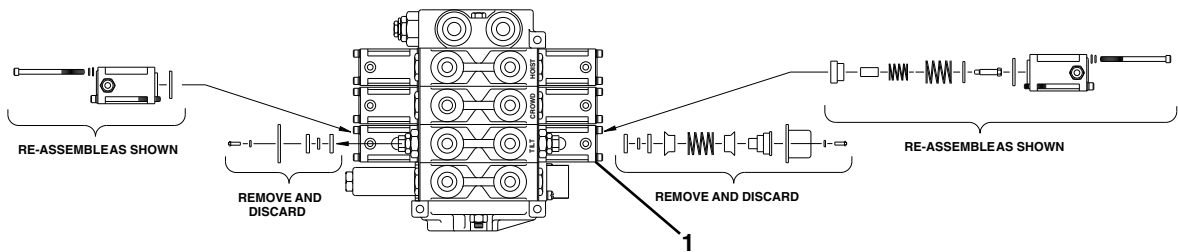
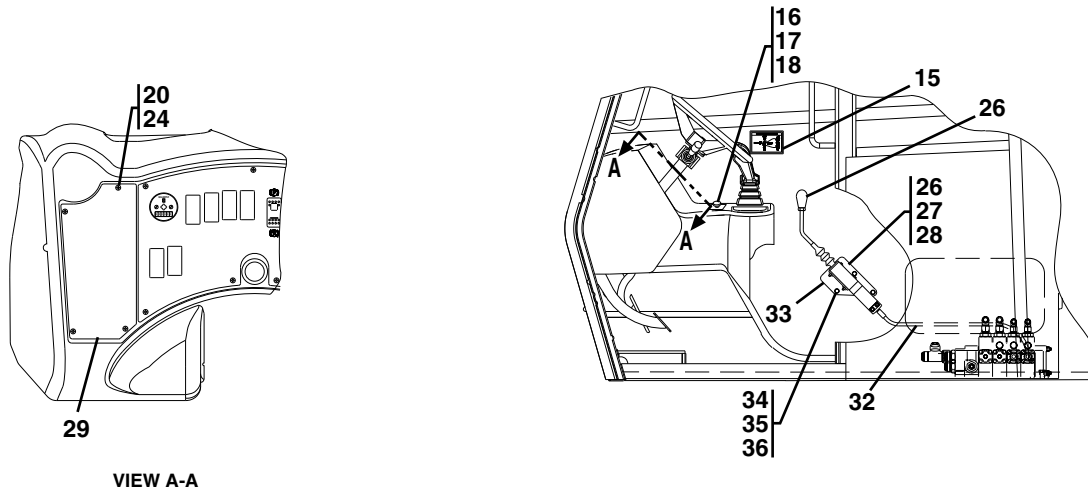




Figure 12-17 Tilt on Joystick With RH Sway (Continued)



PAP23390



OPTIONS

Figure 12-17 Tilt on Joystick With RH Sway

Item	Part Number	Qty.	Description	Rev.
	91415030	1	TILT ON JOYSTICK WITH RH SWAY, (includes all items)	G
1	91123075	1	HYDRAULIC VALVE POSITIONER KIT	
2	2220899	2	BRANCH TEE, (includes item 30)	
3	77133447	2	HOSE ASSY	
4	2220371	2	CONNECTOR, (includes item 30)	
5	8760268	2	ELBOW, 90 DEGREE, (swivel nut)	
6	84717537	1	HOSE ASSY	
7	88211047	2	SOCKET HD CAPSCREW, 1/4-20X2-1/4, GR8	
8	88551009	2	LOCKWASHER, 1/4	
9	88501004	2	HEX NUT, 1/4-20	
10	91403516	1	SOLENOID VALVE	
	7026991	2	SOLENOID	
11	2220603	4	STRAIGHT THREAD CONNECTOR	
12	91403612	1	TILT ON JOYSTICK ENGINE HARNESS, (Before S/N 0160032178)	
	91513119	1	TILT ON JOYSTICK ENGINE HARNESS, (S/N 0160032178 thru 0160033603)	
	1001099319	1	TILT ON JOYSTICK ENGINE HARNESS, (S/N 0160033805 & After)	
13	91403614	1	TILT ON JOYSTICK CAB HARNESS, (Before S/N 0160032178)	
	91513119	1	TILT ON JOYSTICK ENGINE HARNESS, (S/N 0160032178 thru 0160033603)	
	1001099319	1	TILT ON JOYSTICK ENGINE HARNESS, (S/N 0160033805 & After)	
14		Ref	JOYSTICK, (see Figure 12-25 for details)	
15	91403311	1	BOOM CONTROL DECAL	
16	80964002	1	RHEOSTAT, (Before S/N 0160033805)	
	1001099174	1	RHEOSTAT, (S/N 0160033805 & After)	
17	91401571	1	MOUNTING PLATE	
18	88321015	4	SELF-TAPPING SCREW, #6-32X1/2	
19	88241026	4	SOCKET FLAT HD CAPSCREW, #10-24X1-1/4	
20	80363034	8	TINNERMAN NUT	
21	77363265	1	RELAY	
22	77363268	1	AUTO FUSE, 15 AMP	
23	77363267	1	AUTO FUSE, 10 AMP	
24	80363033	4	FLAT HD CAPSCREW, #10-24X1	
25	91413113	1	RH SWAY CONTROL PANEL	
26	91403274	1	JOYSTICK, (Before S/N 0160038555)	
	91513204	1	JOYSTICK, (S/N 0160038555 & After)	
	91404445	1	COVER ATTACHING KIT	
	91404091	1	OVAL KNOB HANDLE	
	91404446	1	CABLE HARDWARE KIT, 1/4-28	
	91404210	1	HEX JAM NUT, 1/2-13, (Before S/N 0160038555)	
	91404447	1	SPRING PACK, (Before S/N 0160038555)	
	91404448	1	TOP BOOT, (Before S/N 0160038555)	
27	88201020	3	HEX HD CAPSCREW, 5/16-18X1, GR5, (Before S/N 0160001921)	
	88201018	3	HEX HD CAPSCREW, 5/16-18X3/4, GR5, (S/N 0160001921 & After)	
28	88551010	3	LOCKWASHER, 5/16	
29	91403324	1	BLANK DASH PANEL	
30	88591204	4	O-RING	
31	84718515	1	HOSE ASSY	
32	91403308	1	TILT/SWAY CABLE	



Figure 12-17 Tilt on Joystick With RH Sway (Continued)

Item	Part Number	Qty.	Description	Rev.
33	91416011	1	RH SWAY BRACKET WELDMENT, (Before S/N 0160031703)	
	1001092843	1	RH SWAY BRACKET WELDMENT, (S/N 0160031703 & After)	
34	88201010	3	HEX HD CAPSCREW, 1/4-20X2-1/4, GR5, (Before S/N 0160001921)	
	88201009	3	HEX HD CAPSCREW, 1/4-20X2, GR5, (S/N 0160001921 & After)	
35	88501004	3	HEX NUT, 1/4-20	
36	88551009	3	LOCKWASHER, 1/4	
37	86983193	1	MALE BULLET CONNECTOR, (Before S/N 0160033805)	
38	77163105	1	FEMALE BULLET CONNECTOR, (Before S/N 0160033805)	
39	2220657	1	ELBOW, 45 DEGREE, (swivel nut)	



OPTIONS

Figure 12-18 LH Sway Option Assembly

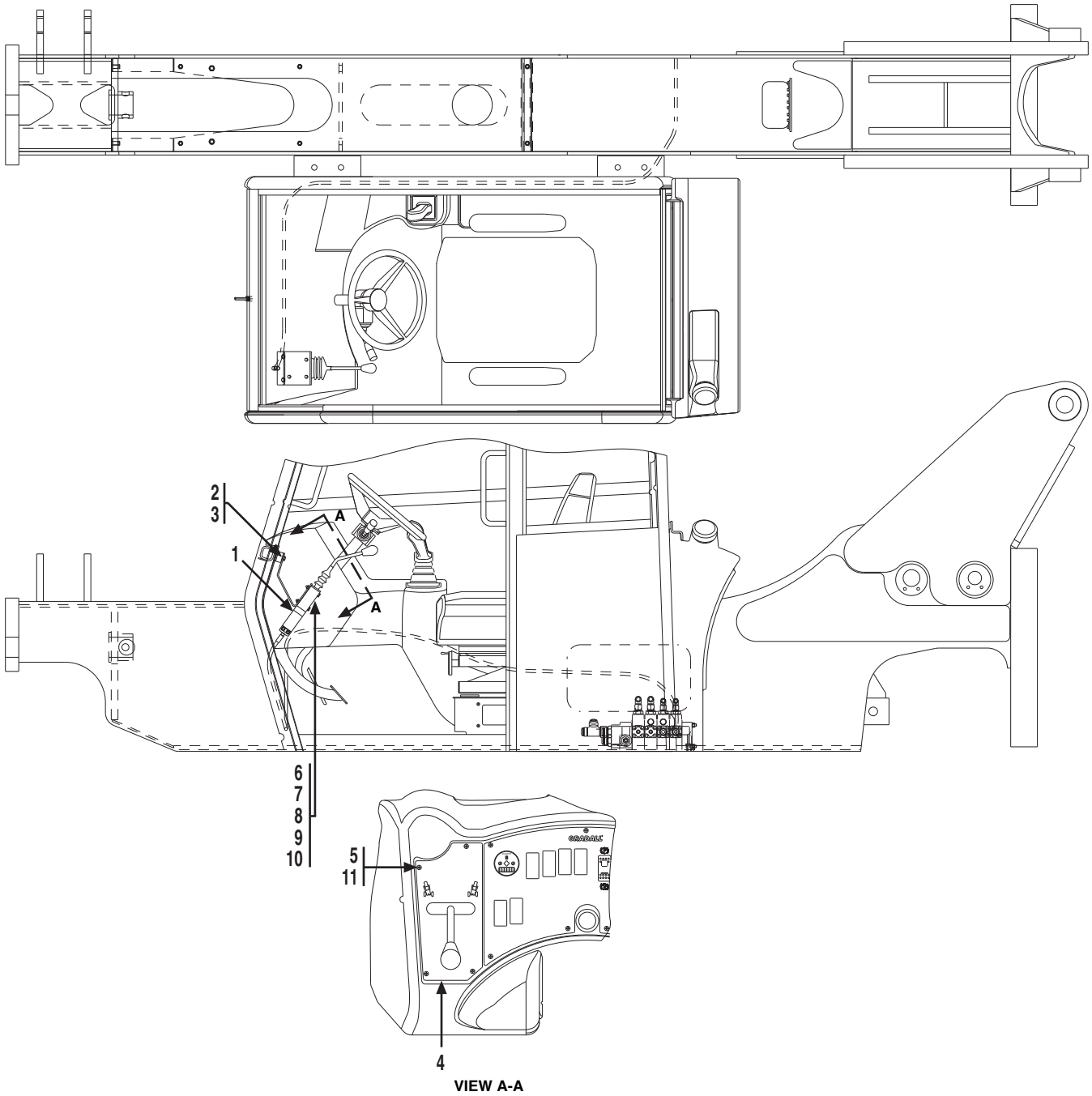




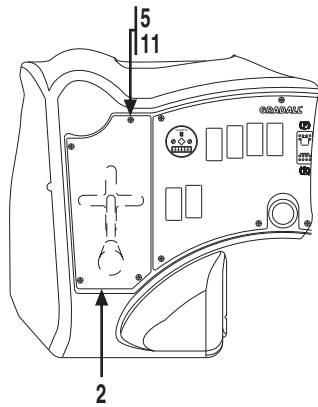
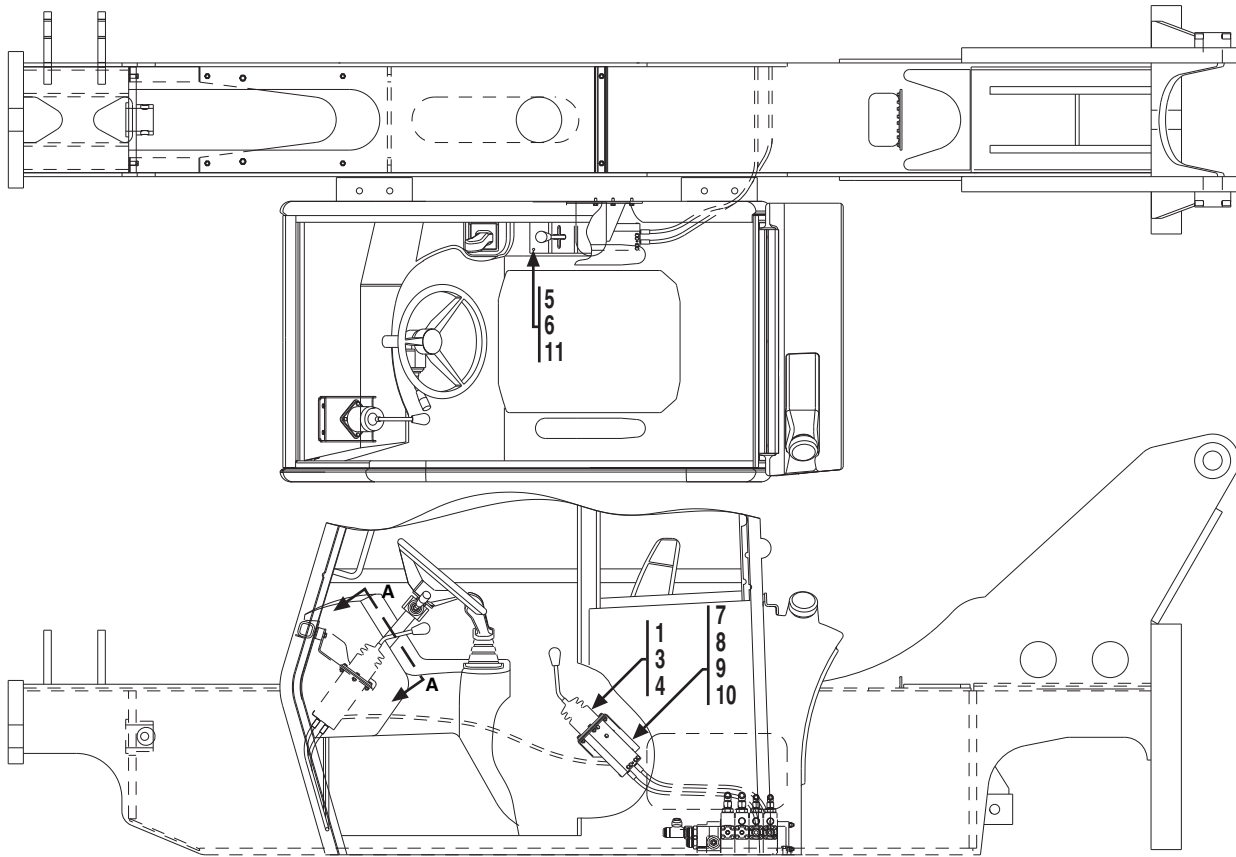
Figure 12-18 LH Sway Option Assembly

Item	Part Number	Qty.	Description	Rev.	
1	91405025	1	LH SWAY OPTION ASSY, (includes all items)	A	
	91403274	1	JOYSTICK, (Before S/N 0160038555)		
	91513204	1	JOYSTICK, (S/N 0160038555 & After)		
	91404445	1	COVER ATTACHING KIT		
	91404091	1	OVAL KNOB HANDLE		
	91404446	1	CABLE HARDWARE KIT, 1/4-28		
	91404210	1	HEX JAM NUT, 1/2-13, (Before S/N 0160038555)		
	91404447	1	SPRING PACK, (Before S/N 0160038555)		
	91404448	1	TOP BOOT, (Before S/N 0160038555)		
	2	88201065	2		HEX HD CAPSCREW, 1/2-13X1, GR5
	3	88551111	2		WASHER, 1/2
4	91403317	1	LH SWAY DASH PANEL		
5	80363033	4	FLAT HD CAPSCREW, #10-24X1		
6	91403309	1	TILT-SWAY CABLE		
7	91401172	1	LH SWAY BRACKET		
8	88201009	3	HEX HD CAPSCREW, 1/4-20X2, GR5		
9	88501004	3	HEX NUT, 1/4-20		
10	88551009	3	LOCKWASHER, 1/4		
11	80363034	4	TINNERMAN NUT		



OPTIONS

Figure 12-19 RH Tilt & Sway Assembly



VIEW A-A



Figure 12-19 RH Tilt & Sway Assembly

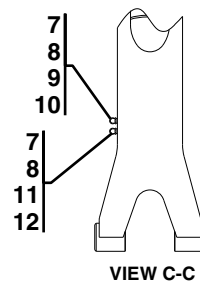
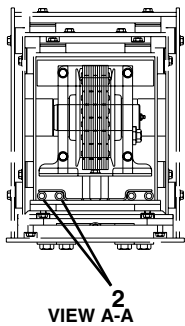
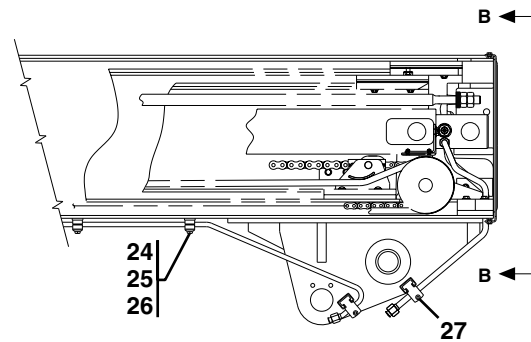
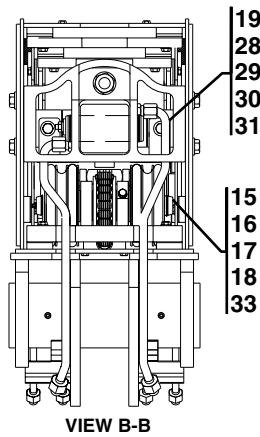
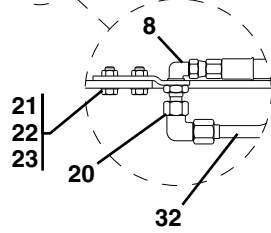
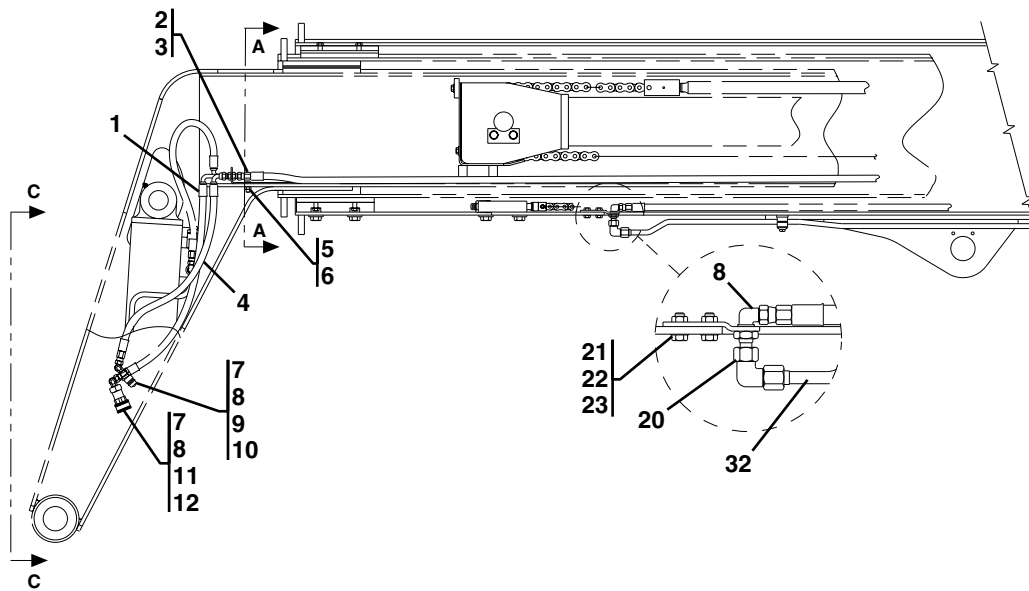
Item	Part Number	Qty.	Description	Rev.
	91405015	1	RH TILT & SWAY ASSY, (includes all items)	E
1	91403178	1	RH CONTROLLER JOYSTICK	
2	91403324	1	BLANK DASH PANEL	
3	88201020	3	HEX HD CAPSCREW, 5/16-18X1, GR5, (Before S/N 0160001921)	
	88201018	3	HEX HD CAPSCREW, 5/16-18X3/4, GR5, (S/N 0160001921 & After)	
4	88551010	3	LOCKWASHER, 5/16	
5	88241026	8	SOCKET FLAT HEAD CAPSCREW, #10-24X1-1/4, (Before S/N 0160000880)	
	80363033	8	SOCKET FLAT HEAD CAPSCREW, #10-24X1, (S/N 0160000885 & After)	
6	91403326	1	RH TILT-SWAY PANEL, (Before S/N 0160000880)	
	91413111	1	RH TILT-SWAY PANEL, (S/N 0160000885 & After)	
7	91403308	2	TILT-SWAY CABLE	
8	91416013	1	RH CONTROL BRACKET	
9	88201005	4	HEX HD CAPSCREW, 1/4-20X1, GR5	
10	88501004	4	HEX NUT, 1/4-20, (Before S/N 0160001921)	
	91416017	4	PLATE WELD, (S/N 0160001921 & After)	
11	80363034	8	TINNERMAN NUT	



OPTIONS

Before S/N 0160037689

Figure 12-20 Auxiliary Boom Assembly



PAP22220



Figure 12-20 Auxiliary Boom Assembly

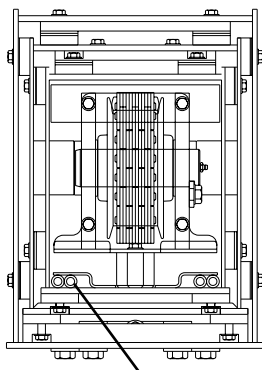
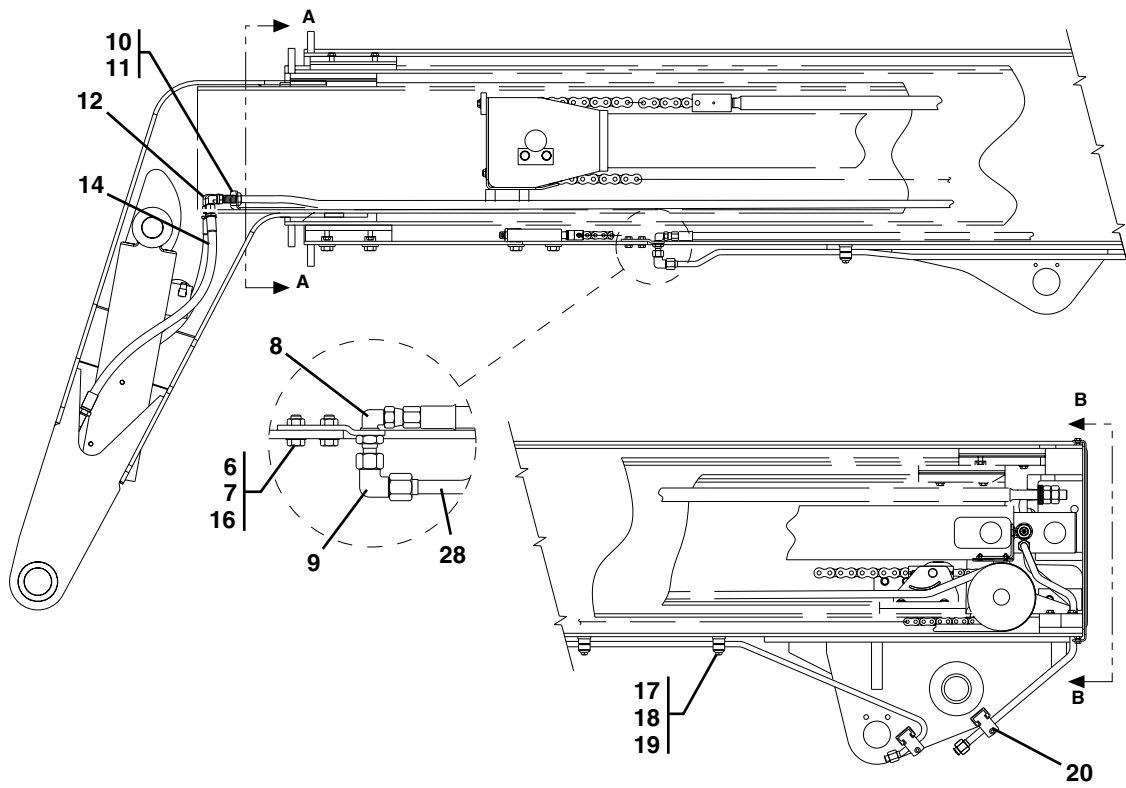
Item	Part Number	Qty.	Description	Rev.
	91405100	1	AUXILIARY BOOM ASSY, (includes all items)	J
1	84719359	1	HOSE ASSY	
2	84719168	2	HOSE ASSY, (Before S/N 0160016955 excluding 0160015548, 0160016461, 0160016462, 0160016463 & 0160016648)	
	2754603	1	HOSE ASSY, (S/N 0160016955 & After including 0160015548, 0160016461, 0160016462, 0160016463 & 0160016648)	
3	2230024	1	BULKHEAD UNION, 9/16-18X3/8, TUBE	
4	84719358	1	HOSE ASSY	
5	91401354	1	HOSE RETAINER	
6	88501006	2	HEX NUT, 3/8-16	
7	91403444	2	ADAPTER, 90 DEGREE	
8	2230043	4	BULKHEAD FITTING, 90 DEGREE	
9	91403414	1	MALE QUICK CONNECT	
10	91043126	1	DUST CAP	
11	91403413	1	FEMALE QUICK CONNECT	
12	91043125	1	DUST PLUG	
15	91403019	1	RETRACT SHEAVE PIN	
16	91403127	AR	THRUST WASHER	
17	90028932	1	RETAINING RING	
18	3580347	1	HOSE SHEAVE	
19	91405086	1	HOSE RETAINER ASSY, (includes items 28 thru 31)	B
20	91403415	2	ADAPTER, 90 DEGREE	
21	88201034	2	HEX HD CAPSCREW, 3/8-16X1-1/4, GR5	
22	88561109	2	FLAT WASHER, 3/8	
23	91401344	1	HOSE BRACKET	
24	77133168	3	CLAMP SET, 1/2-1/2	
25	77133140	3	COVER PLATE	
26	77133177	3	HEX HD CAPSCREW, 5/16X1-3/8	
27	91083216	2	CLAMP, 1/2	
28	91401436	1	RH HOSE RETAINER	
29	91403499	1	PAD	
30	88241023	4	SOCKET FLAT HD CAPSCREW, #10-24X5/8	
31	88501612	4	HEX NUT, #10-24	
32	4569358	2	TUBE ASSY	
33	91403126	AR	THRUST WASHER	



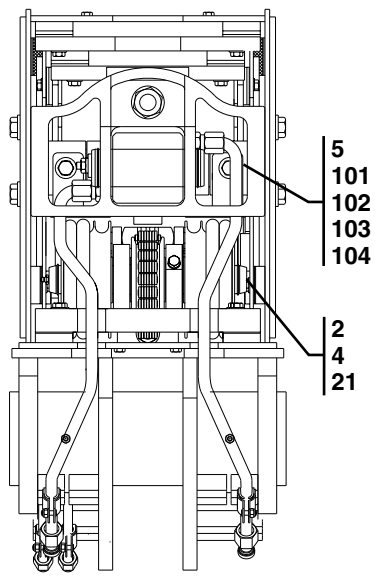
OPTIONS

S/N 0160037689 & After

Figure 12-20 Auxiliary Boom Assembly



12
VIEW A - A



VIEW B - B

PAP22230



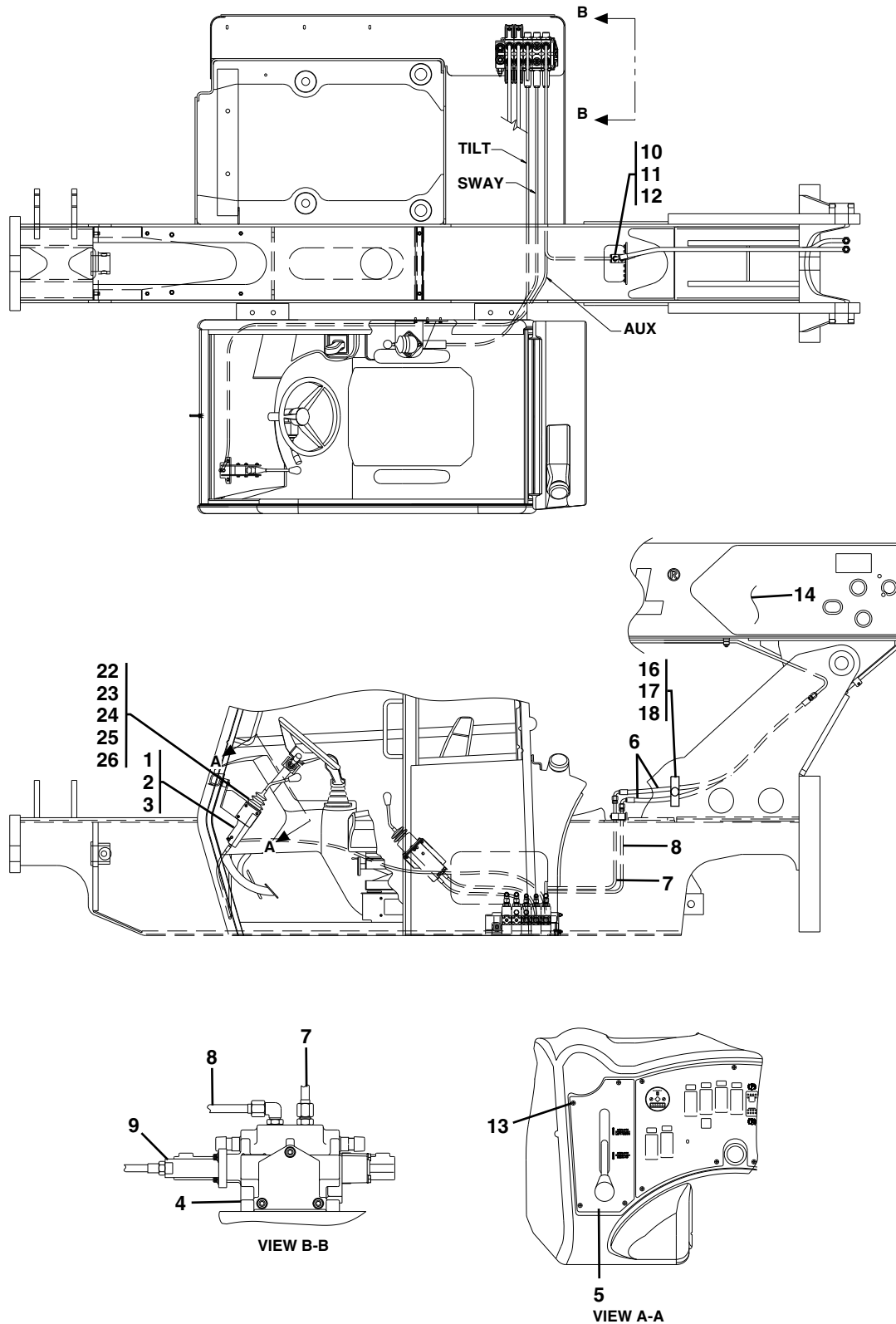
Figure 12-20 Auxiliary Boom Assembly

Item	Part Number	Qty.	Description	Rev.
	1001100092	1	AUXILIARY BOOM ASSY, (includes items 2 thru 28)	F
2	91403127	AR	THRUST WASHER	
4	3580347	1	HOSE SHEAVE	
5	91405086	1	HOSE RETAINER ASSY, (includes items 101 thru 104)	B
6	0641607	2	HEX HD CAPSCREW, 3/8-16X1-1/4, GR5	
7	4711600	2	FLAT WASHER, 3/8	
8	2171206	2	BULKHEAD FITTING, 90 DEGREE	
9	2221253	2	FITTING, 90 DEGREE	
10	1001101788	1	HOSE RETAINER	
11	88501006	2	HEX NUT, 3/8-16	
12	1001112207	1	HOSE ASSY	
14	1001099889	2	HOSE ASSY	
16	1001090032	1	HOSE BRACKET	
17	77133168	3	CLAMP SET, 1/2-1/2	
18	77133140	3	COVER PLATE	
19	0641511	3	HEX HD CAPSCREW, 5/16X1-3/8	
20	91083216	2	CLAMP, 1/2	
21	91403126	AR	THRUST WASHER	
28	1001001333	2	TUBE ASSY	
101	91401436	1	RH HOSE RETAINER	
102	91403499	1	PAD	
103	88241023	4	SOCKET FLAT HD CAPSCREW, #10-24X5/8	
104	88501612	4	HEX NUT, #10-24	



OPTIONS

Figure 12-21 LH Auxiliary Hydraulics Assembly



PAP23560



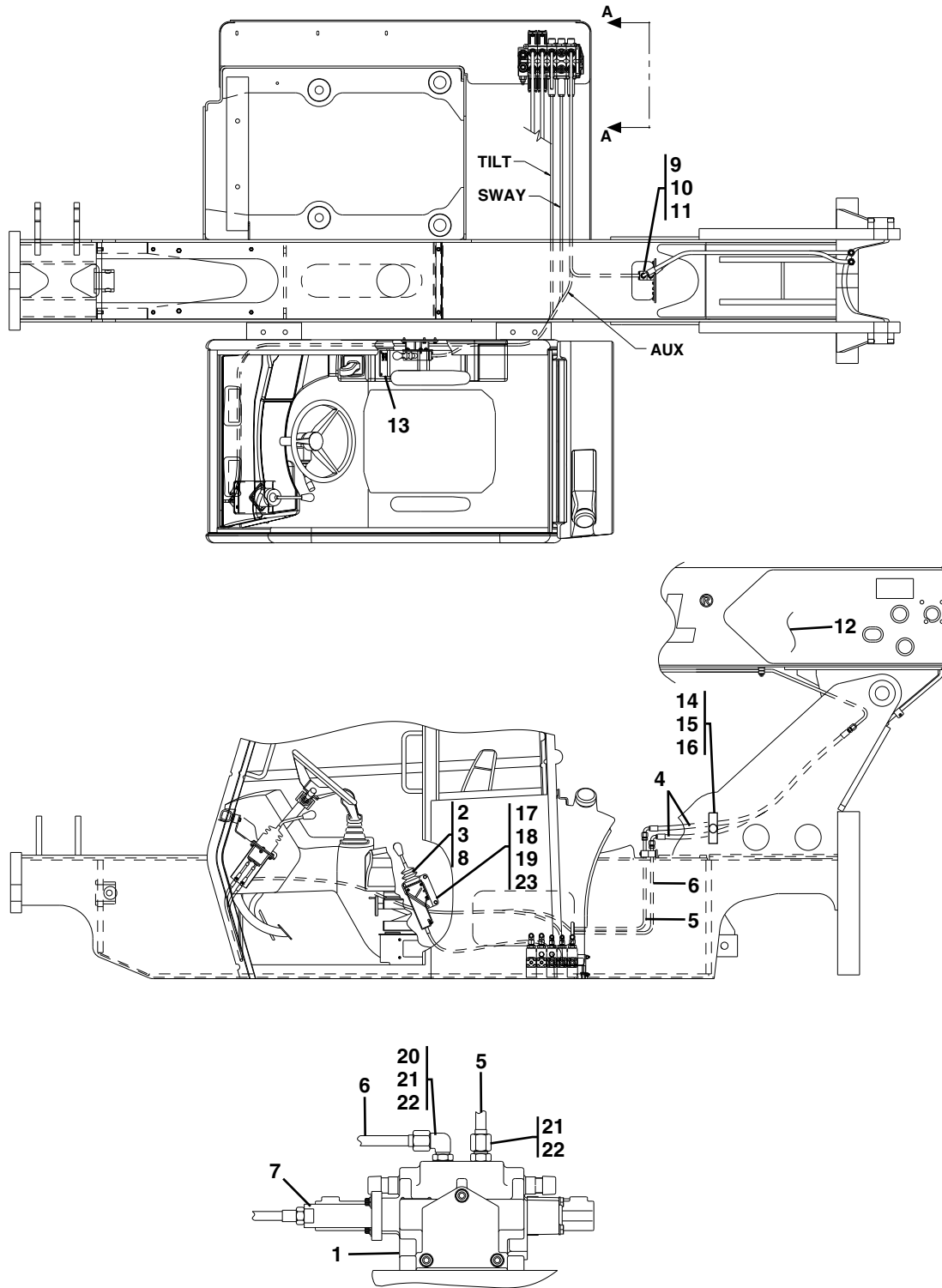
Figure 12-21 LH Auxiliary Hydraulics Assembly

Item	Part Number	Qty.	Description	Rev.
	91405052	1	LH AUXILIARY HYDRAULICS ASSY, (Before S/N 0160037689) , (includes all items)	L
	1001105827	1	LH AUXILIARY HYDRAULICS ASSY, (S/N 0160037689 & After) , (includes all items)	C
1	91403273	1	LH VERTICAL CONTROL JOYSTICK	
	91404091	1	OVAL KNOB HANDLE	
2	0641808	2	HEX HD CAPSCREW, 1/2-13X1, GR5	
3	4761800	2	LOCKWASHER, 1/2	
4		Ref	5 SECTION MAIN CONTROL VALVE, (see Figure 12-24 for details)	
5	91403316	1	LH VERTICAL DASH PANEL	
6	84719205	2	HOSE ASSY, (Before S/N 0160037689)	
	1001102661	2	HOSE ASSY, (S/N 0160037689 & After)	
7	91403549	1	HYDRAULIC TUBE, (Auxiliary)	
8	91403550	1	HYDRAULIC TUBE, (Auxiliary)	
9	91123062	1	CABLE TO VALVE ADAPTER BONNET	
10	91033138	2	CLAMP SET, 1/2	
11	0641422	2	HEX HD CAPSCREW, 1/4-20X2-3/4, GR5	
12	77133498	1	COVER PLATE	
13	80363033	4	FLAT HEAD CAPSCREW, 10-24X1	
14		Ref	AUXILIARY BOOM ASSEMBLY, (see Figure 12-20 for details)	
16	77133136	1	CLAMP SET	
17	77133137	1	COVER PLATE	
18	88201023	1	HEX HD CAPSCREW, 5/16-18X1-3/4, GR5	
22	91403309	1	CABLE	
23	91401432	1	LH VERTICAL BRACKET, (Before S/N 0160029242)	
	1001091157		LH VERTICAL BRACKET, (S/N 0160029244 & After)	
24	88201009	3	HEX HD CAPSCREW, 1/4-20X2-1/2, GR5	
25	88501004	3	HEX NUT, 1/4-20	
26	88551009	3	LOCKWASHER	



OPTIONS

Figure 12-22 RH Auxiliary Hydraulics Assembly



VIEW A-A

PAP23890



Figure 12-22 RH Auxiliary Hydraulics Assembly

Item	Part Number	Qty.	Description	Rev.
	91405012	1	RH AUXILIARY HYDRAULICS ASSY, (Before S/N 0160037689) , (includes all items)	J
	1001105828	1	RH AUXILIARY HYDRAULICS ASSY, (S/N 0160037689 & After) , (includes all items)	B
1		Ref	5 SECTION MAIN CONTROL VALVE, (see Figure 12-24 for details)	
2	91405067	1	RH VERTICAL CONTROL ASSY	
3	88201034	3	HEX HD CAPSCREW, 5/16-18X2-1/4, GR5	
4	84719205	2	HOSE ASSY, (Before S/N 0160037689)	
	1001102661	2	HOSE ASSY, (S/N 0160037689 & After)	
5	91403549	1	HYDRAULIC TUBE, (Auxiliary)	
6	91403550	1	HYDRAULIC TUBE, (Auxiliary)	
7	91123062	1	VALVE CONNECTION KIT	
8	4711500	3	WASHER, 5/16	
9	91033138	2	CLAMP SET, 1/2	
10	0641422	2	HEX HD CAPSCREW, 1/4-20X2-3/4	
11	77133498	1	COVER PLATE	
12		Ref	AUXILIARY BOOM ASSEMBLY, (see Figure 12-20 for details)	
13	91403328	1	RH PANEL, AUXILIARY HYDRAULICS, (Before S/N 0160037689)	
	91413112	1	RH PANEL, AUXILIARY HYDRAULICS, (S/N 0160037689 & After)	
14	77133136	1	CLAMP SET	
15	77133137	1	COVER PLATE	
16	88201023	1	HEX HD CAPSCREW, 5/16-18X1-3/4, GR5	
17	91403308	1	TILT-SWAY CABLE	
18	91416012	1	RH CONTROL BRACKET	
19	88211047	3	SOCKET HD CAPSCREW, 1/4-20X2-1/4, GR8	
20	8765204	1	ELBOW, 90 DEGREE, (swivel nut)	
21	2220374	2	ADAPTER, (includes item 22)	
22	88591206	1	O-RING	
23	4711400	6	FLAT WASHER, 1/4	



OPTIONS

Before S/N 0160037689

Figure 12-23 Auxiliary Electrics Assembly

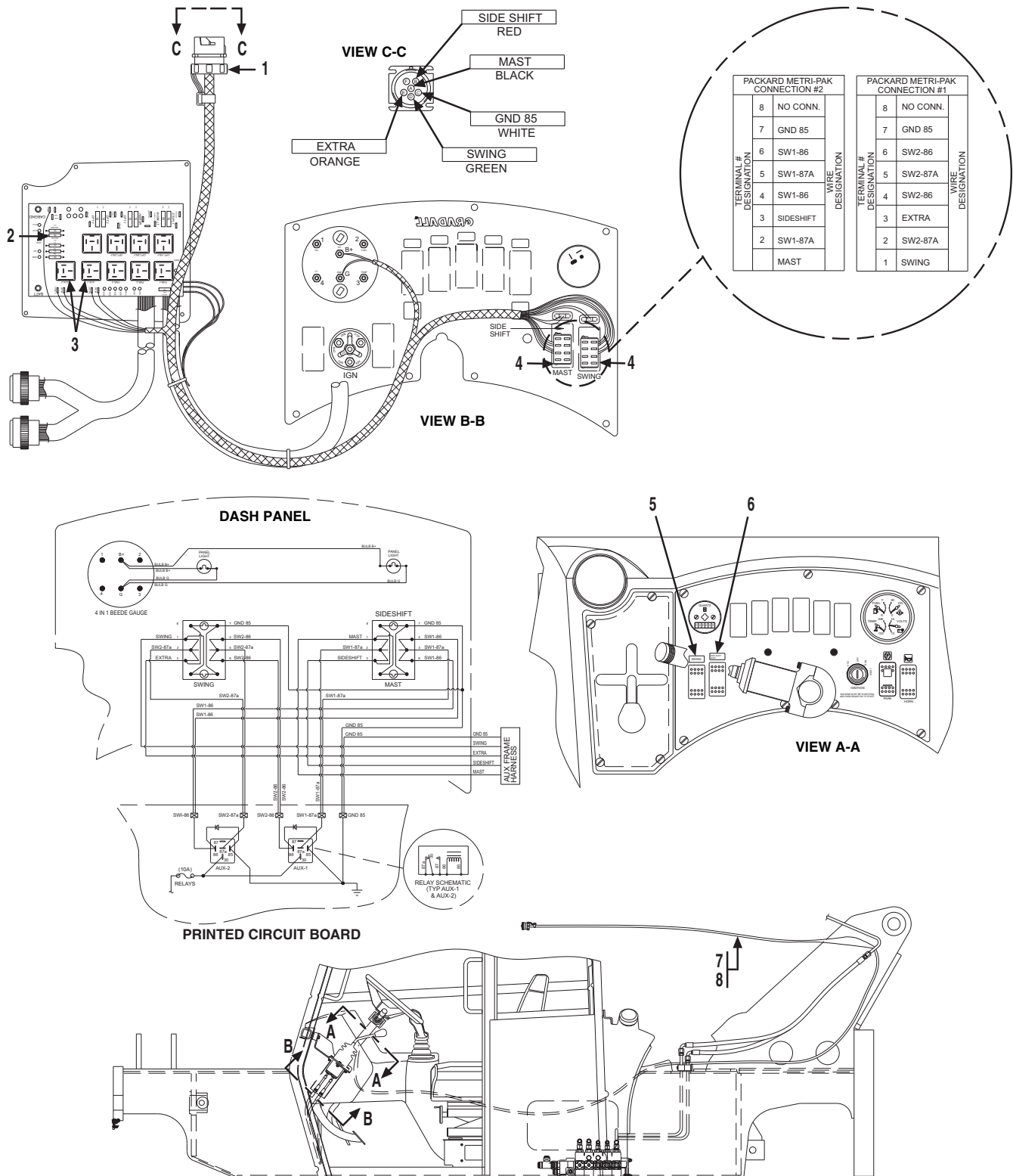
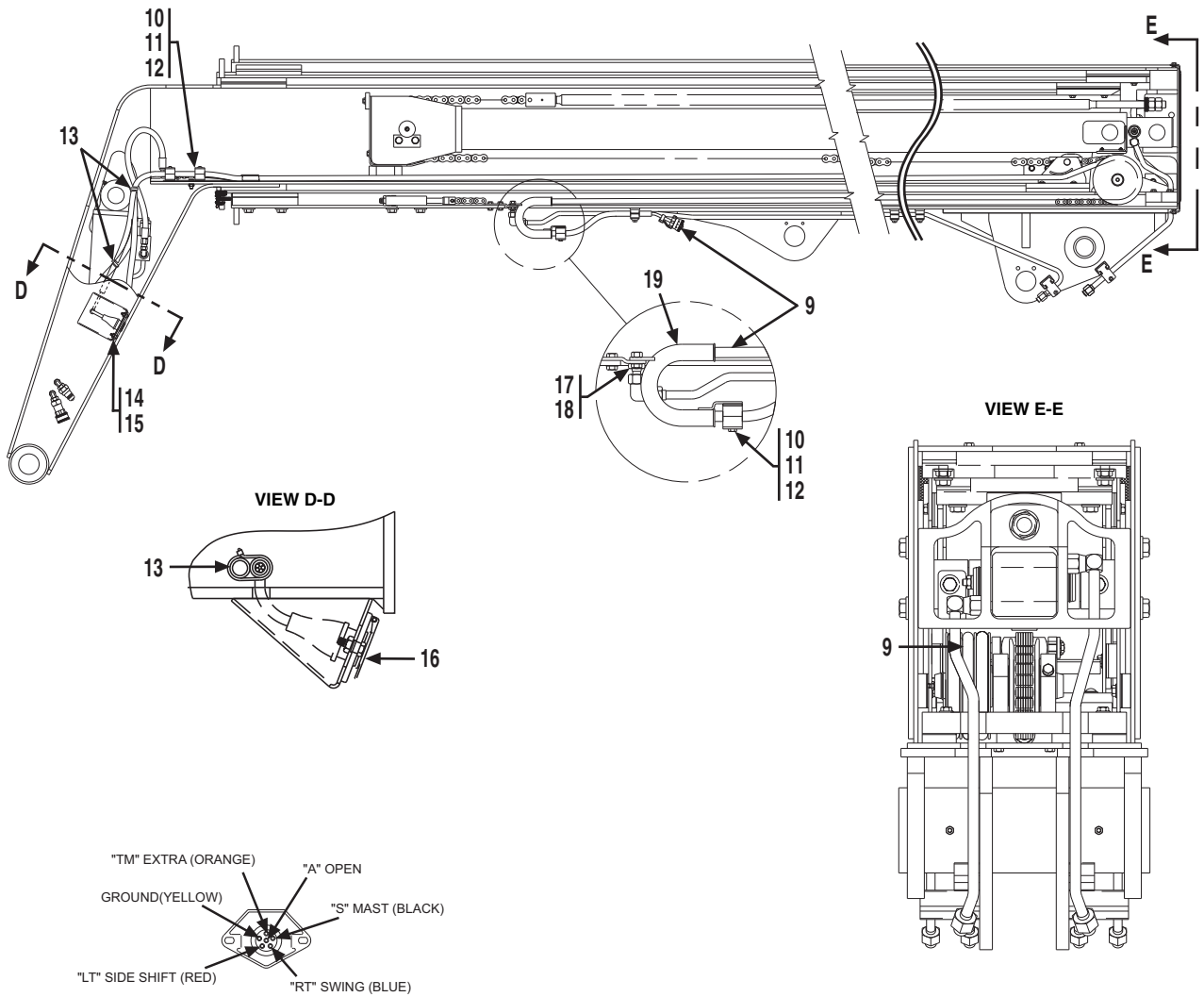




Figure 12-23 Auxiliary Electrics Assembly (Continued)



6 CONTACT SOCKET (ON BOOM HEAD)

PLUG CONNECTOR WIRE CHART		
CONN. BODY LETTER	WIRE COLOR	WIRE DESIGNATION
A	BLACK	MAST
B	RED	SIDESHIFT
C	YELLOW	GND 85
D	BLUE	SWING
E	ORANGE	EXTRA
F	NO CONN.	NO CONN.



OPTIONS

Figure 12-23 Auxiliary Electrics Assembly

Item	Part Number	Qty.	Description	Rev.
	91405014	1	AUXILIARY ELECTRICS ASSY, (includes all items)	G
1	91473125	1	AUXILIARY DASH HARNESS	
2	77363267	1	AUTO FUSE, 10 AMP	
3	77363265	2	RELAY	
4	91473127	2	SWITCH, DPDT	
5	91403607	1	SWING DECAL	
6	91403606	1	SHIFT MAST DECAL	
7	91403318	1	AUXILIARY FRAME HARNESS	
8	90027187	6	NYLON TIE	
9	91403522	1	AUXILIARY ELECTRIC HARNESS	
10	77133497	3	CLAMP	
11	77133498	3	COVER PLATE	
12	77133209	6	HEX HD CAPSCREW, 1/4-20X1-5/16	
13	90027187	2	NYLON TIE	
14	91401276	1	CONNECTOR COVER	
15	88201005	2	HEX HD CAPSCREW, 1/4-20X1, GR5	
16	90207661	1	6 CONTACT SOCKET	
17	88201034	1	HEX HD CAPSCREW, 3/8-16X7/8, GR5	
18	88561004	1	FLAT WASHER, 3/8	
19	91403520	1	TUBE WELD	



Figure 12-23 Auxiliary Electrics Assembly (Continued)

Item	Part Number	Qty.	Description	Rev.



OPTIONS

S/N 0160037689 & After

Figure 12-23 Auxiliary Electrics Assembly

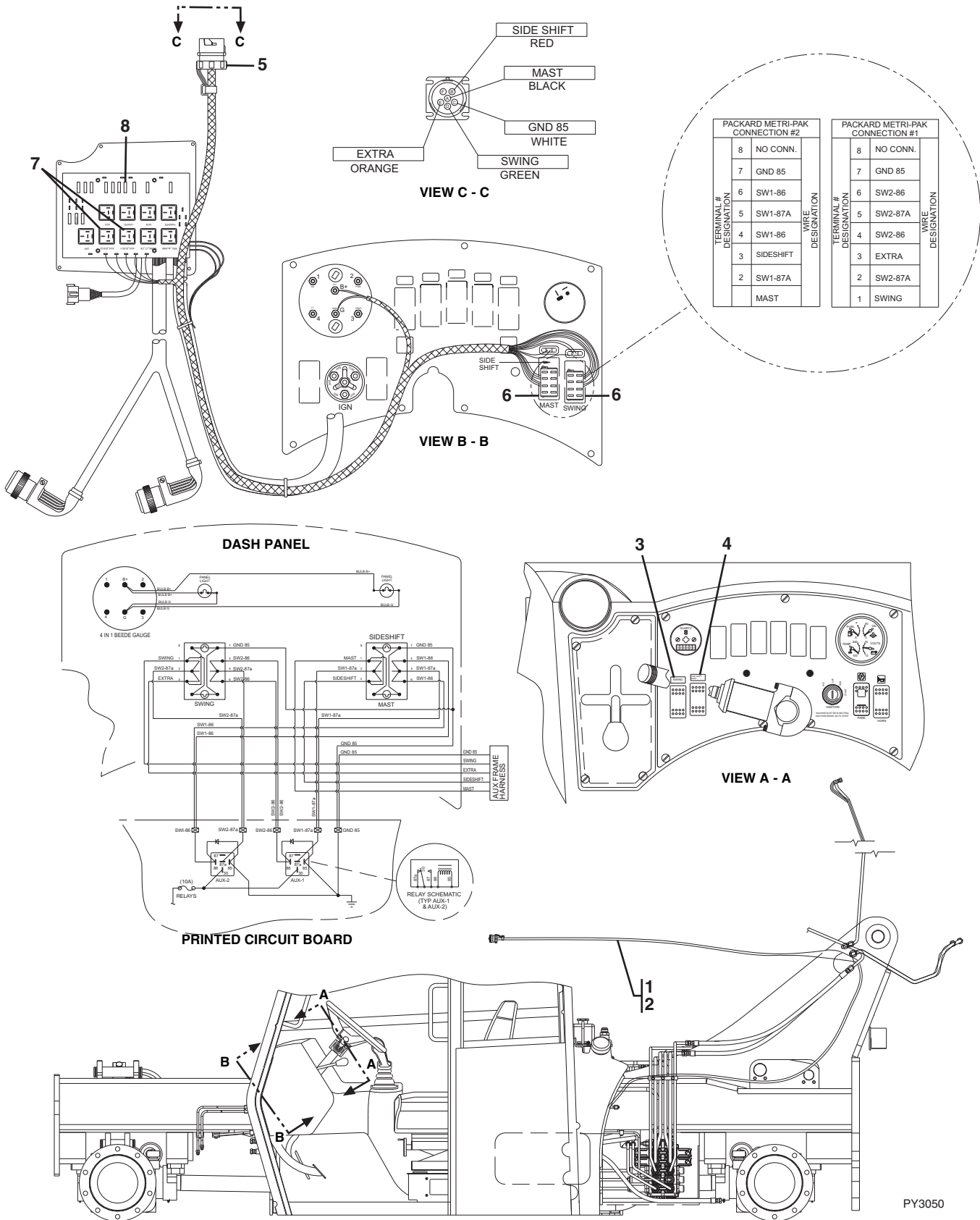
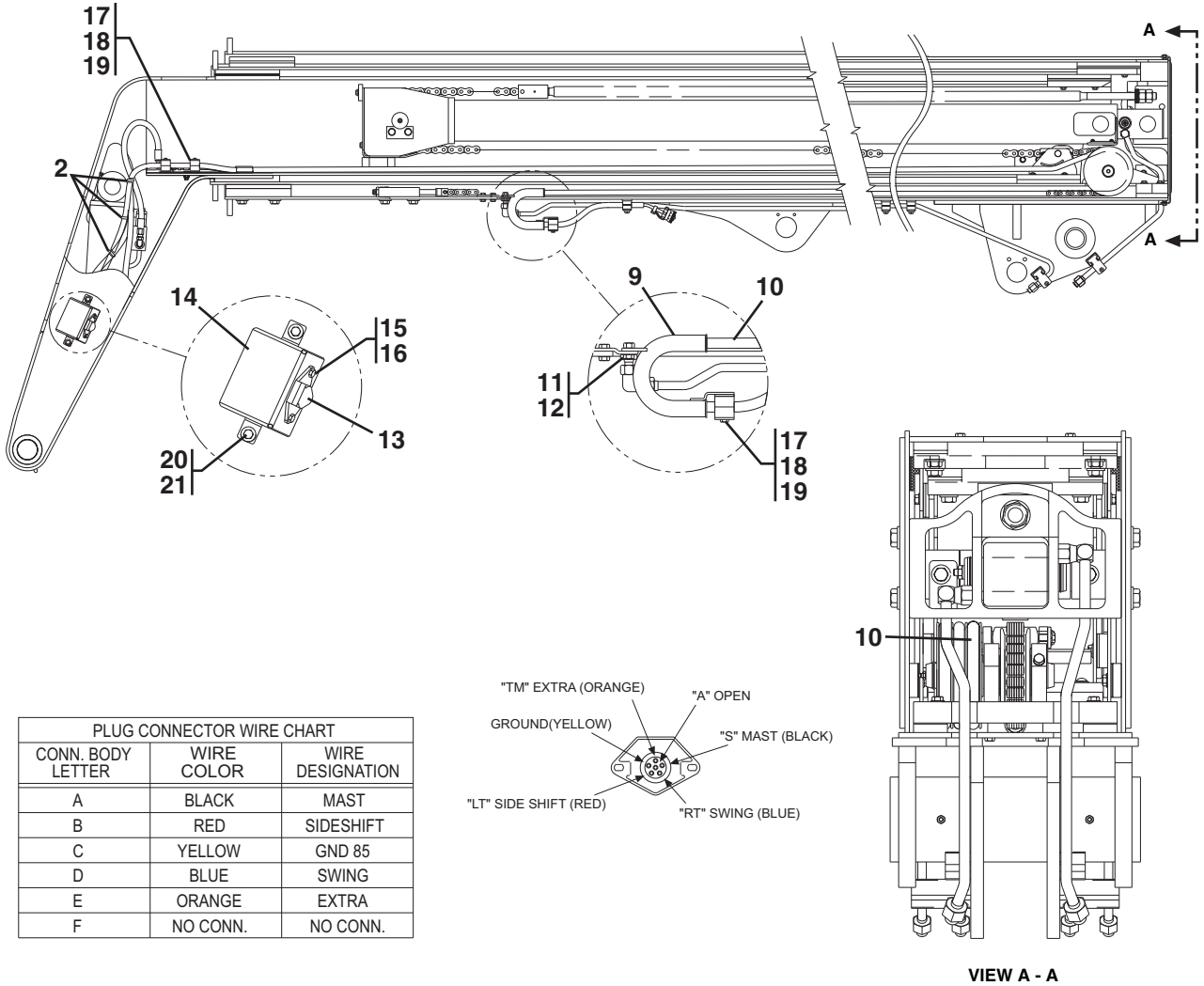




Figure 12-23 Auxiliary Electrics Assembly (Continued)



PLUG CONNECTOR WIRE CHART		
CONN. BODY LETTER	WIRE COLOR	WIRE DESIGNATION
A	BLACK	MAST
B	RED	SIDESHIFT
C	YELLOW	GND 85
D	BLUE	SWING
E	ORANGE	EXTRA
F	NO CONN.	NO CONN.

VIEW A - A

PY3060



OPTIONS

S/N 0160037689 & After

Figure 12-23 Auxiliary Electrics Assembly

Item	Part Number	Qty.	Description	Rev.
	1001101743	1	AUXILIARY ELECTRICS ASSY, (includes all items)	B
1	91403318	1	AUXILIARY FRAME HARNESS	
2	8584003	9	NYLON TIE	
3	91403607	1	SWING DECAL	
4	91403606	1	SWING MAST DECAL	
5	91473125	1	AUXILIARY DASH HARNESS	
6	91473127	2	SWITCH, DPDT	
7	77363265	2	RELAY	
8	77363267	1	AUTO FUSE, 10 AMP	
10	91403522	1	AUXILIARY ELECTRIC HARNESS	
11	0641607	1	HEX HD CAPSCREW, 3/8-16X7/8, GR5	
12	4751600	1	FLAT WASHER, 3/8	
13	90207661	1	6 CONTACT SOCKET	
14	1001099812	1	CONNECTOR COVER	
15	4711400	2	FLAT WASHER, 1/4	
16	0641408	2	HEX HD CAPSCREW, 1/4-20X1, GR5	
17	77133497	3	CLAMP	
18	77133498	3	COVER PLATE	
19	77133209	6	HEX HD CAPSCREW, 1/4-20X1-3/8	
20	4711600	2	FLAT WASHER, 3/8	
21	0641808	2	HEX HD CAPSCREW, 1/4-20X1	



Figure 12-23 Auxiliary Electrics Assembly (Continued)

Item	Part Number	Qty.	Description	Rev.



OPTIONS

Before S/N 0160037689

Figure 12-24 Main Control Valve With Auxiliary Hydraulics

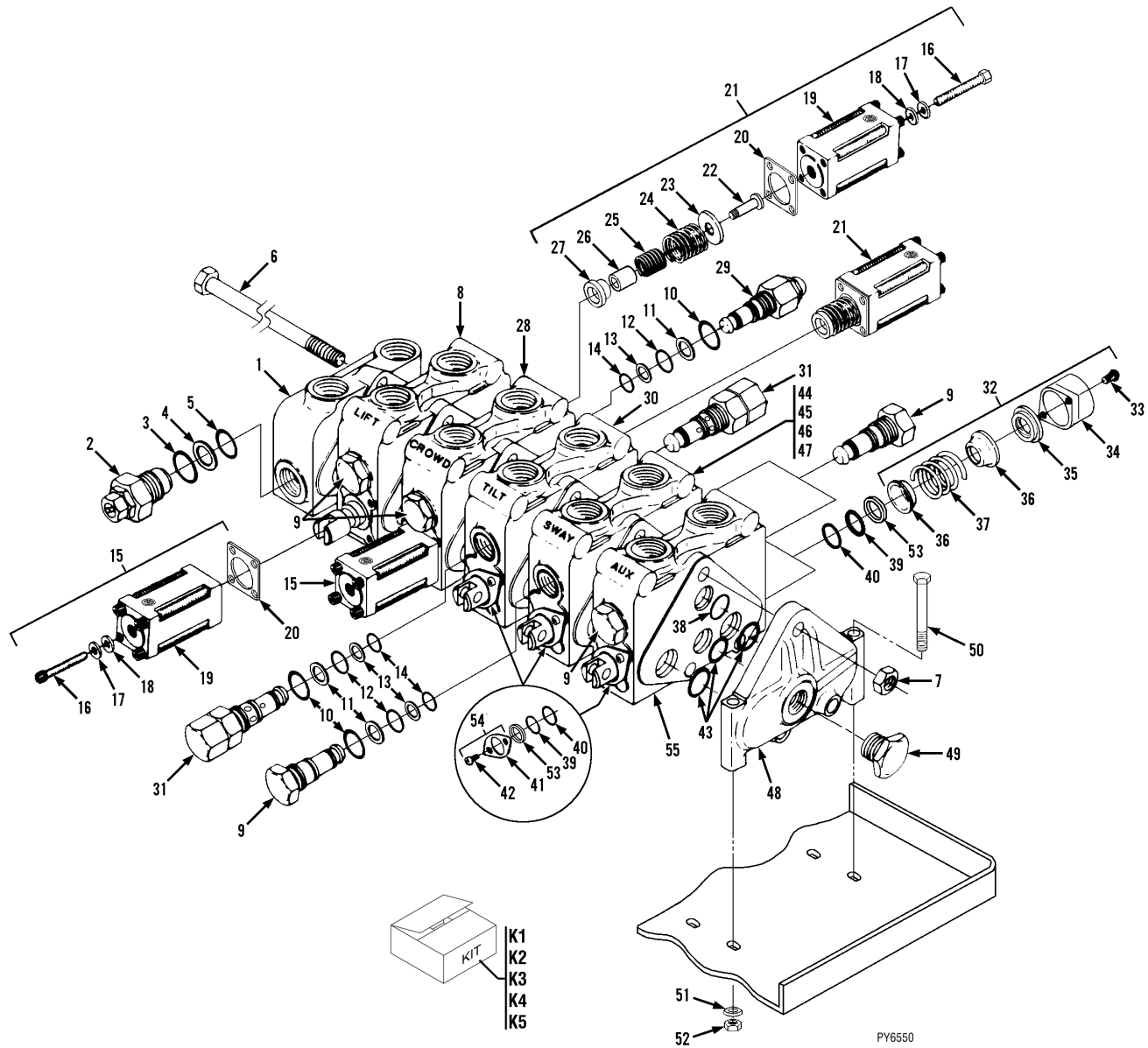




Figure 12-24 Main Control Valve With Auxiliary Hydraulics

Item	Part Number	Qty.	Description	Rev.
	91403540	1	MAIN HYDRAULIC CONTROL VALVE, (includes all items except 50 thru 53)	J
1	91084008	1	INLET COVER ASSY, (includes item 2)	
2	91084009	1	MAIN RELIEF, (includes items 3, 4 & 5)	
3	Use Kit K3	1	O-RING	
4	Use Kit K3	1	BACK-UP RING	
5	Use Kit K3	1	O-RING	
6	Use Kit K1	3	HEX HD CAPSCREW	
7	Use Kit K1	3	HEX NUT	
8	91404182	1	VALVE SECTION ASSY, (Lift), (includes one each of items 15, 21 & two of item 9)	
9	91404183	7	LOAD CHECK PLUG, (includes items 10 thru 14)	
10	Use Kit K4	2	O-RING	
11	Use Kit K4	1	BACK-UP RING	
12	Use Kit K4	1	O-RING	
13	Use Kit K4	1	O-RING	
14	Use Kit K4	2	BACK-UP RING	
15	91404184	2	HYDRAULIC REMOTE POSITIONER, (includes items 16 thru 20)	
16	NSS	4	SCREW	
17	NSS	4	LOCKWASHER	
18	NSS	4	BEARING PLATE	
19	NSS	1	BONNET	
20	NSS	1	SEAL	
21	91404185	2	HYDRAULIC REMOTE POSITIONER, (includes items 16 thru 20 & 22 thru 27)	
22	NSS	1	SPOOL POSITIONER	
23	NSS	1	WASHER	
24	NSS	1	SPRING, (large)	
25	NSS	1	SPRING, (small)	
26	NSS	1	STOP SLEEVE	
27	NSS	1	STOP COLLAR	
28	91404186	1	VALVE SECTION ASSY, (Crowd), (includes one each of items 9, 15, 21 & 29)	
29	91404187	1	RELIEF CARTRIDGE, (includes items 10 thru 14)	
30	91404188	1	VALVE SECTION ASSY, (Tilt), (includes one each of items 32, 53 & two each of items 31, 39, 40 & 54)	
31	91404189	2	RELIEF CARTRIDGE, (includes items 10 thru 14)	
32	91404190	3	SPOOL POSITIONER ASSY, (includes items 33 thru 37)	
33	NSS	2	SCREW	
34	NSS	1	BONNET	
35	NSS	1	SPOOL SPUD	
36	NSS	2	SPRING COLLAR	
37	NSS	1	SPRING	
38	Use Kit K2	1	O-RING	
39	Use Kit K5	6	BACK-UP WASHER	
40	Use Kit K5	6	O-RING	
41	NSS	1	RETAINER PLATE	
42	NSS	2	SCREW	
43	Use Kit K2	3	O-RING	
44	91404191	1	VALVE SECTION ASSY, (Sway), (includes one each of items 32, 53 & two each of items 9, 39, 40 & 54)	



OPTIONS

Figure 12-24 Main Control Valve With Auxiliary Hydraulics (Continued)

Item	Part Number	Qty.	Description	Rev.
45	91404192	2	PORT RESTRICTOR ASSY, (includes items 46 & 47)	
46	NSS	1	ORIFICE PLATE	
47	NSS	1	CONICAL SPRING	
48	91084278	1	OUTLET COVER ASSY, (includes item 49)	
49	91084279	1	PLUG	
50	88201028	3	HEX HD CAPSCREW, 5/16-18X3, GR5	
51	88561003	3	FLAT WASHER, 5/16	
52	88521305	3	NYLOCK NUT, 5/16-18	
53	Use Kit K5	6	SEAL RETAINER	
54	91404180	3	SEAL RETAINER KIT, (includes items 41 & 42)	
55	91084014	1	VALVE SECTION ASSY, (Auxiliary), (includes one each of items 32 & 54 & two each of items 9, 39, 40 & 53)	
K1	91084203	1	STUD KIT, (includes items 6 & 7)	
K2	91404178	6	VALVE SECTION SEAL KIT, (includes items 38 & 43)	
K3	91404179	1	MAIN RELIEF SEAL KIT, (includes items 3, 4 & 5)	
K4	70020717	8	PLUG SEAL KIT, (includes items 10 thru 14)	
K5	91404181	6	SPOOL SEAL KIT, (includes one each of items 39, 40 & 53)	



Figure 12-24 Main Control Valve With Auxiliary Hydraulics (Continued)

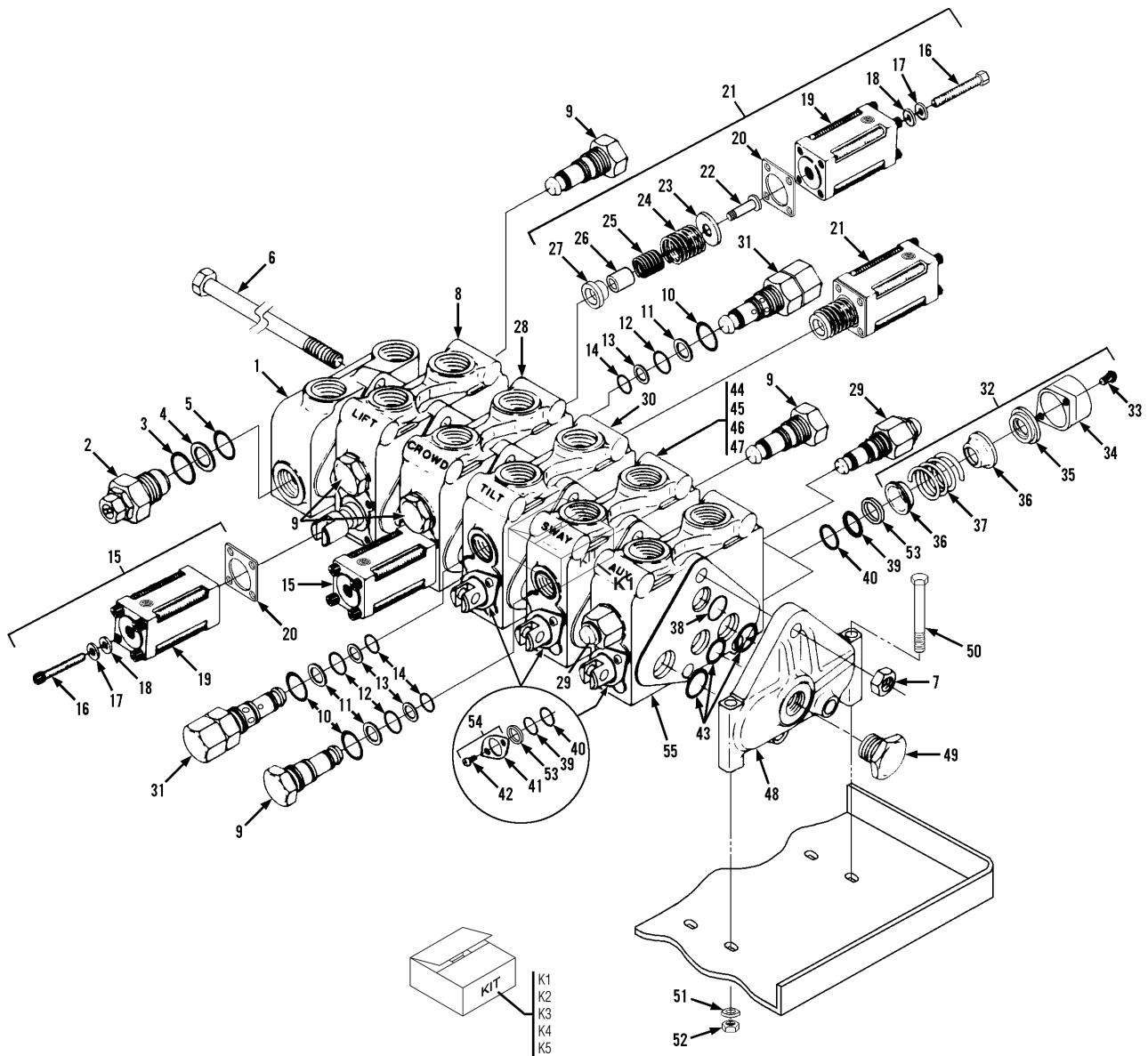
Item	Part Number	Qty.	Description	Rev.



OPTIONS

S/N 0160037689 & After

Figure 12-24 Main Control Valve With Auxiliary Hydraulics



PY6490



Figure 12-24 Main Control Valve With Auxiliary Hydraulics

Item	Part Number	Qty.	Description	Rev.
	1001109217	1	MAIN HYDRAULIC CONTROL VALVE, (includes all items)	A
1	91084008	1	INLET COVER ASSY, (includes item 2)	
2	91084009	1	MAIN RELIEF, (includes items 3, 4 & 5)	
3	Use Kit K3	1	O-RING	
4	Use Kit K3	1	BACK-UP RING	
5	Use Kit K3	1	O-RING	
6	Use Kit K1	3	HEX HD CAPSCREW	
7	Use Kit K1	3	HEX NUT	
8	91404182	1	VALVE SECTION ASSY, (Lift), (includes one each of items 15, 21 & two of item 9)	
9	91084010	3	LOAD CHECK PLUG, (includes items 10 thru 14)	
10	Use Kit K4	2	O-RING	
11	Use Kit K4	1	BACK-UP RING	
12	Use Kit K4	1	O-RING	
13	Use Kit K4	1	O-RING	
14	Use Kit K4	2	BACK-UP RING	
15	91094023	2	HYDRAULIC REMOTE POSITIONER, (includes items 16 thru 20)	
16	NSS	4	SCREW	
17	NSS	4	LOCKWASHER	
18	NSS	4	BEARING PLATE	
19	NSS	1	BONNET	
20	NSS	1	SEAL	
21	91094024	2	HYDRAULIC REMOTE POSITIONER, (includes items 16 thru 20 & 22 thru 27)	
22	NSS	1	SPOOL POSITIONER	
23	NSS	1	WASHER	
24	NSS	1	SPRING, (large)	
25	NSS	1	SPRING, (small)	
26	NSS	1	STOP SLEEVE	
27	NSS	1	STOP COLLAR	
28	91404186	1	VALVE SECTION ASSY, (Crowd), (includes one each of items 9, 15, 21 & 31)	
29	91404187	1	RELIEF CARTRIDGE, (includes items 10 thru 14)	
30	91404188	1	VALVE SECTION ASSY, (Tilt), (includes one each of items 32, 53 & two each of items 31, 39, 40 & 54)	
31	91404189	2	RELIEF CARTRIDGE, (includes items 10 thru 14)	
32	91084004	3	SPOOL POSITIONER ASSY, (includes items 33 thru 37)	
33	NSS	2	SCREW	
34	NSS	1	BONNET	
35	NSS	1	SPOOL SPUD	
36	NSS	2	SPRING COLLAR	
37	NSS	1	SPRING	
38	Use Kit K2	1	O-RING	
39	Use Kit K5	6	BACK-UP WASHER	
40	Use Kit K5	6	O-RING	
41	NSS	1	RETAINER PLATE	
42	NSS	2	SCREW	
43	Use Kit K2	3	O-RING	
44	91404191	1	VALVE SECTION ASSY, (Sway), (includes one each of items 32, 53 & two each of items 9, 39, 40 & 54)	



OPTIONS

Figure 12-24 Main Control Valve With Auxiliary Hydraulics (Continued)

Item	Part Number	Qty.	Description	Rev.
45	91404192	2	PORT RESTRICTOR ASSY, (includes items 46 & 47)	
46	NSS	1	ORIFICE PLATE	
47	NSS	1	CONICAL SPRING	
48	91084278	1	OUTLET COVER ASSY, (includes item 49)	
49	91084279	1	PLUG	
50	88201028	3	HEX HD CAPSCREW, 5/16-18X3, GR5	
51	88561003	3	FLAT WASHER, 5/16	
52	88521305	3	NYLOCK NUT, 5/16-18	
53	Use Kit K5	6	SEAL RETAINER	
54	91084006	3	SEAL RETAINER KIT, (includes items 41 & 42)	
55	7029862	1	VALVE SECTION ASSY, (Auxiliary), (includes one each of items 32, 54 & two each of items 29, 39, 40 & 53)	
K1	91084203	1	STUD KIT, (includes items 6 & 7)	
K2	91404178	6	VALVE SECTION SEAL KIT, (includes items 38 & 43)	
K3	91404179	1	MAIN RELIEF SEAL KIT, (includes items 3, 4 & 5)	
K4	70020717	8	PLUG SEAL KIT, (includes items 10 thru 14)	
K5	91084005	6	SPOOL SEAL KIT, (includes one each of items 39, 40 & 53)	



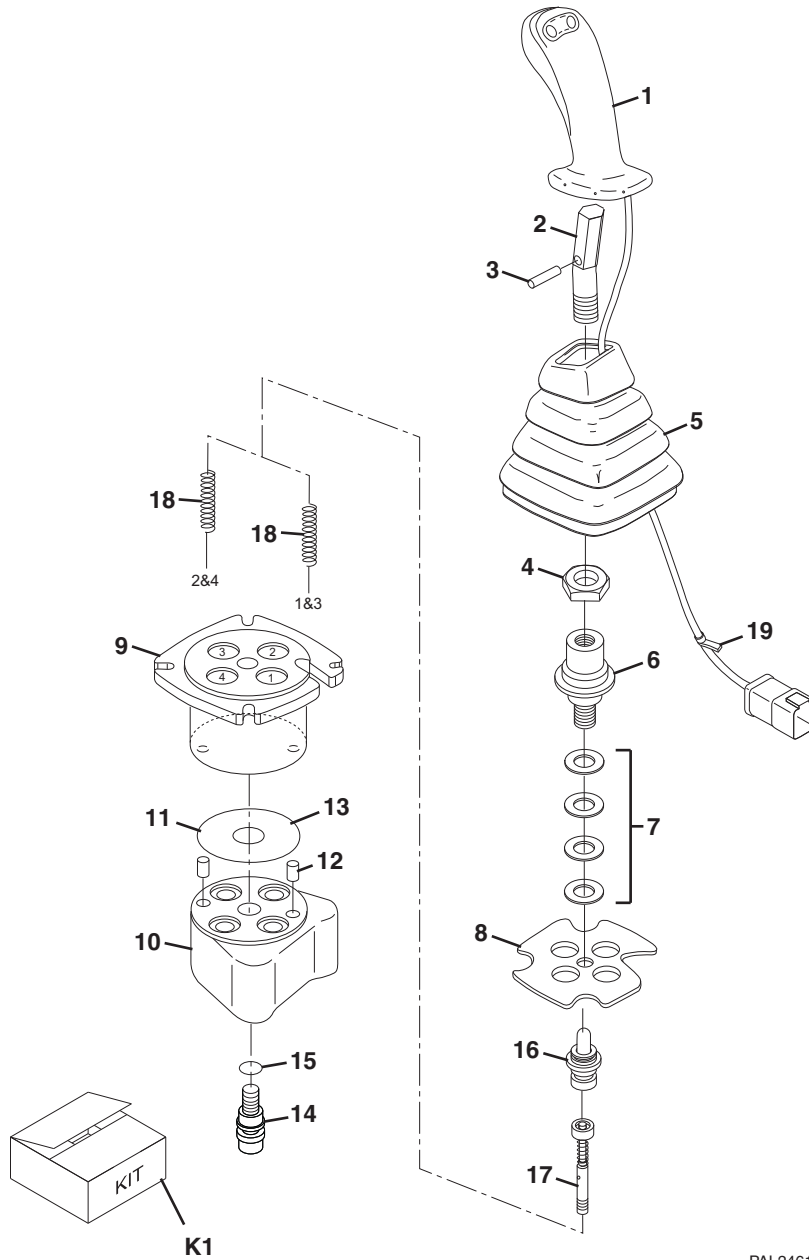
Figure 12-24 Main Control Valve With Auxiliary Hydraulics (Continued)

Item	Part Number	Qty.	Description	Rev.



OPTIONS

Figure 12-25 Boom Joystick With Tilt



PAL2461

NOTE:

THE BOSCH REXROTH CORPORATION JOYSTICK HANDLE SWITCH IS NOT A FIELD SERVICABLE COMPONENT. ANY ATTEMPT BY NON-FACTORY AUTHORIZED PERSONNEL TO REPAIR OR REPLACE THE SWITCH WILL VOID THE WARRANTY & CAN RESULT IN A JOYSTICK MALFUNCTION.



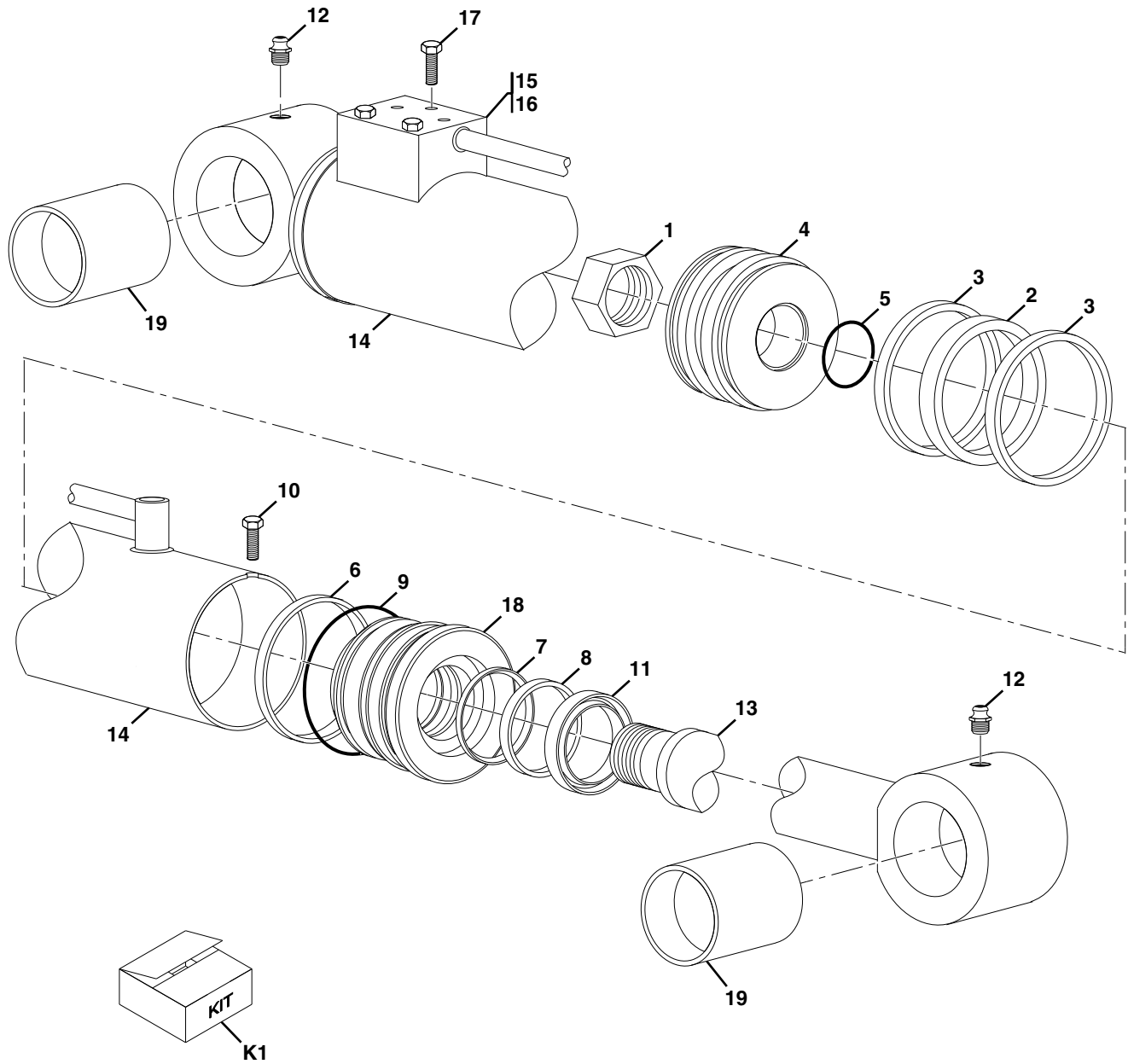
Figure 12-25 Boom Joystick With Tilt

Item	Part Number	Qty.	Description	Rev.
	91403491	1	BOOM JOYSTICK WITH ADJUSTABLE TILT, (if equipped), (includes all items)	A
1	91404325	1	BOOM JOYSTICK HANDLE WITH WIRE & CONNECTOR	
2	91404011	1	BENT LEVER KIT, (includes items 3 & 4)	
3	NSS	1	SPRING PIN	
4	NSS	1	HEX NUT	
5	80364095	1	BOOT	
6	80264138	1	CARDAN KIT, (includes item 7)	
7	NSS	AR	SHIM	
8	91404013	1	RETAINING PLATE	
9	91404016	1	UPPER BODY, (includes item 10)	
10	NSS	1	LOWER BODY	
11	Use Kit K1	1	O-RING	
12	Use Kit K1	2	DOWEL PIN	
13	Use Kit K1	1	O-RING	
14	Use Kit K1	1	SCREW ASSY	
15	Use Kit K1	1	O-RING	
16	80934498	4	PLUNGER & GUIDE KIT	
17	91404327	4	REGULATING UNIT	
18	91504028	1	SPRING, (ports 1 & 3), (pack of two)	
	91504029	1	SPRING, (ports 2 & 4), (pack of two)	
19	80264139	1	GROMMET WITH CABLE TIE KIT	
K1	91404326	AR	SEAL KIT, (includes items 11 thru 15)	



OPTIONS

Figure 12-26 Sway Cylinder



PAP23870



Figure 12-26 Sway Cylinder

Item	Part Number	Qty.	Description	Rev.
	91403279	1	SWAY CYLINDER, (includes all items)	B
1	91144038	1	LOCKNUT	
2	Use Kit K1	1	PISTON SEAL	
3	Use Kit K1	2	WEAR RING	
4	91404355	1	PISTON	
5	Use Kit K1	1	O-RING	
6	Use Kit K1	1	U-CUP SEAL	
7	Use Kit K1	1	STEP SEAL	
8	Use Kit K1	1	U-CUP SEAL	
9	Use Kit K1	1	O-RING	
10	91124096	1	SELF-TAPPING SCREW	
11	91404360	1	WIPER	
12	91144128	2	GREASE FITTING	
13	91404361	1	SHAFT ASSY	
14	91404362	1	CASE ASSY	
15	91404363	1	COVER	
16	Use Kit K1	1	GASKET	
17	91404365	3	CAPSCREW	
18	91404366	1	HEAD	
19	91404352	2	BUSHING	
K1	91404367	AR	SEAL KIT, (includes items 2, 3, 5 thru 9, 11 & 16)	



OPTIONS

Figure 12-27 Swing Cylinder

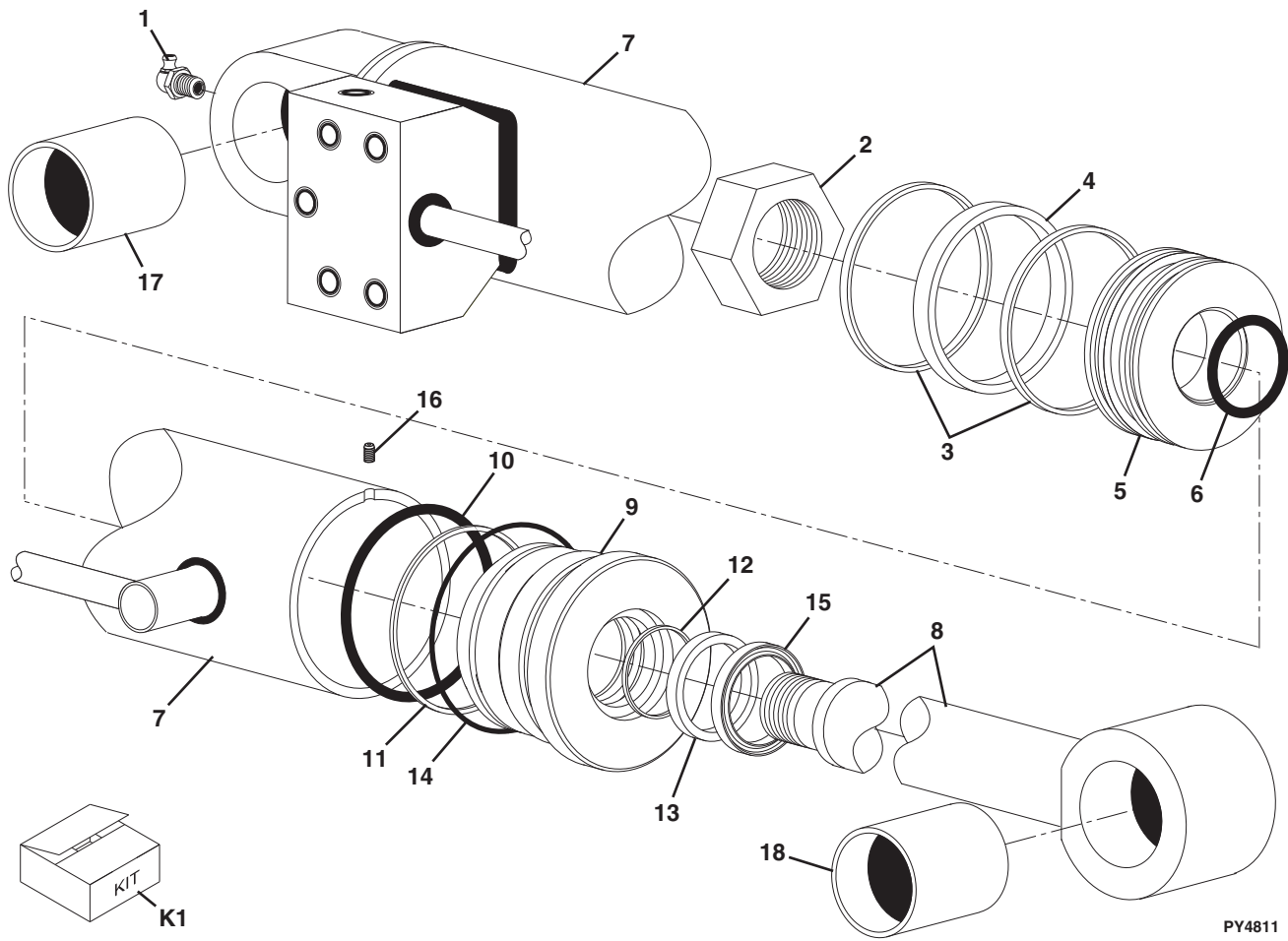




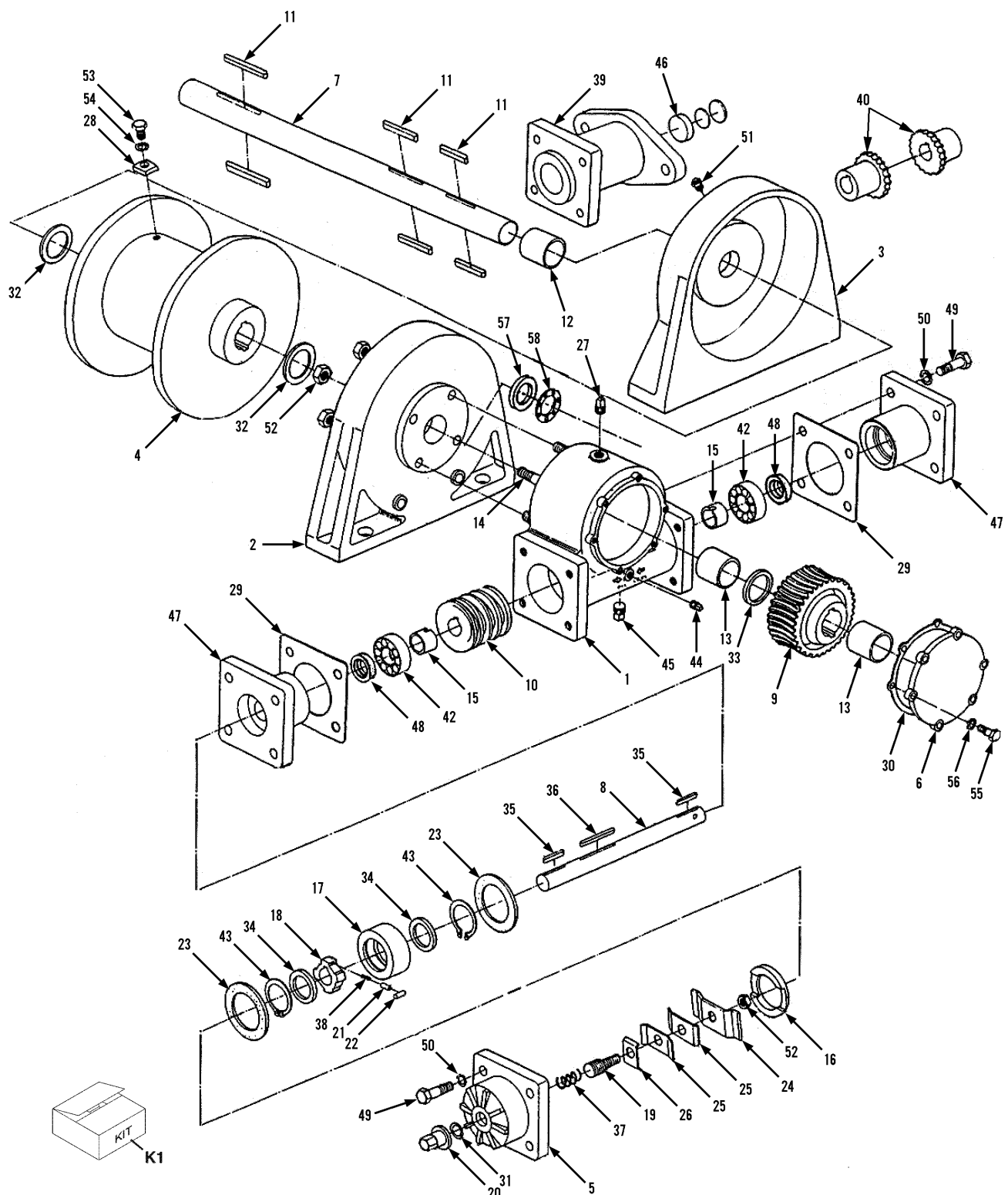
Figure 12-27 Swing Cylinder

Item	Part Number	Qty.	Description	Rev.
	91403322	1	SWING CYLINDER, (includes all items)	A
1	91144125	1	GREASE FITTING	
2	91034156	1	LOCKNUT	
3	Use Kit K1	2	WEAR RING	
4	Use Kit K1	1	PISTON SEAL	
5	91404370	1	PISTON	
6	Use Kit K1	1	O-RING	
7	91404371	1	CASE ASSY	
8	91404372	1	SHAFT ASSY	
9	91404373	1	HEAD	
10	Use Kit K1	1	O-RING	
11	Use Kit K1	1	BACK-UP RING	
12	Use Kit K1	1	STEP SEAL	
13	Use Kit K1	1	U-CUP	
14	Use Kit K1	1	O-RING	
15	Use Kit K1	1	WIPER	
16	91404380	1	SETSCREW	
17	91054157	1	BUSHING	
18	91034267	1	BUSHING	
K1	91404381	AR	SEAL KIT, (includes items 3, 4, 6 & 10 thru 15)	



OPTIONS

Figure 12-28 5 Inch & 8 Inch Winch



PY5560



Figure 12-28 5 Inch & 8 Inch Winch

Item	Part Number	Qty.	Description	Rev.
	91413160	1	WINCH, 5 IN DRUM, (includes all items on this page & on Figure 12-38)	B
	91413159	Ref	WINCH, 8 IN DRUM, (no longer available, use 1001114795 on Figure 12-38 for replacement), (includes all items of this page & on Figure 12-38)	B
1	91404383	1	GEAR CASE	
2	NSS	1	LOCK SET A	
3	91404385	1	LOCK SET B	
4	91404386	1	CABLE DRUM, 5 IN	
	91404432	1	CABLE DRUM, 8 IN	
5	Use Kit K1	1	BRAKE DRUM	
6	91404388	1	GEAR CASE COVER	
7	90208148	1	CABLE DRUM SHAFT, 5 IN	
	91404433	1	CABLE DRUM SHAFT, 8 IN	
8	91404389	1	WORM SHAFT, (includes item 10)	
9	NSS	1	WORM GEAR	
10	NSS	1	WORM	
11	91404392	6	CABLE DRUM SHAFT KEY	
12	NSS	1	LOCK SEAT A BUSHING	
13	91404394	2	BUSHING	
14	91404395	4	STUD BOLT, 1/2X1-1/2	
15	91404396	2	COLLAR	
16	Use Kit K1	1	BRAKE PLATE	
17	Use Kit K1	1	BRAKE HOUSING	
18	Use Kit K1	1	BRAKE DRUM	
19	Use Kit K1	1	ADJUSTING BOLT	
20	Use Kit K1	1	ADJUSTING NUT	
21	Use Kit K1	1	SPRING SEAT	
22	Use Kit K1	1	ROLLER	
23	Use Kit K1	2	BRAKE LINING	
24	Use Kit K1	1	BRAKE PLATE A	
25	Use Kit K1	2	BRAKE PLATE B	
26	Use Kit K1	1	FIXING PLATE	
27	NSS	1	OIL FILL PLUG	
28	NSS	1	BEARING SHIM	
29	91404408	2	BEARING HUB GASKET	
30	91404409	1	GEAR CASE GASKET	
31	Use Kit K1	1	O-RING	
32	91404411	2	WASHER	
33	91404412	1	BUSHING	
34	Use Kit K1	2	SEAL	
35	91404413	2	WORM SHAFT KEY	
36	NSS	1	WORM SHAFT KEY	
37	Use Kit K1	1	SPRING	
38	Use Kit K1	1	BRAKE DRUM SPRING	
39	NSS	1	MOTOR MOUNT ADAPTER	
40	90208181	1	COUPLER	
42	91404416	2	BEARING	
43	Use Kit K1	2	V.C. TYPE LOCK RING	
44	91404418	1	OIL LEVEL PLUG	
45	91404419	1	OIL DRAIN PLUG	



OPTIONS

Figure 12-28 5 Inch & 8 Inch Winch (Continued)

Item	Part Number	Qty.	Description	Rev.
46	NSS	1	COUPLER SPACER	
47	91404420	2	BEARING HUB	
48	91404421	2	OIL SEAL	
49	Use Kit K1	8	CAPSCREW, 3/8X1-1/2	
50	Use Kit K1	8	LOCKWASHER	
51	NSS	1	GREASE FITTING	
52	Use Kit K1	5	NUT	
53	91404426	1	HEX HD CAPSCREW, 3/8X1	
54	NSS	1	LOCKWASHER	
55	NSS	1	HEX HD CAPSCREW, 3/8X1	
56	Use Kit K1	1	BRAKE COVER GASKET	
57	91404430	1	OIL SEAL	
58	NSS	1	LOCK SEAT GASKET	
K1	70020227	1	BRAKE LINING ASSY, (includes items 5, 16 thru 26, 31, 34, 37, 38, 43, 49, 50, 52 & 56)	



Figure 12-28 5 Inch & 8 Inch Winch (Continued)

Item	Part Number	Qty.	Description	Rev.



OPTIONS

Figure 12-29 Winch Motor

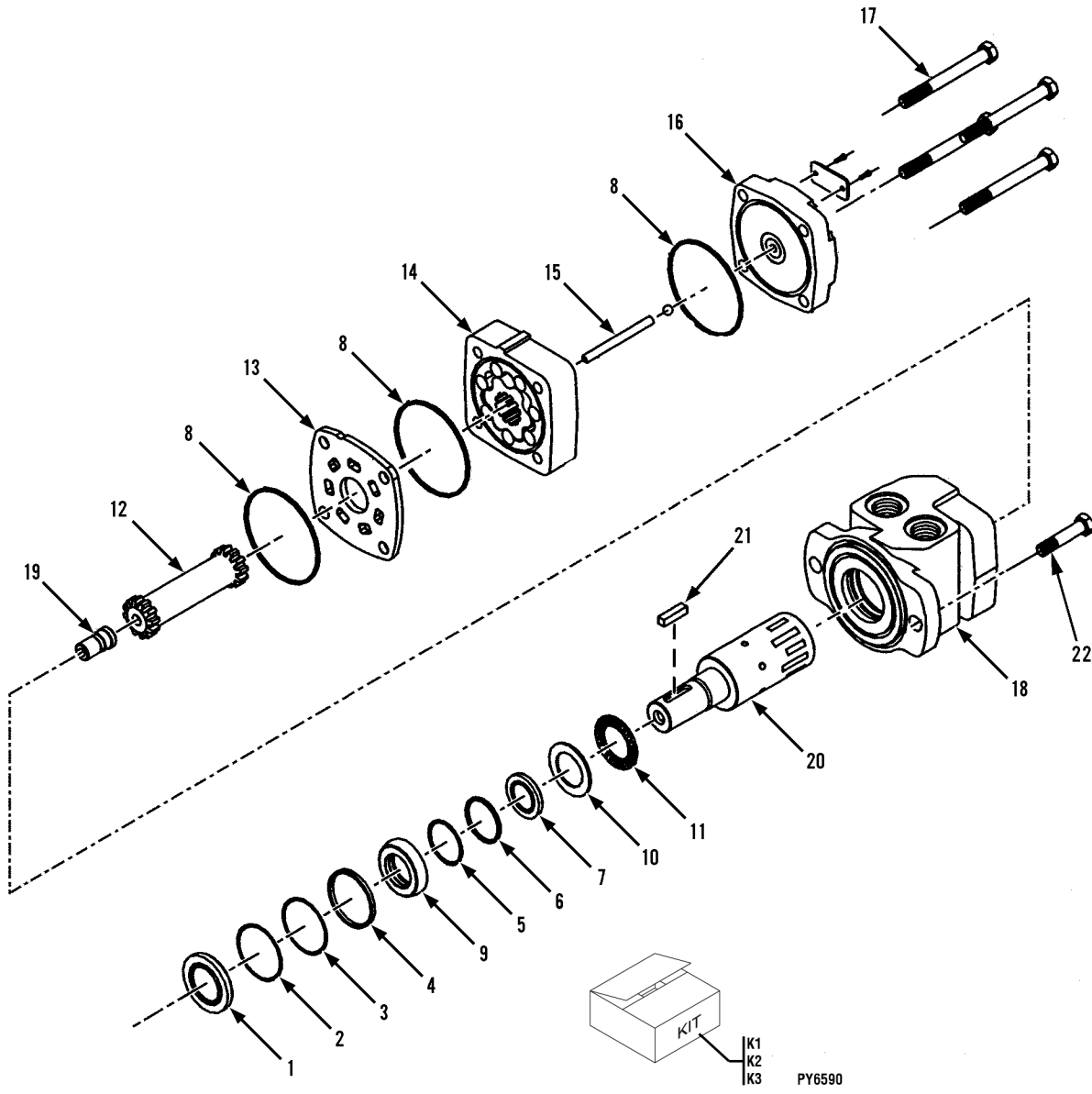




Figure 12-29 Winch Motor

Item	Part Number	Qty.	Description	Rev.
	91413039	1	WINCH MOTOR, (includes all items)	C
1	91414051	1	DUST SEAL	
2	Use Kit K1 or K2	1	SPLIT WIRE RING	
3	Use Kit K1 or K2	1	METAL BACK-UP SHIM	
4	Use Kit K1 or K2	1	HIGH PRESSURE SEAL	
5	Use Kit K1 or K2	1	METAL BACK-UP SHIM	
6	Use Kit K1 or K2	1	TEFLON BACK-UP SHIM	
7	Use Kit K1 or K2	1	SHAFT SEAL	
8	91414052	1	BODY SEAL	
9	Use Kit K1 or K3	1	SEAL CARRIER	
10	Use Kit K1 or K3	1	THRUST WASHER	
11	91414053	1	THRUST BEARING	
12	91414054	1	DRIVE LINK	
13	91414055	1	MID MOUNT WEAR PLATE	
14	91414056	1	ROTOR KIT	
15	91414057	1	DRIVE LINK PIN	
16	91414058	1	END COVER	
17	91414059	1	BOLT SET	
18	91414060	1	HOUSING	
19	91414061	1	COOLING PLUG	
20	91414062	1	SHAFT, (includes item 21)	
21	91414063	1	KEY	
22	88201024	2	HEX HD CAPSCREW, 5/16-18X2, GR5	
K1	91414049	1	SEAL KIT, (includes items 1 thru 10)	
K2	91414050	1	SEAL KIT, (includes items 1 thru 8)	
K3	90208212	1	SEAL KIT, (includes items 9 & 10)	



OPTIONS

Figure 12-30 Truss Boom Pressure Reducer Valve - 1200 PSI

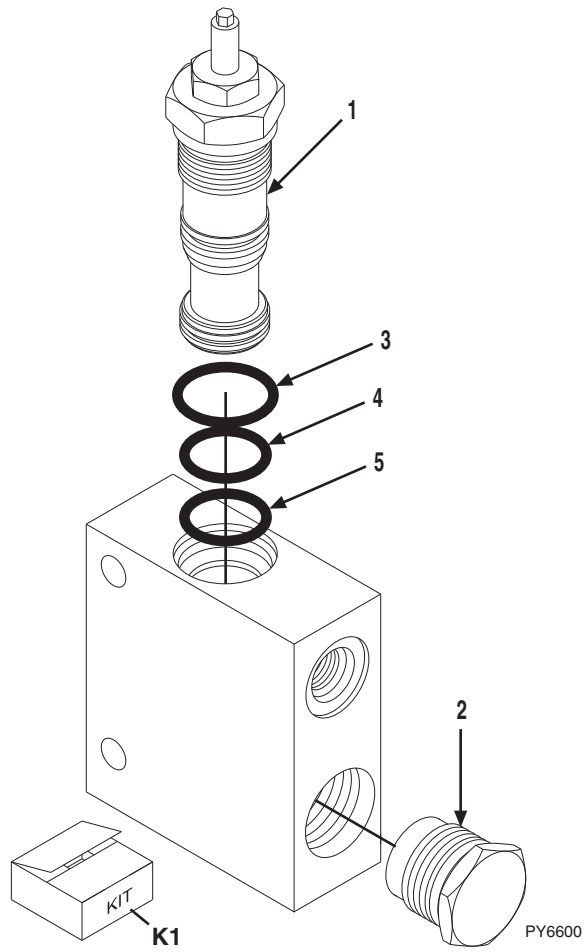


Figure 12-30 Truss Boom Pressure Reducer Valve - 1200 PSI

Item	Part Number	Qty.	Description	Rev.
	91413041	1	TRUSS BOOM PRESSURE REDUCER VALVE, 1200 PSI, (if equipped), (includes all items)	B
1	91414046	1	PRESSURE REDUCING CARTRIDGE	
2	91414047	1	CHECK CARTRIDGE	
3	Use Kit K1	1	O-RING	
4	Use Kit K1	1	O-RING	
5	Use Kit K1	1	O-RING	
K1	91414045	1	SEAL KIT, (includes items 3 thru 5)	



OPTIONS

Figure 12-31 Truss Boom Pressure Reducer Valve - 1360 PSI

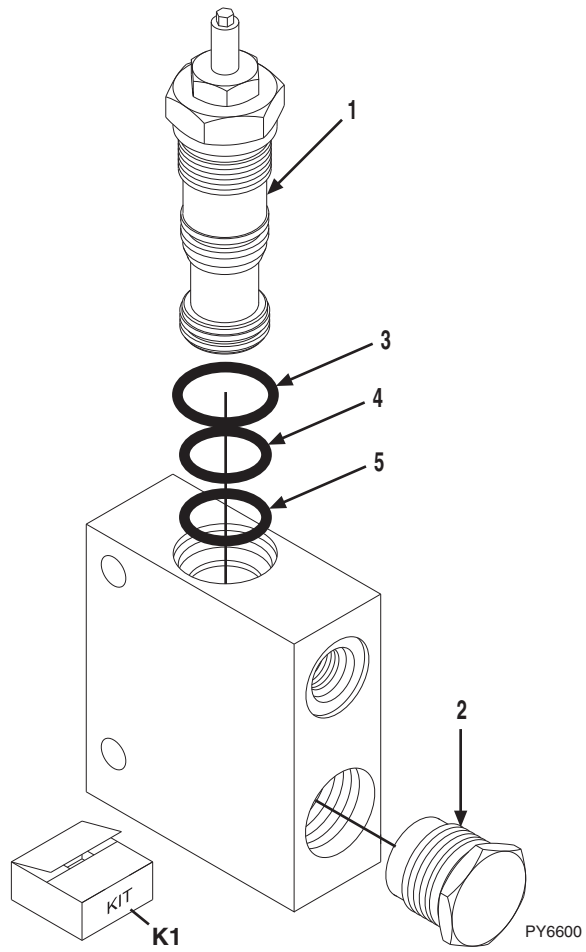




Figure 12-31 Truss Boom Pressure Reducer Valve - 1360 PSI

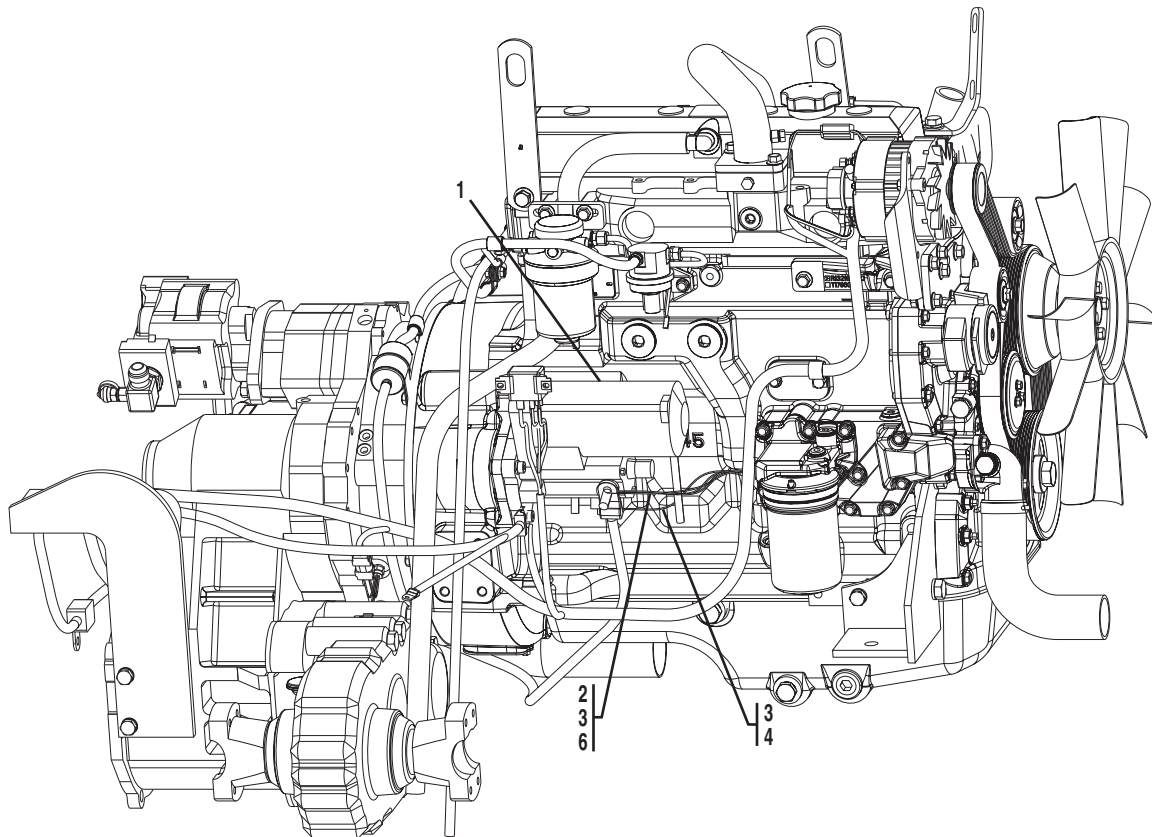
Item	Part Number	Qty.	Description	Rev.
	91413040	1	TRUSS BOOM PRESSURE REDUCER VALVE, 1360 PSI, (includes all items)	
1	91414048	1	PRESSURE REDUCING CARTRIDGE	
2	91414047	1	CHECK CARTRIDGE	
3	Use Kit K1	1	O-RING	
4	Use Kit K1	1	O-RING	
5	Use Kit K1	1	O-RING	
K1	91414045	1	SEAL KIT, (includes items 3 thru 5)	



OPTIONS

Before S/N 0160006706 excluding
0160006494 & 0160006543

Figure 12-32 Starter Kit



NOTE:

**LEECE-NEVILLE & PRESTOLITE STARTERS NO LONGER AVAILABLE, ORDER
DENSO STARTER KIT FOR REPLACEMENT**



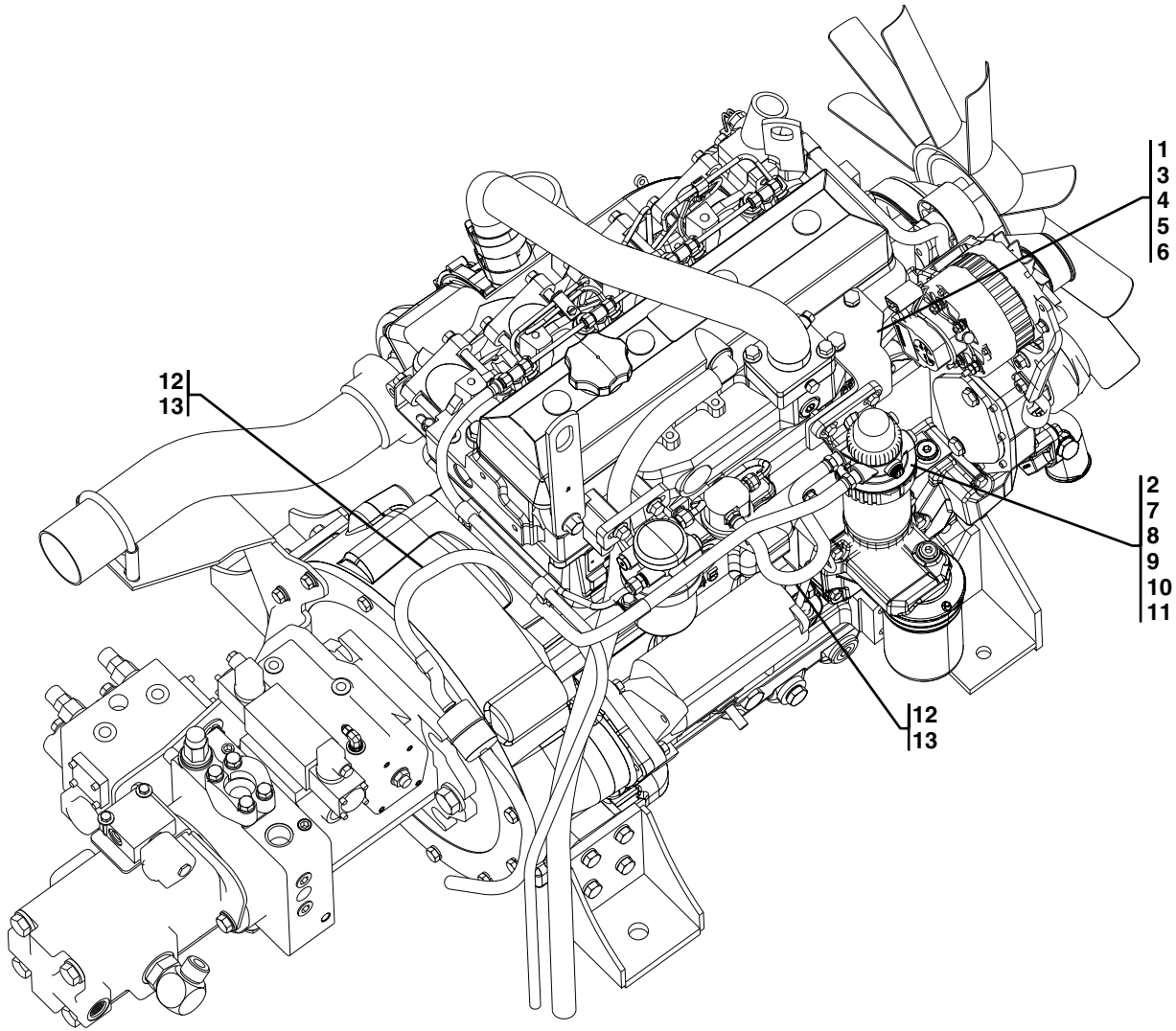
Figure 12-32 Starter Kit

Item	Part Number	Qty.	Description	Rev.
	91415083	1	STARTER KIT, (includes all items)	A
1	7026921	1	STARTER, (DENSO)	
2	91413148	1	JUMPER WIRES	
3	83681905	12 in	HEAT SHRINK INSULATION	
4	91413149	1	JUMPER WIRE	
6	71492134	12 in	SPLIT LOOM	



OPTIONS

Figure 12-33 Fuel/Water Separator Installation



PAP23320



Figure 12-33 Fuel/Water Separator Installation

Item	Part Number	Qty.	Description	Rev.
	91535022	1	FUEL/WATER SEPARATOR INSTALLATION, (includes all items)	B
1	91531026	1	FILTER BRACKET	
2	91473240	1	FUEL/WATER SEPARATOR	
	91474633	1	FUEL/WATER SEPARATOR ELEMENT	
	91474634	1	WATER COLLECTION BOWL	
	91474635	1	REVERSE FLOW HAND PRIMER	
3	4832000	1	LOCKWASHER, 10mm	
4	4832100	1	LOCKWASHER, 12mm	
5	0761012	1	HEX HD CAPSCREW, M10X1-1/2X25, GR5	
6	0761212	1	HEX HD CAPSCREW, M12X1-3/4X25, GR5	
7	4761500	2	LOCKWASHER, 5/16	
8	3311501	2	HEX NUT, 5/16-18	
9	0641510	2	HEX HD CAPSCREW, 5/16-18X1-1/4, GR5	
10	2200233	2	SOCKET HD PIPE PLUG, (ports #3 & #4)	
11	2221114	2	BARBED FITTING, (ports #1 & #2)	
12	1320022	4	HOSE CLAMP	
13	2750532	3.83 ft	FUEL LINE, 3/8	



OPTIONS

Figure 12-34 Standard Seat Replacement Kit

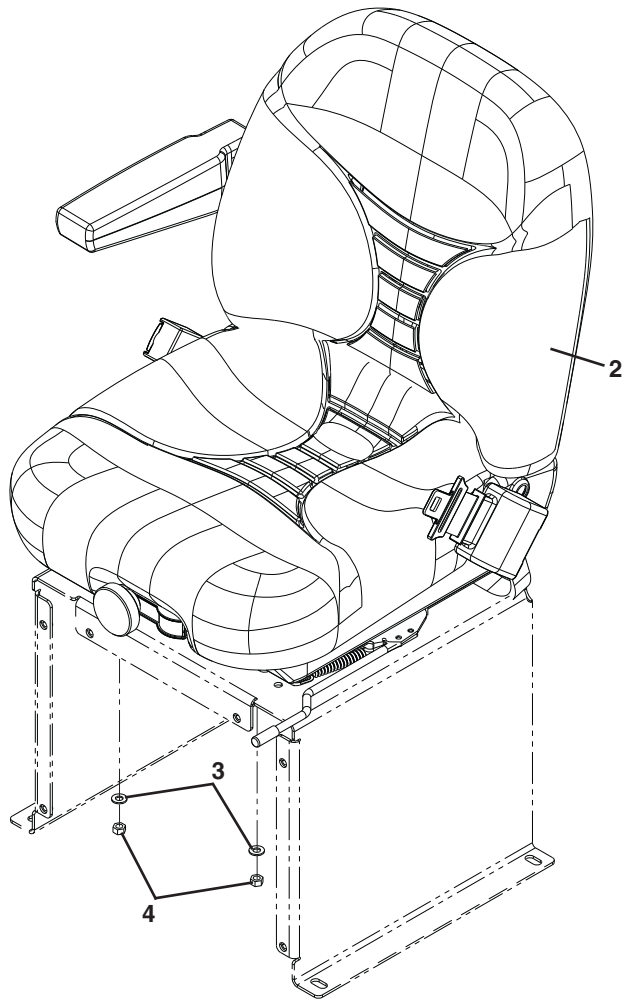




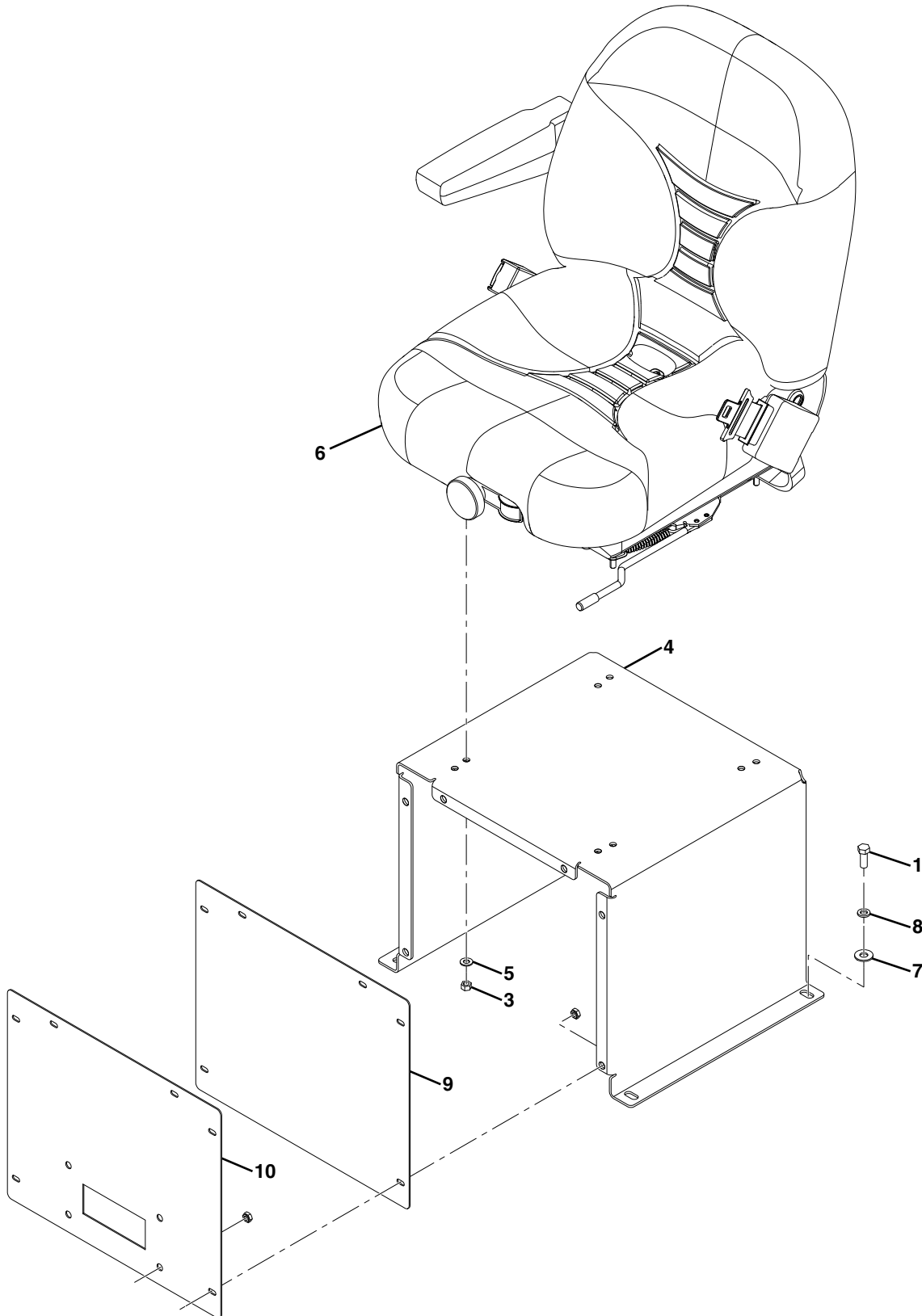
Figure 12-34 Standard Seat Replacement Kit

Item	Part Number	Qty.	Description	Rev.
	2915166	1	STANDARD SEAT REPLACEMENT KIT, (includes all items)	A
1	3128987	1	KIT INSTALLATION INSTRUCTIONS, (not shown)	
2	91563158	1	SUSPENSION SEAT WITH 2 IN SEAT BELT	
3	4711500	4	PLAIN WASHER, 5/16	
4	3311505	4	HEX LOCKNUT, 5/16-18	



OPTIONS

Figure 12-35 Heavy Seat Replacement Kit



PAP11300



Figure 12-35 Heavy Seat Replacement Kit

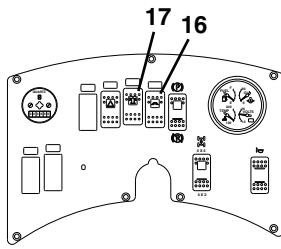
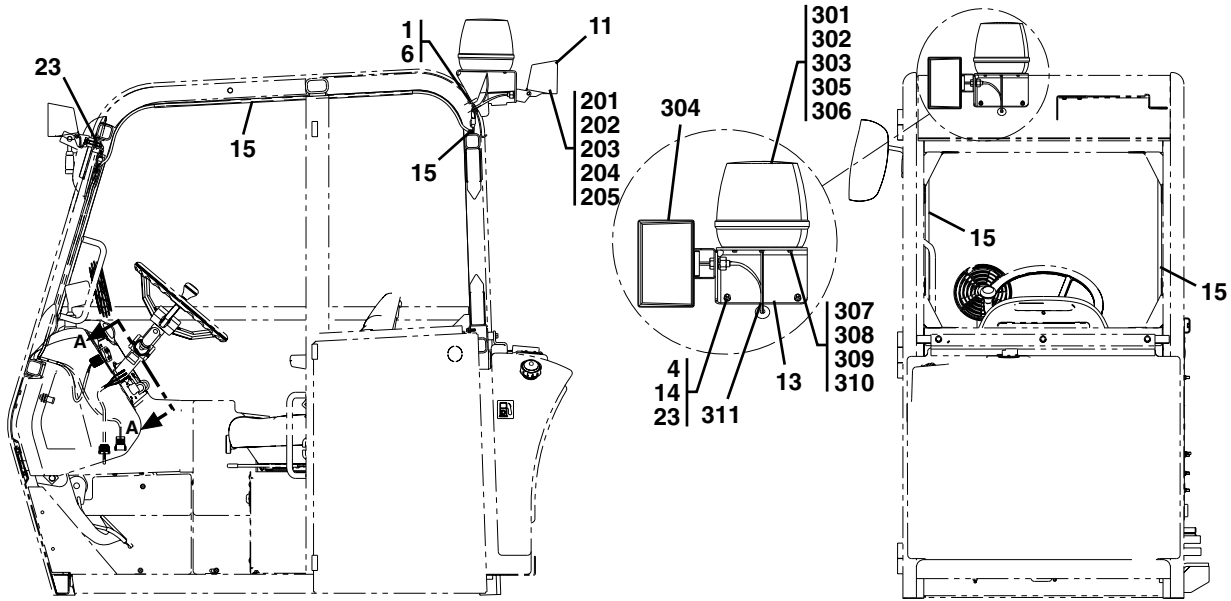
Item	Part Number	Qty.	Description	Rev.
	2915167	1	HEAVY SEAT REPLACEMENT KIT, (includes all items)	B
1	0641608	4	HEX HD CAPSCREW, 3/8-16	
2	3128992	1	KIT INSTALLATION INSTRUCTIONS, (not shown)	
3	3311505	4	HEX LOCKNUT, 5/16-18	
4	91406115	1	SEAT RISER WELDMENT	
5	4711500	4	PLAIN WASHER, 5/16	
6	91563158	1	SUSPENSION SEAT WITH 2 IN SEAT BELT	
7	4751600	4	WASHER, 3/8	
8	4761600	4	LOCKWASHER, 3/8	
9	91401415	1	ACCESS COVER PLATE	
10	91406113	1	ACCESS BEZEL COVER	



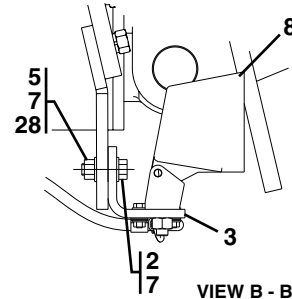
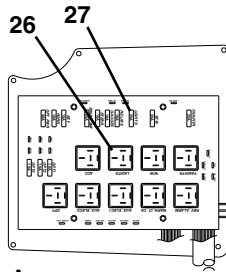
OPTIONS

S/N 0160031703 thru 0160038554

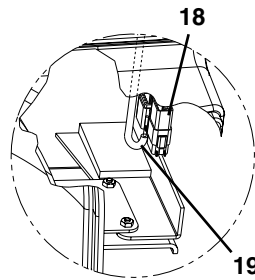
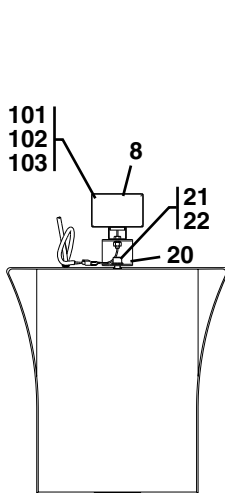
Figure 12-36 Work Light Installation



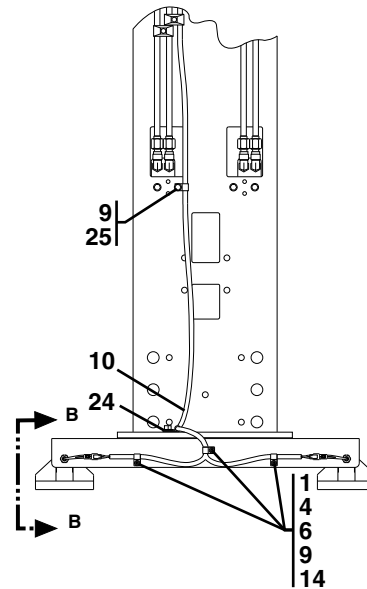
VIEW A - A



VIEW B - B



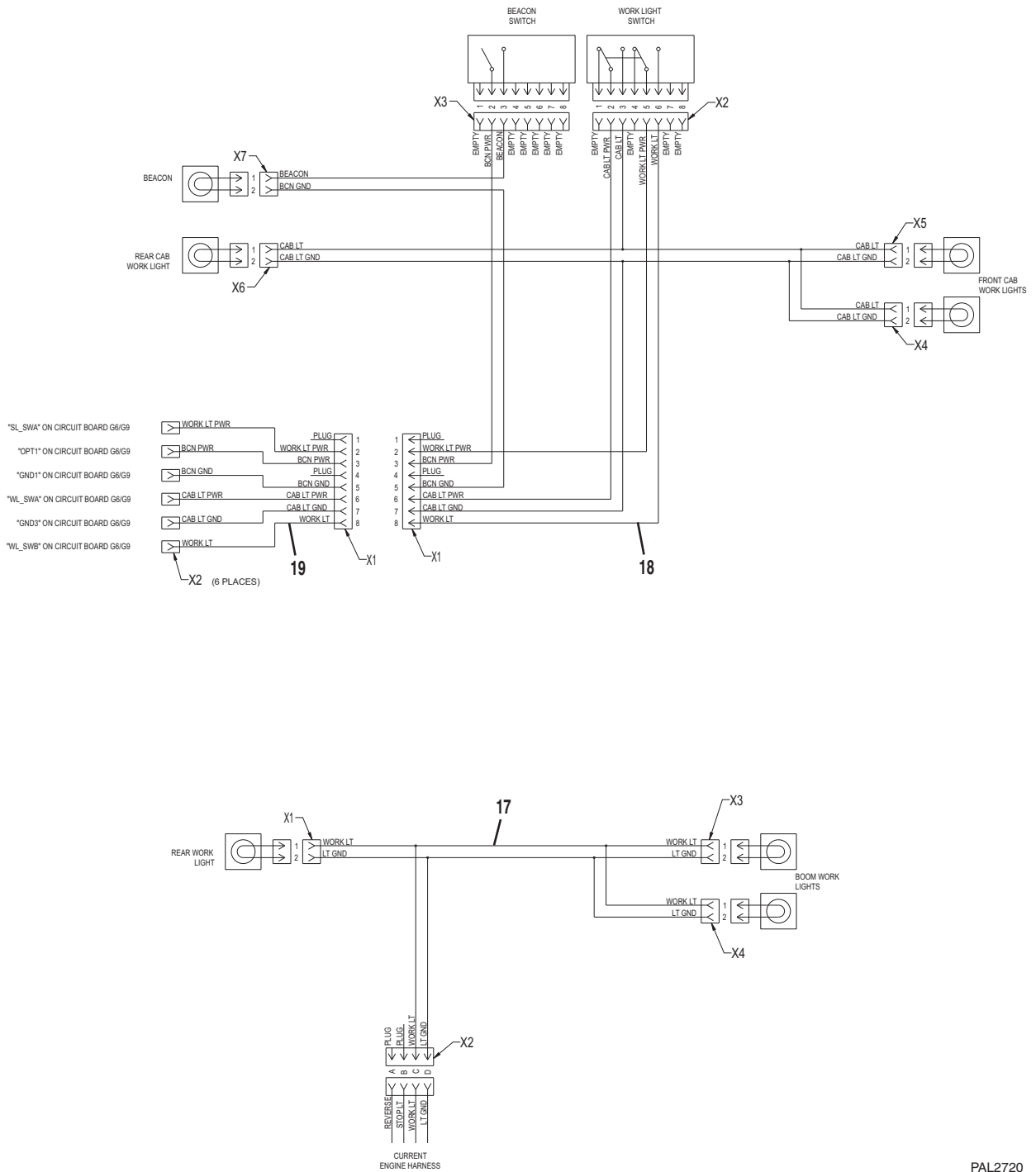
VIEW OF RH CONSOLE



PAP11340



Figure 12-36 Work Light Installation (Continued)



PAL2720



OPTIONS

S/N 0160031703 thru 0160038554

Figure 12-36 Work Light Installation

Item	Part Number	Qty.	Description	Rev.
	1001090468	Ref	WORK LIGHT INSTALLATION, (not available to order, see items 1 thru 28 for service)	H
1	0641407	5	HEX HD CAPSCREW, 1/4-20X7/8, GR5	
2	0641814	2	HEX HD CAPSCREW, 1/2-13X1-3/4, GR5	
3	0903661	1	BOOM LIGHT MOUNTING BRACKET	
4	3311401	5	HEX NUT, 1/4-20	
5	3311801	2	HEX NUT, 1/2-13	
6	4711400	8	FLAT WASHER, 1/4	
7	4711800	8	FLAT WASHER, 1/2	
8	1001095342	3	FLOOD LIGHT ASSY, (includes items 101 thru 103)	B
	80964070	3	BULB	
9	85941016	3	CLAMP	
10		Ref	BOOM WORK LIGHTS HARNESS, (see Figure 10-3 for details)	
11	1001090580	2	FLOOD LIGHT ASSY, (includes items 201 thru 205)	B
13	1001090581	1	BEACON/FLOOD LIGHT INSTALLATION, (includes items 301 thru 311)	D
14	4761400	5	LOCKWASHER, 1/4	
15	8096D097	8.3 ft	WIRING DUCT	
16	1001090460	1	WORK LIGHTS SWITCH	
17	1001090461	1	BEACON SWITCH	
18		Ref	CAB WORK LIGHTS HARNESS, (see Figure 10-4 for details)	
19		Ref	CAB WORK LIGHT & BEACON LIGHT SWITCH HARNESS, (see Figure 10-5 for details)	
20	1001090522	1	BACK-UP LIGHT MOUNTING BRACKET	
21	0642210	1	HEX HD CAPSCREW, 3/4-10X1-1/4, GR5	
22	4712200	1	WASHER, 3/4	
23	14404173	AR	SILICONE SEALANT	
24	8406105	1	CLIP	
25	0641608	1	HEX HD CAPSCREW, 3/8-16X1, GR5	
26	77363265	1	RELAY	
27	80964009	1	FUSE	
28	4761800	2	LOCKWASHER, 1/2	
101	4460464	2	PIN TERMINAL	
102	4460897	1	2 POSITION TERMINAL	
103	80963050	1	FLOOD LIGHT ASSY	A, 1
	80964070	2	BULB	
201	4460464	2	PIN TERMINAL	
202	4460897	1	2 POSITION TERMINAL	
203	80963050	1	FLOOD LIGHT ASSY	A, 1
	80964070	1	BULB	
204	91403503	1	SPACER	
205	91413052	1	WORK LIGHT MOUNTING BOLT	
301	0903669	1	BEACON BRACKET	
302	4460464	4	PIN TERMINAL	
303	4460897	2	2 POSITION TERMINAL	
304	1001099276	1	FLOOD LIGHT ASSY	A
	80964070	1	BULB	
305	91343031	1	ROTATING BEACON	
	91344053	1	BULB	
306	1001090615	1	GROMMET	



Figure 12-36 Work Light Installation (Continued)

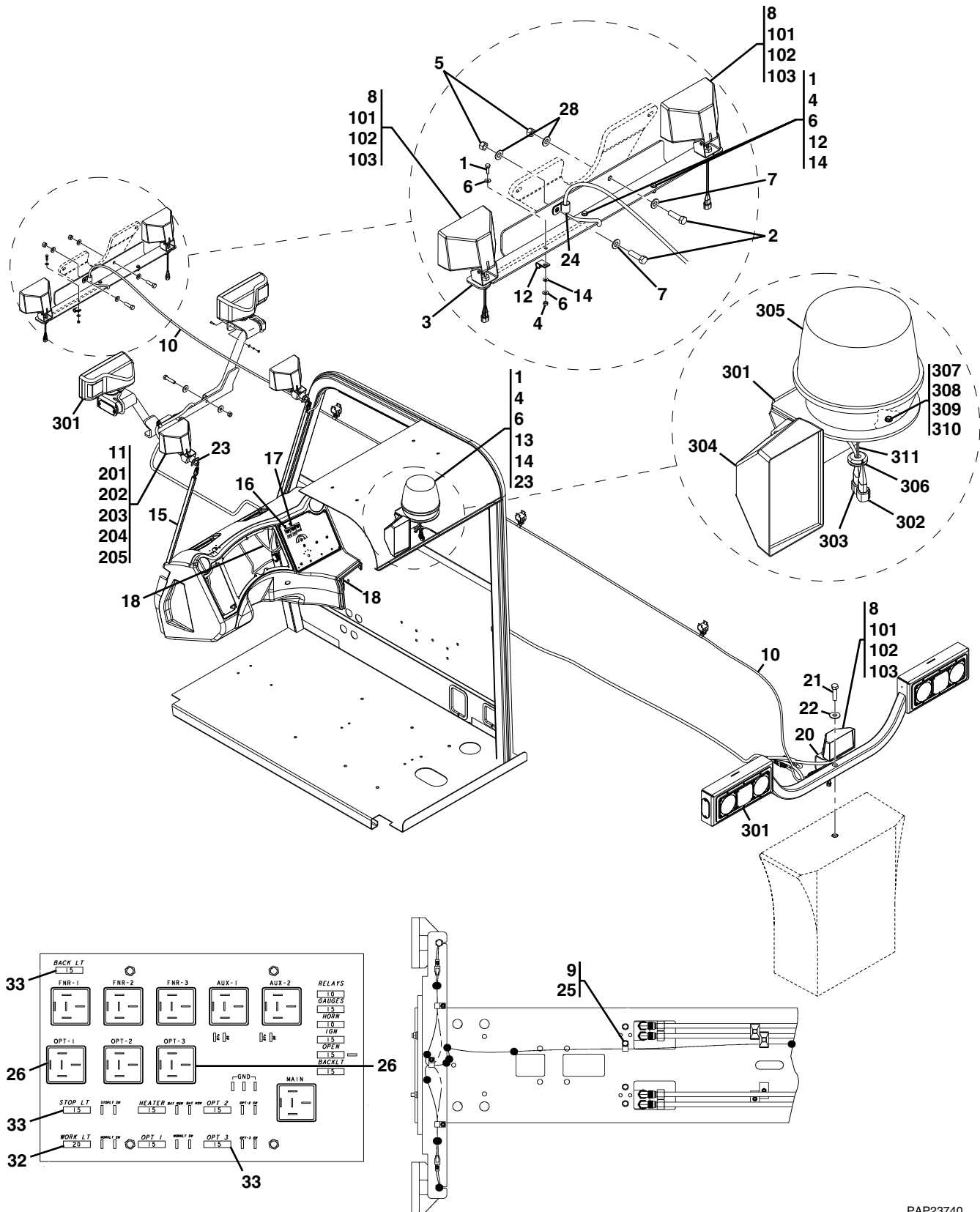
Item	Part Number	Qty.	Description	Rev.
307	0721006	3	INDENTED HEX HD MACHINE SCREW, #10-24X3/4	
308	3311001	3	NUT, #10-24, GR2	
309	4751000	3	WASHER, #10	
310	4761000	3	LOCKWASHER, #10	
311	2820035	AR	INSULATE	



OPTIONS

S/N 0160038555 & After

Figure 12-36 Work Light Installation



PAP23740



Figure 12-36 Work Light Installation

Item	Part Number	Qty.	Description	Rev.
	1001114486	Ref	WORK LIGHT INSTALLATION, (if equipped), (not available to order, see items 1 thru 33 for service)	B
1	0641407	5	HEX HD CAPSCREW, 1/4-20X7/8	
2	0641814	2	HEX HD CAPSCREW, 1/2-13X2-3/4	
3	0903661	1	BOOM LIGHT MOUNTING BRACKET	
4	3311401	5	HEX NUT, 1/4-20, GR2	
5	3311801	2	HEX NUT, 1/2-13, GR2	
6	4711400	6	WASHER, 1/4	
7	4711800	8	WASHER, 1/2	
8	1001095342	3	FLOOD LIGHT ASSY, (includes items 101 thru 103)	B
9	85941016	1	CLAMP	
10		Ref	BOOM WORK LIGHT HARNESS, (see Figure 10-3 for details)	
11	1001090580	2	FLOOD LIGHT ASSY, (includes items 201 thru 205)	B
12	1320263	3	CLAMP, 3/8	
13	1001090581	Ref	BEACON LIGHT INSTALLATION, (includes items 301 thru 311)	D
14	4761400	5	LOCKWASHER, 1/4	
15	8096D097	8.3 ft	ECONOMY WIRING DUCT	
16	1001090460	1	WORK LIGHT SWITCH	
17	1001090461	1	BEACON LIGHT SWITCH	
18		Ref	CAB WORK LIGHT HARNESS, (see Figure 10-4 for details)	
19		Ref	CAB WORK LIGHT & BEACON LIGHT SWITCH HARNESS, (not shown), (see Figure 10-5 for details)	
20	1001090522	1	BACK-UP LIGHT MOUNTING BRACKET	
21	0642210	1	HEX HD CAPSCREW, 3/4-10X1-1/4	
22	4712200	1	WASHER, 3/4	
23	14404173	AR	SILICONE SEALANT	
24	8406105	1	CLAMP, 3/4	
25	0641608	1	HEX HD CAPSCREW, 3/8-16X1	
26	77363265	2	RELAY	
28	4761800	2	LOCKWASHER, 1/2	
32	77363302	1	FUSE, 20 AMP	
33	77363268	3	FUSE, 15 AMP	
101	4460464	2	PIN TERMINAL	
102	4460897	1	2 POSITION TERMINAL	
103	80963050	1	FLOOD LIGHT ASSY	A, 1
	80964070	2	BULB	
201	4660508	4	PIN TERMINAL	
202	4461017	2	2 POSITION TERMINAL	
203	80963050	2	FLOOD LIGHT ASSY	A, 1
	83664354	2	BULB	
204	91403503	2	SPACER	
205	91413052	2	WORK LIGHT MOUNTING BOLT	
301	0903669	1	BEACON BRACKET	
302	4460464	4	PIN TERMINAL	
303	4460897	2	2 POSITION TERMINAL	
304	1001099276	1	UTILITY FLOOD LIGHT	A
	80964070	1	BULB	
305	91343031	1	ROTATING BEACON	
	91344053	1	BULB	



OPTIONS

Figure 12-36 Work Light Installation (Continued)

Item	Part Number	Qty.	Description	Rev.
306	1001090615	1	GROMMET	
307	0721006	3	HEX HD MACHINE SCREW, #10-24X3/4	
308	3311001	3	NUT, #10-24, GR2	
309	4751000	3	WASHER, #10	
310	4761000	3	LOCKWASHER, #10	
311	2820035	AR	INSULATE	



Figure 12-36 Work Light Installation (Continued)

Item	Part Number	Qty.	Description	Rev.



OPTIONS

Figure 12-37 Pintle Hook Installation

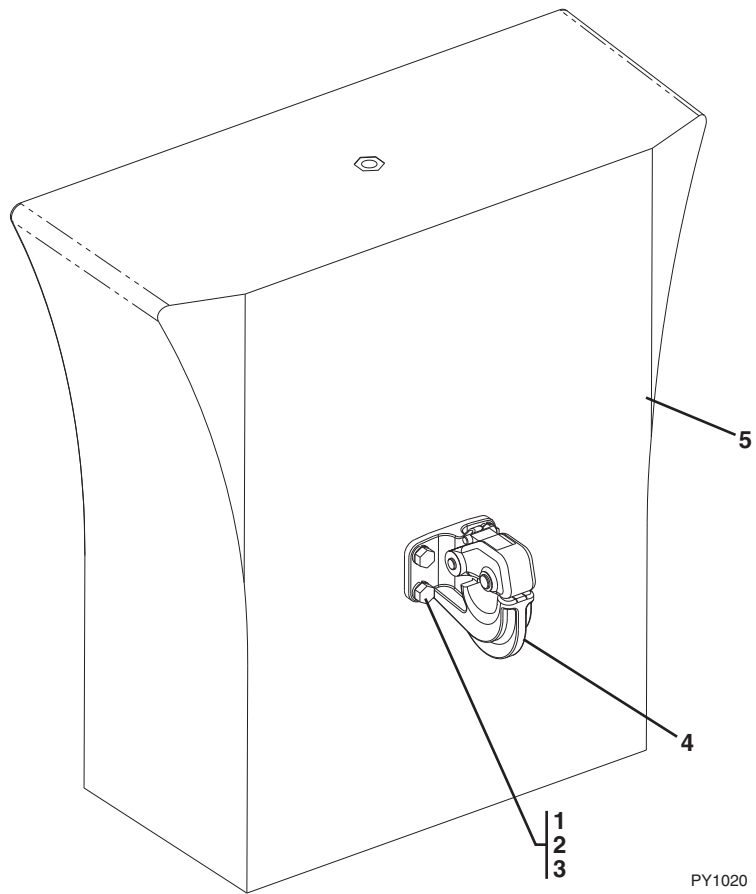




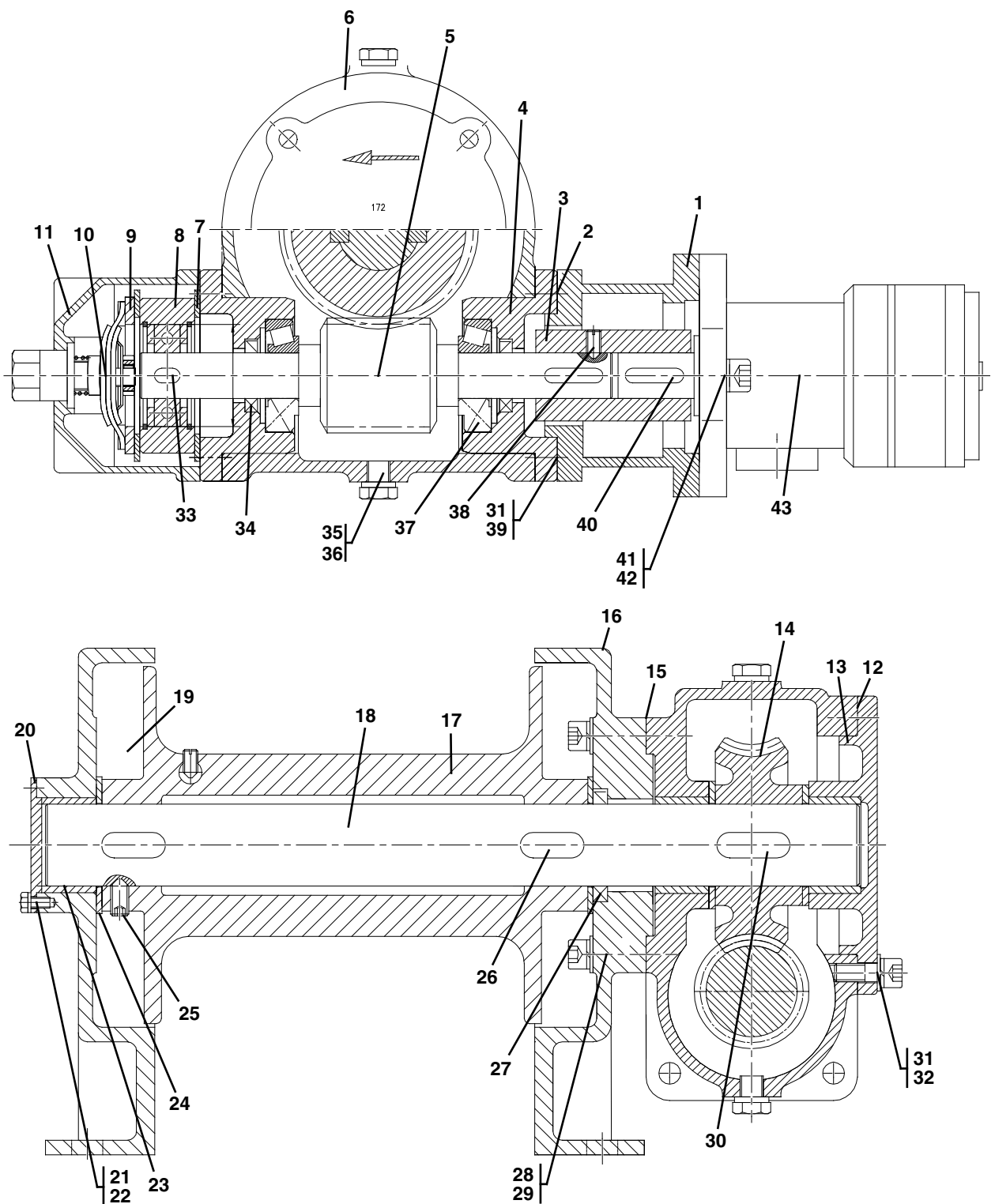
Figure 12-37 Pintle Hook Installation

Item	Part Number	Qty.	Description	Rev.
	1001097095	1	PINTLE HOOK INSTALLATION, (includes all items)	A
1	0100011	AR	LOCTITE® 242™	
2	0681814	4	HEX HD CAPSCREW, 1/2-13X1-3/4	
3	88551013	4	LOCKWASHER, 1/2	
4	90200602	1	PINTLE HOOK	
5		Ref	COUNTERWEIGHT, (see Figure 1-1 for details)	



OPTIONS

Figure 12-38 Winch



PAP2630



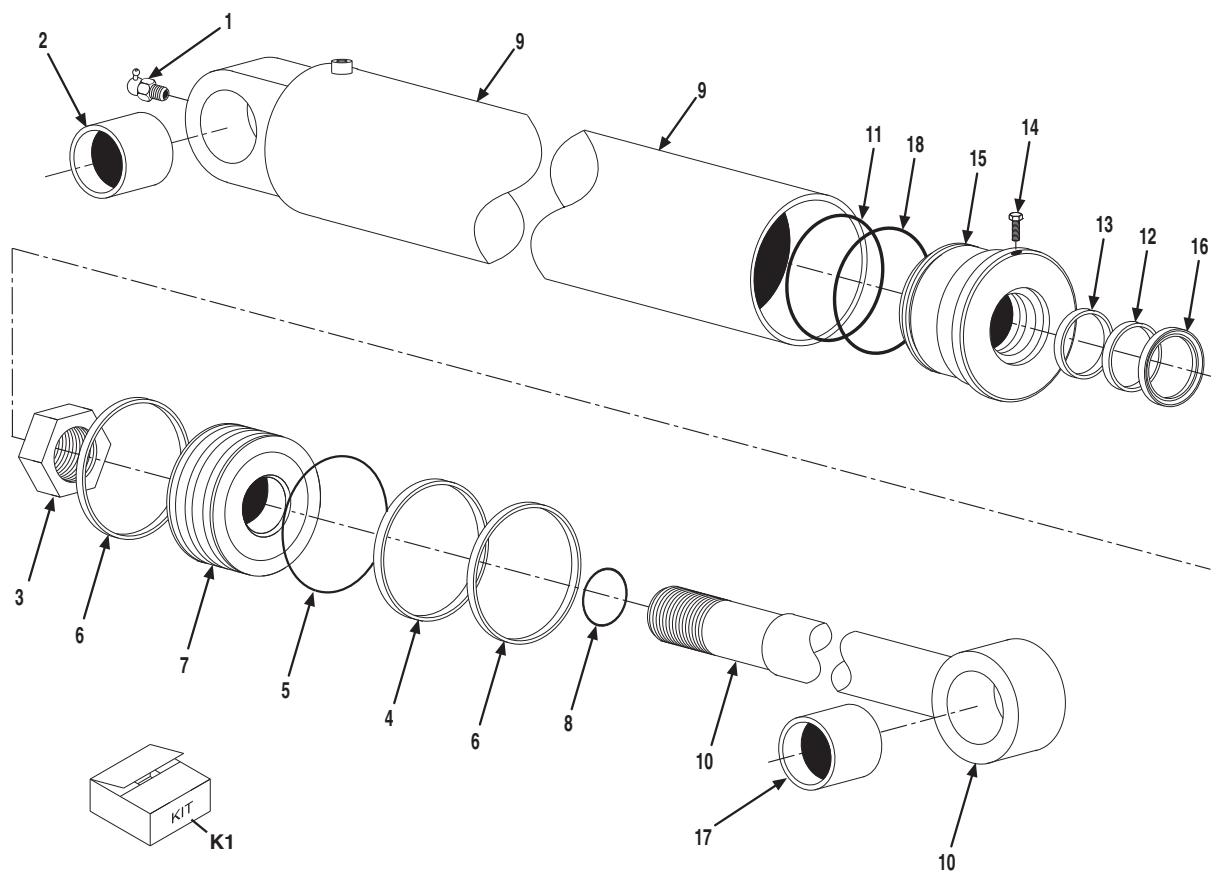
Figure 12-38 Winch

Item	Part Number	Qty.	Description	Rev.
	1001114795	1	WINCH WITH MOTOR, (includes all items)	A
1	70023747	1	MOTOR ADAPTER	
2	70023748	5	PAPER MAT	
3	70023749	1	COUPLING SHAFT	
4	70023750	2	BEARING HOUSING	
5	70023751	1	WORM	
6	70023752	1	GEAR HOUSING	
7	70023753	2	FRICITION PLATE	
8	70023754	1	OVER RUNNING CLUTCH	
9	70023755	1	FRICITION DISK	
10	70023756	1	BRAKE	
11	70023757	1	BRAKE SHELL	
12	70023758	2	PAPER MAT	
13	70023759	1	END CAP	
14	70023760	1	WORM GEAR	
15	70023761	1	PAPER MAT2	
16	70023762	1	CENTER BRACKET	
17	70023763	1	WINCH DRUM	
18	70023764	1	WORM GEAR SHAFT	
19	70023765	1	END BRACKET	
20	70023766	1	LEFT END CAP	
21	70023767	4	END CAP BOLT	
22	70023768	4	END CAP WASHER	
23	70023769	3	SELF LUBRICATING BEARING	
24	70023770	4	THRUST WASHER	
25	70023771	1	SHAFT BOLT	
26	70023772	4	DRUM SHAFT KEY	
27	70023773	1	CENTER BRACKET SEAL	
28	70023774	18	SPRING WASHER	
29	70023775	6	CENTER BRACKET BOLT	
30	70023776	2	DRUM SHAFT KEY	
31	70023777	10	GEAR COVER WASHER	
32	70023778	4	GEAR COVER BOLT	
33	70023779	1	WORM SHAFT KEY1	
34	70023780	2	WORM SHAFT SEAL	
35	70023781	3	GEAR HOUSING BOLT	
36	70023782	3	GEAR HOUSING WASHER	
37	70023783	2	TAPERED ROLLER BEARING	
38	70023784	3	MOTOR COUPLER SCREW	
39	70023785	8	MOTOR ADAPTER BOLT	
40	70023786	1	MOTOR COUPLER KEY	
41	70023787	2	MOTOR BOLT	
42	70023788	2	MOTOR WASHER	
43	70023789	1	MOTOR	



OPTIONS

Figure 12-39 Swing Cylinder



PY4960



Figure 12-39 Swing Cylinder

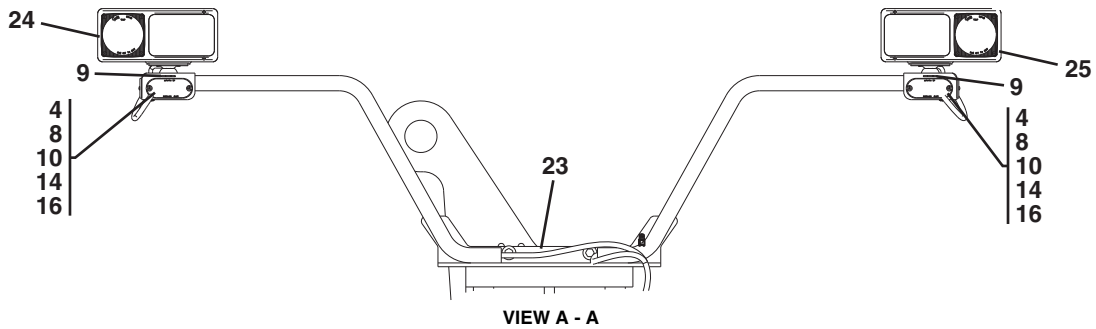
Item	Part Number	Qty.	Description	Rev.
	90453034	1	SWING CYLINDER, (includes all items)	C
1	91144125	1	GREASE FITTING	
2	91034157	1	BUSHING	
3	91144038	1	LOCKNUT	
4	Use Kit K1	1	PISTON SEAL	
5	Use Kit K1	1	O-RING	
6	Use Kit K1	2	WEAR RING	
7	91144039	1	PISTON	
8	Use Kit K1	1	O-RING	
9	91034435	1	BARREL	
10	91034436	1	PISTON ROD	
11	Use Kit K1	1	BACK-UP RING	
12	Use Kit K1	1	U-CUP	
13	Use Kit K1	1	STEP SEAL	
14	91124096	1	SELF-TAPPING SCREW	
15	91144040	1	CYLINDER HEAD	
16	Use Kit K1	1	WIPER	
17	91124087	1	BUSHING	
18	Use Kit K1	1	O-RING	
K1	91144006	1	SEAL KIT, (includes items 4 thru 6, 8, 11 thru 13, 16 & 18)	



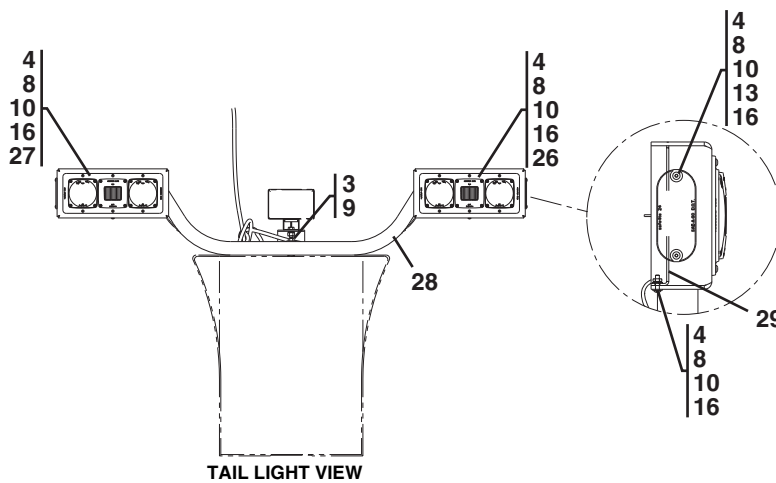
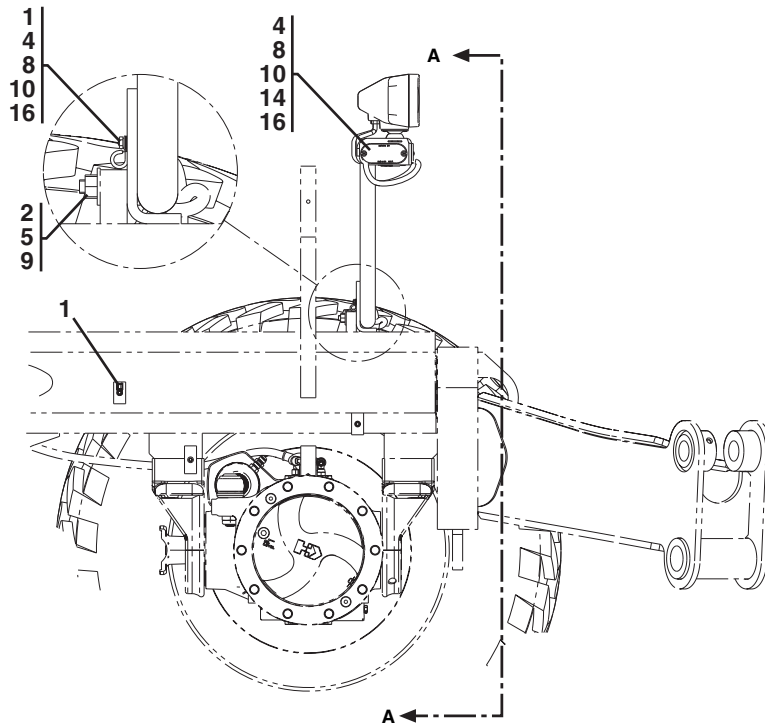
OPTIONS

S/N 0160038555 & After

Figure 12-40 Road Lights Installation



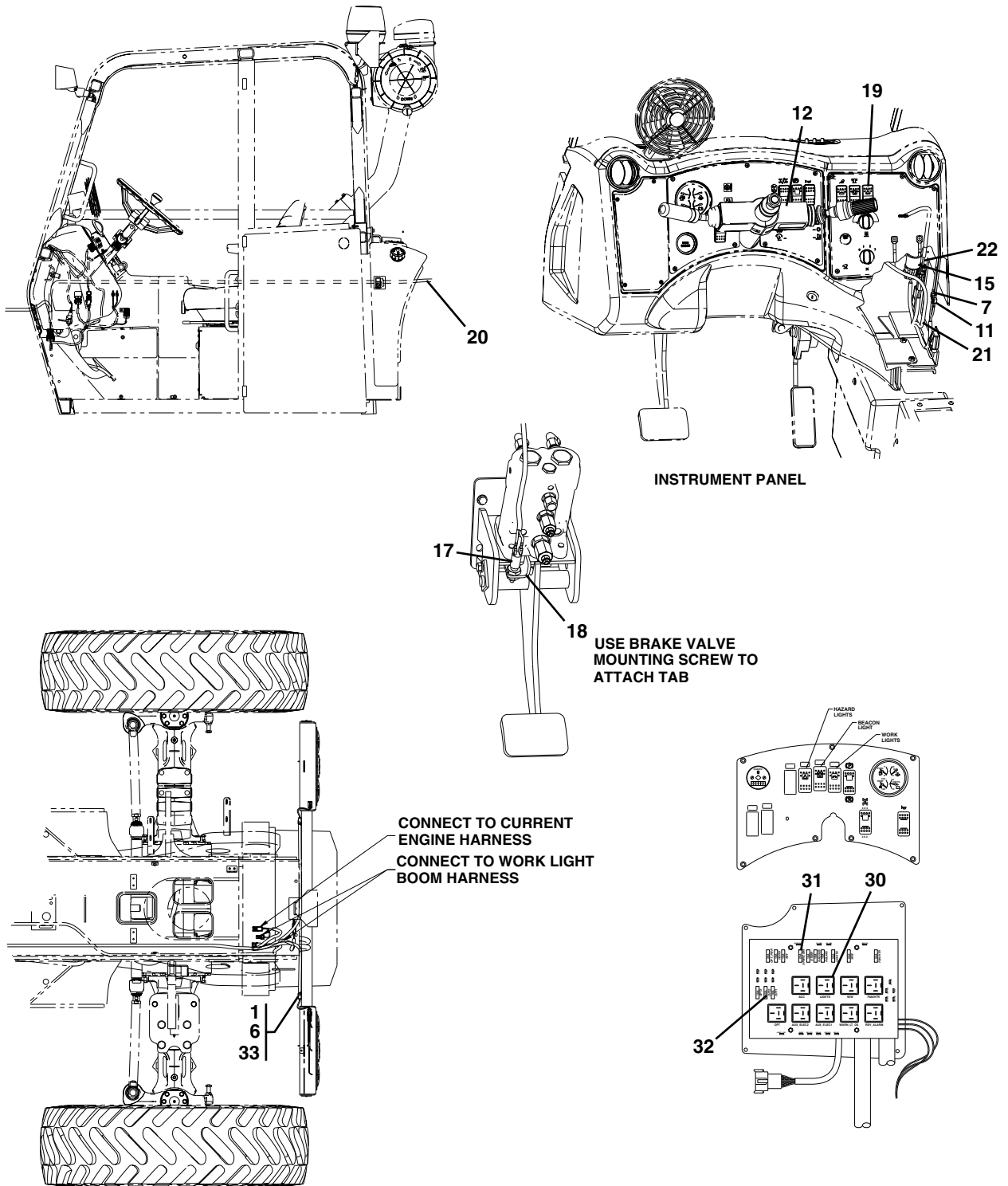
USE EXISTING HARDWARE
TO MOUNT CLAMP ON
FAR SIDE OF FRAME.
ROUTE HARNESS THRU
THIS CLAMP



PAL3240



Figure 12-40 Road Lights Installation (Continued)



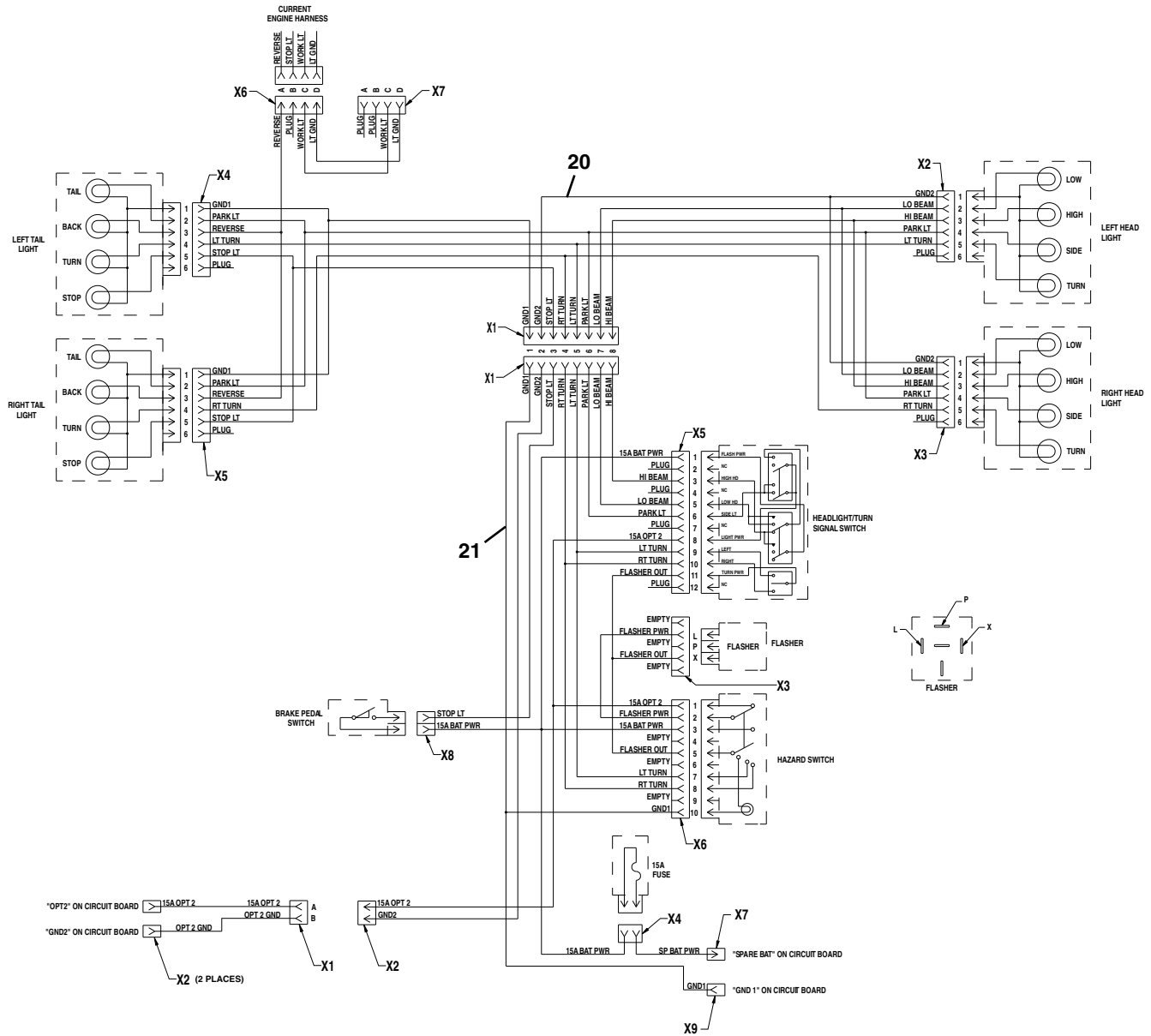
PAP11390



OPTIONS

S/N 0160038555 & After

Figure 12-40 Road Lights Installation (Continued)



PAP18720



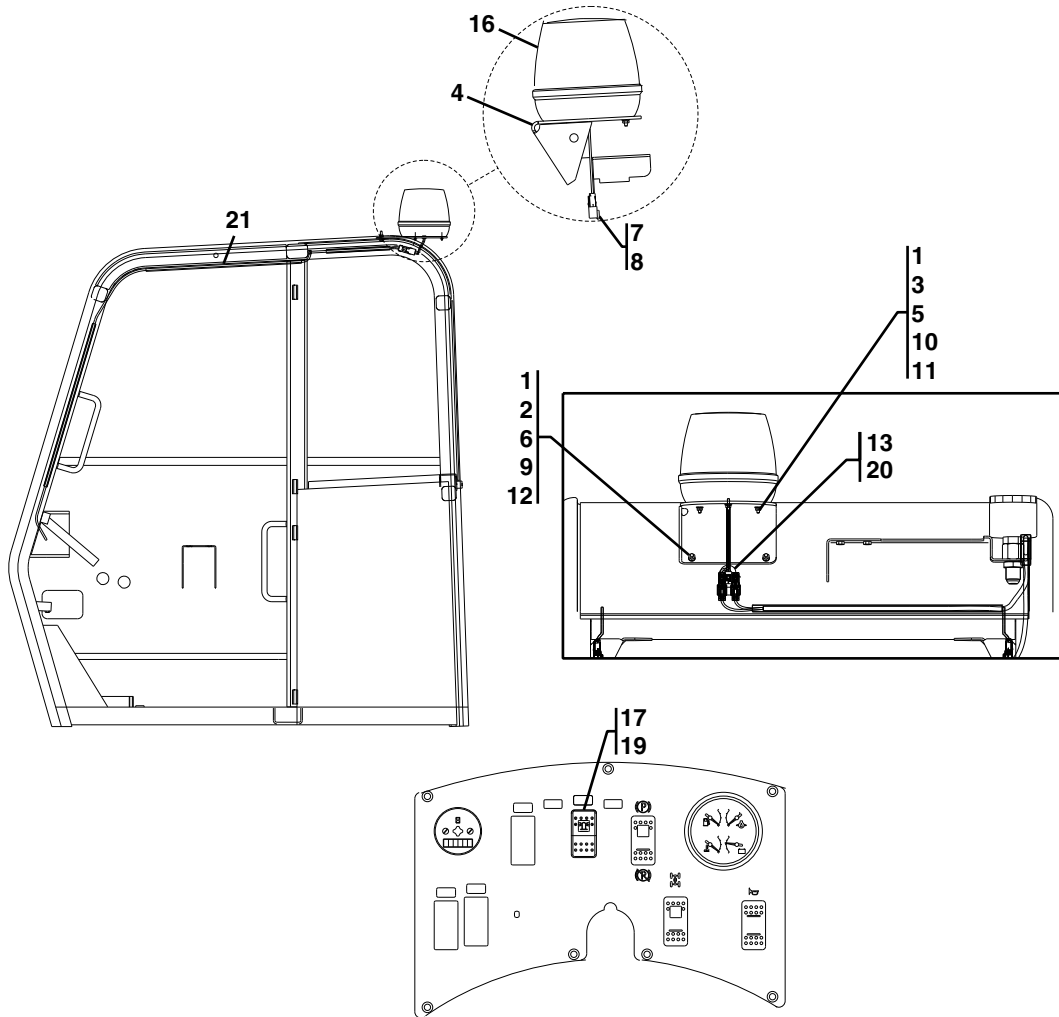
Figure 12-40 Road Lights Installation

Item	Part Number	Qty.	Description	Rev.
	1001090469	Ref	ROAD LIGHTS INSTALLATION, (if equipped), (includes all items)	F
1	80630	2	CLAMP, 1/2	
2	0641818	2	HEX HD CAPSCREW, 1/2-13X2-1/4, GR5, (torque to 75 lb-ft)	
3	0641822	1	HEX HD CAPSCREW, 1/2-13X2-3/4, GR5, (torque to 80 lb-ft)	
4	3311001	27	HEX NUT, 10-24	
5	3311805	2	HEX LOCKNUT, 1/2-13	
6	3941506	2	TAP SCREW	
7	4461254	1	FASTON TERMINAL	
8	4711000	30	FLAT WASHER, #10	
9	4751800	7	FLAT WASHER, 1/2	
10	4761000	27	LOCKWASHER, #10	
11	8220050	1	MALE CONNECT TERMINAL	
12	8223073	1	TURN SIGNAL SELECTOR	
13	10718991	2	REFLECTOR, RED	
14	10718992	4	REFLECTOR, YELLOW	
15	80983168	1	VARIABLE LOAD FLASHER	
16	88261010	27	SOCKET BUTTON HD CAPSCREW, #10-24X3/4	
17	91143117	1	STOPLIGHT SWITCH	
18	91511127	1	MOUNTING TAB	
19	1001090459	1	SWITCH	
20		Ref	FRAME ROAD LIGHTS HARNESS, (see Figure 10-6 for details)	
21		Ref	CAB ROAD LIGHTS HARNESS, (see Figure 10-7 for details)	
22	1001090510	1	ROAD LIGHTS HARNESS	
23	1001094264	1	FRONT ROAD LIGHTS BRACKET	
24	1001094390	1	RH FRONT ROAD LIGHTS, (torque to 50 lb-ft)	
	91503103	1	CONNECTOR	
	91504107	1	LOCK CONNECTOR	
25	1001094391	1	LH FRONT ROAD LIGHTS, (torque to 50 lb-ft)	
	91503103	1	CONNECTOR	
	91504107	1	LOCK CONNECTOR	
26	1001094392	1	RH TAIL LIGHT	
	91503103	1	CONNECTOR	
	91504107	1	LOCK CONNECTOR	
27	1001094393	1	LH TAIL LIGHT	
	91503103	1	CONNECTOR	
	91504107	1	LOCK CONNECTOR	
28	1001094523	1	TAIL LIGHT BRACKET	
29	1001094824	2	TAIL LIGHT COVER	
30	77363265	1	RELAY	
31	8229262	1	FUSE, 25 AMP	
32	77363268	1	FUSE, 15 AMP	
33	86621230	2	SUPPORT CLAMP	



OPTIONS

Figure 12-41 Beacon Light Installation



PAP11090



Figure 12-41 Beacon Light Installation

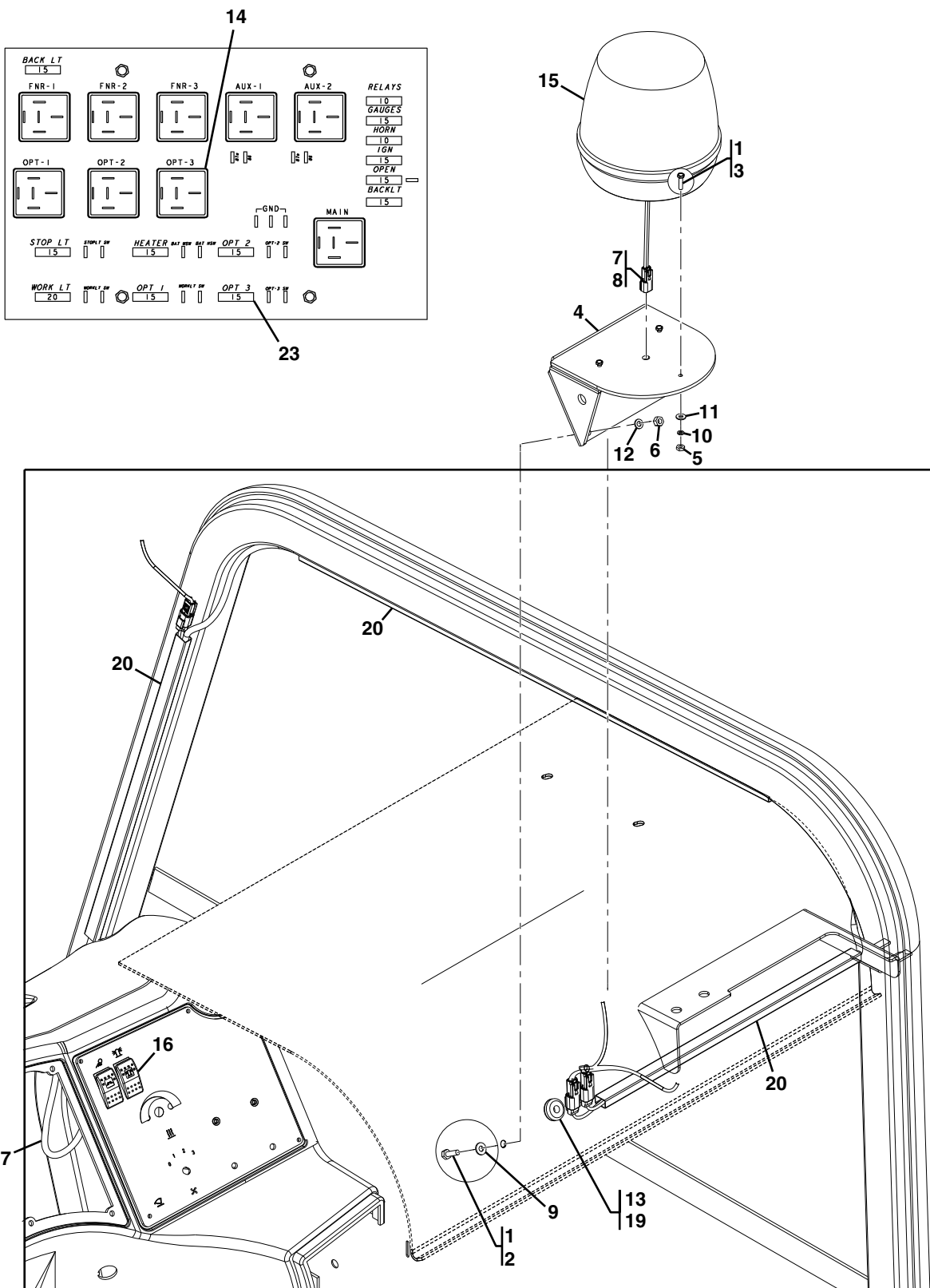
Item	Part Number	Qty.	Description	Rev.
	1001098035	Ref	BEACON LIGHT INSTALLATION, (if equipped), (not available to order, see items 1 thru 21 for service)	C
1	0100011	AR	LOCTITE® 242™	
2	0641407	2	HEX HD CAPSCREW, 1/4-20X7/8, GR5	
3	0721006	3	INDENTED HEX HD MACHINE SCREW, #10-24X3/4	
4	0903669	1	BEACON BRACKET	
5	3311001	3	HEX NUT, #10-24, GR2	
6	3311401	2	HEX NUT, 1/4-20, GR2	
7	4460508	2	TERMINAL	
8	4461017	1	2 POSITION TERMINAL	
9	4711400	2	WASHER, 1/4	
10	4751000	3	WASHER, #10	
11	4761000	3	LOCKWASHER, #10	
12	4761400	2	LOCKWASHER, 1/4	
13	14404173	AR	SILICONE SEALANT	
16	91343031	1	ROTATING BEACON	
	91344053	1	BULB	
17	1001090461	1	BEACON SWITCH	
18		Ref	CAB WORK LIGHT HARNESS, (not shown), (see Figure 10-4 for details)	
19		Ref	CAB WORK LIGHT & BEACON LIGHT SWITCH HARNESS, (see Figure 10-5 for details)	
20	1001090615	1	GROMMET	
21	8096D097	72 in	ECONOMY WIRING DUCT	



OPTIONS

S/N 0160038555 & After

Figure 12-41 Beacon Light Installation



PAP23660



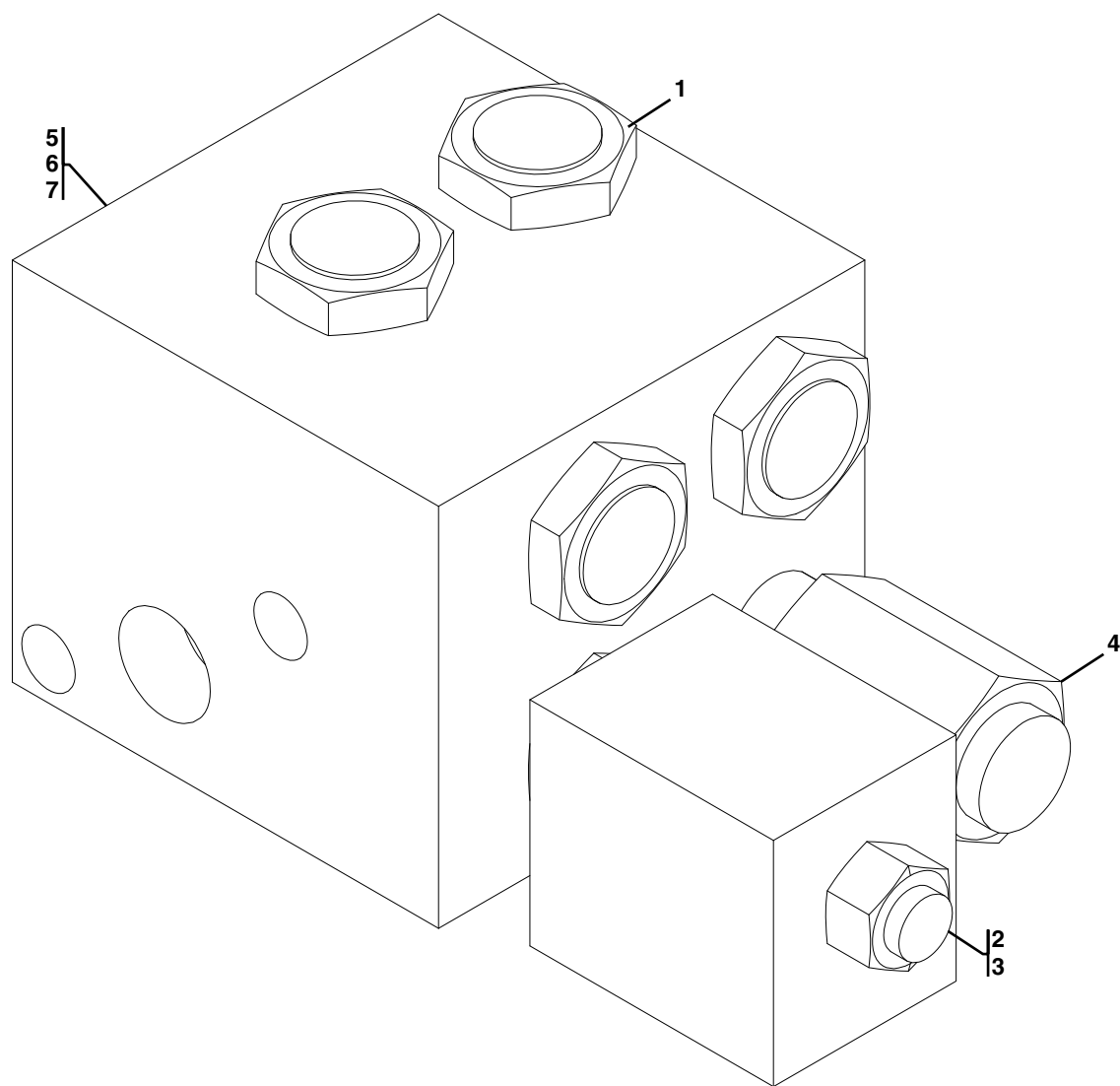
Figure 12-41 Beacon Light Installation

Item	Part Number	Qty.	Description	Rev.
	1001114493	Ref	BEACON LIGHT INSTALLATION, (if equipped), (not available to order, see items 1 thru 23 for service)	B, 2
1	0100011	AR	LOCTITE® 242™	
2	0641407	2	HEX HD CAPSCREW, 1/4-20X7/8, GR5	
3	0721006	3	INDENTED HEX HD MACHINE SCREW, #10-24X3/4	
4	0903669	1	BEACON BRACKET	
5	3311001	3	HEX NUT, #10-24, GR2	
6	3311401	2	HEX NUT, 1/4-20, GR2	
7	4460508	2	TERMINAL	
8	4461017	1	2 POSITION TERMINAL	
9	4711400	2	WASHER, 1/4	
10	4751000	3	WASHER, #10	
11	4761000	3	LOCKWASHER, #10	
12	4761400	2	LOCKWASHER, 1/4	
13	14404173	AR	SILICONE SEALANT	
14	77363265	1	RELAY	
15	91343031	1	ROTATING BEACON	
	91344053	1	BULB	
16	1001090461	1	BEACON SWITCH	
17		Ref	CAB WORK LIGHT HARNESS, (see Figure 10-4 for details)	
18		Ref	CAB WORK LIGHT & BEACON LIGHT SWITCH HARNESS, (not shown), (see Figure 10-5 for details)	
19	1001090615	1	GROMMET	
20	8096D097	72 in	ECONOMY WIRING DUCT	
23	77363268	1	FUSE, 15 AMP	



OPTIONS

Figure 12-42 Stabilizer Valve



PAP23820



Figure 12-42 Stabilizer Valve

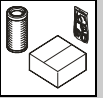
Item	Part Number	Qty.	Description	Rev.
	91113003	1	STABILIZER VALVE, (includes all items)	F
1	7017478	4	CARTRIDGE	
	7017477	4	SEAL KIT	
2	7012910	1	CARTRIDGE	
	2900708	1	SEAL KIT	
3	7000645	1	COIL, 12V DUAL SPADE	
4	70024348	1	RELIEF VALVE	
	7017496	1	SEAL KIT	
5	7017494	2	ORIFICE	
6	7017406	6	PORT PLUG, (includes seals)	
7	NSS	1	BLOCK	



OPTIONS

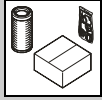
This Page Intentionally Left Blank

RECOMMENDED SPARE PARTS



The following list will service fleets of machines (built to current production per date on the front cover) with repair parts which can be installed in the field. Parts from the list should be replaced when inventory is depleted to keep service parts stock supplied. For further information, contact your JLG dealer or the JLG Industries Parts Department.

Part Number	Description	Qty./Machine
Boom Assembly		
84718545	Tilt Cylinder Hose, (see Figure 8-10)	2
84719168	Boom Hose, (see Figure 8-10)	2
3580347	Hose Sheave, (see Figure 2-3)	1
91403530	Bearing Pad, (see Section 2)	10
91403531	Bearing Pad, (see Section 2)	4
91403532	Bearing Pad, (see Section 2)	4
91403533	Bearing Pad, (see Section 2)	2
1001117654	Bearing Pad, (see Section 2)	4
1001117655	Bearing Pad, (see Section 2)	4
91413127	Shim, .0598, (see Section 2)	4
91403126	Shim, .0359, (see Section 2)	AR
91401215	Shim, .0598, (see Section 2)	AR
91401216	Shim, .0359, (see Section 2)	AR
91471228	Shim, .0598, (see Section 2)	AR
91471229	Shim, .0359, (see Section 2)	AR
91401453	Shim, .0598, (see Section 2)	AR
91401454	Shim, .0359, (see Section 2)	AR
91401456	Shim, .0598, (see Section 2)	AR
91401457	Shim, .0359, (see Section 2)	AR
91401191	Spacer, .1875, (see Section 2)	AR
91401223	Spacer, .0598, (see Section 2)	10
91401224	Spacer, .0598, (see Section 2)	4
91401225	Spacer, .0598, (see Section 2)	4
91401226	Spacer, .0598, (see Section 2)	2
91401450	Spacer, .0598, (see Section 2)	4
91401451	Spacer, .0598, (see Section 2)	AR
91403087	Bearing Pad, Push Beam, (see Figure 2-5)	1
91403404	Quick Switch Pin, (see Figure 2-8)	1
91403407	Quick Release Pin, (see Figure 2-8)	1
2940074	Latch, (see Figure 3-13)	2
Engine		
91405102	Engine Filter Kit, (Standard) , (S/N 0160001921 thru 0160003058 excluding 0160002657), (see Figure 4-1)	1
91415035	Engine Filter Kit, (Turbo) , (S/N 0189001 thru 0189345 & 0160000230 thru 0160001775), (see Figure 12-2)	1
91415035	Engine Filter Kit, (Standard) , (S/N 0160001921 thru 0160003058 excluding 0160002657), (see Figure 4-1)	1
91415064	Engine Filter Kit, (Turbo) , (S/N 0160001921 thru 0160003058 excluding 0160002657), (see Figure 12-2)	1
91415084	Engine Filter Kit, (S/N 0160003213 & After including 0160002657) , (see Figure 4-1)	1
91403513	Fuel Tank Cap, (see Figure 4-4)	1
91403105	Fan, (S/N 0189001 thru 0189345 & 0160000230 thru 0160001775) , (see Figure 4-1)	1
91513159	Fan, (S/N 0160003213 & After including 0160002657) , (see Figure 4-1)	1
91404086	Alternator Belt, (see Section 4)	1
91404085	Dipstick, (see Section 4)	1

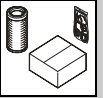


RECOMMENDED SPARE PARTS

The following list will service fleets of machines (built to current production per date on the front cover) with repair parts which can be installed in the field. Parts from the list should be replaced when inventory is depleted to keep service parts stock supplied. For further information, contact your JLG dealer or the JLG Industries Parts Department.

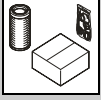
Part Number	Description	Qty./Machine
Drive Train		
91363025	FNR Shifter, (see Figure 7-3)	1
91414004	Rear Boot Seal, (see Figure 5-11)	2
91414005	Rear Hub Oil Seal, (see Figure 5-11)	1
	Meritor Axle, (S/N 0189001 thru 0189345)	
91144336	Shaft Seal, (see Figure 5-5)	2
	Carraro Axle, (S/N 0160000230 & After)	
91364036	Bushing, (see Figure 5-10)	2
91364035	Sealing Ring, (see Figure 5-10)	2
91364079	Hub Seal, (see Figure 5-8)	2
91364080	Hub Bearing, (see Figure 5-8)	4
91474115	Hub O-Ring, (see Figure 5-8)	1
Hydraulic System		
91403490	Boom Joystick, (see Figure 7-6)	1
91404010	Boom Joystick Handle Grip, (see Figure 7-6)	1
91404140	Lift Cyl Seal Kit, (S/N 0189001 thru 0160010472), (see Figure 9-1)	1
91414069	Lift Cyl Seal Kit, (S/N 0160010506 thru 0160033603), (see Figure 9-1)	1
70021758	Lift Cyl Seal Kit, (S/N 0160033805 & After), (see Figure 9-1)	1
70020432	Crowd Cyl Seal Kit, (S/N 0189001 thru 0189345 & 0160000230 thru 0160033603), (see Figure 9-2)	1
70021775	Crowd Cyl Seal Kit, (S/N 0160033805 & After), (see Figure 9-2)	1
91404157	Tilt Cyl Seal Kit, (S/N 0189001 thru 0189345 & 0160000230 thru 0160033603), (see Figure 9-3)	1
70021764	Tilt Cyl Seal Kit, (S/N 0160033805 & After), (see Figure 9-3)	1
91404206	Comp Cyl Seal Kit, (S/N 0189001 thru 0189345 & 0160000230 thru 0160007625), (S/N 0160007751 thru 0160017477), (see Figure 9-4)	1
7029821	Comp Cyl Seal Kit, (S/N 0160017516 & After), (see Figure 9-4)	1
91404172	Sway Cyl Seal Kit, (S/N 0189001 thru 0189345 & 0160000230 thru 0160033603), (see Figure 9-5)	1
70021633	Sway Cyl Seal Kit, (S/N 0160033805 & After), (see Figure 9-5)	1
91404196	Steering Cyl Seal Kit, (S/N 0189001 thru 0189345 & 0160000230 thru 0160033603), (see Figure 9-6)	1
70021751	Steering Cyl Seal Kit, (S/N 0160033805 & After), (see Figure 9-6)	1
91403575	Tank Filter, (see Figure 9-12)	1
91083301	Tank Filter, (see Figure 9-12)	1
1340021	Breather, (see Figure 9-12)	1
91083070	Fluid Level Gauge, (see Figure 9-12)	1
1001093626	Hydraulic Filter Element, (see Figure 9-13)	2
91404084	Color Coded Gauge, (see Figure 9-13)	1
Electrical		
91403307	Accelerator Cable, (S/N 0189001 thru 0189345 & 0160000230 thru 0160001370), (see Figure 7-2)	1
91413121	Accelerator Cable, (S/N 0160001379 thru 0160038344), (S/N 0160038555 & After), (see Figure 7-2)	1
91143314	Water Temp. Sender, (see Figure 4-1)	1
24741047	Oil Press Switch, (see Figure 4-1)	1

RECOMMENDED SPARE PARTS



The following list will service fleets of machines (built to current production per date on the front cover) with repair parts which can be installed in the field. Parts from the list should be replaced when inventory is depleted to keep service parts stock supplied. For further information, contact your JLG dealer or the JLG Industries Parts Department.

Part Number	Description	Qty./Machine
91143315	Oil Press Sender, (see Figure 4-1)	1
91403609	Fuel Level Sender, (see Figure 4-4)	1
77383377	Starter relay, (see Figure 4-2)	1
91033317	Ignition Switch, (see Figure 6-7)	1
1001108293	Alternator, (see Figure 4-2)	1
1001108291	Regulator, (see Figure 4-2)	1
91415083	Starter Kit, (Before S/N 0160006706 excluding 0160006494 & 0160006543) , (see Figure 12-32)	1
7026921	Starter, (S/N 0160006786 & After including 0160006494 & 0160006543) , (see Figure 4-3)	1
91404274	Starter Solenoid, (S/N 0189001 thru 0189345) , (see Figure 4-1)	1
91414040	Starter Solenoid, (S/N 0189346 thru 0160001775) , (see Section 4)	1
91403574	Back-up Alarm, (Before S/N 0160016458) , (see Figure 1-1)	1
8270621	Back-up Alarm, (S/N 0160016458 & After) , (see Figure 1-1)	1
91143357	Horn, (see Figure 1-1)	1
	Misc.	
77384578	Ignition Key	1
80964051	Cab Door Key	1
91404275	Engine Cover Key	1
80904003	Hydraulic Test Kit	1
24604083	ORS O-Ring Kit	1
90214009	O-Ring Kit	1
91404003	Owner/Operator Manual, (S/N 0189001 thru 0189345 & 0160000230 thru 0160004017)	1
31200148	Operation & Safety Manual, (S/N 0160004018 & After)	1
91404002	Service Manual	1
91404001	Parts Manual	1



RECOMMENDED SPARE PARTS

The following list will service fleets of machines (built to current production per date on the front cover) with repair parts which can be installed in the field. Parts from the list should be replaced when inventory is depleted to keep service parts stock supplied. For further information, contact your JLG dealer or the JLG Industries Parts Department.

Part Number	Description	Qty./Machine

PART NUMBER INDEX



Part Number	Page	Part Number	Page	Part Number	Page	Part Number	Page
0080272	4-41	0682012	3-37	1001094264	12-131	1001101085	6-15
0100011	2-17, 3-11, 4-51, 12-31, 12-123, 12-133, 12-135	0682048	2-3	1001094330	3-55	1001101115	3-29
0100019	1-6	0682244	2-21	1001094390	12-131	1001101116	3-29
0100075	2-17	0700610	1-6	1001094391	12-131	1001101280	9-11
0100093	4-41	0721006	12-117, 12-120, 12-133, 12-135	1001094392	12-131	1001101617	8-27
0240156	3-55	0741610	3-11	1001094393	12-131	1001101703	9-7, 9-9, 9-11
0274674	2-17	0761012	12-109	1001094523	12-131	1001101743	12-80
0274799	2-17	0761212	12-109	1001094592	11-9	1001101788	12-69
0275798	2-17	0791506	4-24	1001094695	3-57	1001101956	3-11
0471140	6-17	0860520	3-39	1001094824	12-131	1001102378	3-11
05101441	3-9	0903293	8-25, 8-27	1001094830	3-55	1001102560	7-9
0630407	6-17	0903661	12-116, 12-119	1001095342	12-116, 12-119	1001102577	2-13
0641405	3-40	0903669	12-116, 12-119, 12-133, 12-135	1001095418	3-25	1001102657	4-41
0641406	1-4	0930020	3-53	1001095810	3-39	1001102661	12-71, 12-73
0641407	12-116, 12-119, 12-133, 12-135	1001001332	8-27	1001096019	3-39	1001102662	8-27
0641408	12-80	1001001333	12-69	1001096020	3-39	1001102663	8-27
0641422	12-71, 12-73	1001001422	4-41	1001096021	3-39	1001102664	8-23
0641508	7-23	1001080707	4-41	1001096023	3-39	1001102813	3-40
0641510	12-109	1001081307	6-5	1001096024	3-39	1001103182	9-77
0641511	8-27, 12-69	1001081308	6-5	1001096025	3-39	1001103637	3-39
0641524	3-37	1001081308	6-5	1001096306	3-39	1001103730	3-39
0641606	2-13, 4-51	1001081310	6-5	1001096327	1-6	1001103736	3-39
0641607	2-5, 2-13, 8-27, 12-69, 12-80	1001081311	6-5	1001096344	1-6	1001105324	11-8
0641608	1-9, 12-113, 12-116, 12-119	1001090032	12-69	1001096404	11-13	1001105441	2-21
0641612	3-11	1001090063	3-11	1001096728	1-6	1001105827	12-71
0641632	2-7	1001090064	3-11	1001097072	3-39	1001105828	12-73
0641807	2-9	1001090134	9-75	1001097095	12-123	1001106005	11-8
0641808	2-5, 2-17, 2-21, 12-71, 12-80	1001090140	3-11	1001097149	1-6	1001106037	11-8
0641810	2-3	1001090364	8-27	1001097168	3-40	1001106062	11-8
0641814	12-116, 12-119	1001090459	12-131	1001098035	12-133	1001106087	11-8
0641818	12-131	1001090460	12-116, 12-119	1001098174	2-21	1001106112	11-8
0641822	12-131	1001090461	12-116, 12-119, 12-133, 12-135	1001098176	2-21	1001106137	11-8
0641829	2-7	1001090468	12-116	1001098218	2-21	1001106191	11-8
0642012	2-3	1001090469	12-131	1001098223	9-19	1001106226	11-8
0642032	3-5, 3-11	1001090469	12-131	1001098233	2-21	1001106296	11-8
0642210	12-116, 12-119	1001090507	10-15	1001098362	8-23	1001106734	11-11, 11-13
0651605	2-10, 2-15	1001090509	10-19	1001098363	8-23	1001108291	4-15, 4-19, 4-23, 12-19
0651606	2-5, 2-9, 2-10, 2-15	1001090510	12-131	1001098382	2-21	1001108293	4-15, 4-19, 4-23, 12-19
0651607	2-5, 2-9, 2-15	1001090522	12-116, 12-119	1001098582	3-40	1001108668	3-60
0651608	2-5, 2-9	1001090580	12-116, 12-119	1001098769	11-13	1001108669	3-64
0651610	2-5	1001090581	12-116, 12-119	1001099113	3-11	1001109217	12-87
0651614	2-9, 2-13	1001090615	12-116, 12-120, 12-133, 12-135	1001099115	3-11	10011092259-3	9-5, 9-7, 9-9, 9-11, 9-13, 9-15, 9-17, 9-19
0651805	2-9	1001091157	12-71	1001099173	1-9	1001110405	11-8
0651806	2-9	1001091458	1-4	1001099174	12-57, 12-60	1001110704	3-25
0651807	2-9	1001092280	3-39	1001099276	12-116, 12-119	1001111112	6-8, 12-36
0651808	2-9	1001092280	3-39	1001099319	12-57, 12-60	1001111190	3-25, 3-60, 3-64
0651810	2-5, 2-9, 2-15	1001092391	3-47	1001099351	3-19	1001112207	8-27, 12-69
0651812	2-5, 2-9, 2-15	1001092481	3-39	1001099812	12-80	1001112752	11-8
0681610	2-13	1001092482	3-39	1001099889	12-69	1001113251	4-39, 4-41
0681810	3-11, 9-5, 9-7, 9-9, 9-11, 9-19, 9-23, 9-25	1001092482	3-39	1001099901	3-15	10011142826-8	12-37, 12-39
0681814	12-123	1001092843	7-23, 12-61	1001099902	3-15	1001114486	12-119
		1001093140	3-39	1001100092	12-69	1001114493	12-135
		1001093171	3-40, 3-51	1001100227	3-29	1001114675	1-6
		1001093273	3-55	1001100228	3-29	1001114795	12-125
		1001093377	3-29, 3-55	1001100229	3-29	1001115014	3-31
		1001093377	3-29, 3-55	1001100322	6-17, 12-39		
		1001093388	4-41	1001100822	3-7		
		1001093465	3-55	1001100823	3-7		
		1001093626	4-12, 9-53	1001100824	3-7		
		1001093641	4-41				



PART NUMBER INDEX

Part Number	Page	Part Number	Page	Part Number	Page	Part Number	Page
1001115153	1-6	1671313	4-41	7-13, 8-9, 8-15,		24921332	4-47, 4-49, 4-51,
1001116274	1-6	1701509	3-37, 3-40	8-19, 12-8,		4-55, 12-29,	
1001116727	10-11	1702773	3-37, 3-39	12-12		12-31, 12-33	
1001116733	10-19	1704277	3-37, 3-40	2220474	8-25, 8-27	2600216	3-37
1001117018	10-19	1704885	3-39, 11-8	2220490	3-45	2600281	3-39
1001117021	10-9	1706101	11-13	2220497	4-12, 4-15, 4-19,	2716143	3-65
1001117058	10-19	1706170	11-13	12-16, 12-20		2717287	3-25
1001117079	10-19	1706184	11-13	2220499	3-17	2720058	4-24
1001117654	2-5, 2-9	1706191	11-8	2220500	12-51	2750532	4-24, 12-109
1001117655	2-9, 2-15	1706892	3-37, 3-39	2220574	8-11	2753902	3-31
1001118384	10-13, 10-19	1706893	3-37	2220578	9-51	2754603	12-67
1001120914	3-11	20021648	9-11	2220596	3-17, 3-31, 8-17,	2820035	12-117, 12-120
1001120915	3-11	2080040	3-40	8-25, 8-27,		2890228	3-11
1001125382	10-11	2080044	3-39	12-51		2900708	12-137
1001125384	10-13	2080063	3-37	2220603	12-57, 12-60	2900770	9-75
1001125385	10-17	2080064	3-37	2220606	3-21, 3-33, 4-4, 4-8,	2902446	4-41
1001128273	2-3	2110606	3-11	4-12, 8-15, 8-17,		2915023	9-77
1001132514	3-5	2110608	3-11	8-19, 12-8,		2915166	12-111
10268516	4-51, 12-31	2110808	3-11	12-12		2915167	12-113
1060379	3-40	2111010	8-23	2220609	3-25	2915179	4-12
10718991	12-131	2111612	8-3	2220612	8-11	2915184	1-6
10718992	12-131	2130610	8-27	2220628	3-25, 4-11	2940074	3-37, 3-39
10733141	12-29	2131216	4-23	2220635	4-4, 4-8, 4-12, 4-16,	31200160	3-37, 3-39
10733183	4-47, 4-49, 12-29	2131616	9-63	4-20, 12-8,		31200336	3-39
1101312	4-12, 4-51, 12-12,	2160001	2-7	12-12, 12-20		31200387	3-39
12-31		2171106	8-27	2220654	4-12	31200388	3-39
1101313	4-12, 4-51, 12-12,	2171206	8-27, 12-69	2220657	3-22, 3-34, 12-57,	3128987	12-111
12-31		2172106	3-11	12-61		3128992	12-113
1120591	4-41	2200233	12-109	2220664	4-45	3140007	1-6
1170019	3-5	2220362	8-5	22206713-31, 4-23, 7-13, 9-63		3251813	11-8
1170021	3-5	2220371	3-21, 3-33, 4-11,	2220683	8-17	3291201	4-24
1170022	3-5	4-15, 4-16, 4-19,		2220690	9-51	3300240	3-5, 3-11
1170024	3-5	4-20, 5-3, 8-17,		2220726	3-17, 3-31	3311001	3-37, 12-117,
1170025	3-5	8-19, 12-15,		2220733	9-51	12-120, 12-131,	
1170054	3-11	12-16, 12-19,		2220765	9-51	12-133, 12-135	
1170057	3-11	12-20, 12-57,		2220819	7-13	3311401	12-116, 12-119,
1320022	12-109	12-60		2220828	8-25	12-133, 12-135	
1320263	12-119	22203723-9, 3-21, 3-33, 3-44,		2220865	8-11	3311405	3-40
1340021	4-12, 9-51	8-29		2220899	3-45, 7-13, 12-57,	3311501	3-37, 12-109
1360291	2-7	2220373	3-17, 3-21, 3-34,	12-60		3311505	12-111, 12-113
1360298	2-17	3-44, 7-11, 8-5,		2220906	8-9	3311801	12-116, 12-119
14403303	1-10	12-51		2220947	8-21, 8-23	3311805	12-131
14403323	2-17, 8-12, 9-15,	2220374	3-17, 7-13, 8-25,	2220973	8-21, 8-23	3421453	3-40
9-19		8-27, 12-73		2221040	8-29	3423242	3-5, 3-11
144033644-4, 4-8, 4-12, 4-16,		22203764-43, 4-45, 8-6, 12-27		2221114	12-109	3423263	3-9
4-20, 4-24		2220377	8-5	2221253	8-27, 12-69	3423275	3-5, 3-11
14403416	10-3	2220385	3-17, 3-31, 8-17,	2230024	3-44, 12-67	3423276	3-5, 3-11, 3-25
144040434-4, 4-8, 4-12, 4-16,		8-25, 8-27		2230043	8-25, 12-67	3423307	3-11
4-20, 4-24		2220415	3-25, 4-12, 4-15,	2340037	3-47	3440832	2-19
14404067	1-10	4-19, 12-15,		2340038	3-47	3510809	3-37
14404102	1-10	12-19		2340039	3-47	3520072	3-37, 3-39
14404173	12-45, 12-116,	2220435	8-15, 12-51	2340045	3-47	3520198	3-39
12-119, 12-133,		2220451	4-3, 4-7, 4-23, 12-7,	2340046	3-47	3539685	3-37
12-135		12-11		24431386	3-57, 4-16, 4-20,	3573363	3-37
14404595	8-12, 8-15	2220464	9-53	12-15, 12-19		3580347	2-7, 12-67, 12-69
14404645	1-4	2220465	8-17	247410474-4, 4-8, 4-11, 12-7,		3641438	3-37
14404646	1-4	2220466	7-11, 8-3, 8-9, 9-63	12-11		3760170	3-40
14404793	1-10, 1-13, 2-17	2220472	4-11	24861167	12-44	3780140	3-45
14404978	1-10, 4-41	22204733-25, 3-45, 4-8, 4-12,		24861170	4-23, 6-8	3780177	3-45

PART NUMBER INDEX



Part Number	Page	Part Number	Page	Part Number	Page	Part Number	Page
3790226	1-9	4711000	12-131	70021146	5-27, 5-29	70021766	9-15
3790230	1-9	4711400	1-4, 3-37, 3-40,	70021342	3-19, 3-53	70021767	9-15
3820020	3-39		12-73, 12-80,	70021349	3-19	70021768	9-15
3841203	3-11		12-116, 12-119,	70021358	3-53	70021769	9-15
3900140	4-41		12-133, 12-135	70021359	3-53	70021770	9-15
3911008	3-37	4711500	3-37, 12-73, 12-111,	70021360	3-53	70021771	9-15
3911428	3-37		12-113	70021361	3-53	70021772	9-15
3911528	3-37	4711600	1-10, 2-13, 8-27,	70021362	3-53	70021774	9-15
3941506	12-131		11-13, 12-69,	70021364	3-53	70021775	9-15
3960616	4-39		12-80	70021365	3-53	70021812	9-77
4105262	11-13	4711800	2-3, 2-9, 12-116,	70021366	3-53	70021908	9-75
4110422	3-15, 3-19		12-119	70021367	3-53	70021913	9-25
4160215	7-7	4712000	2-3	70021387	3-53	70021921	3-19
4400490	4-41	4712200	12-116, 12-119	70021391	3-53	70021935	3-19
4400496	4-41	4740003	2-21	70021392	3-53	70021957	9-11
4420060	1-6	4751000	3-37, 12-117,	70021393	9-73	70021958	9-11
4460035	12-44		12-120, 12-133,	70021395	3-53	70021977	3-19
4460419	10-19		12-135	70021399	3-53	70021978	3-19
4460457	10-17	4751400	3-39	70021415	3-19	70021979	3-19
4460458	10-17	4751600	4-51, 12-80, 12-113	70021440	9-73	70021981	3-53
4460459	10-9	4751800	1-6, 2-7, 12-131	70021444	9-73	70022028	3-19
4460464	12-116, 12-119	4761000	3-37, 12-117,	70021446	9-73	70022038	9-75
4460465	10-13		12-120, 12-131,	70021447	9-73	70022039	9-75
4460466	10-13, 10-15		12-133, 12-135	70021448	9-73	70022040	9-75
4460475	10-19	4761400	12-116, 12-119,	70021451	9-73	70022041	9-75
4460508	12-133, 12-135		12-133, 12-135	70021452	9-73	70022042	9-75
4460746	10-9	4761500	1-4, 7-23, 12-109	70021464	9-73	70022043	9-75
4460789	10-9, 10-11, 10-17	4761600	1-9, 2-7, 2-13, 4-51,	70021465	9-73	70022044	9-77
4460850	10-11		8-25, 8-27,	70021466	9-73	70022045	9-77
4460851	10-19		12-113	70021630	9-11, 9-19, 9-29,	70022046	9-77
4460891	10-11, 10-13	4761800	1-6, 2-7, 2-17, 8-9,		9-33	70022051	9-57
4460897	12-116, 12-119		12-71, 12-116,	70021633	9-29	70022527	3-53
4460930	10-15		12-119	70021634	9-29	70022729	9-39, 9-41, 9-43
4460931	10-13	4762000	3-37	70021635	9-29	70022804	12-37
4460934	10-19	4832000	12-109	70021648	9-19	70022931	3-60, 3-64
4460942	10-11, 10-13	4832100	12-109	70021742	9-29	70022932	3-60, 3-64
4461017	12-119, 12-133,	4846265	3-37	70021743	9-29	70022933	3-64
	12-135	4846452	3-39	70021744	9-29	70022934	3-60, 3-65
4461157	10-19	4846528	3-37	70021745	9-33	70022935	3-61, 3-65
4461254	12-131	4891800	3-11, 9-5, 9-7, 9-9,	70021746	9-33	70022936	3-61, 3-65
4520368	5-33		9-11, 9-19, 9-23,	70021747	9-33	70022937	3-61, 3-65
4520369	5-33		9-25	70021748	9-33	70022938	3-65
4520370	5-33	4923400	10-9	70021749	9-33	70022939	3-61, 3-65
4520371	5-33	4923452	4-41	70021750	9-33	70022940	3-65
4520374	5-33	5251016	4-24	70021751	9-33	70022941	3-65
4520375	5-33	6604662	3-25	70021752	9-11	70022942	3-61, 3-65
4520481	5-33	7000297	5-27, 5-29	70021753	9-11	70022943	3-65
4520482	5-33	7000645	12-137	70021754	9-11	70022944	3-65
4520485	5-33	70020227	12-98	70021755	9-11	70022945	3-65
4520486	5-33	70020428	9-77	70021756	9-11	70022946	3-61, 3-65
4520489	5-33	70020429	9-31	70021757	9-11	70022947	3-65
4520490	5-33	70020432	9-13	70021758	9-11	70022948	3-65
4520645	5-34	70020494	9-13	70021759	9-19	70022949	3-61, 3-65, 3-66
4520646	5-34	70020495	9-13	70021760	9-19	70022950	3-61, 3-65
4520647	5-34	70020555	3-51	70021761	9-19	70022951	3-65
4569358	12-67	70020562	3-53	70021762	9-19	70022952	3-61
4569359	8-25	70020717	9-36, 12-84, 12-88	70021763	9-19	70022957	3-60, 3-64
4640438	9-75	70020923	7-11	70021764	9-19	70022958	3-66
4660508	12-119	70021141	5-27, 5-29	70021765	9-19	70022959	3-66



PART NUMBER INDEX

Part Number	Page	Part Number	Page	Part Number	Page	Part Number	Page
70022960	3-60, 3-64	70023747	12-125	70024392	4-27, 12-23	7029874	9-25
70022961	3-66	70023748	12-125	7003226	9-15, 9-19, 9-29	7029893	9-49
70022962	3-65	70023749	12-125	70032429-11	9-19, 9-29, 9-33	7062922	3-25
70022963	3-66	70023750	12-125	7005365	9-15	7075611	11-13
70022964	3-66	70023751	12-125	7012910	12-137	7110702	3-25
70022965	3-65	70023752	12-125	7017047	5-27, 5-29	7110712	3-25
70022966	3-65	70023753	12-125	7017094	5-27, 5-29	7110722	3-25
70022967	3-65	70023754	12-125	7017367	9-33	7112642	3-29
70022968	3-66	70023755	12-125	7017406	12-137	7114941	3-29
70022969	3-60, 3-64	70023756	12-125	7017477	12-137	71492134	12-107
70022970	3-60, 3-64	70023757	12-125	7017478	12-137	71492142	3-22, 3-34
70022971	3-65	70023758	12-125	7017494	12-137	71492150	6-8, 12-37
70022972	3-65	70023759	12-125	7017496	12-137	71492152	6-8, 12-37, 12-39
70022973	3-65	70023760	12-125	7023483	1-5	771330523-44	8-9, 8-11, 9-51
70022974	3-65	70023761	12-125	7023500	9-29	77133053	3-45, 8-11, 9-51
70022975	3-65	70023762	12-125	7024167	5-27, 5-29	77133073	8-9
70022976	3-65	70023763	12-125	7024177	5-27, 5-29	77133089	4-12, 4-15, 4-19, 12-16, 12-20
70022977	3-65	70023764	12-125	7024574	9-77	77133136	3-44, 8-12, 8-15, 12-71, 12-73
70022978	3-65	70023765	12-125	7026439	10-13	771331373-44	6-8, 8-5, 8-12, 8-15, 8-17, 12-37, 12-39, 12-71, 12-73
70022979	3-65	70023766	12-125	7026458	9-9	77133139	8-5, 8-9
70022980	3-61, 3-65	70023767	12-125	7026477	7-11	771331408-5	8-9, 8-15, 8-25, 8-27, 8-29, 12-67, 12-69
70022981	3-66	70023768	12-125	7026478	7-11	77133168	8-9, 8-15, 8-25, 8-27, 8-29, 12-67, 12-69
70022982	3-65	70023769	12-125	7026798	6-15	771331778-5	8-9, 8-15, 8-25, 8-29, 12-67
70022983	3-66	70023770	12-125	7026799	6-15	771332013-45	4-3, 4-7, 4-24, 12-7, 12-11
70022984	3-60, 3-64	70023771	12-125	7026900	6-15	77133209	3-44, 12-76, 12-80
70022985	3-60, 3-64	70023772	12-125	7026901	6-15	77133279	6-8, 8-5, 8-12, 12-37, 12-39
70022986	3-66	70023773	12-125	7026902	6-15	77133389	8-9, 8-15, 8-29
70022987	3-60, 3-64	70023774	12-125	7026904	6-15	77133390	8-9, 8-15, 8-29
70022988	3-65	70023775	12-125	7026905	6-15	77133447	12-57, 12-60
70022989	3-66	70023776	12-125	7026906	6-15	77133497	6-17, 8-11, 8-12, 8-15, 8-21, 8-23, 12-76, 12-80
70022990	3-61, 3-65	70023777	12-125	7026909	10-17	77133498	6-17, 8-11, 8-12, 8-15, 8-21, 8-23, 8-25, 8-27, 12-71, 12-73, 12-76, 12-80
70022991	3-65	70023778	12-125	7026918	4-31, 4-35	77133499	8-12, 8-15
70022992	3-60, 3-64	70023779	12-125	7026919	4-31, 4-35	77133810	3-44
70022993	3-60, 3-64	70023780	12-125	7026920	4-31, 4-35	77134026	9-45
70022994	3-60, 3-64	70023781	12-125	7026921	4-23, 4-35, 12-107	77134044	9-45
70022995	3-60, 3-64	70023782	12-125	7026923	4-31, 4-35	77143003	4-23, 4-43, 4-45, 12-27
70022997	3-65	70023783	12-125	7026927	4-27, 4-31, 4-35, 12-23	77143006	1-4, 3-45, 4-23, 4-43, 4-45, 4-49, 4-51, 10-3, 12-27, 12-31,
70022998	3-61, 3-65	70023784	12-125	7026991	12-57, 12-60		
70022999	3-65	70023785	12-125	7027772	1-6		
70023000	3-65, 3-66	70023786	12-125	7028492	5-20		
70023001	3-65	70023787	12-125	7028820	9-47		
70023002	3-65	70023788	12-125	7029520	3-51		
70023003	3-60, 3-64	70023789	12-125	7029521	3-51		
70023004	3-60, 3-64	70023826	12-24	7029692	3-19, 3-53		
70023005	3-61, 3-66	70023836	7-9	7029714	3-53		
70023006	3-61, 3-66	70023837	7-9	7029760	9-25, 9-75		
70023007	3-61, 3-66	70023838	7-9	7029771	10-19		
70023008	3-60, 3-64	70023841	7-9	7029821	9-25		
70023009	3-60, 3-64	70023842	7-9	7029833	9-53		
70023010	3-60, 3-64	70023843	7-9	7029860	6-5		
70023011	3-66	70023846	7-9	7029862	12-88		
70023013	3-66	70023849	7-9	7029866	9-25		
70023014	3-60, 3-64	70023850	7-9	7029868	9-25		
70023015	3-61, 3-66	70023851	7-9	7029869	9-25		
70023016	3-60, 3-64, 3-65	70023852	7-9	7029870	9-25		
70023139	6-15, 12-41	70023853	7-9	7029871	9-25		
70023156	12-47	70023854	7-9	7029872	9-25		
70023425	4-27, 4-31, 4-35	70023925	3-61, 3-66	7029873	9-25		
70023426	12-24	70024348	12-137				

PART NUMBER INDEX



Part Number	Page	Part Number	Page	Part Number	Page	Part Number	Page
	12-44, 12-51	80363028	6-8, 12-36, 12-39	80961142	12-44	8305647	11-13
77143013	3-45	80363033	12-60, 12-63, 12-65, 12-71	80963050	12-44, 12-116, 12-119	8307007	3-29
77143015	3-9, 10-3					8307024	1-6
77143017	6-9, 12-36	80363034	6-17, 12-37, 12-39, 12-60, 12-63, 12-65	80963056	12-44	8307112	3-29
77163105	12-57, 12-61			80963057	6-19, 6-21, 10-5, 10-7, 10-9	8307113	11-13
77321274	1-5, 4-4, 4-8, 4-12, 12-8, 12-12	80363069	6-8, 12-36, 12-39	80963058	6-8, 12-36, 12-44, 12-55	83073828	5-7
77323029	8-17	80363106	6-9, 12-36			8307904	3-25, 9-19
77333027	11-4	80364001	6-11	80963059	10-5, 10-7	8307916	2-21
77363046	5-15	80364009	6-3, 6-11, 6-13	80963060	6-19, 6-21, 10-5, 10-7, 10-9, 12-44	8307917	2-21
77363265	6-8, 6-19, 6-21, 12-36, 12-39, 12-44, 12-55, 12-57, 12-60, 12-76, 12-80, 12-116, 12-119, 12-131, 12-135	80364012	6-13			8307918	3-25, 9-19
		80364023	6-5	80963061	10-17	8310067	2-21
77363267	6-8, 6-19, 6-21, 12-36, 12-39, 12-57, 12-60, 12-76, 12-80	80364030	6-13	80963062	10-11, 10-17, 12-51	8310093	9-19
		80364088	6-11	80963065	6-8, 12-36, 12-51, 12-55	8310160	3-25
77363268	6-8, 6-19, 6-21, 12-36, 12-39, 12-44, 12-55, 12-57, 12-60, 12-119, 12-131, 12-135	80364095	7-19, 12-91	80963066	12-44	8310161	3-25
		803730254-3, 4-7, 4-24, 12-8, 12-11		80963068	10-5, 10-7, 10-9, 12-44	8310308	2-19
		80373046	6-8, 12-36, 12-39	80963069	6-8, 10-5, 10-7, 10-9, 12-36, 12-44, 12-51, 12-55	8310382	3-37
		80373088	12-49			83191006	4-11, 4-15, 4-19, 12-15, 12-19
		80373094	4-51, 12-31	80963070	10-17		
		80374020	4-31, 4-35	80963101	6-8, 12-36	831910104-3, 4-7, 4-11, 4-23, 12-7, 12-11	
		80374031	4-31, 4-35	80964001	6-8, 12-36, 12-39	831910134-3, 4-7, 4-11, 4-15, 4-19, 4-23, 12-7, 12-11, 12-15, 12-19	
		80374036	4-31, 4-35	80964002	12-57, 12-60	831910144-4, 4-7, 4-11, 12-7, 12-11	
		80374037	4-31, 4-35	80964009	12-116	83191021	4-11
		80374050	4-31, 4-35	80964070	12-116, 12-119	83191027	4-3, 12-8
		80374054	4-31, 4-35	8096D097	12-55, 12-116, 12-119, 12-133, 12-135	831910324-3, 4-7, 4-11, 4-23, 12-7, 12-11	
		80375012	12-49			831910384-3, 4-7, 4-11, 12-7, 12-11	
77363302	12-44, 12-119	80384162	1-5	80973025	1-5, 2-3, 6-17, 10-3	831910404-3, 4-7, 4-23, 12-7, 12-11	
77383154	4-51, 12-31	80384164	1-5	80983168	12-131	831910414-4, 4-8, 4-11, 12-7, 12-11	
77383293	12-44	80384184	6-11	8160419	7-21	831910434-4, 4-8, 4-11, 4-23, 12-7, 12-11	
77383377	4-15, 4-19, 4-23, 12-15, 12-19	80384186	6-11	82033995	6-8, 12-36, 12-39	83191059	7-11
77383540	6-8, 12-36, 12-39	80384187	6-11	82033996	12-44	831910624-4, 4-7, 4-23, 12-8, 12-12	
77383567	10-3	80384189	6-11	8205655	9-77		
77383580	5-3	80384191	6-11	820921184-3, 4-7, 4-15, 4-19, 12-7, 12-11, 12-15, 12-19			
77383790	4-51, 12-31	80384192	6-11	8220050	12-131	83201006	1-10
77384578	6-19, 6-21	80384203	6-5	8220081	10-19	83201021	1-9
802332204-4, 4-7, 4-11, 12-8, 12-12		80384205	6-11	8220089	10-17	83201024	3-21, 3-33, 3-45
		80384207	6-5	8220890	10-9	83201026	3-21, 3-33, 3-45
80263012	3-39	80384213	6-5	8223073	12-131	83201036	1-15
80263053	1-4	80384215	6-5	8229262	12-131	83201058	1-6
80263108	7-5, 7-7, 7-9, 7-13	80384218	6-11	8270621	1-4	83201062	3-31
80264031	6-3	8050001	1-10	8273029	4-51, 12-31	83201073	12-51
80264066	6-11	80603022	11-4, 11-8	8273257	4-51, 12-31	83201095	3-31
80264138	7-19, 12-91	80603026	11-4, 11-8	8303626	3-29	83201102	3-31
80264139	12-91	80603037	11-11, 11-13	8303634	3-25	83201115	8-11
80273010	4-8, 4-49, 12-8, 12-29	80604016	10-19	8303715	3-25	83201120	8-9
		80604018	10-11, 10-13	8303799	1-6	832011354-3, 4-7, 4-12, 4-15, 4-19, 4-24, 8-3, 12-7, 12-11, 12-15, 12-19	
80273011	4-49, 12-29	80604023	10-17	8305012	3-29		
80273042	4-8, 4-49, 12-8, 12-29	8060402510-13, 10-15, 10-19		8305624	1-4		
		80623016	8-11	8305643	3-25		
80274004	4-49, 12-29	80630	12-131	8305644	3-29	83201144	1-9
80333162	5-15	80633013	4-23	8305645	11-13	83201155	8-9
8033786	9-77	80634066	8-3				
8035180	5-19	8065062	3-25				
8035536	9-77	80683073	6-8, 12-36, 12-39				
8035831	3-66	80933066	8-11				
8035862	9-77	80934035	9-71				
8035863	9-77	80934498	7-19, 12-91				
		80934671	9-57				



PART NUMBER INDEX

Part Number	Page	Part Number	Page	Part Number	Page	Part Number	Page
83201160	9-51	84719217	5-3, 5-15	8-3, 12-15,	8780031	5-31, 5-34	
83201172	1-13	84719218	5-3, 5-15	12-19	8780045	5-34	
83201183	1-4	84719223	3-9	84719594	8-5	8780264	5-34
83291198	4-43, 12-27	84719225	8-25, 8-27	84719595	8-5	8786514	5-34
83304146	9-33	84719226	8-21	84719596	12-51	88201001	12-47
8340035	1-5	84719227	8-23	84719610	9-51	88201002	6-17
8342813	4-41	84719228	8-25	84719732	3-17	88201003	4-16, 4-20
83481285	10-5, 10-7, 10-9	84719229	3-44, 3-57	84719734	8-9	88201005	1-5, 6-8, 6-17, 7-3,
83481286	10-5, 10-7, 10-9	84719236	3-31	84719735	8-9	7-5, 7-7, 8-19,	
83483584	5-7	84719280	8-25, 8-29	84719760	3-22, 3-34	12-36, 12-55,	
83664354	12-119	84719281	8-25	84719765	3-44	12-65, 12-76	
83671037	9-45	84719282	8-25, 8-29	84719766	3-44	882010076-17, 8-9, 8-11, 9-51	
83671475	4-47, 4-49, 12-29	84719341	8-9	84719767	3-44	88201008	3-9, 3-21, 3-33,
83674096	9-45	84719351	8-11	84721020	8-9	3-44, 8-5, 8-17,	
83681905	12-107	84719352	8-11	84721021	8-9	8-29, 12-7,	
83683175	4-53	84719353	8-11	84721052	8-11	882010094-3, 4-7, 4-12, 7-23,	
83683182	6-8, 12-36, 12-39	84719354	8-11	84721053	8-11	12-57, 12-61,	
83683254	10-5, 10-7, 10-9	84719357	8-5	85051384	12-51	12-63, 12-71	
83683308	4-43, 4-45, 12-27	84719358	12-67	85071128	4-43, 4-45, 12-27	88201010	12-61
83763056	4-12, 4-15, 4-19,	84719359	12-67	8522012	2-7, 2-17	88201011	6-8, 12-37, 12-39
12-16, 12-20		84719371	8-19	85401340	1-9	88201012	8-21, 8-23, 8-25,
837830304-4, 4-8, 4-11, 4-23,		84719372	8-19	8580315	3-25	8-27	
12-7, 12-11		84719373	8-19	8584001	3-25	88201016	1-5
8406105	12-116, 12-119	84719374	8-19	8584003	12-80	88201017	4-43, 4-45, 12-27
8420053	3-11, 3-25	84719375	8-19	85941016	12-116, 12-119	882010184-49, 6-17, 7-5, 7-7,	
8420055	3-11, 3-25	84719376	8-19	85941017	4-15, 4-19, 12-15,	7-13, 8-12,	
8420231	4-41	84719407	4-3, 4-7, 4-23, 8-5,	12-19	85941018	12-36	
84231107	6-8, 12-36, 12-39	12-7, 12-11		8642207	3-25	882010204-47, 6-17, 7-5, 7-7,	
8430007	4-41	847194084-3, 4-7, 4-24, 12-7,		86521144	3-45	8-5, 9-53, 12-29,	
84521056	4-43, 4-45, 12-27	12-11		86621230	12-51, 12-131	12-60, 12-65	
84521062	3-9	84719418	8-11	86661147	12-44	88201021	4-51, 6-17, 7-13,
8466306	1-6	84719420	8-11	86661149	12-44	12-31	
84711342	8-3	84719422	8-15	86661152	12-44	88201023	3-31, 3-44, 6-8,
84712737	8-11	84719423	8-5	86671187	6-8, 12-36, 12-39	6-17, 8-5, 8-12,	
847127384-3, 4-7, 4-12, 4-15,		84719424	8-17	86681572	1-6, 1-10	8-15, 8-17,	
4-19, 4-24, 8-3,		84719427	8-15	86683122	3-22, 3-34, 6-8,	12-37, 12-39,	
12-7, 12-11,		84719428	8-15	7-11, 8-25, 8-27,		12-71, 12-73	
12-15, 12-19		84719433	8-25, 8-27	12-39, 12-44		88201024	3-17, 12-101
84712739	8-9	84719436	8-15	86683193	6-8, 12-39	88201025	3-45
84717537	12-57, 12-60	84719437	8-15	86683480	1-6	88201026	8-12
84717556	12-51	84719438	8-25	86881421	5-11	88201028	8-21, 9-36, 12-84,
84717593	3-17	84719468	4-3, 4-7, 4-23, 8-3,	868831064-3, 4-7, 4-15, 4-19,		12-88	
84717854	8-17	12-7, 12-11		4-24, 4-39, 12-8,		88201029	3-21, 3-33, 3-44
84718013	8-5	84719469	8-3	12-11, 12-15,		88201030	9-63
84718208	3-22, 3-34	84719471	8-5	12-19		88201033	4-49, 7-11, 12-31
84718515	12-57, 12-60	84719483	8-5	86883327	4-43, 4-45, 12-27	88201034	7-13, 8-25, 12-67,
84718545	8-25	84719484	8-5	86971172	12-36	12-73, 12-76	
84718631	12-51	84719497	8-11	86983193	12-57, 12-61	88201035	1-4, 4-39, 4-41,
84718737	3-44	84719498	8-11	86984451	5-13	7-11, 8-11	
84719060	3-44	84719499	3-44	86984452	5-13	88201036	1-4, 4-39, 4-41,
84719163	4-11, 4-15, 4-19,	84719541	8-15	87602683-9, 3-21, 3-33, 3-44,		4-43, 4-45,	
12-15, 12-19		84719542	7-13, 8-5	4-11, 12-57,		12-27	
84719167	3-21, 3-33	84719543	8-5	12-60		88201037	3-57
84719168	8-25, 12-67	84719544	8-17	8760454	8-15	88201038	4-53
84719170	8-11	84719545	8-5	8765204	3-22, 3-34, 3-45,	88201047	7-13
84719185	3-44	84719546	8-17	8-27, 12-73		88201064	9-17
84719197	3-21, 3-33	84719591	8-17	8769132	3-25	88201065	3-9, 4-11, 4-16,
84719198	8-15	84719592	8-17	8770016	3-25	4-20, 7-3, 9-3,	
84719205	12-71, 12-73	84719593	4-15, 4-19, 4-23,				

PART NUMBER INDEX



Part Number	Page	Part Number	Page	Part Number	Page	Part Number	Page
	9-5, 9-21, 12-15, 12-19, 12-51, 12-63	883201062.....	3-17	88551007	12-55		4-49, 9-63, 12-27, 12-31, 12-76
88201066	4-11, 4-15, 4-19, 9-7, 9-9, 12-15, 12-19, 12-51	88321015.....	12-57, 12-60	885510091-4, 3-9, 3-21, 3-33, 4-3, 4-7, 4-12, 4-16, 4-20, 6-8, 7-3, 7-13, 7-23, 8-17, 8-19, 8-29, 12-7, 12-11, 12-36, 12-39, 12-41, 12-44, 12-47, 12-55, 12-57, 12-60, 12-61, 12-63, 12-71		88561006	4-11, 4-16, 4-20, 12-16, 12-20
88201067	2-19, 8-3	88341022.....	3-37, 3-49	88501004....	6-8, 7-23, 12-36, 12-39, 12-44, 12-55, 12-57, 12-60, 12-61, 12-63, 12-65, 12-71	885610074-4, 4-7, 4-11, 8-23, 8-25, 8-27, 12-8, 12-12	
88201073	3-13, 3-17	88501005....	3-17, 3-21, 3-33, 3-44, 9-53, 9-63	885010061-4, 1-9, 3-27, 3-34, 3-57, 4-43, 4-45, 4-53, 7-5, 7-7, 7-9, 8-25, 8-27, 9-51, 12-27, 12-51, 12-67, 12-69		88561011	1-4
882011053-3, 3-9, 3-21, 3-27, 3-33, 4-4, 4-8, 4-12, 12-8, 12-12		88501008.....	1-6, 3-13, 3-17	88551010 ...	3-17, 3-21, 3-31, 3-34, 3-44, 4-11, 4-43, 4-45, 4-49, 4-51, 7-5, 7-7, 7-13, 9-53, 9-63, 12-27, 12-31, 12-60, 12-65	88561105	2-19, 6-8
88201108	12-44	88501010.....	3-17, 3-31	88551011-4, 1-9, 3-27, 3-34, 3-57, 4-11, 4-15, 4-19, 4-39, 4-41, 4-43, 4-45, 4-49, 4-53, 7-11, 7-13, 8-11, 9-51, 9-63, 12-15, 12-19, 12-27, 12-31, 12-51		88561107	1-6, 7-3, 8-17
88201112	4-15, 4-19, 4-23, 12-15, 12-19	88501012.....	1-5	885510111-4, 1-9, 3-27, 3-34, 3-57, 4-11, 4-15, 4-19, 4-39, 4-41, 4-43, 4-45, 4-49, 4-53, 7-11, 7-13, 8-11, 9-51, 9-63, 12-15, 12-19, 12-27, 12-31, 12-51		885611083-45, 4-4, 4-8, 4-11, 4-43, 4-45, 4-47, 4-51, 7-5, 7-7, 9-53, 11-11, 11-13, 12-7, 12-11, 12-27, 12-29, 12-31	
88201530	2-10	88501014.....	1-5	88551012 1-5, 4-3, 4-7, 4-12, 4-15, 4-19, 4-23, 8-3, 12-7, 12-11, 12-15, 12-19		88561109 .3-9, 7-5, 7-7, 8-25, 12-67	
88201532	1-6	88501016.....	3-9	88551013	3-9, 4-11, 4-16, 4-20, 7-3, 8-3, 8-9, 9-3, 9-5, 9-17, 9-21, 9-51, 12-16, 12-20, 12-51, 12-123	88561111	9-3, 9-5, 9-17, 12-41, 12-51
88201533	2-10	88501106.....	1-4			88561115	12-44
88201534	1-4, 3-9	88501110.....	1-9			88581112	2-17
88201535	3-9	885013044-3, 4-7, 4-12, 12-7, 12-11				88581136	3-21, 3-33, 3-45
88201549	1-5	88501305.....	7-13			885811492-3, 9-13, 9-15, 9-19	
88201551	1-4, 12-41	88501307.....	1-5			88581325	1-9
88201563	2-9	88501310.....	2-3			88591019	1-9
88201616	5-3	88501322.....	2-17			88591202	4-12, 4-15, 4-19, 5-15, 8-3, 8-9, 12-15, 12-19
88204912	1-6	88501406.....	7-13			885912043-21, 3-33, 4-4, 4-8, 4-11, 4-15, 4-16, 4-19, 4-20, 5-3, 7-13, 8-5, 8-9, 8-11, 8-15, 8-17, 8-19, 8-29, 12-8, 12-12, 12-15, 12-16, 12-19, 12-20, 12-57, 12-60	
88211030	6-9, 12-36	88501408.....	7-13			88591205	3-9, 3-17, 3-21, 3-31, 3-33, 4-11, 5-3, 8-5, 8-17, 8-25, 8-27, 8-29, 12-51
8821104712-57, 12-60, 12-73		88501410.....	2-3			885912063-17, 3-31, 4-3, 4-7, 4-12, 4-23, 7-13, 8-3, 8-15, 8-21, 8-23, 8-25, 12-7, 12-11, 12-73	
88211068	1-9, 4-11, 4-15, 4-19, 12-15, 12-19	88501610.....	12-44			885912074-3, 4-7, 4-23, 4-43, 4-45, 8-9, 8-11, 9-51, 12-7, 12-11, 12-27	
88211073	7-5, 7-7, 7-9	88501612..	2-7, 12-55, 12-67, 12-69			88591209 .4-3, 4-7, 4-23, 8-5, 8-15, 8-17, 12-8, 12-12, 12-51	
88211105	9-3, 9-21	88521004.....	6-17			88591210	4-15, 4-19, 4-23,
88212229	7-13	88521005.....	6-17				
88212272	1-9	88521010..	2-3, 4-4, 4-8, 4-12, 12-8, 12-12				
88212285	1-10	88521012.....	2-19				
88212321	1-9	88521016.....	1-13, 1-15, 3-9				
88221276	2-19	88521020.....	1-10				
88241023 ...	2-7, 12-67, 12-69	88521204.....	1-6				
88241026	12-60, 12-65	88521205.....	4-47, 12-29				
88241053	3-27, 3-33	88521206... 4-43, 4-45, 12-27					
88251019	7-5, 7-7	88521210.....	1-9				
88261010	12-131	885212144-4, 4-8, 4-12, 12-8, 12-12					
88261011	7-17	88521304.....	7-5, 7-7				
88261014	4-39	88521305..	8-21, 9-36, 12-84, 12-88				
88261015	1-4, 6-8, 7-13, 12-36, 12-39, 12-41	88521306.....	1-9, 7-13				
88261017	7-15	885213103-3, 3-9, 3-21, 3-27, 3-33					
88261024	4-39	88521312.....	1-9				
88261029	1-4, 9-63	88551006.....	12-44				
88261030	1-4						
88261039	8-11						
88261128	2-15						
88261129	2-15						
88301093	12-55						
88301191	4-39						
88301193	2-19						
88302125	6-17						
88302192	4-41						



PART NUMBER INDEX

Part Number	Page	Part Number	Page	Part Number	Page	Part Number	Page
	8-3, 9-53, 12-15, 12-19		12-27	90553012	3-27, 3-34	91041356	3-21, 3-33, 3-44
88591211	9-51	90027471	12-5, 2-9, 2-15, 4-11, 4-15, 4-19, 9-51, 12-15, 12-19	90553013	3-27, 3-33	91041361	3-22, 3-34, 3-45
88591508	8-12	90027472	3-17, 3-31	90553026	11-11, 11-13	91041362	3-45
88631302	2-7	90027473	4-15, 4-19, 4-23, 5-3, 5-15, 12-15, 12-19	90553027	11-4, 11-8	91041387	3-9
88631449	3-21, 3-33, 3-37, 3-45	90027906	4-15, 4-19, 12-15, 12-19	90553028	11-4, 11-8	91041451	2-17
88661001	2-19	90027987	7-13	90553036	3-49	91041596	2-17
88661002	8-25, 8-27	90028488	4-47, 4-49	90554001	11-8	91041732	1-9
88661084	8-25	90028660	4-15, 4-19, 4-23, 12-15, 12-19	90554016	3-19, 3-53	91043084	5-31, 5-34
88662059	4-3, 4-7, 8-3, 8-15, 12-7, 12-11	90028740	1-9	90554017	3-53	91043125	3-9, 3-17, 3-21, 3-33, 3-44, 3-61, 3-65, 12-67
88662064	4-4, 8-5, 8-11	90028932	2-7, 12-67	90554018	3-53	91043126	3-9, 3-17, 3-21, 3-33, 3-44, 3-57, 3-61, 3-65, 8-6, 12-67
88662065	5-3	90028935	9-27, 9-29	90554020	3-19	91043146	5-31
88662070	4-15, 4-19, 4-23, 8-3, 9-53, 12-15, 12-19	90028946	7-5, 7-7	90554042	3-19	91043186	3-22, 3-34
88662103	4-15, 4-19, 12-15, 12-19	90028990	3-17	90554045	9-73	91043221	3-21, 3-33, 3-37, 3-45
88662105	4-16, 4-20, 5-3, 12-16, 12-20	90028995	12-44, 12-55	90554054	3-19	91043222	1-10
88662106	8-25	90029955	3-31	90554062	3-19, 3-53	91043295	5-31
88662121	8-11	90200003	3-3, 3-5, 3-9, 3-11, 3-21, 3-25, 3-27, 3-33	90554065	3-53	91043446	9-71
88662177	9-51	90200440	5-7	90554076	3-19, 3-53	91044080	9-25, 9-75
88662429	4-3, 4-7, 8-3, 12-7, 12-11	90200445	11-11, 11-13	90554078	3-49	91045089	5-31
8866514	1-6	90200602	12-123	90554079	3-49	91045106	5-31
8866530	1-6	90200688	11-11, 11-13	90554080	3-49, 3-51	91045107	5-31
88671001	1-10, 2-3, 2-7, 2-17, 3-11, 3-13, 3-17, 8-11, 12-51	90200755	4-43, 4-45, 6-17, 12-27	90554081	3-49	91053020	4-11, 4-15, 4-19, 9-63, 12-15, 12-19
88671008	2-5, 2-19, 2-21, 3-21, 3-33, 3-45	90201443	3-31	91003031	11-11, 11-13	91053419	12-51
88671018	3-21, 3-33, 3-45	90203384	3-45	91014066	9-25	91053439	8-12
88671022	3-9	90203543	5-13	91023098	6-17	91054002	4-12, 4-15, 4-19, 9-63, 12-15, 12-19
88671027	2-10, 2-15	90204007	3-9	91031236	6-17	91054157	12-95
88681344	2-7	90204097	3-45	91031326	3-9	91064017	12-53
88701021	1-9	90205688	6-19, 6-21	91033029	1-5, 12-41	91081158	4-12
88711280	1-9	90205870	3-9	91033038	3-21, 3-33, 3-37, 3-44	91081177	1-10
88711283	4-39, 4-41	90205918	4-43, 4-45, 12-27	91033039	3-21, 3-33, 3-37, 3-44	91081313	3-9
88711284	5-5	90206194	6-17	91033137	4-43, 4-45, 12-27	91081415	1-9
88712306	4-11	90206198	7-13, 9-51	91033138	8-25, 8-27, 12-71, 12-73	91081445	7-13
88821004	7-13	90206202	1-5	91033186	3-9	91081577	3-9
88991005	2-5, 2-10, 2-15	90206553	9-63	91033215	12-44	91081594	3-9
89981036	12-44	90207204	5-7	91033240	9-63	91081622	3-9
90020247	1-10	90207661	12-76, 12-80	91033317	6-19, 6-21	91081630	3-9
90022230	9-75	90207662	3-44	91033320	1-6	91081640	10-3
90026491	11-11, 11-13	90207882	3-17	91033321	5-31	91083070	9-51
90026803	10-5, 10-7, 10-9	90208066	9-71	91033425	6-9, 12-36	910831064	3, 4-7, 4-12, 4-15, 4-19, 4-24, 8-3, 8-9, 12-7, 12-11, 12-15, 12-19
90026965	3-17	90208148	12-97	91033486	12-41	91083126	4-51, 12-29, 12-31
90027182	8-5	90208181	12-97	91034028	5-27	91083128	4-47
900271874	3, 4-7, 4-23, 8-11, 8-15, 12-7, 12-11, 12-51, 12-76	90208212	12-101	91034028	5-27	91083129	4-49, 12-29
90027214	12-55	90402948	3-13, 3-17	91034153	9-9	91083136	7-5, 7-7, 7-13
90027469	9-53	90403056	3-17	91034156	12-95	91083155	6-8, 12-36, 12-39
90027470	1-4, 2-5, 2-9, 2-15, 4-43, 4-45,	90451053	3-13	91034157	12-127	91083200	9-51
		90451061	3-45	91034267	9-13, 9-17, 9-21, 9-23, 12-95	91083216	8-25, 8-27, 12-67, 12-69
		90453018	3-44	91034374	3-44, 3-57		
		90453018	3-44	91034375	3-44		
		90453023	3-44	91034377	3-45, 3-57		
		90453034	12-127	91034399	3-45		
		90453040	3-13	91034400	3-45		
		90453041	3-13	91034435	12-127		
				91034436	12-127		
				91041322	3-21, 3-33, 3-44		
				91041324	3-21, 3-33, 3-45		
				91041325	3-21, 3-33, 3-45		
				91041326	3-21, 3-33, 3-45		
				91041327	3-21, 3-33, 3-45		

PART NUMBER INDEX



Part Number	Page	Part Number	Page	Part Number	Page	Part Number	Page
91083217	8-23	91124094	5-11	91144332	5-5	91144392	5-7
910832184-4, 4-8, 4-12, 4-15, 4-19, 4-23, 12-8, 12-12, 12-15, 12-19		91124096	9-3, 9-5, 9-7, 9-9, 9-17, 9-21, 9-23, 9-27, 9-31, 12-93, 12-127	91144333	5-13	91144393	5-7
91083222	4-15, 4-19, 12-15, 12-19	91124103	12-53	91144334	5-13	91144394	5-7
91083248	3-9	91125002	5-31	91144335	5-13	91144395	5-7
91083250	4-53	91125003	5-31	91144336	5-13	91144396	5-7
91083301	9-51	91140001	1-4	91144337	5-13	91144397	5-7
91083312	7-13	91141128	2-7	91144338	5-13	91144398	5-7
91083339	8-9	91141511	5-5	91144339	5-13	91144399	5-7
91083385	5-31	91143117	12-44, 12-131	91144340	5-13	91144400	5-7
91083440	10-5, 10-7, 10-9	91143122	4-23	91144341	5-13	91144401	5-7
91083449	1-9	91143155	12-51	91144342	5-13	91144402	5-7
91083483	10-3, 12-47	911431724-4, 4-8, 4-12, 7-13, 12-8, 12-12		91144343	5-13	91144403	5-7
91083492	11-4, 11-8	91143177	8-3	91144344	5-13	91144404	5-7
91083504	12-15	91143220	1-5	91144345	5-13	91144405	5-7
91083533	1-4, 6-17, 8-12	91143280	11-4, 11-8	91144346	5-13	91144406	5-7
91083535	3-31	91143281	11-4, 11-8	91144347	5-13	91144407	5-7
91084004	12-87	91143282	3-21, 3-33, 3-44, 11-4, 11-8, 11-11, 11-13	91144348	5-13	91144408	5-7
91084005	12-88	91143283	11-4, 11-8	91144349	5-13	91144414	9-49
91084006	12-88	91143284	11-4, 11-8	91144350	5-13	91144442	5-11
91084008	9-35, 12-83, 12-87	91143285	11-4, 11-8	91144351	5-13	91144448	7-11
91084009	9-35, 12-83, 12-87	91143286	11-4, 11-8	91144352	5-13	91144458	7-11
91084010	12-87	91143288	11-4, 11-8	91144353	5-13	91144460	9-57
91084014	12-84	91143290	11-11, 11-13	91144354	5-13	91144461	9-57
91084033	9-41	911433144-3, 4-7, 4-11, 12-7, 12-11		91144355	5-13	91144462	9-57
91084038	10-5	911433154-4, 4-7, 4-11, 12-7, 12-11		91144356	5-13	91144463	9-57
91084042	9-59	91143348	4-43, 4-45, 12-27	91144357	5-13	91144464	9-57
91084043	9-59, 9-61	91143357	1-4	91144358	5-13	91144465	9-57
91084046	5-5	91143372	9-57	91144359	5-13	91144466	9-57
91084047	5-5	91144005	12-53	91144360	5-13	91144467	9-57
91084203	12-84, 12-88	91144006	12-127	91144361	5-13	91153007	4-51, 12-31
91084278	9-36, 12-84, 12-88	91144015	9-55	91144362	5-13	91161222	2-5, 2-15
91084279	9-36, 12-84, 12-88	91144033	12-53	91144363	5-13	91161269	12-51
91084284	9-55	911440389-27, 12-93, 12-127		91144364	5-13	91163011	4-11, 4-15, 4-19, 12-15, 12-19
91084297	9-55	91144039	12-127	91144365	5-13	91163019	1-10, 12-51
91084301	9-55	91144040	12-127	91144366	5-13	91163028	11-4, 11-8
91084302	9-55	91144042	9-31	91144367	5-13	91163035	4-55, 12-33
91084316	9-39	91144098	9-39, 9-41, 9-43	91144368	5-13	91163087	6-17
91084324	9-39	91144099	9-39, 9-43	91144369	5-11	91163098	4-12, 4-16, 4-20, 12-16, 12-20
91084372	9-17, 12-53	91144125	12-95, 12-127	91144370	5-11	91163100	9-51
91085040	5-31	91144128	9-3, 9-5, 9-7, 9-9, 9-17, 9-21, 9-23, 9-27, 9-31, 12-53, 12-93	91144371	5-11	91163129	4-47, 4-49, 4-51, 12-29, 12-31
91094023	12-87	91144158	9-71	91144372	5-11	91163137	4-49, 4-51, 12-29
91094024	12-87	91144159	9-71	91144373	5-11	91163268	4-53
91094033	9-47	91144190	7-11	91144374	5-11	91164086	6-3
91113003	12-137	91144248	9-47	91144376	5-11	91164087	6-3
91121145	12-44	91144326	5-5	91144377	5-11	91164094	6-3
91121146	12-44	91144327	5-5	91144378	5-11	91164440	3-13
91123062	7-23, 12-71, 12-73	91144328	5-5	91144379	5-11	91166062	12-51
91123065	12-44	91144329	5-5	91144380	5-11	91203039	4-23, 12-44
91123075	12-57, 12-60			91144381	5-11	91204460	9-31
91123092	1-9			91144382	5-8	91303049	8-12
91123119	5-5			91144383	5-8	91323030	11-4, 11-8
91123124	4-43, 4-45, 12-27			91144384	5-8	913330024-4, 4-8, 4-12, 12-8, 12-12	
91123126	7-11			91144385	5-8	913330034-4, 4-8, 4-12, 12-8, 12-12	
91124087	12-127			91144386	5-7	91334024	6-5
91124089	9-31			91144387	5-7		
				91144388	5-7		
				91144389	5-7		
				91144390	5-7		
				91144391	5-7		



PART NUMBER INDEX

Part Number	Page	Part Number	Page	Part Number	Page	Part Number	Page
91334031	6-11	91364052	5-19	91401190	9-21	91403006	9-13
91334032	6-11	91364053	5-19	91401191	2-17	91403008	9-17
91334038	6-19, 6-21	91364054	5-19	91401193	2-9	91403009	9-3, 9-5, 9-7
91334135	6-5	91364055	5-19	91401197	2-3	91403014	12-23
91343016	11-4, 11-8, 12-3, 12-5	91364056	5-19	91401198	2-9	91403017	2-17
91343031	12-55, 12-116, 12-119, 12-133, 12-135	91364057	5-19	91401198	4-39, 4-41	91403018	2-7
91343052	1-9	91364058	5-19	91401204	2-13	91403019	2-7, 12-67
91343218	7-17	91364059	5-19	91401215	2-5, 2-9	91403020	2-19
91343222	12-15	91364060	5-19	91401216	2-5, 2-9	91403021	9-17
91344018	6-11	91364061	5-19	91401223	2-5, 2-9	91403022	9-13, 9-15
91344046	6-11	91364062	5-19	91401224	2-5, 2-10	91403025	2-3
91344053	12-55, 12-116, 12-119, 12-133, 12-135	91364063	5-19	91401225	2-9, 2-15	91403026	9-21
91355034	5-33	91364064	5-19	91401226	2-15	91403027	9-3, 9-5
91355035	5-33	91364065	5-19	91401227	4-3, 12-7	91403030	4-27
91355037	5-33	91364066	5-19	91401233	4-43, 4-45, 12-27	91403031	1-9
91355038	5-33	91364067	5-19	91401256	12-51	91403033	1-10
91361003	12-44	91364068	5-19	91401266	3-21, 3-33, 3-37, 3-44	91403034	1-9
91361018	6-17	91364069	5-19	91401276	12-76	91403037	9-43
91361026	12-51	91364070	5-19	91401281	10-3	91403045	2-17
91363021	10-5, 10-7, 10-9	91364071	5-19	91401296	3-31	91403047	2-17
91363025	7-11	91364072	5-19	91401299	12-47	91403052	2-7
91363158	5-17	91364073	5-19	91401303	3-3, 3-9	91403053	2-7
91363202	5-31	91364074	5-19	91401324	3-3, 3-9, 3-21	91403054	9-27
91363215	5-34	91364075	5-19	91401340	3-27, 3-33	91403060	2-19
91364009	10-5, 10-7, 10-9	91364076	5-19	91401344	8-25, 12-67	91403061	2-3
91364010	10-5, 10-7, 10-9	91364077	5-19	91401347	1-4	91403065	1-9, 2-17
91364013	6-19, 6-21	91364078	5-19	91401354	12-67	91403066	1-9
91364023	4-51, 12-31	91364079	5-19	91401370	8-12	91403067	1-9
91364026	5-25	91364080	5-19	91401415	1-4, 12-113	91403071	2-7
91364027	5-25	91364081	5-19	91401417	12-41	91403076	6-3
91364028	5-25	91364082	5-19	91401421	12-36	91403078	1-9
91364029	5-25	91364083	5-19	91401423	7-5, 7-7, 7-9	91403079	1-9
91364030	5-25	91364084	5-19	91401432	12-71	91403082	1-9
91364031	5-25	91364085	5-19	91401435	2-7	91403084	6-5, 6-8, 6-11, 6-13
91364032	5-25	91364086	5-20	91401436	12-67, 12-69	91403086	4-43, 4-45, 12-27
91364033	5-25	91364087	5-20	91401443	6-9, 12-36	91403087	2-13
91364034	5-25	91364088	5-20	91401450	2-5, 2-9	91403095	4-43, 4-45, 12-27
91364035	5-25	91364089	5-20	91401451	2-9, 2-15	91403096	4-43, 4-45, 12-27
91364036	5-25	91364090	5-20	91401453	2-9, 2-15	91403097	1-6
91364037	5-25	91364091	5-20	91401454	2-9, 2-15	91403098	1-5
91364038	5-25	91364092	5-20	91401456	2-5	91403100	4-47
91364039	5-25	91364093	5-20	91401457	2-5	91403101	4-49
91364040	5-25	91364094	5-20	91401464	12-51	91403102	4-4, 4-47
91364041	5-23	91364095	5-20	91401469	2-5	91403103	4-4, 4-47
91364042	5-23	91364096	5-20	91401472	2-5	91403104	4-47
91364043	5-23	91364097	5-20	91401487	1-5	91403105	4-4, 4-8, 12-7, 12-11
91364044	5-23	91364098	5-20	91401516	6-17	91403108	9-21
91364045	5-23	91364143	9-39, 9-41, 9-43	91401524	1-4	91403114	2-3
91364046	5-19	91364144	9-43	91401529	9-21	91403118	12-29
91364047	5-19	91364145	9-43	91401535	4-7, 4-12, 12-7, 12-11	91403119	2-17
91364048	5-19	91365037	12-51	91401567	7-13	91403125	4-47
91364049	5-19	91365045	12-44	91401568	2-13	91403126	2-7, 2-9, 12-67, 12-69
91364050	5-19	91365076	5-33	91401570	1-4	91403127	2-7, 2-9, 12-67, 12-69
91364051	5-19	91401060	12-7	91401571	12-57, 12-60	91403137	4-4, 4-8, 4-12, 12-8, 12-12
		91401081	1-9	91401573	7-13	91403138	4-4, 4-8, 12-8, 12-12
		91401168	7-3	91401581	4-39	91403140	12-53
		91401172	12-57, 12-63	91401590	6-17		
		91401189	2-17, 9-3, 9-5, 9-17,				

PART NUMBER INDEX



Part Number	Page	Part Number	Page	Part Number	Page	Part Number	Page
91403141	4-43	91403308	7-23, 12-60, 12-65, 12-73	91403450	9-49	91403543	8-21
91403142	4-45, 12-27			91403451	9-39	91403544	8-21
91403145	1-9, 1-10	91403309	7-3, 12-57, 12-63, 12-71	91403454	4-11, 4-15, 4-19, 8-3, 12-15, 12-19	91403545	8-23
91403146	1-9					91403546	8-23
91403153	1-5	91403311	12-57, 12-60	914034554-3	4-7, 4-12, 12-7, 12-11	91403547	8-25, 8-27
91403156	12-51	91403316	12-71			91403548	8-25, 8-27
91403158	9-53	91403317	12-57, 12-63	91403456	9-49	91403549	12-71, 12-73
91403160	4-3, 12-7	91403318	12-76, 12-80	91403457	10-5, 12-15	91403550	12-71, 12-73
91403161	9-51	91403322	12-95	91403461	6-19	91403552	9-65
91403163	1-9	91403324	12-60, 12-65	91403462	8-11	91403553	9-53
91403164	1-9	91403325	1-5	91403463	8-11	91403554	9-53
91403165	1-9	91403326	12-65	91403466	8-11	91403556	4-15, 4-19, 4-23, 12-15, 12-19
91403166	1-9	91403328	12-73	91403467	8-11	91403557	8-5
91403172	1-10	91403329	6-8, 12-37, 12-39	91403471	4-47	91403558	8-5
91403173	1-10	91403338	3-45	91403473	7-5, 7-7	91403559	8-6
91403174	1-10	91403339	3-57	91403474	7-5, 7-7	91403565	9-51
91403176	4-39	91403350	6-8, 12-36, 12-39	91403476	7-5, 7-7, 7-9	91403569	11-4, 11-8
91403178	7-21, 12-65	91403351	6-8, 12-36, 12-39	91403478	7-15	91403573	11-4, 11-8
91403180	9-67	91403352	6-8, 12-36, 12-39	91403481	6-17	91403574	1-4
91403191	12-41	91403353	8-21	91403484	4-53	91403575	9-51
91403193	5-34	91403354	1-10	91403485	4-55, 12-33	91403578	7-11
91403200	10-3	91403355	1-10	91403488	4-53	91403579	9-51
91403216	4-55, 12-33	91403359	3-47	91403489	4-55, 12-33	91403582	1-4
91403217	1-5	91403364	3-44, 3-47	91403490	7-19	91403585	9-21, 9-23
91403225	9-27, 9-29	91403366	3-27, 3-34, 3-47	91403491	12-91	91403588	5-29
91403226	9-27, 9-29	91403367	12-47	91403493	2-3	91403589	9-55
91403230	1-5, 3-37, 6-17	91403372	1-9	91403499	2-7, 12-67, 12-69	91403590	7-13
91403239	12-29	91403377	2-13	91403502	9-51	91403592	9-61
91403240	4-49	91403384	3-31	91403503	1-6, 12-44, 12-116, 12-119	91403596	6-9, 12-37
91403241	1-13, 1-15	91403387	8-15			91403597	11-4, 11-8
91403242	1-13, 1-15	91403388	8-15	91403504	9-53	91403600	1-4
91403243	1-13, 1-15	91403390	12-47	91403506	8-23	91403601	4-55, 12-33
91403244	4-47, 4-49, 4-51, 12-29, 12-31	91403393	8-25	91403507	8-23	91403606	12-76, 12-80
91403247	7-13	91403403	4-43, 4-45, 12-27	91403510	4-53	91403607	12-76, 12-80
914032484-4	4-8, 4-11, 12-7, 12-11	91403404	2-19	91403511	4-55, 12-33	91403608	6-9, 12-36
		91403405	2-19	91403512	4-47, 12-29	91403609	4-39
91403253	9-51	91403407	2-19	91403513	4-39	91403611	9-51
91403254	4-39	91403411	2-19	91403514	4-39	91403612	12-57, 12-60
91403258	5-15	91403412	2-19	91403515	4-47, 12-29	91403613	12-44
91403264	9-53	91403413	3-9, 3-11, 3-17, 3-21, 3-25, 3-31, 3-33, 3-44, 3-61, 3-65, 12-67	91403516	12-57, 12-60	91403614	12-57, 12-60
914032654-3	4-7, 12-7, 12-11			91403519	2-7	91403618	11-4, 11-8
91403268	1-4	91403414	3-9, 3-11, 3-17, 3-21, 3-25, 3-31, 3-33, 3-44, 3-57, 3-61, 3-65, 8-6, 12-67	91403520	12-76	91403619	8-5
91403273	12-71			91403521	7-5, 7-7, 7-9	91403620	6-17
91403274	12-57, 12-60, 12-63			91403522	12-76, 12-80	91403622	11-11
91403279	12-93			91403523	4-12, 4-15, 4-19, 12-16, 12-20	91403623	11-11
91403280	6-8, 12-37, 12-39					91403629	9-31
91403288	6-17, 12-36			91403524	4-39	914040044-4	4-8, 4-12, 4-31, 4-35, 12-8, 12-12
91403289	6-17	91403415	3-45, 8-25, 12-67	91403527	12-41		
914032934-3	4-7, 4-11, 12-7, 12-11	91403425	2-13, 7-13	91403528	8-5	914040054-4	4-8, 12-8, 12-12
		91403432	2-17	91403529	11-4, 11-8	91404007	4-47
91403295	12-47	91403433	2-7	91403530	2-5, 2-9	91404008	4-43, 4-45, 12-27
91403297	12-51	91403437	4-39	91403531	2-9, 2-15	91404010	7-19
91403298	6-17	91403441	1-4	91403532	2-5, 2-9	91404011	7-19, 12-91
91403299	12-36	91403443	6-8, 12-36, 12-39	91403533	2-15	91404013	7-19, 12-91
91403304	12-44, 12-55	91403444	12-67	91403538	12-37	91404016	7-19, 12-91
91403305	12-44	91403445	6-8, 12-37, 12-39	91403539	6-8, 12-36	91404018	9-39, 9-41, 9-43
91403306	12-44	91403448	3-17	91403540	12-83	91404019	9-39, 9-41, 9-43
91403307	7-5	91403449	9-47	91403541	9-35		



PART NUMBER INDEX

Part Number	Page	Part Number	Page	Part Number	Page	Part Number	Page
91404020	9-39, 9-41, 9-43	91404083	9-49	91404182	9-35, 12-83, 12-87		12-23
91404021	9-39, 9-41, 9-43	91404084	9-53	91404183	9-35, 12-83	91404235	4-27, 12-23
91404022	9-39, 9-41	914040854-3	4-7, 4-31, 4-35, 12-8, 12-12	91404184	9-35, 12-83	91404236	4-27, 12-23
91404023	9-39, 9-41, 9-43	914040864-4	4-8, 4-31, 4-35, 12-8, 12-12	91404185	9-35, 12-83	91404237	4-27, 12-23
91404025	9-39	91404088	7-21	91404186	9-35, 12-83, 12-87	91404238	4-27, 12-23
91404026	9-39	91404089	7-21	91404187	9-35, 12-83, 12-87	91404239	4-27, 12-23
91404027	9-39, 9-41, 9-43	91404091	7-21, 12-57, 12-60, 12-63, 12-71	91404188	9-35, 12-83, 12-87	91404241	4-27, 12-23
91404028	9-39, 9-41, 9-43	91404093	7-21	91404189	9-35, 12-83, 12-87	91404242	4-27, 4-31, 4-35, 12-23
91404029	9-39, 9-41, 9-43	91404094	7-21	91404190	9-35, 12-83	91404243	4-27, 12-23
91404030	9-39, 9-41, 9-43	91404095	7-21	91404191	9-35, 12-83, 12-87	91404244	4-27
91404031	9-39, 9-41, 9-43	91404096	7-21	91404192	9-36, 12-84, 12-88	91404245	4-27
91404032	9-39, 9-41, 9-43	91404097	7-21	91404193	9-31	91404246	4-27
91404033	9-39, 9-41, 9-43	91404098	7-21	91404194	9-31	91404247	4-27
91404034	9-39, 9-41, 9-43	91404099	7-21	91404195	9-31	91404248	12-23
91404035	9-39, 9-41	91404100	7-21	91404196	9-31	91404249	4-27
91404036	9-39, 9-41, 9-43	91404101	7-21	91404202	9-31	91404250	4-27, 4-31, 4-35, 12-23
91404037	9-39, 9-41	91404102	7-21	91404203	9-21, 9-23		
91404040	9-47	91404103	7-21	91404204	9-21, 9-23		
91404041	9-47	91404105	7-21	91404205	9-21, 9-23	91404251	4-27, 4-31, 4-35, 12-23
91404042	9-47	91404106	7-21	91404206	9-21, 9-23		
91404043	9-47	91404107	7-21	91404207	7-21	91404252	4-27, 12-23
91404044	9-47	91404108	6-3	91404208	7-21	91404253	4-27, 4-31, 4-35, 12-23
91404045	9-47	91404109	6-3, 6-13	91404209	7-21		
91404046	9-47	91404110	6-3, 6-13	91404210	7-21, 12-57, 12-60, 12-63	91404254	4-27, 12-23
91404047	9-47	91404112	9-13	91404211	7-5, 7-7, 7-9	91404255	4-27, 4-31, 4-35, 12-23
91404048	9-47	91404113	9-13	91404212	7-5, 7-7, 7-9		
91404049	9-47	91404114	9-13	91404213	7-5, 7-7, 7-9	91404256	4-27, 4-31, 4-35, 12-23
91404050	9-47	91404130	9-13	91404214	9-36	91404257	4-27, 4-31, 4-35, 12-23
91404051	9-47	91404131	9-3, 9-5, 9-7	91404215	9-67, 9-69		
91404052	9-47	91404132	9-3, 9-5, 9-7, 9-9	91404216	9-67	91404258	4-27, 4-31, 4-35, 12-23
91404053	9-47	91404133	9-3, 9-5, 9-7, 9-9	91404217	9-67, 9-69		
91404054	9-47	91404134	9-3, 9-5, 9-7	91404218	9-67	91404259	4-27, 4-31, 4-35, 12-23
91404055	9-47, 9-49	91404135	9-3, 9-5, 9-7, 9-9	91404219	4-27, 12-23		
91404056	9-47	91404136	9-3, 9-5, 9-7	91404220	4-27, 4-31, 4-35, 12-23	91404260	4-27, 12-23
91404057	9-47, 9-49	91404137	9-3, 9-5, 9-7	91404221	4-27, 4-31, 4-35, 12-23	91404261	4-27, 12-23
91404058	9-55	91404138	9-3, 9-5, 9-7, 9-9	91404222	4-27, 4-31, 4-35, 12-23	91404262	4-27, 4-31, 4-35, 12-23
91404059	9-55	91404139	9-3, 9-5, 9-7	91404223	4-27, 4-31, 4-35, 12-23	91404263	4-27, 12-24
91404060	9-55	91404140	9-3, 9-5, 9-7	91404224	4-27, 4-31, 4-35, 12-23	91404264	4-27, 4-31, 4-35, 12-24
91404061	9-55	91404151	9-3, 9-5, 9-7	91404225	4-27, 4-31, 4-35, 12-23	91404265	4-31, 4-35, 12-23
91404062	9-55	91404152	9-3, 9-5, 9-7, 9-9	91404226	4-27, 4-31, 4-35, 12-23	91404266	12-23
91404063	9-55	91404153	9-17, 9-21, 9-23	91404227	4-27, 12-23	91404267	4-31, 4-35, 12-23
91404064	9-55	91404154	9-17, 9-21, 9-23	91404228	4-27, 12-23	91404268	12-23
91404065	9-55	91404155	9-17	91404229	4-27, 4-31, 4-35, 12-24	91404269	12-23
91404066	9-55	91404156	9-17	91404230	4-27, 12-23	91404270	12-23
91404067	9-55	91404157	9-17	91404231	12-23	91404271	12-23
91404068	4-39	91404168	9-27	91404232	4-27, 4-31, 4-35, 12-23	91404272	12-23
91404070	9-49	91404169	9-27	91404233	4-27, 4-31, 4-35, 12-23	91404273	12-23
91404071	9-49	91404170	9-27	91404234	4-27, 4-31, 4-35, 12-23	91404274	4-4, 12-8
91404072	9-49	91404171	9-27			91404275	1-4
91404073	9-49	91404172	9-27			91404276	12-53
91404074	9-49	91404176	9-27			91404281	12-53
91404075	9-49	91404177	9-36			91404282	12-53
91404076	9-49	91404178	9-36, 12-84, 12-88			91404283	12-53
91404077	9-49	91404179	9-36, 12-84, 12-88			91404286	9-17, 9-21, 9-23
91404078	9-49	91404180	9-36, 12-84			91404287	9-17, 9-21, 9-23
91404079	9-49	91404181	9-36, 12-84			91404288	9-3, 9-5, 9-7, 9-9
91404080	9-49						
91404081	9-49						
91404082	9-49						

PART NUMBER INDEX



Part Number	Page	Part Number	Page	Part Number	Page	Part Number	Page
91404291	6-13	91404350	6-19	91405013	7-11	91406069	3-21, 3-33, 3-37, 3-44
91404292	6-11	91404351	6-19	91405014	12-76	91406070	3-21, 3-33, 3-37, 3-44
91404293	6-5	91404352	9-27, 12-93	91405015	12-65	91406072	3-44
91404294	6-11	91404355	12-93	91405018	5-31	91406090	4-43, 4-45, 12-27
91404295	6-5	91404360	12-93	91405021	5-31	91406094	1-4
91404296	6-13	91404361	12-93	91405023	12-47	91406098	1-9, 8-11
91404297	6-5	91404362	12-93	91405024	3-31	91406099	1-9, 8-11
91404298	6-5	91404363	12-93	91405025	12-63	91406112	4-12, 4-16, 4-20, 12-15, 12-19
91404299	6-5	91404365	12-93	91405027	4-47	91406113	12-36, 12-113
91404300	6-11	91404366	12-93	91405029	12-29	91406114	12-36, 12-41
91404301	6-5	91404367	12-93	91405032	2-19	91406115	1-4, 12-113
91404302	6-11, 6-13	91404370	12-95	91405034	9-51	91406116	12-41
91404303	6-11	91404371	12-95	91405035	5-33	91406117	1-4
91404304	6-11	91404372	12-95	91405036	5-33	91406118	4-3, 12-8
91404305	6-11	91404373	12-95	91405039	5-31	91406119	12-36
91404306	6-11	91404380	12-95	91405042	4-39	91406134	9-53
91404307	6-11	91404381	12-95	91405047	7-3	91406139	7-5, 7-7
91404308	6-11	91404382	9-3, 9-5, 9-7, 9-9, 9-11, 9-13, 9-15, 9-17, 9-19	91405050	12-41	91406141	7-13
91404309	6-11			91405051	1-4	91406143	7-13
91404310	6-11			91405052	12-71	91406147	7-5, 7-7
91404311	6-11	91404383	12-97	91405054	3-7	91406148	7-5, 7-7
91404312	6-11	91404385	12-97	91405055	3-7	91406149	12-44
91404313	6-11	91404386	12-97	91405056	12-36	91406155	3-45
91404314	6-11	91404388	12-97	91405057	12-44	91406156	3-37
91404315	6-11	91404389	12-97	91405061	3-57	91409117	9-13
91404316	6-11	91404392	12-97	91405067	12-73	91411017	9-63
91404317	6-11	91404394	12-97	91405070	3-44	91411021	8-21
91404318	6-11	91404395	12-97	91405071	3-7	91411044	3-31
91404319	6-11	91404396	12-97	91405073	3-3	91411048	12-44
91404320	6-11	91404408	12-97	91405074	3-3	91411050	3-22, 3-34, 3-45
91404321	6-11	91404409	12-97	91405075	3-21	914110604-3	4-7, 4-11, 12-11
91404322	6-13	91404411	12-97	91405077	3-27	91411069	9-51
91404323	6-11	91404412	12-97	91405078	3-33	91411071	1-6
91404324	6-11	91404413	12-97	91405079	3-9	91411073	3-21, 3-33, 3-45
91404325	12-91	91404416	12-97	91405080	3-17	91413001	5-27
91404326	7-19, 12-91	91404418	12-97	91405081	3-17	91413002	5-3
91404327	7-19, 12-91	91404419	12-97	91405082	3-13	91413003	5-3
91404328	6-19, 6-21	91404420	12-98	91405083	3-13	91413004	1-13, 1-15
91404329	6-19, 6-21	91404421	12-98	91405084	7-5	91413005	4-15, 4-19, 4-23, 12-15, 12-19
91404330	6-19, 6-21	91404426	12-98	91405085	2-7	91413007	9-45
91404331	6-19, 6-21	91404430	12-98	91405086	12-67, 12-69	91413008	9-63
91404332	6-19, 6-21	91404432	12-97	91405088	4-12	91413010	9-59
91404333	6-19, 6-21	91404433	12-97	91405091	9-53	91413011	11-4, 11-8
91404334	6-19, 6-21	91404435	5-29	91405098	12-57	91413012	11-4, 11-8
91404335	6-19, 6-21	91404436	5-29	91405100	12-67	91413013	8-21
91404336	6-19, 6-21	91404437	1-5	91405101	3-9	91413014	7-5
91404337	10-5, 10-7, 10-9	91404439	12-37	91405102	4-4	91413015	9-63
91404338	12-53	91404441	1-5	91406012	2-3	91413016	7-11
91404339	12-53	91404442	1-5	91406013	2-7	91413021	11-4, 11-8
91404340	9-65	91404443	4-39	91406014	2-13	91413024	11-4, 11-8
91404341	9-65	91404445	12-57, 12-60, 12-63	91406015	2-17	91413025	12-29
91404342	1-5	91404446	12-57, 12-60, 12-63	91406017	1-9	91413026	11-4, 11-8
91404343	1-5	91404447	12-57, 12-60, 12-63	91406021	1-10	91413027	11-4, 11-8
91404344	1-4	91404448	12-57, 12-60, 12-63	914060264-4	4-7, 4-11, 12-7, 12-11	91413030	4-55, 12-33
91404345	1-5	91404450	1-5			91413031	4-53
91404346	1-4	91404451	4-27	91406027	4-4, 4-8, 4-23, 7-5, 12-7, 12-11		
91404347	1-5	91405003	4-43				
91404348	1-5	91405010	4-45, 12-27				
91404349	6-19	91405012	12-73				



PART NUMBER INDEX

Part Number	Page	Part Number	Page	Part Number	Page	Part Number	Page
91413036	6-8, 6-17, 12-39	91414005	5-27, 5-29	91415004	7-13	91473223	4-11
91413037	8-12	91414007	5-27, 5-29	91415007	4-3, 4-7, 4-15, 4-19	91473226	10-3
91413038	6-8, 12-36, 12-39	91414008	5-27	91415011	12-3, 12-5	91473230	9-15
91413039	12-101	91414009	5-27, 5-29	91415012	12-7, 12-11, 12-15, 12-19	91473233	9-5, 9-7, 9-9, 9-11
91413040	12-105	91414011	5-27, 5-29	91415014	12-51	91473234	9-19, 9-25
91413041	12-103	91414012	5-27, 5-29	91415021	11-9, 11-13	91473235	9-23
91413044	12-55	91414013	5-27, 5-29	91415025	3-37	91473239	12-47
91413045	12-55	91414014	5-27, 5-29	91415027	6-5	91473240	12-109
91413047	8-5	91414015	5-27, 5-29	91415030	12-60	91474037	5-20, 5-25
91413049	8-5	91414019	5-27, 5-29	91415031	7-23	91474039	5-25
91413050	6-17	91414020	5-27, 5-29	91415032	9-63	91474058	5-25
91413051	6-17, 12-37	91414021	5-27, 5-29	91415035	4-8, 12-8	91474060	5-25
91413052	12-44, 12-116, 12-119	91414022	5-27, 5-29	91415036	12-55	91474061	5-25
91413053	6-9, 12-39	91414024	5-27, 5-29	91415039	1-10	91474064	5-25
91413054	12-29	91414026	5-27, 5-29	91415040	1-10	91474065	5-25
91413055	9-41	91414027	5-27, 5-29	91415041	11-9	91474066	5-25
91413060	6-21	91414028	7-11	91415042	11-9	91474075	5-25
91413061	11-4, 11-8	91414029	7-11	91415045	12-41	91474095	5-25
91413096	4-47	91414030	9-45	91415046	12-36	91474098	5-25
91413099	3-21, 3-33, 3-44	91414031	9-45	91415053	5-15	91474115	5-19
91413100	3-21, 3-33	91414032	9-45	91415064	12-12	91474116	5-19
91413104	4-23, 12-7, 12-11	91414033	9-45	91415067	7-7	91474126	5-19
91413106	5-15	91414034	9-45	91415071	11-9	91474128	5-19
91413107	5-15	91414035	9-45	91415072	11-9	91474136	5-23
91413110	6-17	91414036	9-45	91415078	4-11, 4-23	91474137	5-23
91413111	12-65	91414037	9-45	91415078	4-11, 4-23	91474139	5-23
91413112	12-73	91414038	9-45	91415083	12-107	91474140	5-23
91413113	12-60	91414039	9-45	91415084	4-12	91474141	5-23
91413118	9-43	91414040	4-4, 4-8, 4-23, 12-8, 12-12	91415088	6-8	91474142	5-23
91413120	10-7	91414041	9-41	91416006	7-3	91474143	5-23
91413121	7-7, 7-9	91414042	9-41	91416011	12-61	91474144	5-23
91413122	2-17	91414043	9-41	91416012	12-73	91474145	5-23
91413123	2-17	91414044	9-41	91416013	12-65	91474146	5-23
91413127	2-7	91414045	12-103, 12-105	91416014	4-39, 4-41	91474147	5-23
91413130	6-17	91414046	12-103	91416017	12-65	91474149	5-23
91413132	8-5, 8-17	91414047	12-103, 12-105	91416018	3-44	91474151	5-23
91413134	4-31	91414048	12-105	91416020	12-39	91474155	5-19
91413138	2-3	91414049	12-101	91471108	4-43, 4-45, 12-27	91474157	5-19
91413139	2-3	91414050	12-101	91471133	4-49, 4-51, 12-31	91474162	5-20
91413141	9-57	91414051	12-101	91471181	4-49	91474163	5-20
91413142	6-13	91414052	12-101	91471226	2-5, 2-9	91474179	9-45
91413145	4-35	91414053	12-101	91471227	2-5, 2-9	91474182	9-45
91413146	10-9	91414054	12-101	91471228	2-9, 2-15	91474184	9-45
91413147	10-3	91414055	12-101	91471229	2-9	91474411	1-5
91413148	12-107	91414056	12-101	91471240	9-5, 9-7, 9-9, 9-11, 9-23, 9-25	91474412	1-5
91413149	12-107	91414057	12-101	91471243	12-39	91474413	1-5
91413152	9-29	91414058	12-101	91473100	4-49	91474414	1-5
91413153	9-33	91414059	12-101	91473102	4-49	91474416	1-5
91413154	9-25	91414060	12-101	91473103	4-51, 12-31	91474417	1-5
91413155	9-11	91414061	12-101	91473104	4-49, 4-51, 12-31	91474423	1-5
91413156	9-19	91414062	12-101	91473125	12-76, 12-80	91474427	1-5
91413158	9-9	91414063	12-101	91473127	12-76, 12-80	91474463	6-21, 10-5, 10-7, 10-9
91413159	12-97	91414065	9-9	91473163	6-17	91474490	9-69
91413160	12-97	91414066	9-9	91473188	9-69	91474491	9-69
91414001	5-27, 5-29	91414067	9-9	91473206	5-34	91474492	6-11
91414002	5-27, 5-29	91414068	9-9	91473211	6-17	91474499	12-24
91414003	5-27, 5-29	91414069	9-9	91473212	6-17	91474506	4-31, 4-35
91414004	5-27, 5-29	91415001	5-3	91473222	4-4, 4-8	91474629	4-27, 4-31, 4-36

PART NUMBER INDEX



Part Number	Page	Part Number	Page	Part Number	Page	Part Number	Page
91474630	4-28, 4-32, 4-36	91555029	11-9				
91474631	4-28, 4-32, 4-36	91555031	1-10				
91474633	12-109	91555032	1-10				
91474634	12-109	91561150	6-17				
91474635	12-109	91561200	6-17				
91475046	4-49	91563141	3-47				
91475048	7-11	91563142	3-47				
91475054	5-33	91563143	3-47				
91475055	5-33	91563158	6-15, 12-111, 12-113				
91475063	11-9						
91475093	5-33	91563164	6-15				
91475104	11-9	91563208	7-11				
91475109	12-39	91565064	12-41				
91476053	7-7	91565094	3-51				
91503102	11-4, 11-8						
91503103	12-131						
91503105	10-17						
91503106	10-17						
91504028	7-19, 12-91						
91504029	7-19, 12-91						
91504107	12-131						
91511127	12-131						
91511144	4-51, 12-31						
91511206	12-55						
91513029	2-17						
91513099	1-5						
91513119	12-57, 12-60						
91513159	4-11						
91513197	1-6						
91513204	7-23, 12-57, 12-60, 12-63						
91513206	3-47						
91513282	9-23, 9-25						
91514246	1-5						
91514256	4-31, 4-35						
91514257	4-31, 4-35						
91514258	4-31, 4-35						
91514259	4-31, 4-35						
91514260	4-31, 4-35						
91515041	4-51, 12-31						
91515056	5-33						
91515073	11-9						
91515074	11-9						
91516044	1-4						
91531026	12-109						
91534005	4-12, 4-31, 4-35						
91534006	4-12						
91535017	5-33						
91535019	5-33						
91535022	12-109						
91543002	5-34						
91545008	5-33						
91545010	5-33						
91551039	1-10						
91553052	8-11						
91553054	8-11						
91553072	11-11, 11-13						
91554011	10-7, 10-9						
91554032	4-31, 4-35						



PART NUMBER INDEX

Part Number	Page	Part Number	Page	Part Number	Page	Part Number	Page
-------------	------	-------------	------	-------------	------	-------------	------



91404001



An Oshkosh Corporation Company

JLG Industries, Inc.
1 JLG Drive
McConnellsburg PA. 17233-9533
USA
Phone: +1-717-485-5161
Customer Support Toll Free: 1-877-554-5438
Fax: +1-717-485-6417

JLG Worldwide Locations

JLG Industries (Australia)
P.O. Box 5119
11 Bolwarra Road
Port Macquarie
N.S.W. 2444
Australia
Phone: +61 265 811 111
Fax: +61 265 810 122

JLG Latino Americana Ltda.
Rua Eng. Carlos Stevenson,
80-Suite 71
13092-310 Campinas-SP
Brazil
Phone: +55 193 295 0407
Fax: +55 193 295 1025

JLG Industries (UK) Ltd
Bentley House
Bentley Avenue
Middleton
Greater Manchester
M24 2GP
England
Phone: +44 (0)161 654 1000
Fax: +44 (0)161 654 1001

JLG France SAS
Z.I. de Baulieu
47400 Fauillet
France
Phone: +33 (0)5 53 88 31 70
Fax: +33 (0)5 53 88 31 79

JLG Deutschland GmbH
Max-Planck-Str. 21
D - 27721 Ritterhude-Ihlpohl
Germany
Phone: +49 (0)421 69 350 20
Fax: +49 (0)421 69 350 45

JLG Equipment Services Ltd.
Rm 1107 Landmark North
39 Lung Sum Avenue
Sheung Shui N.T.
Hong Kong
Phone: +852 2639 5783
Fax: +852 2639 5797

JLG Industries (Italia) s.r.l.
Via Po. 22
20010 Pregnana Milanese - MI
Italy
Phone: +39 029 359 5210
Fax: +39 029 359 5845

JLG Europe B.V.
Polaris Avenue 63
2132 JH Hoofddorp
The Netherlands
Phone: +31 (0)23 565 5665
Fax: +31 (0)23 557 2493

JLG Polska
Ul. Krolewska
00-060 Warszawa
Poland
Phone: +48 (0)914 320 245
Fax: +48 (0)914 358 200

Plataformas Elevadoras
JLG Iberica, S.L.
Trapadella, 2
P.I. Castellbisbal Sur
08755Castellbisbal, Barcelona
Spain
Phone: +34 93 772 4 700
Fax: +34 93 771 1762

JLG Sverige AB
Enkopingsvagen 150
Box 704
SE - 176 27 Jarfalla
Sweden
Phone: +46 (0)850 659 500
Fax: +46 (0)850 659 534